



# 2020 MEDIA GUIDE



20  19  
NL EAST DIVISION  
**CHAMPIONS**



# TABLE OF CONTENTS

## FRONT OFFICE

### BASEBALL OPERATIONS

Directory .....	27-28
Staff Bios .....	29-32

### EXECUTIVES

Terry McGuirk .....	12
Henry Aaron .....	13-14
Derek Schiller .....	15
Mike Plant .....	16
Alex Anthopoulos .....	17
Perry Minasian .....	18
Bobby Cox .....	19
Greg Heller .....	20
Chip Moore .....	21
Jill Robinson .....	22
DeRetta Rhodes, PhD .....	23
Bill Bartholomay .....	24
John Schuerholz .....	25
Front Office Directory .....	6-9
Truist Park .....	4-5

## MANAGER & STAFF

Brian Snitker .....	34-35
Sal Fasano .....	36-37
Rick Kranitz .....	38
Marty Reed .....	39
Kevin Seitzer .....	40-41
Ron Washington .....	42-43
Walt Weiss .....	44-45
Eric Young Sr. ....	46-47
José Castro .....	48
Jimmy Leo .....	49
Tomás Pérez .....	49
José Yépez .....	49
Clubhouse Staff .....	54-56
Grounds Crew .....	56
Medical & Strength Staff .....	50-53

## PLAYERS

40-Man Roster .....	58
Non-Roster Invitees .....	59
Player Bios .....	60-254

## 2019 SEASON REVIEW

2019 Final Standings .....	256
2019 Day-by-Day .....	257-259
2019 Year-End Notes .....	260-268

## PLAYER DEVELOPMENT & SCOUTING

Player Development Staff .....	270
Roving Coordinators .....	271-273
Spec. Assts. to Player Dev. ....	274-275
Minor League Award Winners .....	276
Affiliates .....	277-278

### MINOR LEAGUE

2019 Standings .....	270
Players .....	280-323
2019 Batting Leaders .....	324
2019 Pitching Leaders .....	325

### SCOUTING

Scouting Staff .....	326-327
No. 1 Draft Picks .....	328

## BRAVES HISTORY

### ALL-STAR GAME

All-Star Selectees .....	379
--------------------------	-----

### ATTENDANCE

Detailed Attendance Highs .....	423
Records .....	422
Year-by-Year Attendance .....	421
Award Winners .....	376-378

### BALLPARKS

Atlanta-Fulton Ct. Stadium .....	424
Turner Field .....	425

### BATTING RECORDS

Atlanta Career Top 10 .....	390
Franchise Career Top 10 .....	391
Atlanta Season Top 10 .....	392
Franchise Season Top 10 .....	393
Franchise Season Feats .....	388
Year-By-Year Totals .....	389
Clinch Dates .....	333

### CLUB RECORDS

Atlanta (Since 1966) .....	398-403
Franchise Records .....	404-411

### DIVISION SERIES

Recaps .....	347-356
Doubleheader History .....	415

### FIELDING

Individual Leaders .....	397
Yearly Team Totals .....	396

### HALL OF FAME

Braves in Cooperstown .....	357
Braves HOF Inductees .....	358

### HOME RUNS

From Both Sides of Plate .....	394
Inside-the-Park .....	394
Misc. Leaders .....	395
Last Time It Happened .....	431

### LEAGUE CHAMPIONSHIP SERIES

Recaps .....	341-347
--------------	---------

### OPENING DAY

Lineups .....	428-429
Records/Starts .....	430
Results .....	426-427
Pennant Winners .....	333

## 2020 ATLANTA BRAVES MEDIA GUIDE

The 2020 Atlanta Braves Media Guide was produced by the Braves Baseball Communications Department, under the direction of Beth Marshall. Primary contributors were Jared Burleyson, Franco Garcia, Matt Grilli and Jonathan Kerber, with editorial assistance by Kara Zoellner. Cover design by Braves Creative Director Insung Kim.

Interior photos by: Kevin Liles, Pouya Dianat, Patrick Duffy, Logan Riely, Isaac Green, Gene Fruth, Tony Firriolo, Sean Kernan, Milo Stewart Jr. & Gene Fruth (National Baseball Hall of Fame), Kyle Christy, Tom DiPace, Chris Hamilton, Edward M. Pio Roda, Tom Priddy, Paul O'Mara, Joe Sebo, Bill Setliff, J. Stoll, Miles Kennedy, Kyle Hess (Rome Braves), Jamie Spaar (Gwinnett Stripers), Mississippi Braves, Turner Image Management, Getty Images, and Topps.

Statistical information used in the guide courtesy of the Elias Sports Bureau, MLB Information System, STATS LLC, and David Vincent (SABR).

Copyright 2020 Atlanta National League Baseball Club, Inc. All rights reserved. Reproduction of the Braves Media Guide in whole or part without the permission of the Atlanta National League Baseball Club, Inc. is strictly prohibited. All information is as of March 10, 2020.

[braves.com](http://braves.com) [bravesbeisbol.com](http://bravesbeisbol.com) [Twitter: @braves](https://twitter.com/braves) [Instagram: @braves](https://www.instagram.com/braves) [Facebook.com/braves](https://www.facebook.com/braves)

**PITCHING RECORDS**

Atlanta Career Top 10 ..... 382  
 Franchise Career Top 10 ..... 383  
 Atlanta Season Top 10 ..... 384  
 Franchise Season Top 10 ..... 385  
 Retired Numbers ..... 359  
 Hank Aaron ..... 360-361  
 Bobby Cox ..... 362-363  
 Tom Glavine ..... 364-365  
 Chipper Jones ..... 366-367  
 Greg Maddux ..... 368-369  
 Eddie Mathews ..... 370  
 Dale Murphy ..... 371  
 Phil Niekro ..... 372  
 Pitching Feats ..... 380-381  
 John Smoltz ..... 373-374  
 Warren Spahn ..... 375  
 Year-by-Year Totals ..... 386

**ROSTERS**

Atlanta All-Time ..... 433-437  
 Atlanta Coaches ..... 437  
 Bos./Mil. All-Time ..... 438-442  
 Series Sweeps ..... 414  
 Trades - Recent by Club ..... 432

**WON-LOSS RECORDS**

Best by Game ..... 416  
 Worst by Game ..... 417  
 Monthly ..... 418-420  
 vs. A.L. Opponents ..... 413  
 vs. N.L. Opponents ..... 412  
 Yearly Finishes ..... 330-332

**WILD CARD GAME**

Recap ..... 357

**WORLD SERIES**

Home Runs ..... 340  
 Recaps ..... 334-339

**OPPONENTS**

A.L. & N.L. .... 444-458

**MISC. INFORMATION**

Communications Staff ..... 461  
 Media Information ..... 460

**BROADCASTERS**

Chip Caray ..... 462  
 Jeff Francoeur ..... 462  
 Tom Glavine ..... 463  
 Ben Ingram ..... 463  
 Jim Powell ..... 464  
 Joe Simpson ..... 465  
 Don Sutton ..... 465  
 Radio Affiliates ..... 466  
 Regulation Game ..... 468  
 Rules of Interest ..... 467

**SPRING TRAINING**

Information ..... 469  
 Community ..... 471-476

**BRAVES BOXES OF INTEREST INDEX**

**ATLANTA BRAVES**

Atlanta Braves Ownership ..... 12  
 Braves General Managers ..... 17  
 Braves Team Doctors ..... 51  
 Pronunciation Guide ..... 59  
 BBWAA Brave of the Year Award Winners ..... 164  
 BBWAA Atlanta Chapter ..... 461  
 Pre-Game Timings Chart ..... 468

**HISTORICAL**

Hank Aaron Award Winners ..... 14  
 Winningest Managers ..... 333  
 League Champ. Series Home Run Leaders ..... 344  
 Top Winning Percentage by a Pitcher ..... 380  
 Best Pitching Starts ..... 381  
 Single-Game Batting Feats ..... 388  
 Assist Records (Fielding) ..... 397  
 Longest Braves Game by Inning ..... 398  
 Franchise Single-Season Batting Leaders ..... 405  
 Fulton County Home Runs ..... 424  
 Spring Training Results ..... 469

**2019 NOTES**

By Day & Month ..... 89  
 Home Run Breakdown ..... 94  
 Pinch Hitters ..... 132  
 Hitting Streaks of 10 or More Games ..... 153  
 Injured and Inactive List ..... 157  
 Delays & Postponements ..... 168  
 Major League Attendance ..... 184  
 Walk-off Wins ..... 187  
 Monthly Batting/Pitching Totals ..... 194  
 Starts by Position ..... 200  
 Bullpen Bits ..... 202  
 Major League Debuts ..... 217  
 Shutouts ..... 221  
 Replay Reviews ..... 240  
 Starts by Batting Order ..... 244  
 Starting Pitcher Stats ..... 248

**FARM SYSTEM**

Minor League Team MVPs ..... 276  
 2020 Top Prospects ..... 323  
 2019 First-Year Player Draft ..... 324  
 2019 Pitchers and Players of the Month ..... 325

# TRUIST PARK

## TRUIST PARK

755 Battery Avenue, SE  
Atlanta, GA 30339-3017  
404.522.7630

**YEAR OPENED:** 2017

**CAPACITY:** 41,184

**LARGEST CROWD:** 43,619 (August 17, 2019 vs. Los Angeles-NL)

**TIMELINE TO BUILD:** 30 months (Sept., 2014 to Feb., 2017)

**SIZE:** 1,114,400 square feet

**ELEVATION:** 965 feet above mean sea level

**SURFACE:** Seashore Paspalum, Platinum TE grass

**LIGHTS:** LED Sports lights

**BRAVES DUGOUT:** First Base

**VISITOR DUGOUT:** Third Base

**BRAVES BULLPEN:** Right-Centerfield

**VISITORS BULLPEN:** Left Field Corner

### FIELD DIMENSIONS

Left Field Corner: 335'

Left Field Power Alley: 385'

Centerfield: 400'

Right Field Power Alley: 375'

Right Field Corner: 325'

### WALL HEIGHT

Left Field Corner: 6'-0"

Left Field: 8'-8"

Centerfield: 8'-8"

Right Field: 16'-0"


Right Field Corner: 16'-0"




## ATLANTA BRAVES BALLPARKS



Fulton County Stadium  
1966-1996



Turner Field  
1997-20016



Truist Park  
2017-present

## TRUIST PARK FIRSTS

**FIRST GAME:** April 14, 2017 vs. San Diego Padres

**ATTENDANCE:** 41,149 (Sellout)

**TOG:** 2:57

**Score:** 5-2, Braves

**WP:** Julio Teheran    **LP:** Jhoulys Chacin

**SAVE:** Jim Johnson

**FIRST PITCH:** Julio Teheran, ATL, 7:53 p.m. (strike)

**FIRST BATTER:** Manuel Margot, SD (fly out)

**FIRST BRAVES BATTER:** Ender Inciarte, ATL

**FIRST HIT:** Ender Inciarte, ATL (infield single)

**FIRST DOUBLE:** Freddie Freeman, ATL

**FIRST HOME RUN:** Ender Inciarte, ATL

**FIRST RBI:** Nick Markakis, ATL

**FIRST RUN SCORED:** Ender Inciarte, ATL

**FIRST STRIKEOUT:** Adonis Garcia, ATL (by J. Chacin)

**FIRST WALK:** Travis Jankowski, SD (by J. Teheran)

**FIRST BRAVES STEAL:**

Brandon Phillips  
(4/16/17 vs. SD)

**FIRST WALK-OFF HIT:**

Dansby Swanson  
(4/17/17 vs. SD)

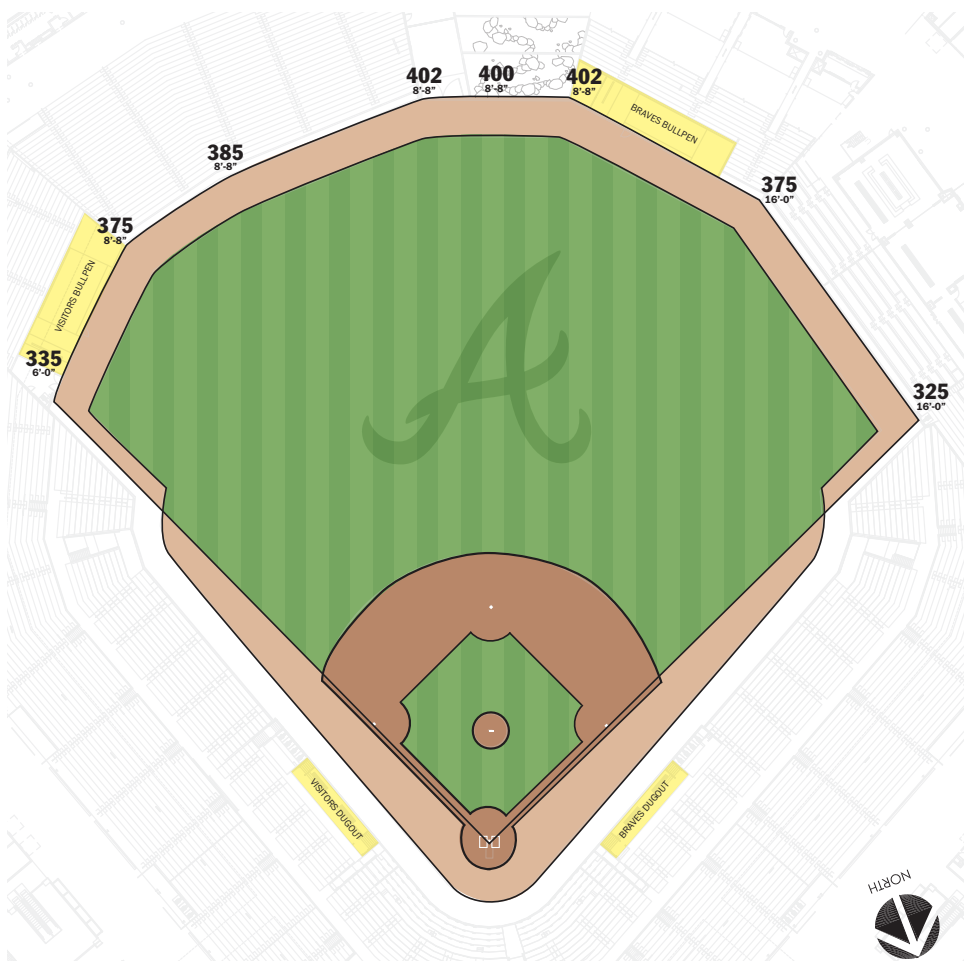
**FIRST BRAVES ERROR:**

Arodys Vizcaino  
(4/17/17 vs. SD)

**FIRST TRIPLE:**

Emilio Bonifacio, ATL  
(5/3/17 vs. NYM)

## TRUIST PARK DIMENSIONS



# EXECUTIVES & OFFICERS

Terry McGuirk.....	Chairman
Derek Schiller.....	President & CEO, Atlanta Braves
Mike Plant.....	President & CEO, Braves Development Company
Alex Anthopoulos.....	President, Baseball Operations and General Manager
Greg Heller.....	Executive Vice President, Chief Legal Officer
Chip Moore.....	Executive Vice President, Minor League Affiliates & Strategic Planning
Jill Robinson.....	Executive Vice President, Chief Financial Officer
DeRetta Rhodes, PhD.....	Senior Vice President, People Capital
Henry L. Aaron.....	Senior Vice President
William C. Bartholomay.....	Chairman Emeritus
John Schuerholz.....	Vice Chairman, Emeritus

## 2020 FRONT OFFICE DIRECTORY

### BASEBALL OPERATIONS

Perry Minasian.....	Sr. Vice President & Assistant General Manager
Dana Brown.....	Vice President, Scouting
Jason Paré.....	Assistant General Manager, Research and Development
Alex Tamin.....	Assistant General Manager, Major League Operations
Ben Sestanovich.....	Assistant General Manager, Player Development
Dixie Keller.....	Director, Baseball Administration
Ron Knight.....	Assistant Director, Player Development - Operations
Colin Wyers.....	Manager, Player Development Analytics
Fernando Piñeres.....	Cultural Diversity Coordinator
Dylan Quantz.....	Assistant, Player Development
Jonathan Schuerholz.....	Assistant Director, Professional Scouting
Gerald Milanes.....	Manager, International Scouting Administration
Jonathan Cruz.....	Coordinator, Latin American Operations
Ronit Shah.....	Assistant, Amateur Scouting
Rob Smith.....	Manager, Baseball Video Operations
Kyle Clements.....	Minor League Video Coordinator
Doug Wachter.....	Manager, Major League Operations
Caelan Collins.....	Analyst, Major League Operations
Nick Coppola.....	Analyst, Major League Operations
Kenny Dorian.....	Analyst, Major League Operations
Dylan Mortimer.....	Analyst, Major League Operations
Tom O'Donnell.....	Analyst, Major League Operations
Adam Sonabend.....	Analyst, Major League Operations
Garrett Wilson.....	Manager, Baseball Systems
Dana Bennett.....	Developer, Baseball Systems
Mike Copeland.....	Developer and Data Architect, Baseball Systems
Michael Lord.....	Coordinator, Research & Development
Josh Malek.....	Coordinator, Research & Development
Scott Rapponotti.....	Analyst, Research & Development
Kyle Sargent.....	Analyst, Research & Development
Kevin Song.....	Analyst, Research & Development
Evan Tucker.....	Data Scientist
Rafael Becerra.....	Manager, Family Relations
Seth Heizer.....	Assistant, Family Relations
Tucker Meredith.....	Trainee, Player Development
Will Rich.....	Trainee, Amateur Scouting
Peyton Skinner.....	Trainee, Professional Scouting
Jeremy Dorsey.....	Bill Lucas Apprentice

### CLUBHOUSE

John Holland.....	Director, Equipment and Clubhouse Services
Jim Lovell.....	Director of Team Travel
Fred Stone.....	Visiting Clubhouse Manager
Eric Durban.....	Assistant Equipment & Clubhouse Services Manager
Chris Hunter.....	Assistant Equipment & Clubhouse Services Manager

### MEDICAL & PERFORMANCE STAFF

Dr. Joe Chandler.....	Director Medical Services Emeritus
Dr. Tim Griffith.....	Head Team Physician
George C. Poulis.....	Director of Player Health/Head Athletic Trainer
Jeff Porter.....	Senior Advisor, Athletic Training
Mike Frostad.....	Assistant Athletic Trainer
Brad Scott.....	Head Strength and Conditioning Coach
Jordan Wolf.....	Assistant Strength and Conditioning Coach
Pete Cicinelli.....	Major League Head Physical Therapist
Nick Valencia.....	Major League Assistant Physical Therapist
Yoshi Nishio.....	Massage Therapist

### ACCOUNTING & FINANCE

Kimberly Childress.....	Senior Vice President, Controller
-------------------------	-----------------------------------

#### ACCOUNTING

Shannon Gabriel.....	Vice President, Controller
Ben Phanco.....	Director, Technical Accounting
Kelly Young.....	Manager, Payroll
Nikia Brown.....	Manager, Accounting
Lori Tubbs.....	Manager, Accounting
Ronald Gladden.....	Manager, Internal Audit
Sylvia Berrocal.....	Manager, Accounts Payable
Kaylynn Maiberger.....	Senior Accountant, Treasury
Sarah Davis.....	Senior Accountant
Matt Eaves.....	Senior Accountant
Shannon Rosario.....	Senior Accountant
Suwanna Pankam.....	Coordinator, Accounts Payable
Stephen DeGuenther.....	Staff Accountant I
JéLena Parks.....	Staff Accountant I
Frankie Moton.....	Staff Accountant I
Miranda Jones.....	Accounting Assistant II
Elaine Walters.....	Administrative Support

#### FINANCE

Roxanne Porch.....	Vice President, Finance
Terrence Willoughby.....	Senior Financial Analyst, Atlanta Braves
Ian Sullivan.....	Senior Financial Analyst, Braves Development Co.

**CORPORATE & PREMIUM PARTNERSHIPS**

Jim Allen..... Sr. Vice President, Corporate & Premium Partnerships  
 Brad Jones..... Senior Director, Partner & Premium Services  
 Paige Graham..... Administrative Assistant, Corporate Partnerships

**CORPORATE PARTNERSHIPS**

Trey Workman..... Senior Director, Corporate Partnerships  
 Mark Lehman..... Senior Manager, Corporate Partnerships  
 Chad Clarke..... Manager, Corporate Partnerships  
 Hank Cobb..... Manager, Corporate Partnerships  
 Derek Houston..... Manager, Corporate Partnerships  
 Drew King..... Manager, Corporate Partnerships  
 Sara Arnold..... Manager, Partnership Services  
 Kenny Tracy..... Manager, Partnership Services  
 Laura Guest..... Senior Coordinator, Partnership Services  
 James Cooper..... Coordinator, Partnership Services  
 Elliott Kiadii..... Coordinator, Partnership Services  
 Katie Stephenson..... Coordinator, Partnership Services  
 Michelle Floyd..... Trainee, Partnership Services  
 Brooke Olson..... Trainee, Corporate Partnership Sales

**PREMIUM PARTNERSHIPS**

BJ Mitchell..... Director, Premium Partnerships  
 Jake Creel..... Manager, Premium Memberships  
 John Farrell..... Manager, Premium Memberships  
 Michael Stiles..... Manager, Premium Memberships  
 Jason Webber..... Manager, Premium Memberships  
 Sasha Murray..... Senior Account Manager, Premium Memberships  
 Alex Ingle..... Account Manager, Premium Services  
 Taylor Calderon..... Coordinator, Premium Partnerships  
 Isabel de Armas..... Trainee, Premium Partnerships

**EXECUTIVE SERVICES**

Susan Bailey..... Executive Assistant to Henry Aaron  
 Debra Cody..... Executive Assistant to Jill Robinson  
 Christina Huff..... Executive Assistant to Mike Plant  
 Natalie McWright..... Executive Assistant to Derek Schiller  
 Mindy Petzer..... Executive Assistant to Terry McGuirk  
 Eve Porter..... Executive Assistant to Greg Heller  
 Elizabeth Terán..... Executive Assistant to Alex Anthopoulos  
 Erica Daniel..... Executive Assistant to DeRetta Rhodes  
 Crystal Digby..... Executive Assistant to Adam Zimmerman

**FACILITY OPERATIONS & ENGINEERING**

Eric Perestuk..... Senior Vice President, Facility Operations

**GROUNDS CREW**

Ed Mangan..... Field Director  
 Anthony De Feo..... Manager, Field  
 Tyler Lenz..... Manager, Field  
 Mike Bradberry..... Assistant, Grounds Crew

**FACILITY OPERATIONS & ENGINEERING**

Mitch Norton..... Director, Engineering  
 Dawn Gepfer..... Director, Facilities  
 Aaron Holloway..... Manager, Shipping & Receiving  
 Ried Prestwood..... Projects Manager  
 Eric Bitrick..... Carpenter  
 James Stovall..... Locksmith Lead

**FACILITY OPERATIONS & ENGINEERING (CONTINUED)**

Buster White..... Electrical Lead  
 James Jackson..... Electrical Technician  
 Bradley West..... Electrical Technician  
 Christopher Johnson..... HVAC Lead  
 Pablo Rodriguez..... HVAC Technician  
 Steven Hill..... HVAC II Technician  
 Paul Iltzky..... HVAC II Technician  
 Chris Colquitt..... General Maintenance Lead  
 Kenneth Banks..... General Maintenance Technician  
 Brian Bernard..... General Maintenance Technician  
 Miguel Borjas..... General Maintenance Technician  
 Joseph Burgess..... General Maintenance Technician  
 Robert McCarthur..... General Maintenance Technician  
 Ronald Moody..... General Maintenance Technician  
 Brett Parr..... General Maintenance Technician  
 Jeremy Mattern..... Plumber I  
 Rory Martin..... Coordinator, Engineering  
 Carol Shoemake..... Administrative Assistant, Engineering  
 Donnie Ellenberg..... Mail Center Clerk

**GUEST OPERATIONS & STRATEGY**

Hannah Basinger..... Vice President, Guest Operations & Strategy

**BALLPARK TOURS**

Carolyn Serra..... Sr. Director, Ballpark Tours, Braves Hall of Fame  
 Sam Wallace..... Manager, Ballpark Tours, Braves Hall of Fame  
 Kameron Watson..... Trainee, Ballpark Tours/Group Sales

**GUEST SERVICES**

Chandler Faccetto..... Director, Guest Services  
 Lamar Lewis..... Senior Coordinator, Guest Services  
 Anna Matthews..... Senior Coordinator, Guest Services  
 Mary Elizabeth Woodward..... Senior Coordinator, Guest Services  
 Michael Nolan..... Coordinator, Guest Services  
 Leah Teach..... Coordinator, Guest Services Operations  
 Katie Hearn..... Coordinator, Digital Services Representative  
 Julia Evans..... Trainee, Guest Services

**EVENT OPERATIONS**

Alan Hearn..... Director, Event Operations & Procurement  
 Alex Raymond..... Manager, Event Operations  
 Kaitlynne Grice..... Manager, Event Operations  
 Ron Rodriguez..... Manager, Event Logistics  
 Jamiya Brinson..... Coordinator, Event Operations  
 Dan LoGiudice..... Trainee, Event Operations

**SPECIAL EVENTS**

Dawn Truemper..... Senior Director, Event Sales  
 Melissa Carlson..... Senior Coordinator, Special Events Operations  
 Alexis Lloyd..... Coordinator, Events  
 Haley Paakaula..... Coordinator, Events

**INFORMATION TECHNOLOGY**

Chip Graham.....Director, AV Technical Services  
 Brian Howell.....Senior Manager, IT Engineering  
 Beth Vinson...Sr. Manager, Application Development & Database Admin.  
 Annjeanette Fisher.....Manager, Strategic Sourcing  
 John Baxley.....Senior Systems Engineer  
 Michael Lothamer.....Senior Systems Analyst  
 Mark Phipps.....Senior Display Systems Engineer  
 Chris Mathewson.....Systems Engineer  
 Andrew Tanguay.....AV Engineer  
 Casey Comeaux.....IPTV Engineer  
 Chris Newell.....Network Engineer  
 Jana Jones.....Application Support Engineer  
 Kim Vinson.....Application Support Engineer  
 Carl Cox.....Application Developer  
 Paul Lupcke.....Salesforce Developer  
 Brian Tansy.....Database Administrator

**LEGAL**

Jason Domir.....Vice President & Deputy General Counsel  
 Robyn Farmer.....Vice President & Deputy General Counsel  
 Jonathan Smith.....Vice President & Deputy General Counsel  
 Linda Miller.....Manager, Risk & Compliance  
 Heather Metzger.....Paralegal  
 Amy Wall.....Paralegal

**MARKETING**

Adam Zimmerman.....Senior Vice President, Marketing  
 Jim Williams.....Senior Advisor

**ALUMNI RELATIONS**

Greg McMichael.....Director, Alumni Relations

**COMMUNICATIONS**

Beth Marshall.....Vice President, Communications  
 Jonathan Kerber.....Director, Baseball Communications  
 Jared Burleyson.....Manager, Baseball Communications  
 Franco Garcia.....Bilingual Coordinator, Baseball Communications  
 Matt Grilli.....Coordinator, Baseball Communications  
 Kara Zoellner.....Coordinator, Corporate Communications

**DIVERSITY & COMMUNITY MARKETING**

Adrian Williams...Senior Director, Diversity & Community Marketing  
 Danielle Bedasse....Dir., Comm. Affairs & Exec. Dir., Braves Foundation  
 Kathryn Bennett...Sr. Coordinator, Braves Care & Braves Foundation  
 Jarrod Simmons.....Senior Coordinator, Community Affairs  
 Marcus Momon.....Coordinator, Diversity Marketing  
 Tyler Holley....Coordinator, Braves Care & Atlanta Braves Foundation  
 Nikki Green.....Coordinator, Growing the Game & Braves Care  
 Laura Estefenn.....Trainee, Diversity Marketing  
 Taylor Gregory.....Trainee, Braves Care  
 Avery Toliver.....Trainee, Braves Care  
 Robert Fletcher.....Trainee, Growing the Game

**FAN EXPERIENCE**

Scott Cunningham.....Vice President, Fan Experience  
 Matt Montemayor.....Director, Production  
 Geoffrey Schmidt.....Director, Entertainment & Events

**FAN EXPERIENCE [CONTINUED]**

Cameron Carter.....Manager, Production  
 Rick Chestnutt.....Senior Editor  
 Jessie Powell.....Senior Coordinator, Fan Experience  
 Katie McGuire.....Coordinator, Entertainment & Events  
 Camille Tracy.....Coordinator, Entertainment & Events  
 Jacob Mosella.....Coordinator, Mascot  
 Anthony Hairgrow.....Digital Display Designer  
 Allison Parrish.....Editor  
 John Hayden.....Trainee, Production

**MARKETING**

Greg Mize.....Senior Director, Marketing & Innovation  
 Justin Watkins.....Senior Director, Business Intelligence  
 Insung Kim.....Senior Director, Creative  
 Brad Meriwether.....Director, Marketing  
 Crystal Digby.....Manager, Marketing Operations  
 Jori Palmer.....Manager, Marketing & Advertising  
 Victoria Kline.....Manager, Digital Marketing  
 Hannah Weiker.....Coordinator, Digital Marketing  
 Megan McFeron.....Coordinator, Marketing Automation  
 Jon Moses.....Coordinator, Marketing and Advertising  
 Cole Alford.....Business Analytics Specialist  
 Justin Haffad.....Business Intelligence Specialist  
 Eric Grijalva.....Production Artist  
 Ashley Alphin.....Graphic Designer  
 Daniel Easley.....Production Artist  
 Antonio LaManna.....Trainee, Marketing  
 Jonathan Johnson.....Trainee, Social Media & Digital Marketing  
 Sophia Bowers.....Trainee, CRM Operations & Development

**PEOPLE CAPITAL**

Arthur Evans.....Senior Director, Talent Management  
 Victoria Quarterman.....Senior Director, Talent Acquisition  
 Meghan Pogue.....Manager & Sr. Business Partner, People Capital  
 Ashley Guy.....Generalist & Business Partner, People Capital  
 Jordan Watters.....Talent Acquisition Consultant/Recruiter

**RETAIL**

Lisa Williams.....Director, Retail Operations  
 Kathy Hakiki.....Senior Manager, Retail Buying Operations  
 Anton Huber.....Senior Manager, Clubhouse Store  
 Luis Felix.....Manager, Retail Distribution Center  
 Alyse Costa.....Manager, Retail Authenticity/Marketing  
 Stephen Jeffers.....Manager, Clubhouse Store  
 Allen Sandberg.....Manager, Clubhouse Store  
 Zach Wilson.....Manager, Retail Operations  
 Zac Leshar.....Senior Coordinator, Retail Buying  
 Courtney Heartsill.....Coordinator, Retail Buying/Marketing  
 Bryan LaFlash.....Coordinator/Assistant Buyer, Retail Buying  
 Bart Sepulveda.....Coordinator, Distribution Center  
 Megan Chatellier.....Coordinator, Retail Operations  
 Tyran Ragland.....Coordinator, Retail Operations  
 Krystin Robinson.....Coordinator, Retail Merchandising  
 Erin Smith.....Coordinator, Retail Merchandising  
 Jon Vazquez.....Lead Sales Associate, Truist Park Store  
 Bruce Stephenson.....Trainee, Retail Operations  
 Emaeus Thomas.....Trainee, Retail Operations  
 Shane Williams.....Trainee, Distribution Center



**STADIUM OPERATIONS & SECURITY**

Vernon Nix.....	Director, Security
Nate Kelsey.....	Senior Manager, Stadium Operations & Security
Pam McIver.....	Manager, Security
Barbara Middlebrooks.....	Coordinator, Security Operations
Juwuan Tolbert.....	Coordinator, Stadium Operations
Maurice Gunter.....	Senior Supervisor, Security
John Alvarez.....	Supervisor, Security
Vladimir DeJesus.....	Supervisor, Security
Sylvester Dunn.....	Supervisor, Security
Azelarabe Essoufi.....	Supervisor, Security
Kevin Frazer.....	Supervisor, Security
Louis Jackman.....	Supervisor, Security
Todd Lepkofker.....	Supervisor, Security
Alexis Bicek.....	Trainee, Stadium Operations & Security

**TICKET OPERATIONS**

Anthony Esposito.....	Vice President, Ticket Operations
Chad Graham.....	Director, Ticket Operations Technology
Bob Askin.....	Senior Manager, Ticket Operations
Jessica Lee.....	Senior Manager, Ticket & Financial Operations
Cory Dalin.....	Manager, Ticket Operations
Taylor Guy.....	Senior Coordinator, Ticket Operations
Gloria Wickham.....	Senior Coordinator, Ticket Operations
Dawn Dzierzynski.....	Coordinator, Ticket Operations
Kathleen Jackson.....	Coordinator, Ticket Operations
Hunter Tomko.....	Coordinator, Ticket Operations
Jordin Corbin.....	Trainee, Ticket Operations

**TICKET SALES**

Paul Adams.....	Senior Vice President, Ticket Sales
Joel Vece.....	Senior Director, Ticket Sales & Service

**GROUP SALES**

Seth Condra.....	Manager, Group & Hospitality Sales
Stacey Nicely.....	Manager, New Ticket Initiatives
Evan Avery.....	Account Executive, Group Sales
Travis Alston.....	Account Executive, Group Sales
Rick Coller.....	Account Executive, Group Sales
Robert Lotspeich.....	Account Executive, Group Sales
Gabrielle Gray.....	Account Executive, Group Sales
Daniel Ingold.....	Account Executive, Group Sales
Celeste Mercer.....	Account Executive, New Ticket Initiatives

**MEMBERSHIP SALES**

Dan Eanes.....	Senior Manager, Membership Sales
Richard Thornton.....	Senior Manager, Ticket Sales
Nick Hefley.....	Senior Account Executive, Membership Sales
Bobby Lindsey.....	Senior Account Executive, Membership Sales
Josh Bray.....	Account Executive, Membership Sales
Cody Dewrell.....	Account Executive, Membership Sales
AJ McKinney.....	Account Executive, Membership Sales
Ashley Mixon.....	Account Executive, Membership Sales
Jon Snowden.....	Account Executive, Membership Sales
Kris Thompson.....	Account Executive, Membership Sales
Andrew Vinci.....	Account Executive, Membership Sales


**MEMBERSHIP SERVICES**

Andrew Walters.....	Director, Membership Services
Danson Smith.....	Mgr., Membership Services & Engagement Programs
Stacy Condra.....	Senior Account Executive, Membership Services
Nabil Yang.....	Senior Account Executive, Membership Services
Madison Beeler.....	Account Executive, Membership Services
Danielle Brumbelee.....	Account Executive, Membership Services
Isabelle Lasa.....	Account Executive, Membership Services
Cory Hawkins.....	Account Executive, Membership Services
James Sherrill.....	Account Executive, Membership Services
Shelby Campbell.....	Associate, Ticket Sales
Emily DeVito.....	Associate, Ticket Sales
Nandi Rollins.....	Associate, Ticket Sales
Charlie LeCroy.....	Trainee, Ticket Sales
Will McConnell.....	Trainee, Ticket Sales
Tyler Moore.....	Trainee, Ticket Sales
Kiersten Oakley-Cox.....	Trainee, Ticket Sales
Cade Wilmon.....	Trainee, Ticket Sales
Carly Zabow.....	Trainee, Ticket Sales

**BRAVES DEVELOPMENT COMPANY**

Jeremy Strife.....	EVP/GM, Battery Atlanta Development Company
Lauren Abernethy.....	Senior Director, Marketing
Billy Rowland.....	Senior Director, Operations
John Thursby.....	Director, Leasing & Business Development
Dale Bolenbaugh.....	Director, Security
Kacey Fitzpatrick.....	Manager, Braves Development Co. Marketing
Christine Ramirez.....	Office Manager
Kylie Guckian.....	Office & Marketing Coordinator
Todd Ayers.....	Maintenance Technician
Josh Hendricks.....	Maintenance Technician
Roderick Morgan.....	Maintenance Technician
Josh Ogletree.....	Maintenance Technician
Brooks Robinson.....	Maintenance Technician
Kel-Le Smith.....	Maintenance Technician
Mia Bolton.....	Trainee, Marketing

# THE OFFICIAL APP OF TRUIST PARK



- Check-in offers, rewards, and personalized history for ballparks visited.
- Team schedule, directions and parking information, stadium features and more.
- Interactive concourse maps and directory, including food and drinks menus.



# Ballpark™





# BRAVES EXECUTIVES



# TERRY MCGUIRK

## Chairman

Terry McGuirk is Chairman & CEO of Braves Holdings, LLC, the parent company of the Atlanta Braves and Braves Development

Company. In his role as Chairman and Control Person of the Atlanta Braves, McGuirk maintains executive oversight of all aspects of the Braves franchise including all team and player personnel operations, business operations, Truist Park and representation of the Braves at MLB ownership meetings. McGuirk is also the Chairman of Braves Development Company, the Braves real estate development entity that owns and operates The Battery Atlanta mixed use development adjacent to Truist Park.

McGuirk spent 35 years at Turner Broadcasting System, Inc. (TBS), beginning in 1972 as an account executive with WTCCG, which later became TBS Superstation. In 1973, he assumed the same role at TBS-owned WRET in Charlotte, N.C. McGuirk returned to Atlanta in 1975 as director of cable relations, where he was instrumental in the launch of TBS Superstation and played a key role in the launch of every Turner network through 2001.

In 1978, McGuirk was named director of special projects for TBS, Inc. and in 1979 was appointed vice president of TBS, Inc. From 1987 to 1991, he served as president of Turner Network Sales and CNN International Sales, Ltd., where he set up the company's international sales and distribution operations. He was elected to the TBS, Inc. board of directors in July 1987. Concurrently, McGuirk was president of Turner Sports where, during his tenure, he was instrumental in securing coverage of the Olympics for cable television for the first time and oversaw the resurgence of the winningest team in Major League Baseball, the Atlanta Braves.

As executive vice president, McGuirk served as the company's second in command from 1991 to 1996. When TBS, Inc. merged with Time Warner Inc. in 1996, he succeeded R.E. (Ted) Turner as chairman, president and CEO.

He served as chairman and chief executive officer of the company until March 2001. From that point through December 2003, McGuirk was vice chairman of Turner Broadcasting System Inc., along with being chief executive officer of the company-owned Atlanta sports teams, including the Major League Baseball Braves, the National Basketball Association Hawks and the National Hockey League Thrashers.

McGuirk has served on the board of many cable industry-related groups and the International Olympic Committee's Radio and Television Commission. He was the 1989 recipient of the NCTA Vanguard Award for Young Leadership and was inducted into the fellowship of Cable Television Pioneers at the 1996 NCTA Convention.

A native of Bayshore, N.Y., McGuirk is a graduate of Portsmouth Abbey School and holds a bachelor of arts degree in American history from Middlebury College. McGuirk is on the MLB Executive Council and is Chairman of the Board of Major League Baseball Advanced Media (MLBAM). He is the former chairman of the Major League Baseball Media Committee. He is a Trustee Emeritus of both Piedmont Healthcare and The Westminster Schools. McGuirk was the 2000 recipient of the Anti-Defamation League's Stewart Lewengrub Torch of Liberty Award. In 2006, he received the Governors Award from the southeastern chapter of the National Academy of Television Arts & Sciences and in 2010 he entered the Cable Television Hall of Fame.

Terry and his wife, Nancy, live in Atlanta and have four children.

## ATLANTA BRAVES OWNERSHIP

Liberty Media Corporation officially acquired the Atlanta Braves on May 16, 2007, when Baseball Commissioner Allan H. (Bud) Selig announced that Major League Baseball ownership had approved Turner Broadcasting and Time Warner's sale of the team.

Based in Englewood, Colorado, Liberty Media owns interests in a broad range of electronic retailing, media, communications, sports and entertainment businesses. Liberty's Chairman is John Malone and its President and CEO is Greg Maffei.



# HANK AARON

## Senior Vice President

Since his retirement from professional baseball following the 1976 season, Henry Aaron has given back to society.

His Chasing the Dream Foundation was established in 1995 to help children between the ages of nine and 12 realize their dreams, as he realized his. The foundation provides grants to children to enable them to pursue advanced study in music, art, writing, dance and sports. The foundation has provided financial assistance to more than 755 Dream Chasers in six cities across the country, primarily through Boys and Girls Clubs. The generous support of Major League Baseball has enabled the foundation to transition into the Hank Aaron Chasing the Dream "44 Forever" program (honoring Aaron's jersey number), helping 44 youngsters annually. The program will continue the foundation's mission in perpetuity and will provide financial assistance to young people with limited opportunities so they may develop their special talents and pursue their dreams, exclusively at Boys and Girls Clubs across the country and military bases world-wide.

The Hank Aaron Chasing the Dream Four-for-Four Scholarship program, begun in 2010, has endowed four-year scholarships for the benefit of deserving students who have chosen to pursue their dreams by attending college. With particular emphasis on prior dream chasers who have now reached college age, these endowed scholarships of \$100,000 each were initially established at Morehouse College, Texas College, Fisk University and, through the Dream Chaser Fund with the Greater Milwaukee Foundation, the University of Wisconsin-Madison, in honor of alumnus and then Major League Baseball Commissioner Bud Selig.

Aaron received the first Jackie Robinson Lifetime Achievement Legacy Award from the Negro Leagues Baseball Museum, honoring his "career excellence in the face of adversity" in February 2003.

At his 65th birthday celebration in Atlanta on February 5, 1999, Aaron was honored for his lifetime achievements both as a player and as a humanitarian. President Bill Clinton, then Commissioner of Baseball, Bud Selig, and Sammy Sosa were among those in attendance as Major League Baseball recognized Aaron's talents with the introduction of the Hank Aaron Award. The award is presented annually to honor the best hitters in the National and American leagues and was unveiled at the 1999 World Series.

Following his playing career, Aaron joined the Braves' front office on October 7, 1976, for a 13-year tenure as Vice President and Director of Player Development. In that position, he oversaw the development of many players instrumental in the Braves' 1982 National League West Division championship, including Dale Murphy, who won back-to-back N.L. MVP awards in 1982-83.

Since December 1989, he has served as Senior Vice President for the Braves.

The greatest home run hitter of all time, Aaron was elected to Baseball's Hall of Fame in January of 1982. He missed by nine votes being the first unanimous choice ever in the voting by the Baseball Writers' Association of America. Aaron received 406 of a possible 415 votes for a percentage of .978. Aaron and Frank Robinson were inducted into the Hall of Fame at Cooperstown, N.Y., on August 1, 1982. In February of 2000, Aaron replaced the late Pee Wee Reese on the Hall of Fame Veterans Committee.

In his 23-year Major League career, Aaron rewrote baseball's record book. When he retired at the end of the 1976 season, he held more Major League batting records than any other player in the game's history. Some of his records are truly amazing, including Most Runs Batted In, Lifetime (2,297); Most Extra-Base Hits, Lifetime (1,477); and Most Total Bases, Lifetime (6,856). In 2007, Barry Bonds broke Aaron's record for Most Home Runs, Lifetime (755). Aaron also ranks second on the all-time list in at-bats (12,364), second in multi-hit games (1,125), third in games played (3,298) and hits (3,771), fourth in runs scored (2,174, tied with Babe Ruth), 10th in doubles (624), tied for 13th in singles (2,294) and tied for 16th in years of service (23).

His most famous home run came in Atlanta on April 8, 1974, when he hit his 715th, breaking Babe Ruth's seemingly untouchable record. He did it before a sellout crowd of 53,775 at Atlanta Stadium. The pitch came in the bottom of the fourth inning, the Los Angeles Dodgers leading 3-1, with a 1-0 count and Darrell Evans waiting on first. Al Downing threw a fastball at 9:07 p.m. that Hank sent over the left field fence. Reliever Tom House caught the ball in the Braves' bullpen and brought it to Aaron in the home plate celebration.

On May 17, 1970, Hank singled at Cincinnati to become the first player to compile both 3,000 career hits and more than 500 homers. He joined the 30-30 club (30 HRs and 30 SBs in the same season) in 1963.

Aaron played in the Major League All-Star Game 24 times, including the years 1959-61 when two games were played. He was honored as the National League's Most Valuable Player in 1957 and named Player of the Year by Sporting News in 1956 and 1963. He played 21 seasons with the Braves before being traded to Milwaukee for outfielder Dave May and minor leaguer Roger Alexander at the end of 1974. Aaron retired as a player two years later.

Aaron was first scouted by Dewey Griggs of the Milwaukee Braves during an Indianapolis Clowns tryout. The Braves eventually were able to strike a deal and beat out the Giants for Aaron's services. In 1952 he was assigned to the Eau Claire, Wisconsin, team of the Northern League. He was the unanimous choice for the Northern League's Rookie of the Year while only playing in 87 games (.336, 9 HR, 61 RBI, 116 hits and 89 runs). In 1953 he was promoted to the Jacksonville Tars, where he became the first African-American player in the South Atlantic League. Aaron won the batting title (.362) and led the league in RBI (125), runs (115), hits (208) and finished second in home runs (22) and earned the league's MVP award.

He began his Major League career in 1954 when a spring training injury forced Bobby Thompson out of the Braves' lineup. In his debut Aaron struck out twice, grounded out, hit into a double play and fouled out. Aaron hit his first home run off Vic Raschi on April 23, 1954.

Aaron became the second-youngest player to win a batting title (.328) in 1956 and the second-youngest to collect his 1,000th hit, off Sandy Koufax, in 1959. On June 12, 1967, Aaron recorded his 2,500th hit. He achieved his 3,000th hit on May 17, 1970. His 2,000th RBI came on July 3, 1972.

During his career, Aaron had a 20-year string of 20 or more home runs. After turning 35, he hit 245 home runs and from the ages 35 to 39 he hit at least 34 home runs each year. Over his 23-year Major League career, he averaged just 63 strikeouts per season, with his highest strikeout total being 97 in 1967. He hit .300 or better in 14 seasons, won the N.L. home run crown three times and tied for a fourth, led the league in RBI four times and won three Gold Gloves.

Aaron hit his 755 home runs off 310 different pitchers, including 13 Hall of Famers. He hit the most off of Hall of Famer Don Drysdale (17), the most in the month of July (152), the most against the Cincinnati Reds (97) and the most in the first inning (124). Aaron hit seven as a second baseman. He hit 400 solo home runs and had three pinch-hit homers. He had only one three-homer game, at San Francisco on June 21, 1959.

Aaron serves on the Board of Governors for Boys and Girls Clubs of America. He also serves on the Board of Directors for Medallion Financial Corporation.

Aaron and his wife, the former Billye Suber, live in Atlanta. They have five children, Gaile, Hank Jr., Lary, Dorinda and Ceci. Aaron was born in Mobile, Alabama, on February 5, 1934.

## HANK AARON AWARD WINNERS

National League	Year	American League
Sammy Sosa, Chicago	1999	Manny Ramirez, Cleveland
Todd Helton, Colorado	2000	Carlos Delgado, Toronto
Barry Bonds, San Francisco	2001	Alex Rodriguez, Texas
Barry Bonds, San Francisco	2002	Alex Rodriguez, Texas
Albert Pujols, St. Louis	2003	Alex Rodriguez, Texas
Barry Bonds, San Francisco	2004	Manny Ramirez, Boston
Andruw Jones, Atlanta	2005	David Ortiz, Boston
Ryan Howard, Philadelphia	2006	Derek Jeter, New York
Prince Fielder, Milwaukee	2007	Alex Rodriguez, New York
Aramis Ramirez, Chicago	2008	Kevin Youkilis, Boston
Albert Pujols, St. Louis	2009	Derek Jeter, New York
Joey Votto, Cincinnati	2010	Jose Bautista, Toronto
Matt Kemp, Los Angeles	2011	Jose Bautista, Toronto
Buster Posey, San Francisco	2012	Miguel Cabrera, Detroit
Paul Goldschmidt, Arizona	2013	Miguel Cabrera, Detroit
Giancarlo Stanton, Miami	2014	Mike Trout, Los Angeles
Bryce Harper, Washington	2015	Josh Donaldson, Toronto
Kris Bryant, Chicago	2016	David Ortiz, Boston
Giancarlo Stanton, Miami	2017	José Altuve, Houston
Christian Yelich, Milwaukee	2018	J.D. Martinez, Boston
Christian Yelich, Milwaukee	2019	Mike Trout, Los Angeles



## DEREK SCHILLER

Atlanta Braves President and CEO

In his 17th season with the Atlanta Braves, president and chief executive officer Derek Schiller manages all business functions of the front office. Schiller oversees all business departments such as corporate partnerships, ticket sales, broadcasting, licensing and merchandising, and concessions; service-driven departments including client services, guest services, ticketing, special events, alumni relations, ballpark tours, baseball and corporate communications, community relations, and all other ballpark operations departments. As part of his role, Schiller sets the strategic vision for the Atlanta Braves business, guides the Braves brand, champions innovation across all areas of the business and manages the wide array of Braves talented employees.

As part of the Braves' executive leadership team, Schiller was instrumental in securing plans for Truist Park and The Battery Atlanta, and played a pivotal role throughout the design and execution phases of the project. Collaborating with Truist Park planners and architects, Schiller and the executive team tailored the ballpark to authentically represent the organization and its rich history, while creating unique gameday experiences for fans and visitors. Schiller's emphasis on innovation was the driving force behind many of these enhancements, along with technology partnerships that made Truist Park the most technologically advanced venue in all of sports.

Outside of the ballpark, Schiller and the executive team have guided the philosophy behind The Battery Atlanta to ensure a seamless integration with Truist Park, in both an aesthetic and strategic capacity. This new approach to adding a massive real estate development as part of a new ballpark has been recognized around the world. Schiller's focus on design strategy as well as pursuing and cultivating relationships with tenants who align with the Braves' and The Battery Atlanta's mission has led to a robust landscape of tenants, including Comcast, Omni Hotels and Resorts, Live Nation's Coca-Cola Roxy Theatre, and a multitude of restaurant and retail tenants.

In conjunction with Braves Chairman Terry McGuirk, Schiller has been a key factor in guiding the front office to further increase sales and visibility, improve customer service and become an industry leader in the business of professional sports.

Under Schiller's direction, the Braves have introduced many technical developments including digital ticketing, variable and dynamic pricing, and a Customer Relationship Management system that has enhanced customer service and data management for

both corporate partners and ticket holders. During his tenure, the organization has also placed a focus on expanding fan outreach by creating engaging content on all social media platforms. All marketing outreach and brand campaigns also remain under Schiller's direction, including the successful "Welcome Home" campaign in 2017 for the team's inaugural season at Truist Park and the current "Chop On" campaign.

Additionally, Schiller oversees all broadcasting relationships, which include Braves television partner FOX Sports South and FOX Sports Southeast, as well as the team's radio partner, Dickey Broadcasting, and the Braves Radio Network of affiliates across the Southeast.

Schiller joined the Braves in November 2003 as senior vice president of sales and marketing and was promoted to executive vice president of sales and marketing in August 2007. He came to the Braves after serving as vice president of sales and marketing for the Atlanta Thrashers hockey team since 1998. In that position, he led the development of the Thrashers as an expansion franchise in the National Hockey League, which included the management of all business operations and marketing.

Before joining the Thrashers, Schiller served as vice president of business development for the New York Yankees from 1996 to 1997. While there, he was responsible for all revenue-producing and related functions, including sponsorship sales, marketing, ticket and suite sales, publications, concessions and merchandising, fan services and licensing. He was instrumental in putting together one of the largest sponsorship deals in sports between the Yankees and Adidas.

Prior to joining the Yankees, Schiller was the executive director of Atlanta's International Sports Plaza (ISP). He developed the first-ever private press center serving non-accredited press organizations during the 1996 Centennial Olympic Games and managed the hospitality venue during the Games in partnership with several Olympic sponsors.

Schiller earned a degree in engineering from Vanderbilt University. He is a board member of the Metro Atlanta Chamber of Commerce, the Atlanta Convention and Visitors Bureau, the Atlanta Sports Council, and the Jack and Jill Late Stage Cancer Foundation, and is serving on the Truist Atlanta Advisory Council. Schiller is an alumnus of Leadership Atlanta and supports a number of metro Atlanta charities. He also currently serves on various MLB committees. Schiller and his wife, Kristin, live in Atlanta with their two children, Luke and Carson.



## MIKE PLANT

**President and CEO, Braves Development Company**

Mike Plant is in his 17th season with the Braves and his third as President and Chief Executive Officer, Braves Development Company. Plant joined the organization

as executive vice president of business operations in November of 2003.

In his role, Plant oversees the Braves real estate and development holdings including The Battery Atlanta, its development and project management teams, design, financing, construction and leasing activities. Braves and Battery security, life safety, parking and government relations are all consolidated under Plant's leadership. He also works with key Braves executives managing all Minor League Team operations and the new Spring Training complex in North Port, Florida.

As part of the Braves executive leadership team, Plant was instrumental in the Braves' efforts to secure and plan Truist Park and the adjacent mixed-use development, The Battery Atlanta, which opened in Cobb County in April 2017. The creative and innovative approach Plant led since the project's inception has been recognized as a leading example of how to structure a successful Public/Private partnership now generating substantial returns for multiple government entities. Plant's oversight and direct responsibility for managing all aspects of design, project management, financing, leasing and construction led to delivering approximately 2.5MM square feet in less than 36 months.

A \$300MM, 800,000 square foot phase 2 of The Battery Atlanta has begun under Plant's guidance. The the hallmark of this phase is led by thyssenkrupp, the Global leader in urban mobility, creating a new North American headquarters at The Battery Atlanta.

Plant joined the Braves after having served as executive vice president of Turner Sports since February 2002. In that position, he was in charge of the day-to-day operations of the division, a \$500-million acquisition, promotion and production company that at the time broadcast approximately 1,200 hours of sports programming on various Turner networks.

Before becoming executive vice president of Turner Sports, Plant was president of Ted Turner's multi-sport event, The Goodwill Games, and vice president of events for Turner Sports. He was responsible for the overall direction and management of The Goodwill Games, as well as all sports properties acquired by Turner Sports.

Prior to joining Turner Sports, Plant was president of Medalist Sports, a full-service sports marketing company he founded in 1988. Medalist Sports created and operated premier professional cycling events in the United States and China. In addition, Plant was the associate executive director of the United States Cycling Federation in Colorado Springs, Colo., from 1986 to 1988 and the executive director of the Canoe and Kayak Team from 1985 to 1986.

Plant was a member of the 1980 U.S. Olympic Speedskating team in Lake Placid, NY, and a six-time member of the U.S. World Championship speedskating teams. Since 1980, he has been appointed to numerous committees and boards for the U.S. Olympic Committee (USOC), U.S. Speedskating, International Cycling Federation, and USA Cycling. Plant served on the Atlanta Committee for the 1996 Olympic Games (ACOG) Board of Directors and the Board of Trustees for the Salt Lake City Olympic Bid Committee for the 2002 Winter Games.

Plant served two eight-year terms on the USOC's Board of Directors and Executive Committee (1984-1992 and 2003-2011). He was chairman of the USOC Athletes Council, and chairman of the Athlete Performance Group (1992-1996). Plant was president of USA Cycling, the National Governing Body for Olympic cycling, from 1995 to 2002, and president of U.S. Speedskating from 2013 to 2018.

Internationally, Plant served almost 20 years on the International Cycling Federation's (UCI) Executive Committee, and was president of three different commissions. In 2009, Plant was elected U.S. Olympic Chef de Mission for the Olympic team for the 2010 Vancouver Olympic Games.

He and his wife, Mary, have two daughters, Erika and Maddie, and a son, Drew.





# ALEX ANTHOPOULOS

**President, Baseball Operations and General Manager**

Alex Anthopoulos is in his third season with the Braves. He joined the club in November 2017 as the executive vice president and general manager. In February 2020, Anthopoulos was promoted to president, baseball operations and general manager, and received a contract extension.

He is the 12th Braves general manager since the franchise moved to Atlanta in 1966. In his first full season as general manager, the Braves finished with a record of 90-72 and won the N.L. East, the first division title for Atlanta since 2013.

Anthopoulos, who reports to Chairman Terry McGuirk, oversees all aspects of the club's baseball operations. He came to the Braves after spending the 2016 and 2017 seasons as the Los Angeles Dodgers' vice president of baseball operations.

Anthopoulos joined the Dodgers in January 2016 following six seasons as the Toronto Blue Jays' general manager, which culminated in an American League East title in 2015 to snap Toronto's 22-year postseason drought.

Anthopoulos began his baseball career with the Montreal Expos as a media relations intern in 2000 before transitioning to international scouting and serving as Montreal's coordinator for amateur and professional scouting for the 2002 and 2003 seasons. The Expos expanded his duties in 2003, adding the title of Scouting Supervisor for Canada.

He joined Toronto following the 2003 season as a scouting coordinator and earned a promotion to vice president, baseball operations and assistant general manager on January 8, 2006. On October 3, 2009, he accepted the position of senior vice president, baseball operations and general manager.



In voting by his peers, Anthopoulos was selected as Sporting News' MLB Executive of the Year at the conclusion of the 2015 campaign.

Born May 25, 1977, Anthopoulos is a native of Montreal, Quebec. He is fluent in English and French, and he also speaks some Spanish and Greek. With his Greek descent, he lent his services to the Greek National baseball team around the 2003 European Championships before helping to assemble the Greek national team for the 2004 Olympics in Athens.

Anthopoulos attended Lower Canada College and Marianopolis College before majoring in economics at McMaster University in Hamilton, Ontario. He and his wife, Cristina, have a daughter, Julia, and a son, John.

## BRAVES GENERAL MANAGERS

Alex Anthopoulos is the 12th general manager in club history. Bill Lucas, who is listed below, never received the title of general manager, but performed all the duties of the position.

John Quinn.....	1945-58
John McHale.....	1958-66
Paul Richards.....	1966-72
Eddie Robinson.....	1972-76
John Alevizos.....	.....1976
Bill Lucas.....	1976-79
John Mullen.....	1979-85
Bobby Cox.....	1986-90
John Schuerholz.....	1990-2007
Frank Wren.....	2007-14
John Hart.....	2014-15
John Coppolella.....	2015-17
Alex Anthopoulos.....	2017-present



## PERRY MINASIAN

**Sr. V.P. of Baseball Operations & Asst. General Manager**

Perry Minasian is in his third year with the Braves after joining the organization in September 2017. Minasian began his Braves tenure as director of player personnel, but was promoted to vice president of baseball operations and assistant general manager in November 2017. He was promoted to his current role on January 14, 2019.


Minasian came to the Braves from the Toronto Blue Jays, where he spent nine seasons (2009-2017). He joined the Blue Jays as a Major League scout in 2009 and served six seasons (2011-16) as director of professional scouting before becoming special assistant to the general manager in 2017.

Minasian has been around professional baseball for 30 years, having served as a batboy for the Texas Rangers from 1988 to 1996, then serving as a clubhouse attendant from 1997 to 2002, before moving into a scouting role in 2003 as a staff assistant.

Prior to his arrival in Toronto, he spent two seasons as an advance Major League scout for the Rangers. He also served as staff assistant to manager Buck Showalter and the Major League coaching staff from 2003 to 2006.

Minasian comes from a deep-rooted baseball family, as his father Zack served over 30 years in professional baseball. Perry's brother Calvin is the major/minor league clubhouse coordinator for the Washington Nationals, and his brother Zack serves as the pro scouting director for the San Francisco Giants.

Born on April 14, 1980 in Chicago, Ill., Minasian was raised in Arlington, Texas, and majored in business at the University of Texas-Arlington. He and his wife, Michelle, have four children, Lola, Minka, Gemma and Cash, and reside in Marietta, Ga.





## BOBBY COX

Special Assistant to the General Manager

Bobby Cox closed out his legendary managerial career after the 2010 campaign and is now in his 10th season in a consulting role for the Braves.

Cox was awarded baseball's

highest honor in 2014, when he was inducted into the National Baseball Hall of Fame, along with fellow managers Tony La Russa and Joe Torre and former players Tom Glavine, Greg Maddux and Frank Thomas.

On September 23, 2009, the Braves announced that Cox had agreed to a contract extension for the 2010 season, and Cox himself announced that he would retire from managing at the conclusion of the 2010 campaign. As part of his contract extension, Cox was given a consulting agreement. In his role, he advises and consults in all areas of baseball operations, including the Major League Club, spring training, minor league operations and scouting. In addition, Cox works with the office of the president on special business projects.

Cox spent 29 seasons as a Major League skipper, including 25 seasons in two stints at the helm of the Braves. His 2,504 wins rank fourth all-time and include a franchise-best 2,149 victories with the Braves and 355 with the Toronto Blue Jays. Cox posted an overall career record of 2,504-2,001-3 (.556). He won his 2,500th game on September 25, 2010, at Washington.

In his final season in 2010, the Braves went 91-71 and claimed the first National League Wild Card championship in franchise history. The 2010 campaign was Cox's 15th with 90-or-more wins, tying him for second all-time in 90-win seasons with Hall of Fame skipper Joe McCarthy (15) and putting him one behind the legendary John McGraw (16). Cox and McCarthy are the only managers in Major League history to compile six 100-win seasons.

Cox won 15 division crowns in his career, including 14 straight in Atlanta that led to five pennants (1991, 1992, 1995, 1996 and 1999) and one World Championship (1995). He had a string of 15 consecutive winning seasons from 1991 to 2005, tying him with Al Lopez and Earl Weaver for third place all-time behind Joe McCarthy (20) and Sparky Anderson (17) for the most consecutive winning campaigns.

Cox was voted the Manager of the Year by the Baseball Writers Association of America four times (1985 with Toronto and 1991, 2004 and 2005 with Atlanta). The Sporting News, in a poll of his peers, honored Cox as the league's top skipper seven times with the Braves and eight times overall. No other manager has won the Sporting News award more than three times since the magazine started the balloting in 1936. In 1991 the Associated Press named him Major League Manager of the Year, as he became the first manager to earn that honor in both leagues, having also won it while with the Blue Jays in 1985.

He brought the city of Atlanta its first major professional sports world championship in 1995 when the Braves defeated the Cleveland Indians, four games to two, in the World Series. The victory also marked the first time a fran-

chise had won a World Series in three different cities.

In 1993, the Braves won 104 games and became the first National League West team to win three straight division titles. The Braves' 400 Club honored Cox with its "Mr. Baseball" award that season.

The Braves' performance in 1991, when they went from worst-to-first and participated in one of the most dramatic World Series in history, earned Cox several post-season honors. Among others, the Associated Press named him Major League Manager of the Year. Cox became the first manager to earn that honor in both leagues, having also won it while with the Blue Jays in 1985.

Cox managed the Braves from 1978 to '81, compiling a 266-323 record and laying the groundwork for the club's National League West title in 1982. He began a four-year tenure as Toronto's manager in 1982, lifting a habitual last-place team to within one game of attaining a World Series berth in 1985.

In 1982, Cox led the Blue Jays to a 78-84 mark, the best record in their six-year existence. Toronto improved to 89-73 each of the next two seasons and then won the American League East crown by finishing 99-62 in 1985. For his efforts that year, Cox was named Major League Manager of the Year by the Baseball Writers Association of America, the Associated Press and The Sporting News.

Cox returned to the Braves as general manager in October 1985 and oversaw a farm system which set the foundation for great success. He added the field managing responsibilities on June 22, 1990, then devoted all his time to those duties when the Braves named John Schuerholz as general manager in October of that year.

Cox spent five years in the Dodgers' farm system before being selected by the Chicago Cubs in the November 1964 Minor League Draft. He was acquired by the Braves in a 1966 trade that sent outfielder Billy Cowan to the Cubs. After playing for Triple-A Richmond in 1967, he was traded to the New York Yankees and beat out Mike Ferraro, the Yankees' outstanding spring training rookie, for the third base job in 1968. Cox made the Topps Rookie All-Star team in 1968, but lost his job to roommate Bobby Murcer in '69.

Bad knees forced Cox to retire as a player at the age of 30. He was appointed manager of the Yankees' Class-A Fort Lauderdale club in 1971. He won the Eastern League pennant and championship with West Haven in 1972 and placed second twice and third twice in four years at Syracuse, winning the International League's Governor's Cup in 1976. He served as the Yankees' first base coach in 1977.

Born May 21, 1941, in Tulsa, Okla., Cox graduated from Selma (Calif.) High School in 1959 and attended Reedley Junior College. He and his wife, Pam, reside in Marietta, Ga. They have three daughters: Keisha, Kami and Skyla. He has five other children: Debbie, Bobby Jr., Connie, Shelly and Randy.



## GREG HELLER

**Executive Vice President, Chief Legal Officer**

The 2020 season marks Greg Heller's 20th as legal counsel to the Braves. As Executive Vice President and Chief Legal Officer, Heller manages and oversees all legal affairs for the

Braves and its wholly-owned minor league affiliates which include the Gwinnett Stripers, the Mississippi Braves, the Rome Braves, the Danville Braves, the GCL Braves and the DSL Braves. Heller also has ultimate oversight for all legal issues related Truist Park, The Battery Atlanta and for the Braves' new spring training facility, CoolToday Park, and had ultimate oversight for all legal matters related to the negotiation, planning and development of all three projects for the Braves organization.

Heller's responsibilities and duties include providing guidance and counsel on baseball operations matters, sales and marketing, broadcasting, stadium and business operations, intellectual property, corporate governance, legislative affairs, employment and litigation.

Prior to serving as Executive Vice President and Chief Legal Officer of the Braves, Heller spent nearly seven (7) years with the TBS sports legal group which included the Braves, the Atlanta Hawks, the Atlanta Thrashers, Philips Arena, the Goodwill Games, the Turner Sports television group (and its NBA, NASCAR, PGA, British Open and MLB properties), and the Turner Sports new media group (and its NASCAR, PGA and PGA TOUR and ACC Select properties).

Heller began his career in sports law as an undergraduate at Indiana University where he graduated cum laude with a Bachelor of Science degree in Sports Marketing/Management. While at Indiana, Heller completed internships with the Peoria Chiefs, a minor league affiliate of the Chicago Cubs, and with the Indiana University athletic department.

Upon graduating from IU, Heller entered law school at Marquette University. While at Marquette, Heller was an active participant in the sports law program, including serving as a member and Student Articles Editor of the Marquette Sports Law Journal, serving as a member of the Sports Law Society, authoring a law review article on the NCAA enforcement process and completing internships with the National Sports Law Institute, Harley Davidson, the Milwaukee Brewers and Reece & Lang PC, the legal division of an Atlanta-based sports management firm.

Upon graduating from Marquette, Heller became an Associate Attorney with the Atlanta firm of Powell Goldstein Frazer & Murphy (now part of Bryan Cave) where he concentrated his practice on general corporate, mergers and acquisitions, securities and sports and entertainment law matters from 1996-1997. In the Fall of 1997, Heller joined the Chicago law firm of Horwood Marcus & Berk and continued his practice in general corporate, mergers and acquisitions and sports and entertainment law matters before joining TBS in the Fall of 2000. Heller serves on Advisory Boards at Marquette University Law School, Blessed Trinity Catholic High School, Kennesaw State Athletics Association, and is an adjunct professor at University of Georgia Law School. In 2004, Heller was named by Marquette University as its Sports Law Alumnus Of The Year. In 2017, Heller was named the W.W. Patty Distinguished Alumnus by the Indiana University School of Public Health.

Heller and his wife, Krista, live in Roswell with their four children: Madelyn, Charlie, John and Elizabeth.





## CHIP MOORE

**Exec. VP of Minor League Affiliates and Strategic Planning**

The 2020 season marks Chip Moore's 43rd with the Braves organization. Moore, executive vice president of minor league affiliates and strategic planning, assists the Braves'

executive board with long-term planning and oversees the club's minor league affiliates, spring training facility and Florida operations. Moore spent nine years (2009-17) as the Braves' chief financial officer, after spending 12 seasons (1997-2008) as senior vice president and controller. He was named to his current position on February 5, 2018.

Moore was instrumental in the Braves' efforts to secure Truist Park and the club's mixed-use development, The Battery Atlanta, both of which opened in 2017. He has long been a leader in the business side of the Braves Minor League ownership. Moore played an important role in lease negotiations, relocation, design and construction of minor league ballparks in Rome, Ga., Pearl, Miss., and Gwinnett, Ga. Additionally, Moore has represented the Rome club on the South Atlantic League Board of Directors since 1992 and has served on Minor League Baseball Board of Trustees the past eight years.

Over the past 25 years, Moore led the Braves finance and accounting function and played a key role in Braves successes both on and off the field. This included managing financial tasks associated with Braves postseason runs, MLB's 2000 All-Star Game in Atlanta and the many challenges associated with the moves from Atlanta-Fulton County Stadium to Turner Field and finally to Truist Park.


In addition, Moore was an instrumental figure in the lease negotiation, design and construction of the Braves' spring training complex in North Port, Fla., in Sarasota County.

Moore steadily moved up through the organization during his tenure. He began as an usher at Atlanta-Fulton County Stadium before working nine seasons as a member of the Braves grounds crew. In 1985 he joined the Braves accounting department and rose to assistant controller in 1988 and controller in 1992 before becoming chief financial officer in 2009.

Moore also worked on the establishment of the Braves charitable entity, the Atlanta Braves Foundation, and has served on its Board as Treasurer since inception.

Moore graduated from Oglethorpe University in 1985 with a degree in business administration majoring in accounting. Moore serves on the Board of Directors and as treasurer for the Atlanta Braves Foundation. He serves on the Minor League Baseball Board of Trustees and is also on the Board of Directors and serves as vice president of the South Atlantic League of Professional Baseball. In 2006, Moore was inducted into the South Atlantic League Hall of Fame for his contributions to the Rome Braves and the SAL. He currently serves as a member of Major League Baseball's Non-Uniformed Personnel Pension Committee. Locally, he serves on the Board of Atlanta Area Council of Boy Scouts.

Chip and his wife, Anne, reside in Kennesaw, Ga., with their two children, Jordan and Will.





## JILL ROBINSON

**Executive Vice President, Chief Financial Officer**

Jill Robinson is in her third season with the Braves after joining the organization in April of 2018 as chief financial officer and executive vice president.

In her role, Robinson oversees the Braves' entire accounting, finance, and information technology operations, leading a team of 25 finance and accounting professionals, and 20 information technology professionals. Robinson also manages the Braves' financial interests in The Battery Atlanta, the world-class mixed used real estate development located around Truist Park.

Prior to joining the Braves, Robinson worked for McKesson Corporation for 16 years in both San Francisco, Calif., and Atlanta, Ga., serving in a variety of roles for the Fortune 5 company. At the time of her departure, Robinson was the chief financial officer and senior vice president for McKesson Technology Solutions, a \$3 billion healthcare technology company.

She began her career at McKesson in 2001 as a director in the procurement finance department, managing a team that provided all accounting and finance functions for the pharmaceutical purchasing organization. Robinson moved to a director's role in Investor Relations in April 2004, before she was promoted to Vice President of Internal Audit in November 2005.

In March of 2010, Robinson became the chief financial officer and vice president of RelayHealth Pharmacy, growing a three-person department to a team of 35 during her tenure.

In November of 2011, Robinson became the chief financial officer and senior vice president for McKesson Provider Technology, a company worth over \$2 billion. Her team of 250 supported several acquisitions and subsequent integration efforts, while also sponsoring a major legal entity streamlining process.

She was named chief financial officer and senior vice president of McKesson Technology Solutions in February of 2013, and oversaw a team of over 350 for the next four-plus years until joining the Braves.

Robinson began her professional career in 1992 in Indianapolis with Deloitte & Touche, before serving as Controller for Tambourine, Inc., an independent record label, in San Francisco from 2000 to 2001.

A native of Naperville, IL, Robinson graduated from the University of Illinois with a degree in accountancy in 1992. She became a certified public accountant in November of that year.

Jill has always had a passion for career development and supporting women in the workforce, and has served as a founder and executive sponsor of McKesson women's employee resource groups, OWNIT-Bay Area and OWNIT-Georgia, and a founder and executive sponsor of the McKesson Career Development Council – Bay Area & Atlanta. Robinson was also a steering committee member on McKesson's Finance Rotational Development Program. She currently serves on the Advisory Board for the Atlanta CFO Forum, and is also on the Atlanta Area Council of the Boy Scouts of America Board of Directors, the Board of Directors of ArtsNow, and the Southeast Board of Trustees for the Boys and Girls Club of America.

Robinson lives in Johns Creek with her husband, Rob and their two children: daughter, Chloe (15) and son, Tyler (12).





## DERETTA RHODES, PH.D.

Senior Vice President, People Capital

DeRetta Rhodes, Ph.D. joined the Atlanta Braves in 2019 as Senior Vice President of Human Resources, overseeing people capital initiatives for the organization's Major League, Minor League and The Battery Atlanta operations.

Prior to joining the Braves, Dr. Rhodes was the Executive Vice President/Chief Human Resources Officer of the YMCA of Metro Atlanta, Vice President of Human Resources at First Data, Vice President of Human Resources for Turner Broadcasting and held leadership positions at Ernst & Young, ADP, HomeGrocer.com and YUM Brand.

Dr. Rhodes received her undergraduate degree from the University of Georgia, her Master's in Business Administration from Clark Atlanta University and her Ph.D. in adult education from the University of Georgia. She is a certified facilitator for the Benchmark 360 assessment by the Center for Creative Leadership, DISC coach and facilitator, qualified facilitator for the Myers-Briggs Type Indicator (MBTI) and HOGAN Assessment.

She is currently a Board Director Member and Member Engagement Chair of Human Resource Leadership Forum (HRLF), Board Member of 21st Century Leaders, Advisory Member of HR Exchange Network and past President of the Alumni Board of Family Consumer Science College at the University of Georgia.

Dr. Rhodes lives in Cumming, Georgia with her husband, Leon and has three sons: Cole, Austin and Jordan.





# BILL BARTHOLOMAY

**Chairman Emeritus**

Named Chairman Emeritus of the Atlanta Braves in November 2003, Bill Bartholomay was previously Chairman of the Board of

Directors of the team since its move to Atlanta in 1966. He has witnessed the Braves win 19 division championships (including a record-setting 14 in a row), five National League pennants and one World Series. The Braves won their first division title in 1969, repeated in 1982, won National League pennants in 1991 and 1992, another N.L. West crown in 1993, a World Championship in 1995, another pennant in 1996 and division titles in 1997 and 1998. The team won its fifth National League pennant in 1999 and division titles each year from 2000 to 2005 and then again in 2013, 2018 and 2019.

Bartholomay has been involved with the team as a director or owner for more than 50 years. In 1962, he became Chairman of the Milwaukee Braves and led the group in moving the club to Atlanta in 1966. Prior to his association with the Braves, Bartholomay was a director and shareholder of the Chicago White Sox.

Major League Baseball has recognized Bartholomay's expertise in many areas. He has been a member of Major League Baseball's Ownership Committee, Equal Opportunity Committee and the Legislative Committee. He was also a trustee of the Major League Baseball Players' Benefit Plan and is the past chairman of Major League Baseball's Finance Committee. He is a former member of the Major League Baseball Executive Council.

In January 1994, the Braves 400 Club honored Bartholomay with its Ivan Allen, Jr. "Mr. Baseball" award, which is presented to "the person who has contributed significantly to the promotion of baseball in the Atlanta area." In 2002, Bartholomay was inducted into the Braves Hall of Fame.

Although best known for his sports leadership, Bartholomay wears many hats in the business world. He is vice chairman of Willis Group Holdings (NYSE) and is a director or trustee of many other civic and business organizations and educational institutions throughout the country. In March 2015, Bartholomay was recognized by the United States Senate in recognition of his pioneering leadership in baseball and his many civic and philanthropic contributions.

In the fall of 2009, the Braves began a collaboration with the Trey Duffy Scholarship Foundation. The program makes available four college scholarships, up to \$10,000 each, for Atlanta Braves employees and their families. The Trey Duffy Scholarship was established in memory of Bartholomay's grandson Raymond F. Duffy III, known as "Trey." Recipients of the scholarships exemplify some of the qualities embodied by Trey: a true passion for the Atlanta Braves, a strong commitment to make an impact in the community, solid academics and a love for the game of baseball.



Bill Bartholomay with President Jimmy Carter





# JOHN SCHUERHOLZ

**Vice Chairman Emeritus**

Named Vice Chairman Emeritus by the Braves in 2018, John Schuerholz is in his 55th year in professional baseball and his 30th season

in Atlanta. He served as club president for eight and-a-half years before being named vice chairman in March 2016.

As president and then as vice chairman, Schuerholz was instrumental in the planning and building of Truist Park and the mixed-use development, The Battery Atlanta, which opened in April 2017.

Schuerholz received the game's highest honor in December 2016, when he was elected to the National Baseball Hall of Fame. He was formally inducted into the illustrious club at Cooperstown, N.Y., on July 30, 2017.

Following 26 years as a Major League general manager, from 1982 to 2007, Schuerholz stepped aside as GM after the 2007 season and was named president of the Braves on October 11, 2007. He spent 17 seasons as the Braves' executive vice president and general manager, from 1991 to 2007.

Schuerholz came to the Braves from the Kansas City Royals in October of 1990. Under his leadership and guidance as a GM, the Braves achieved unprecedented success, compiling the best record in baseball (1,594-1,092; .593) over those 17 seasons from 1991 to 2007. The Braves established an American professional sports record by winning 14 consecutive division titles from 1991 to 2005 (the 1994 season was not played to completion).

The Braves won five National League pennants, one World Series and several organization of the year awards. The club won 100-or-more games six times under Schuerholz, including five times in seven seasons from 1997 to 2003.

During his career with Baltimore, Kansas City and Atlanta, Schuerholz has been associated with three World Champions (1966, 1985 and 1995), eight pennant winners and 20 division crowns. In 2004, to honor his nearly 40 years of success at the major league level, Baseball America named him the recipient of the prestigious Lifetime Achievement Award. Atlanta's overall success in 2005 also helped the Braves earn Baseball America's prestigious Organization of the Year award.

When the Braves won the 1995 World Series, Schuerholz became the first executive to be general manager of world championship teams in both the American and National leagues. In his 26 years as a general manager with Kansas City and Atlanta, his teams totaled an amazing 2,348 wins.

During Schuerholz's time with Kansas City, the Royals won one World Championship (1985), two American League pennants (1980 and 1985) and six division crowns (1976, 1977, 1978, 1980, 1984 and 1985). The Sporting News selected him as the Major League Executive of the Year in 1985, when Kansas City won the World Series.

Schuerholz was inducted into the Braves Hall of Fame in August 2016 and the Georgia Sports Hall of Fame in February 2015. In January 2014 he was honored with the Outstanding Achievement in Baseball Award by the Professional Baseball Scouts Foundation. He was inducted into the Atlanta Sports Hall of Fame in 2008 and the Negro Leagues Baseball Museum recognized John as the National League Executive of the Year with its Andrew "Rube" Foster Award in 2001, 2002 and 2005. After the Braves' 1991 worst-to-first performance, Schuerholz was named the Executive of the Year by UPI, the Boston Writers Association and the Maryland Tops in Sports group, Executive of the Year by the Georgia Securities Association and Georgian of the Year by Georgia Trend Magazine.

Schuerholz served as chairman of Major League Baseball's Pace of Game Committee and was chairman of the Instant Replay Expansion Committee, which oversaw the implementation of expanded replay beginning in 2014. He also served on the Playing Rules Committee.

A native of Baltimore, Schuerholz left a job as a junior high school teacher to join the Orioles in 1966. He moved to Kansas City two years later, and as an administrative assistant, was involved in the expansion draft that created the first ever Royals roster. He was named Assistant Farm Director in 1970 and became Farm Director in 1975. He was promoted to director of player procurement and development in 1976 and vice president-player personnel in 1979. The Royals named Schuerholz executive vice president and general manager in October of 1981, when he was 41.

Born October 1, 1940, Schuerholz is a graduate of Towson (MD) University, where he played soccer and baseball. He was an all-conference choice in baseball and the school's Athlete of the Year in 1962. He was inducted into Towson's Athletic Hall of Fame in 1973 and served on the school's Board of Visitors. Towson's baseball facility is named John Schuerholz Park.

Schuerholz's book, "Built to Win: Inside Stories and Leadership Strategies from Baseball's Winningest GM," which was released in the spring of 2006.

He and his wife, Karen, have two children, Gina and Jonathan, and four grandchildren. Jonathan has been a player, instructor or executive in the Braves' system since 2002.

# BASEBALL OPERATIONS



# 2020 BASEBALL OPERATIONS DIRECTORY

## EXECUTIVES

Alex Anthopoulos..... President, Baseball Ops. and General Manager  
 Perry Minasian.....Sr. Vice President & Assistant General Manager  
 Dana Brown.....Vice President, Scouting  
 Jason Paré.....Assistant General Manager, Research and Development  
 Ben Sestanovich..... Assistant General Manager, Player Development  
 Alex Tamin..... Assistant General Manager, Major League Operations

## SPECIAL ASSISTANTS

Mike Fast.....Special Assistant to the General Manager  
 Bobby Cox.....Special Assistant to the General Manager  
 DeMarlo Hale.....Special Assistant, Player Development  
 Andruw Jones.....Special Assistant, Player Development  
 Chipper Jones.....Special Assistant, Player Development  
 Terry Pendleton.....Special Assistant, Player Development  
 Eddie Pérez.....Special Assistant, Player Development  
 Dom Chiti.....Special Assistant, Scouting  
 Ralph Garr.....Special Assistant, Amateur Scouting  
 Fred McGriff.....Special Assistant, Amateur Scouting  
 Greg Walker.....Special Assistant, Amateur Scouting

## BASEBALL OPERATIONS STAFF

Dixie Keller.....Director, Baseball Administration  
 Rob Smith.....Manager, Baseball Video Operations  
 Elizabeth Terán.....Executive Assistant to Alex Anthopoulos  
 Rafael Becerra.....Manager, Family Relations  
 Seth Heizer.....Assistant, Family Relations  
 Jeremy Dorsey.....Bill Lucas Apprentice

## MAJOR LEAGUE OPERATIONS

Doug Wachter.....Manager, Major League Operations  
 Caelan Collins.....Analyst, Major League Operations  
 Nick Coppola.....Analyst, Major League Operations  
 Kenny Dorian.....Analyst, Major League Operations  
 Dylan Mortimer.....Analyst, Major League Operations  
 Tom O'Donnell.....Analyst, Major League Operations  
 Adam Sonabend.....Analyst, Major League Operations  
 Braeden Schlehber.....Advance Scout

## RESEARCH & DEVELOPMENT

Garrett Wilson.....Manager, Baseball Systems  
 Dana Bennett.....Developer, Baseball Systems  
 Mike Copeland.....Developer and Data Analyst, Baseball Systems  
 Michael Lord.....Coordinator, Research & Development  
 Josh Malek.....Coordinator, Research & Development  
 Scott Rapponotti.....Analyst, Research & Development  
 Kyle Sargent.....Analyst, Research & Development  
 Kevin Song.....Analyst, Research & Development  
 Evan Tucker.....Data Scientist

## CLUBHOUSE

John Holland.....Director, Equipment and Clubhouse Services  
 Jim Lovell.....Director of Team Travel  
 Fred Stone.....Visiting Clubhouse Manager  
 Eric Durban.....Assistant Equipment & Clubhouse Services Manager  
 Chris Hunter.....Assistant Equipment & Clubhouse Services Manager

## MEDICAL & PERFORMANCE STAFF

Dr. Joe Chandler.....Director Medical Services Emeritus  
 Dr. Gary Lourie.....Head Team Physician  
 George C. Poulis.....Director of Player Health/Head Athletic Trainer  
 Jeff Porter.....Senior Advisor, Athletic Training  
 Mike Frostad.....Assistant Athletic Trainer  
 Brad Scott.....Head Strength and Conditioning Coach  
 Jordan Wolf.....Assistant Strength and Conditioning Coach  
 Pete Cicinelli.....Major League Head Physical Therapist  
 Nick Valencia.....Major League Assistant Physical Therapist  
 Yoshi Nishio.....Massage Therapist

## SCOUTING

Jonathan Schuerholz.....Assistant Director, Professional Scouting  
 Gerald Milanes.....Manager, International Scouting Administration  
 Jonathan Cruz.....Coordinator, Latin American Operations  
 Ronit Shah.....Assistant, Amateur Scouting  
 Smoke Laval.....Ambassador to Amateur Scouting  
 Peyton Skinner.....Trainee, Professional Scouting  
 Will Rich.....Trainee, Amateur Scouting

## MAJOR LEAGUE SCOUTS

Dave Holliday.....Major League Scout  
 Matt Kinzer.....Major League Scout  
 Rick Ragazzo.....Major League Scout  
 Ted Simmons.....Major League Scout  
 Terry Tripp Sr.....Major League Scout  
 Rick Williams.....Major League Scout

## PROFESSIONAL SCOUTS

Alan Butts.....Professional Scout  
 Jason Dunn.....Professional Scout  
 Jackson Lourie.....Professional Scout  
 Devlin McConnell.....Professional Scout  
 Trenton Moses.....Professional Scout  
 Paul Runge.....Professional Scout  
 Billy Ryan.....Professional Scout

## CROSS CHECKERS

Joe Jordan.....National  
 Ron Marigny.....National  
 Gary Rajsich.....National  
 Deron Rombach.....National  
 Joey Davis.....Regional, Southwest, West  
 Reed Dunn.....Regional, Southeast  
 Alan Hull.....Regional, Pacific Northwest  
 Brian Sankey.....Regional, Northeast  
 Terry Tripp, Jr.....Regional, Midwest

## AREA SUPERVISORS

Kevin Barry.....IL, IN, MN, WI, W. KY  
 Billy Best.....NC, SC  
 Jim Blueberg.....N. CA, N. NV  
 Jon Bunnell.....Central/N. FL  
 Travis Coleman.....AL, LA, MS  
 Dan Cox.....S. CA, HI

**AREA SUPERVISORS (CONTINUED)**

JD French.....AR, IA, KS, MO, NE, ND, SD  
 Jeremy Gordon.....MI, OH, WV  
 Ted Lekas.....CT, ME, MA, NH, RI, VT, E. Canada  
 Chris Lionetti.....GA  
 Cody Martin.....AK, ID, MT, OR, WA, WY, W. Canada  
 Kevin Martin.....S. CA, S. NV  
 Trey McNickle.....N. Texas, OK  
 Freddy Pérez.....KY, TN  
 Lou Sánchez.....S. FL, Puerto Rico  
 Alan Sandberg.....MD, NJ, NY, DE, VA, PA, Washington D.C.  
 Darin Vaughan.....S. TX  
 Ricky Wilson.....AZ, CO, NM, UT, El Paso

**INTERNATIONAL SCOUTING**

Orlando Covo.....Supervisor, South America  
 Chris Roque.....Supervisor, Central America  
 Carlos Sequera.....Supervisor, Venezuela  
 Raymond Nunez.....Area Scout, Dominican Republic  
 Miguel Prestol.....Area Scout, Dominican Republic  
 Luis Santos.....Area Scout, Dominican Republic  
 Victor Torres.....Area Scout, Dominican Republic  
 Richard Castillo.....Area Scout, Venezuela  
 Raphachel Colatosti.....Area Scout, Venezuela  
 Winder Leon.....Area Scout, Venezuela  
 Rafael Marcano.....Area Scout, Venezuela  
 Edison Sanchez.....Area Scout, Venezuela

**VIDEO COORDINATORS**

Alex Burritt.....Amateur Video Coordinator, East  
 Anthony Flora.....Amateur Video Coordinator, Midwest  
 Daniel Sabatino.....Amateur Video Coordinator, West  
 Jaime Gil.....Dominican Republic Scouting Video Coordinator  
 Jesus Simancas.....Venezuela Scouting Video Coordinator

**PLAYER DEVELOPMENT**

Ben Sestanovich.....Assistant General Manager, Player Development  
 Ron Knight.....Assistant Director, Player Development - Operations  
 Colin Wyers.....Manager, Player Development Analytics  
 Kyle Clements.....Minor League Video Coordinator  
 Fernando Piñeres.....Cultural Diversity Coordinator  
 Dylan Quantz.....Assistant, Player Development  
 Tucker Meredith.....Trainee, Player Development

**ROVING STAFF**

Mike Brumley.....Hitting Coordinator  
 JD Closser.....Catching Coordinator  
 Paul Davis.....Pitching Coordinator  
 DeMarlo Hale...Outfield/Baserunning & Special Assist. to Player Dev.  
 Doug Mansolino.....Field Coordinator  
 Kevin McAvoy.....Rehab Pitching Coach  
 Zach Sorensen.....Mental Skills Coach  
 Patrick O'Brien.....Performance Nutritionist  
 Nick Flynn.....MiLB Medical Coordinator  
 Mike Schofield.....MiLB Strength & Conditioning Coordinator  
 Jeff Stevenson.....Assistant MiLB Medical Coordinator  
 Ryan Driscoll.....Asst. MiLB Strength & Conditioning Coordinator

**GWINNETT (AAA)**

Damon Berryhill.....Manager  
 Mike Maroth.....Pitching Coach  
 Carlos Mendez.....Hitting Coach  
 Alfredo Amezaga.....Coach  
 TJ Saunders.....Trainer  
 Paul Howey.....Strength & Conditioning Coach

**MISSISSIPPI (AA)**

Chris Maloney.....Manager  
 David Chavarria.....Pitching Coach  
 Einar Díaz.....Hitting Coach  
 Nestor Pérez.....Coach  
 Dave Comeau.....Trainer  
 Jordan Sidwell.....Strength & Conditioning Coach

**FLORIDA (HIGH-A)**

Barrett Kleinknecht.....Manager  
 Dan Meyer.....Pitching Coach  
 Danny Santiesteban.....Hitting Coach  
 Juan "Porky" López.....Coach  
 Eric Hyrccko.....Trainer  
 Chris Cecere.....Strength & Conditioning Coach

**ROME (A)**

Matt Tuiasosopo.....Manager  
 Kaneoka Texeira.....Pitching Coach  
 Mike Bard.....Hitting Coach  
 Wigberto Nevarez.....Coach  
 Kojo Kanemura.....Trainer  
 Ryan Meehan.....Strength & Conditioning Coach

**DANVILLE (RK. ADV.)**

Michael Saunders.....Manager  
 TBD.....Pitching Coach  
 Connor Narron.....Hitting Coach  
 Angel Flores.....Coach  
 Austin Smith.....Trainer  
 Sam Feldman.....Strength & Conditioning Coach

**GCL BRAVES (R)**

Anthony Nuñez.....Manager  
 Elvin Nina.....Pitching Coach  
 Bobby Moore.....Hitting Coach  
 Omar Rosario.....Hitting Coach  
 Jefferson Romero.....Coach  
 Joel Wiggins.....Trainer  
 Kyle Lindsey.....Strength & Conditioning Coach

**FLORIDA OPERATIONS**

Jeff Pink.....Coordinator, Florida Operations  
 Ben Cuddy.....Physical Therapist

**INTERNATIONAL OPERATIONS**

Lothar Schott.....Manager, DR Administration & Operations  
 Ruth Peguero.....Administrative Assistant  
 Cesar Sarmiento.....Intern

# 2020 BASEBALL OPERATIONS STAFF

## DANA BROWN **Vice President, Scouting**

- The 2020 season marks Dana Brown's second season with the organization as its Vice President, Scouting... Begins his 31st year in professional baseball.
- Brown joined the Braves on January 11, 2019 after serving as a special assistant to the general manager for the previous nine seasons in Toronto.
- In his role, Brown will oversee all of Atlanta's amateur scouting efforts.
- Brown joined the Blue Jays prior to the 2010 season and served as one of the club's top evaluators, contributing to a pair of postseason trips...Toronto's 2015 A.L. East Championship clinched the club's first postseason appearance since 1993, and snapped the longest playoff drought in the majors at the time.
- Prior to joining the Blue Jays, Brown was the Director of Scouting with the Nationals/Expos for eight years, drafting over 40 Major League players including seven all-stars: Chad Cordero, Ian Desmond, Ryan Zimmerman, Marco Estrada, Jordan Zimmermann, Derek Norris and Stephen Strasburg.
- Previously worked with the Pittsburgh Pirates for eight years as an area scouting supervisor and East Coast Scouting Coordinator.
- Also coached two years in the minors and played three years, all with the Philadelphia Phillies organization, after being drafted out of Seton Hall University in 1989 where he played with Hall of Fame teammate Craig Biggio...He also played with three other major leaguers on that same team: Mo Vaughn, John Valentin and Kevin Morton.
- Inducted into the Seton Hall University Hall of Fame in 2008 and the New Jersey Sportswriter Hall of Fame in 2012 for notable accomplishments in baseball.
- He is also in the New Brunswick High School Hall of Fame with high school teammate Eric Young, Sr. who is the club's current first base/outfield coach.
- Dana, 53, currently resides in Franklin Park, N.J. with his wife, Casandra, and two children: a son, Dana Jr., and daughter, Autumn.



## JASON PARÉ **Assistant General Manager, Research and Development**

- Jason Paré is in his third season with the Braves organization after joining the team in December of 2017...The Braves are Paré's fifth organization.
- In his role, Paré is responsible for overseeing all aspects of the Braves' research and development department, as well as supporting the day-to-day functions of the baseball operations group.
- In addition, Paré provides General Manager Alex Anthopoulos and Assistant General Manager Perry Minasian with data-driven recommendations related to professional player acquisitions, the amateur draft, player development, and in-game strategy...He also implements the use of new and existing sources of baseball data to develop information systems, tools, metrics, and processes that aid in baseball operations decision-making procedures.
- Prior to joining the Braves, Paré spent the 2016 and 2017 seasons as senior director of analytics for the Miami Marlins...Previous to that, he worked as an analyst, baseball analytics for the Toronto Blue Jays for two seasons (2014-15).
- From 2008 to 2013, Paré spent six seasons with the Cleveland Indians... He originally joined the organization as a baseball operations intern before working four seasons as an analyst and assistant in baseball operations.
- Paré, who is a 2010 graduate of the Major League Scouting Bureau's Scout Development Program, began his baseball career with a summer internship with the Oakland Athletics in 2007.
- A native of East Greenwich, RI, Paré graduated from Yale University in 2007 with a B.A. in cognitive science.
- Jason, 34, resides in Atlanta.



## BEN SESTANOVICH **Assistant General Manager, Player Development**

- Ben Sestanovich is in his first season with the Braves, joining the organization in December of 2019.
- Sestanovich spent the previous 10 years with the San Diego Padres, where he most recently served as the club's director of player development.
- He began his tenure with San Diego as a baseball operations intern in 2010...He also served four seasons as an advance scout, 2012-15, and three seasons as assistant director of player development, 2016-18.
- Sestanovich was elevated to director of player development prior to the 2019 campaign, a season in which the Padres minor league system was rated as the best in baseball by MLB.com.
- A native of Washington, D.C., Sestanovich graduated with a degree in economics from Harvard University in 2011, where he also pitched on the baseball team.



## ALEX TAMIN **Assistant General Manager, Major League Operations**

- Alex Tamin is in his third season with the Braves organization and his second as the assistant general manager, major league operations.
- Promoted to his new position in January of 2019... Joined the organization as the director of baseball operations in December of 2017...Spent the six prior seasons working in the same role with the Los Angeles Dodgers.
- In his role, Tamin works closely with General Manager Alex Anthopoulos and Assistant General Managers Perry Minasian and Jason Paré on all matters relating to the major league team, including roster management and transactions, advance scouting, trades, contract extensions, arbitration and free agent signings.
- Previous to his time with a major league front office, Tamin spent more than 15 years representing a number of major league teams during the salary arbitration process...Tamin also maintained a legal practice focused on complex commercial litigation during that time.
- Tamin, 49, graduated from Johns Hopkins University in 1992 and completed his J.D. at the UCLA School of Law in 1995.
- Alex and his wife, Jennifer, reside in Stevenson Ranch, Calif., with their sons, Brandon and Matthew, and daughter, Brooke.



## MIKE FAST **Special Assistant to the General Manager**

- Mike Fast is in his second season with the Braves, after joining the organization in November of 2018.
- In his role, Fast oversees the evolution of information feedback processes and technology innovation in player development and works closely with Assistant General Manager Ben Sestanovich in leading the application of baseball research for player improvement.
- Fast also assists General Manager Alex Anthopoulos and Assistant General Managers Perry Minasian, Jason Paré and Alex Tamin on all matters relating to the organization's baseball operations, including roster management and transactions, advance scouting, trades, contract extensions, arbitration, player development and free agent signings.
- Fast joined the Braves from the Houston Astros, where he spent seven seasons in the club's front office, most recently as the team's director of research and development.
- Prior to joining the Astros in February of 2012, Fast wrote for Baseball Prospectus, The Hardball Times and MVN.com.
- Fast worked as a semiconductor engineer for 17 years after graduating from the University of Oklahoma with a degree in engineering physics.
- Fast, 47, and his wife, Lori, reside in Kingwood, TX with their four children: Madeleine, Zachary, Amelie and Analise.



## DIXIE KELLER **Director, Baseball Administration**



- Dixie Keller is in her second season as director of baseball administration and her 20th season overall with the organization...She is the club's first ever female director in baseball operations.
- She joined the club's scouting department in December 2000 and was promoted to senior manager of baseball administration prior to the 2018 season... She was promoted again to her new role in January of 2019.
- In her role, she works closely with the general manager and assistant general managers in all facets of the club's administrative needs in the front office...This includes overseeing the family relations division, supervising the department's Bill Lucas Apprenticeship program, managing the financial budgets, ensuring department compliance with company policy and processing the player contracts and transactions of the 40-man roster.
- During her 17 seasons in the scouting department, Keller focused on player eligibility and event organization for the Major League Baseball Rule 4 Amateur Player Draft and the July 2 International Signing Day.
- In addition, she administered the continuing education program, coordinated the contract process for the first-year players and served as the main contact for the field staff.
- Prior to joining the Braves, she worked for the Amateur Athletic Union (AAU) as an event operations manager organizing the various amateur sporting events held at ESPN's Wide World of Sports Complex in Lake Buena Vista, Fla...Honored for her outstanding service, she was presented the AAU Presidential Award for Leadership in 1998.
- In 2012, she made a cameo appearance in the Clint Eastwood movie "Trouble with the Curve."
- Originally from Montgomery, Ala., she earned her master's degree in sports administration from the United States Sports Academy, and her bachelor's degree in sports management from Arkansas State University.

## JONATHAN SCHUERHOLZ **Assistant Director, Professional Scouting**



- Jonathan Schuerholz is in his second year as assistant director, professional scouting...He was promoted to his new role in January of 2019.
- In his position, Schuerholz oversees all aspects of the organization's pro scouting department, which is responsible for scouting major and minor league games...He manages all of the professional scouts' assignments, while also handling the budget.
- He also works closely with the player development department to recommend player signings.
- He was instrumental in the planning and the design of the organization's new spring training facility.
- He previously served as the organization's assistant director of player development...Prior to joining the Braves front office in October of 2014, Schuerholz spent six seasons, from 2009 to 2014, as a manager and instructor in the Braves farm system.
- From 2011 to 2014 Schuerholz managed three different minor league clubs over a four-year span...He skippered the Rome Braves (2014) and previous to that, he was at the helm for the Danville Braves (2012-13)... He spent the 2011 campaign managing the GCL Braves.
- During his managerial career, Schuerholz made one postseason appearance as he led the 2012 Danville club to their second consecutive postseason appearance.
- Schuerholz originally joined the organization in a coaching capacity in 2009 when he spent two seasons (2009-10) as the Braves' roving infield instructor.
- The former infielder played three seasons (2000-02) at Auburn University and was drafted by the Braves in the eighth round of the 2002 First-Year Player Draft...He played six minor league seasons and during the 2007 season, Schuerholz retired from his professional baseball playing career and returned to Auburn University to complete his bachelor's degree in business administration.
- Schuerholz, 39, has been around baseball his entire life...His father, John Schuerholz, is the Braves' vice chairman emeritus.
- Jonathan and his wife, Jennifer, have two sons, Boland and Ward, and reside in Atlanta.

## RON KNIGHT **Assistant Director, Player Development - Operations**

- The 2020 season is Ron Knight's second season as the Braves' Assistant Director, Player Development - Operations...He was promoted to the role in January 2019 after working as the Manager of Minor League Administration since 2015.
- Knight closely works with the Braves' Assistant General Manager, Player Development, Ben Sestanovich, in all aspects of minor league operations including the evaluation of the minor league system, roster management, international operations, minor league free-agent contract negotiations, budgets, and the maintenance of existing programs.
- Knight has been a member of the Braves organization since 2009 and began as a Baseball Operations Trainee prior to being promoted to Baseball Operations Assistant in 2011.
- A native of Atlanta, Knight graduated from Morehouse College with dual BA degrees in Business Administration with a concentration in Management and Spanish...He also earned two masters degrees in Business Administration and Sports Administration from Ohio University.



## FRED McGRIFF **Special Assistant, Amateur Scouting**

- Fred McGriff, a familiar face within the Braves organization, made his return to the club in February of 2015 in a support role after spending the 2014 season as a consultant for the Toronto Blue Jays.
- In his role, McGriff attends major league spring training as an instructor and during the regular season he primarily focuses on professional scouting.
- McGriff also held an advisory role for four seasons, from 2007 to 2010, with the Tampa Bay Rays.
- The five-time All-Star enjoyed parts of five seasons with the Braves from 1993 to 1997, which included a World Series Championship in 1995.
- McGriff played for six different organizations (San Diego, Tampa Bay, Chicago-NL, Los Angeles-NL and Toronto) during his 19-year career (1986-2004) and posted a .284 career batting average, with 493 home runs and 1,550 RBI.
- McGriff, 56, resides in Tampa, Fla., with his wife, Veronica, and two children, Erick and Ericka.



## GREG WALKER **Special Assistant, Amateur Scouting**


- The 2020 season marks Greg Walker's ninth in the organization and his sixth as a special advisor to baseball operations...Walker served his first three seasons, from 2012 to 2014, as the Braves' Major League hitting coach.
- In his role, Walker's primary responsibility has him working with the organization's minor league hitters during spring training, as well as traveling to some of the Club's minor league facilities during the regular season.
- Prior to joining the organization, Walker served as the hitting coach for the Chicago White Sox for eight-and-a-half season (2003-2011).
- He was originally drafted by the Philadelphia Phillies in 1977 and played in 855 career games over his nine-year career (1982-90) between the White Sox and Orioles.
- Walker was the White Sox 1986 nominee for the Roberto Clemente Award and he received the Chicago Baseball Writers' "Good Guy" Award at their January 1990 Diamond Dinner.
- Greg is a native of Douglas, Ga., and still makes his home there with his wife, Carman...They have three daughters: Kaycee, Leigh Ann and Lauren.







**BRIAN SNITKER & STAFF**



# BRIAN SNITKER

# 43

## MANAGER

Full Name: **Brian Gerald Snitker**

Height: **6-1**

Weight: **190**

DOB: **October 17, 1955**

Opening Day Age: **64**

Born: **Decatur, IL**

Resides: **Marietta, GA**

Seasons as Braves Manager: **5th**

Seasons as a Major League Manager: **5th**

- The 2020 season marks Snitker's fourth full season as the Braves manager and his 44th in the organization...The club named him interim manager on May 17, 2016...He was formally announced as the manager on October 11, 2016.
  - On February 17, 2020, had his contract, along with the contracts of the entire coaching staff, extended through the 2021 season.
- Named Sporting News' 2019 National League Manager of the Year after skipping the Braves to a 97-65 record and their 19th division title.
  - Also won the award in 2018...Became the fifth manager to win in consecutive seasons...The award has annually been given out since 1936.
  - Became the third manager in franchise history to take the Braves to the postseason twice in his first three seasons, joining Fred Haney (1957-58) and Fredi Gonzalez (2012-13).
- Was a coach on the 2019 National League All-Star staff...Selected by manager Dave Roberts.
- Named the 2018 N.L. Manager of the Year by the Baseball Writers' Association of America (BBWAA)...Led the Braves to a 90-72 record and their first of two consecutive division titles...Captured 17 of 30 first-place votes...Finished with 116 points, 17 more than Milwaukee's Craig Counsell...Snitker finished third in voting in 2019.
  - Prior to Snitker, Hall-of-Famer Bobby Cox was the only Braves manager to win Manager of the Year, earning the award in 1991, 2004 and 2005.
- Joined the organization in 1977 as a non-drafted free agent.
- He spent seven seasons as the major league club's third base coach, from 2007-13...Also had two stints with the major league staff as the bullpen coach in 1985 and from 1988-90.
- Began the 2016 season as the manager at Triple-A Gwinnett before joining the Braves in Pittsburgh for his first game, a 12-9 loss, on May 17...He earned his first win the next day against the Pirates and his first home win came on May 27 vs. Miami.
  - Atlanta was 9-28 (.243) when Snitker took over in 2016...The team went 59-65 (.476) over the final 124 games.
- Served 20 seasons as a minor-league manager, compiling an overall record of 1,301-1,309 (.498).
  - Managed at Triple-A (Gwinnett, 2014-16; Richmond, 2006), Double-A (Mississippi, 2005; Greenville, 2002-04), High-A (Myrtle Beach, 1999-2001), Single-A (Macon, 1997-98, 1992; Durham, 1987 and 1983-84, Sumter, 1986, Anderson, 1982) and Rookie-Advanced (Danville, 1996).
- Five of his minor-league clubs advanced to the postseason, and he won two league titles (consecutive championships with Myrtle Beach in 1999 and 2000) and two Manager of the Year Awards (Myrtle Beach in 1999 and 2000).
- Began his coaching career as a roving instructor for the Braves in 1981...Was originally hired by Hank Aaron.
- He served as a coach in the Atlanta farm system for three seasons, 1993 and 1994 (Danville) and 1995 (Durham).
- The former catcher played four seasons (1977-80) in the minors.
- Graduated from Macon (IL) High School and played baseball at the University of New Orleans.
- Brian and his wife, Veronica, reside in Marietta, Ga...They have two children, Erin and Troy, and two grandchildren...Troy was drafted by Atlanta in the 19th round of the 2011 draft.

## COMPLETE RECORD

Year	Club	AVG	G	AB	R	H	2B	3B	HR	RBI	SH	SF	HP	BB	SO	SB-CS	OBP	SLG	E
1977	Kingsport	.270	55	163	28	44	7	1	8	33	6	3	2	19	33	8-4	.348	.472	7
1978	Richmond	.333	6	12	1	4	0	0	0	3	0	0	0	1	4	0-0	.385	.333	0
	Savannah	.236	15	55	3	13	1	0	1	3	1	0	0	6	9	0-0	.311	.309	4
	Greenwood	.286	50	168	32	48	9	0	5	32	0	4	2	22	38	1-0	.367	.429	5
	Kinston	.222	14	45	1	10	2	0	0	2	0	0	1	3	14	0-0	.286	.267	7
1979	Savannah	.255	75	259	26	66	10	1	8	30	2	0	0	12	50	1-1	.288	.394	1
1980	Savannah	.162	18	68	5	11	2	0	1	6	0	1	2	4	11	0-0	.227	.235	14
	Durham	.200	3	10	0	2	0	1	0	3	0	0	1	0	0	0-0	.273	.400	1
<b>Minors Totals</b>		<b>.254</b>	<b>236</b>	<b>780</b>	<b>96</b>	<b>198</b>	<b>31</b>	<b>3</b>	<b>23</b>	<b>112</b>	<b>9</b>	<b>8</b>	<b>8</b>	<b>67</b>	<b>159</b>	<b>10-5</b>	<b>.316</b>	<b>.390</b>	<b>42</b>

## MANAGERIAL RECORD

Year	Club / League	Overall			Vs. Division		Extra Innings	
		W-L	Pct.	Pos.	W-L	Pct.	W-L	Pct.
1982	Atlanta/Anderson (A)	72-70	.507	3rd	---	---	---	---
1983	Atlanta/Durham (A)	59-78	.431	3rd	---	---	---	---
1984	Atlanta/Durham (A)	68-72	.486	3rd	---	---	---	---
1986	Atlanta/Sumter (A)	77-60	.562	2nd	---	---	---	---
1987	Atlanta/Durham (A)	65-75	.464	4th	---	---	---	---
1992	Atlanta/Macon (A)	58-81	.417	6th	---	---	---	---
1996	Atlanta/Danville (R)	37-29	.561	2nd	---	---	---	---
1997	Atlanta/Macon (A)	80-60	.571	1st	---	---	---	---
1998	Atlanta/Macon (A)	69-72	.489	1st	---	---	---	---
1999	Atlanta/Myrtle Beach (A+)	79-60	.568	2nd	---	---	---	---
2000	Atlanta/Myrtle Beach (A+)	88-52	.629	1st	---	---	---	---
2001	Atlanta/Myrtle Beach (A+)	71-67	.514	2nd	---	---	---	---
2002	Atlanta/Greenville (AA)	65-69	.485	3rd	---	---	---	---
2003	Atlanta/Greenville (AA)	68-70	.493	3rd	---	---	---	---
2004	Atlanta/Greenville (AA)	63-76	.453	5th	---	---	---	---
2005	Atlanta/Mississippi (AA)	64-68	.485	3rd/4th	---	---	---	---
2006	Atlanta/Richmond (AAA)	57-86	.399	4th	---	---	---	---
2014	Atlanta/Gwinnett (AAA)	65-77	.458	2nd	---	---	---	---
2015	Atlanta/Gwinnett (AAA)	77-67	.535	2nd	---	---	---	---
2016	Atlanta/Gwinnett (AAA)*	19-20	.487	---	---	---	---	---
	Atlanta/National (MLB)*	59-65	.476	5th	31-26	.544	9-5	.643
2017	Atlanta/National (MLB)	72-90	.444	3rd	33-43	.434	6-8	.429
2018	Atlanta/National (MLB)	90-72	.556	1st	49-27	.645	6-8	.429
2019	Atlanta/National (MLB)	97-65	.599	1st	46-30	.605	11-6	.647
<b>Minors Totals</b>		<b>1,301-1,309</b>	<b>.498</b>		---	---	---	---
<b>Majors Totals</b>		<b>318-292</b>	<b>.521</b>		<b>159-126</b>	<b>.558</b>	<b>32-27</b>	<b>.542</b>

\*Began managing Atlanta on May 17...Gwinnett was in 2nd place when he left





# SAL FASANO

# 57

## CATCHING COACH

Full Name: **Salvatore Frank Fasano**

Height: **6-2**

Weight: **220**

DOB: **August 10, 1971**

Opening Day Age: **48**

Born: **Chicago, IL**

Resides: **Minooka, IL**

Seasons on the Braves Coaching Staff: **3rd**

Season on a Major League Coaching Staff: **3rd**

- The 2020 season marks Sal Fasano's third on the Braves' coaching staff and his third on a major league staff.
- Prior to joining the Braves, spent the 2017 season in the Angels organization as the manager at Double-A Mobile in the BayBears inaugural season as an Angels affiliate...Led the BayBears to a 64-75 record and a fourth-place finish in the Southern League South division.
- Worked the prior two seasons (2015-2016) as the Minor League Pitching Coordinator for Toronto...Was Toronto's Minor League Catching Coordinator from 2013-14.
- Managed Double-A New Hampshire in the Blue Jays system from 2011-12...Led the Fisher Cats to the Eastern League Championship in 2011 and earned Eastern League Manager of the Year honors.
  - ▲ Managed current Atlanta catcher Travis d'Arnaud, who was the Eastern League Most Valuable Player in 2011.
- Began his minor league managerial career in 2010 with Single-A Lansing, compiling a 70-69 record.
- His professional playing career spanned 16 seasons (1993-2009), including 11 in the Majors with Royals (1996-99, 2001), Athletics (2000-01), Rockies (2001), Angels (2002), Orioles (2005), Phillies (2006), Yankees (2006), Blue Jays (2007) and Indians (2008).
- During his tenure with Philadelphia, his distinctive Fu Manchu mustache led to a cult following from Phillies fans and the formation of a popular fan club known as Sal's Pals.
- In 427 career major league games, batted .221 with 47 home runs and 140 RBI, while posting a 31% caught stealing rate for his career as a catcher.
- Drafted by the Kansas City Royals in the 37th round of the 1993 draft out of the University of Evansville (IN).



## COMPLETE RECORD

Year	Club	AVG	G	AB	R	H	2B	3B	HR	RBI	SH	SF	HP	BB	SO	SB	CS	E
1993	Eugene	.267	49	176	25	47	11	1	10	36	0	2	6	19	49	4	3	1
1994	Rockford	.281	97	345	61	97	16	1	25	81	0	5	16	33	66	8	3	12
	Wilmington	.322	23	90	15	29	7	0	7	32	0	0	0	13	24	0	0	4
1995	Wichita	.290	87	317	60	92	19	2	20	66	0	2	16	27	61	3	6	14
	Wilmington	.227	23	88	12	20	2	1	2	7	0	0	1	5	16	0	0	0
1996	Omaha	.231	29	104	12	24	4	0	4	15	0	1	1	6	21	0	1	4
	Kansas City	.203	51	143	20	29	2	0	6	19	1	0	2	14	25	1	1	5
1997	Wichita	.237	40	131	27	31	5	0	13	27	0	3	7	20	35	0	2	4
	Omaha	.164	49	152	17	25	7	0	4	14	0	1	5	12	53	0	0	4
	Kansas City	.211	13	38	4	8	2	0	1	1	0	0	0	1	12	0	0	1
1998	Omaha	.214	4	14	1	3	1	0	1	2	0	0	0	1	4	0	1	0
	Kansas City	.227	74	216	21	49	10	0	8	31	3	2	16	10	56	1	0	2
1999	Omaha	.275	88	280	63	77	15	0	21	49	1	1	26	42	69	4	2	12
	Kansas City	.233	23	60	11	14	2	0	5	16	0	1	7	7	17	0	1	0
2000	Oakland	.214	52	126	21	27	6	0	7	19	0	1	3	14	47	0	0	5
2001	Oakland	.048	11	21	2	1	0	0	0	0	0	0	1	1	12	0	0	2
	Kansas City	.000	3	1	0	0	0	0	0	0	0	0	0	0	0	0	0	0
	Omaha	.239	13	46	6	11	1	0	2	7	0	0	5	4	11	0	0	3
	Colorado Springs	.305	26	82	16	25	4	0	7	23	1	1	4	9	26	0	0	3
	Colorado	.254	25	63	10	16	5	0	3	9	2	0	3	4	19	0	0	3
2002	Durham	.257	31	101	11	26	6	0	6	9	0	0	9	12	29	0	1	4
	Indianapolis	.206	34	97	5	20	9	0	1	11	0	1	6	3	24	0	0	3
	Salt Lake	.276	22	76	13	21	3	0	5	10	0	1	2	7	24	1	0	4
	Anaheim	.000	2	1	0	0	0	0	0	0	0	0	0	1	0	0	0	0
2003	Did Not Play																	
2004	Columbus	.229	76	236	21	54	15	1	10	34	2	4	6	10	45	0	0	4
2005	Ottawa	.267	14	45	6	12	3	0	4	12	0	0	2	2	15	0	0	1
	Baltimore	.250	64	160	25	40	3	0	11	20	0	0	5	9	41	0	0	4
2006	Philadelphia	.243	50	140	9	34	8	0	4	10	1	0	3	5	47	0	1	3
	Clearwater	.083	4	12	0	1	0	0	0	1	0	0	0	0	1	0	0	0
	Reading	.000	1	3	0	0	0	0	0	0	0	0	0	0	0	0	0	0
	New York (AL)	.143	28	49	3	7	4	0	1	5	3	0	3	2	14	0	0	1
2007	Syracuse	.262	47	145	18	38	4	0	8	14	0	1	11	6	33	1	0	5
	Toronto	.178	16	45	5	8	3	0	1	4	1	0	1	2	19	0	0	3
2008	Richmond	.193	26	83	6	16	3	1	2	9	0	0	4	5	22	0	0	1
	Cleveland	.261	15	46	5	12	4	0	0	6	1	1	3	3	17	0	0	2
2009	Colorado Springs	.236	61	212	23	50	12	0	4	21	0	4	5	10	63	3	0	1
<b>Minor Totals</b>		<b>.254</b>	<b>844</b>	<b>2,835</b>	<b>418</b>	<b>719</b>	<b>147</b>	<b>7</b>	<b>156</b>	<b>480</b>	<b>4</b>	<b>27</b>	<b>132</b>	<b>246</b>	<b>691</b>	<b>24</b>	<b>19</b>	<b>84</b>
<b>A.L. Totals</b>		<b>.215</b>	<b>352</b>	<b>906</b>	<b>117</b>	<b>195</b>	<b>36</b>	<b>0</b>	<b>40</b>	<b>121</b>	<b>9</b>	<b>5</b>	<b>41</b>	<b>63</b>	<b>261</b>	<b>2</b>	<b>2</b>	<b>25</b>
<b>N.L. Totals</b>		<b>.246</b>	<b>75</b>	<b>203</b>	<b>19</b>	<b>50</b>	<b>13</b>	<b>0</b>	<b>7</b>	<b>19</b>	<b>3</b>	<b>0</b>	<b>6</b>	<b>9</b>	<b>66</b>	<b>0</b>	<b>1</b>	<b>6</b>
<b>Major Totals</b>		<b>.221</b>	<b>427</b>	<b>1,109</b>	<b>136</b>	<b>245</b>	<b>49</b>	<b>0</b>	<b>47</b>	<b>140</b>	<b>12</b>	<b>5</b>	<b>47</b>	<b>72</b>	<b>327</b>	<b>2</b>	<b>3</b>	<b>31</b>

## MANAGERIAL RECORD

Year	Club / League	W-L	Pct.	Overall Pos.
2010	Lansing/Midwest	70-69	.504	4th
2011	New Hampshire/Eastern	77-65	.542	1st
2012	New Hampshire/Eastern	61-81	.430	6th
2017	Mobile/Southern	64-75	.460	4th
<b>Minors Totals</b>		<b>272-290</b>	<b>.484</b>	



# RICK KRANITZ

# 39

## PITCHING COACH

Full Name: **Richard Alan Kranitz**

Height: **5-11**

Weight: **175**

DOB: **September 15, 1958**

Opening Day Age: **61**

Born: **San Rafael, CA**

Resides: **Scottsdale, AZ**

Seasons on the Braves Coaching Staff: **2nd**

Seasons on a Major League Coaching Staff: **20th**

- The 2020 season will mark Kranitz's second with the Braves and his 20th on a major league staff.
- Served as Philadelphia's pitching coach in 2018, his first in that role after he was named to the position on December 1, 2017.
- Originally joined the Phillies as bullpen coach on October 21, 2015 and then had his role changed to assistant pitching coach for 2017.
- Spent five years ('11-'15) as the Brewers pitching coach.
- Served as the pitching coach for both Florida (2006-07) and Baltimore (2008-10).
  - ▲ Named Major League Coach of the Year by *Baseball America* in 2006.
- Spent 22 years (1984-2005) with the Cubs as a coach at both the major and minor league levels.
  - ▲ Managed the 2003 season for Daytona (A).
  - ▲ Had stints as the major league assistant pitching coach (1996-98; 2000-01) and bullpen coach (2002) for the Cubs.
- ▲ Coached in the minor leagues at Pikeville (R, 1984), Winston-Salem (A, 1985-86), Wytheville (R, 1987), Peoria (A, 1988-89), Charlotte (AA, 1990-91), Iowa (AAA, 1992; 1999; 2004-05) and Orlando (AA, 1993).
- ▲ Worked two seasons (1994-95) as the Cubs' minor league pitching coordinator.
- Originally drafted in 1977 by St. Louis (January) and Los Angeles (NL) (June), but opted to remain in college...Drafted again in the fourth round by Milwaukee in 1979.
  - ▲ Pitched five seasons (1979-83) in their farm system and two seasons (1984-85) in the Cubs' minor league system.
- Wife's name is Kelly and the couple has four children: daughters Paige, Christin and Allie, and son Matthew.
- A graduate of Apollo High School (AZ), attended Yavapai Junior College (AZ) and was a member of the school's 1977 National Championship team... Also attended Oklahoma State University for two years.

## COMPLETE RECORD

Year	Club	W-L	ERA	G	GS	CG	SHO	SV	IP	H	R	ER	HR	HB	BB	SO	WP	BK
1979	Burlington	4-9	3.24	13	13	8	0	0	100.0	111	50	36	6	2	41	95	9	1
1980	Holyoke	13-7	3.64	25	24	6	1	1	168.0	139	81	68	7	8	105	78	9	2
1981	El Paso	2-7	6.21	14	10	1	1	0	58.0	62	54	40	9	4	56	53	7	0
	Stockton	6-4	3.30	11	11	7	2	0	79.0	59	40	29	6	4	39	88	4	0
1982	Vancouver	4-5	5.13	35	5	1	1	2	108.2	95	64	62	10	10	89	85	7	0
1983	Vancouver	1-3	5.29	7	4	0	0	0	32.1	35	22	19	5	2	29	24	2	0
	El Paso	4-2	2.57	6	6	3	0	0	42.0	39	22	12	4	3	17	41	0	0
	Stockton	3-1	2.22	6	6	2	2	0	44.2	30	16	11	2	0	21	44	2	0
1984	Pikeville	0-0	13.50	1	0	0	0	0	2.0	3	3	3	1	0	1	2	0	0
1985	Winston-Salem	0-1	9.00	1	0	0	0	0	1.0	2	1	1	0	0	2	2	1	0
<b>Minors Totals</b>		<b>37-39</b>	<b>3.98</b>	<b>119</b>	<b>79</b>	<b>28</b>	<b>7</b>	<b>3</b>	<b>635.2</b>	<b>575</b>	<b>353</b>	<b>281</b>	<b>50</b>	<b>33</b>	<b>400</b>	<b>512</b>	<b>41</b>	<b>3</b>

## MANAGERIAL RECORD

Year	Club / League	W-L	Pct.	Overall Pos.
2003	Daytona/Florida State	66-71	.482	2nd



# MARTY REED

# 53

## BULLPEN COACH

Full Name: **Martin Edward Reed**

Height: **6-4**

Weight: **215**

DOB: **July 22, 1961**

Opening Day Age: **58**

Born: **Boston, MA**

Resides: **Albemarle, NC**

Seasons on the Braves Coaching Staff: **5th**

Seasons on a Major League Coaching Staff: **5th**

- Marty Reed joined the Atlanta staff in May 2016, under manager Brian Snitker...He previously served five-plus seasons as the pitching coach at Triple-A Gwinnett.
- Reed spent two years (2009-10) as the pitching coach at Double-A Mississippi before joining the Gwinnett staff for the 2011 season.
- In 2015, Reed's Gwinnett pitching staff ranked third in the International League in both ERA (3.18) and WHIP (1.27)...The 2011 G-Braves staff led the IL in both ERA (3.33) and strikeouts (1,223), while also ranking third in shutouts (11)... That 2011 staff featured IL Rookie of the Year and Most Valuable Pitcher, RHP Julio Teheran.
- Before joining the M-Braves, Reed spent 10 years in the Los Angeles Dodgers system, including the last three (2006-08) as their minor league pitching coordinator.
- During the 2005 and 2000-01 seasons, Reed served as the pitching coach at Single-A Vero Beach and from 2002 to 2004 he worked in the same capacity at Double-A Jacksonville.
- Reed's professional coaching career began in 1999 at the Dodgers' rookie-level Great Falls.
- Prior to joining the Dodgers' system, Reed was the head coach of Pfeiffer University from 1996-99, and previous to that, he was a member of the University of Tampa coaching staff for seven seasons (1990-96)...While at the University of Tampa, Reed played an integral part in winning back-to-back NCAA Division II championships (1992-93).
- He earned a bachelor's degree in physical education from the University of Tampa.
- A left-handed pitcher, Reed was drafted by the Minnesota Twins (1982) and California Angels (1984).
- He signed with the Angels in 1984 and compiled a record of 49-36 in five minor league seasons.
- He was a two-time All-Star (Midwest & Texas Leagues) and his best season was a 16-6 campaign in 1986, when he posted a 3.16 ERA while logging 196 innings and nine complete games to lead the league in both categories.
- Reed resides in Albemarle, NC, with his wife, Donna...They have two sons: Matt and Marty.

## COMPLETE RECORD

Year	Club	W-L	ERA	G	GS	CG	SHO	SV	IP	H	R	ER	HR	HB	BB	SO	WP	BK
1984	Peoria	10-2	3.39	16	16	1	0	0	103.2	92	48	39	5	1	45	42	13	0
1985	Redwood	3-11	5.93	34	16	1	0	1	123.0	142	91	81	7	6	73	50	9	1
1986	Kinston	16-6	3.16	30	30	9	2	0	196.2	177	89	69	10	7	93	98	12	2
1987	Midland	14-8	5.71	26	26	5	0	0	160.2	227	115	102	14	5	52	82	5	3
1988	Midland	4-2	2.78	23	4	1	0	2	58.1	53	19	18	2	4	25	32	3	2
1988	Edmonton	2-7	6.10	11	11	0	0	0	62.0	79	47	42	4	0	28	13	3	3
<b>Minors Totals</b>		<b>49-36</b>	<b>4.49</b>	<b>140</b>	<b>103</b>	<b>17</b>	<b>2</b>	<b>3</b>	<b>704.1</b>	<b>770</b>	<b>409</b>	<b>351</b>	<b>42</b>	<b>23</b>	<b>316</b>	<b>317</b>	<b>45</b>	<b>11</b>



# KEVIN SEITZER

# 28

## HITTING COACH

Full Name: **Kevin Lee Seitzer**

Height: **5-11**

Weight: **220**

DOB: **March 26, 1962**

Opening Day Age: **58**

Born: **Springfield, IL**

Resides: **Leawood, KS**

Seasons on the Braves Coaching Staff: **6th**

Seasons on a Major League Coaching Staff: **12th**

- The 2020 season marks Kevin Seitzer's sixth on the Braves' coaching staff.
- Seitzer also served as the hitting coach for the Kansas City Royals for four seasons (2009-12) and the Arizona Diamondbacks (2007) and Toronto Blue Jays (2014) for one season.
- Under Seitzer's guidance, the Braves' run total has improved in each of the last five seasons.
- In 2019, the club scored 855 runs, the second most in modern-era franchise history, and hit a single-season franchise record 249 home runs, including a club record 131 at home.
- In 2018, the club scored 759 runs, tied for the 10th most in baseball...The team also hit 175 home runs, the most since the 2013 club finished with 181.
- In 2017, the Braves batted .263, the sixth-best mark in the majors...The Braves also struck out just 1,184 times, the fewest in the N.L.
- In 2016, the club's season batting average went up from .251 to .255, including a .277 mark after the All-Star break, which was good for third in the National League...Atlanta's 342 runs scored after the All-Star break led the N.L. East and ranked fifth in league.
- The Braves' team batting average jumped 10 points from 2014 to 2015 (.241 to .251)...The 2015 Braves led the National League with a rate of 5.45 plate appearances per strikeout, compared to 4.43 PA/K in 2014 (13th in N.L.).
- Seitzer enjoyed a 12-year Major League career as a third baseman and first baseman with the Royals (1986-91), Milwaukee Brewers (1992, '93-96), Oakland Athletics (1993) and Cleveland Indians (1996-97).
- He compiled a lifetime batting average of .295, with 285 doubles, 35 triples, 75 home runs and 613 RBI, while hitting .300-or-better in seven different seasons.
- A two-time American League All-Star (1987 and 1995), he finished second in the 1987 A.L. Rookie of the Year balloting to Mark McGwire.
- Seitzer holds the Royals rookie record for hits (207), a total that led the league in 1987.
- Seitzer made his Major League debut with the Royals on September 3, 1986, against the Chicago White Sox.
- He had six hits in a game on August 2, 1987 vs. Boston.
- He appeared in the postseason twice with Cleveland, in 1996 and '97, including a World Series trip with the Tribe in 1997.
- Seitzer grew up in Lincoln, Ill., and he attended Eastern Illinois University before being selected by the Royals in the 11th round of the 1983 draft.
- At Eastern Illinois, Seitzer notched a career .418 batting average...He hit over .400 in each of his three seasons at EIU, playing one season at NCAA Division II and two seasons at NCAA Division I.
- As a freshman, he helped the Panthers finish as the NCAA Division II National Runner-Up, being named to the All-Tournament team.
- He ended his EIU playing days as the career leader in hits, doubles and batting average.
- Seitzer's EIU uniform No. 2 was retired by the school on October 13, 2012, and he was also honored as a Distinguished Alumnus.
- He earned his degree from EIU in 1985.
- Kevin and his wife, Beth, reside in Leawood, Kan... They have four children.
- Two of his sons have played professionally...Nick (Graffeo) played in the Royals system, and Cam played in the Rays and White Sox systems.
- Along with former teammate Mike Macfarlane, Seitzer owns and operates Mac-N-Seitzer baseball and softball training facility in Kansas City.



## COMPLETE RECORD

Year	Club	AVG	G	AB	R	H	2B	3B	HR	RBI	SH	SF	HP	BB	SO	SB	CS	E
1983	Butte	.345	68	238	60	82	14	1	2	45	4	2	3	46	36	11	6	21
1984	Charleston	.297	141	489	96	145	26	5	8	79	1	6	3	118	70	23	5	50
1985	Fort Myers	.314	90	290	61	91	10	5	3	46	0	5	2	85	30	28	7	9
	Memphis	.348	52	187	26	65	6	2	1	20	1	0	5	25	21	9	3	10
1986	Memphis	.273	4	11	4	3	0	0	0	1	0	0	0	7	1	2	1	1
	Omaha	.319	129	432	86	138	20	11	13	74	1	9	9	89	57	20	13	9
	Kansas City	.323	28	96	16	31	4	1	2	11	0	0	1	19	14	0	0	3
1987	Kansas City	.323	161	641	105	207	33	8	15	83	1	1	2	80	85	12	7	24
1988	Kansas City	.304	149	559	90	170	32	5	5	60	3	3	6	72	64	10	8	26
1989	Kansas City	.281	160	597	78	168	17	2	4	48	4	7	5	102	76	17	8	20
1990	Kansas City	.275	158	622	91	171	31	5	6	38	4	2	2	67	66	7	5	19
1991	Kansas City	.265	85	234	28	62	11	3	1	25	1	1	2	29	21	4	1	11
1992	Milwaukee	.270	148	540	74	146	35	1	5	71	7	9	2	57	44	13	11	12
1993	Oakland	.255	73	255	24	65	10	2	4	27	2	4	1	27	33	4	7	7
	Milwaukee	.290	47	162	21	47	6	0	7	30	1	1	1	17	15	3	0	5
1994	Milwaukee	.314	80	309	44	97	24	2	5	49	4	3	2	30	38	2	1	11
	Beloit#	.333	3	12	3	4	3	0	0	3	0	0	0	0	0	2	0	0
1995	Milwaukee	.311	132	492	56	153	33	3	5	69	5	3	6	64	57	2	0	10
1996	Milwaukee	.316	132	490	74	155	25	3	12	62	5	5	4	73	68	6	1	5
	Cleveland	.386	22	83	11	32	10	0	1	16	0	0	1	14	11	0	0	0
1997	Cleveland	.268	64	198	27	53	14	0	2	24	2	2	0	18	25	0	0	3
<b>Minor Totals</b>		<b>.318</b>	<b>487</b>	<b>1,659</b>	<b>336</b>	<b>528</b>	<b>79</b>	<b>24</b>	<b>27</b>	<b>268</b>	<b>7</b>	<b>22</b>	<b>22</b>	<b>370</b>	<b>215</b>	<b>95</b>	<b>35</b>	<b>100</b>
<b>Major Totals</b>		<b>.295</b>	<b>1,439</b>	<b>5,278</b>	<b>739</b>	<b>1,557</b>	<b>285</b>	<b>35</b>	<b>74</b>	<b>613</b>	<b>39</b>	<b>41</b>	<b>35</b>	<b>669</b>	<b>617</b>	<b>80</b>	<b>49</b>	<b>156</b>

Bold indicates led league; #Injury rehabilitation assignment.

## DIVISION SERIES RECORD

Year	Club, Opp.	AVG	G	AB	R	H	2B	3B	HR	RBI	SH	SF	HP	BB	SO	SB	CS	E
1996	Cle. vs. Bal.	.294	4	17	1	5	1	0	0	4	0	0	0	2	4	1	0	1
1997	Cle. vs. NYY	.000	1	4	0	0	0	0	0	0	0	0	0	0	0	0	0	0
<b>D.S. Totals</b>		<b>.238</b>	<b>5</b>	<b>21</b>	<b>1</b>	<b>5</b>	<b>1</b>	<b>0</b>	<b>0</b>	<b>4</b>	<b>0</b>	<b>0</b>	<b>0</b>	<b>2</b>	<b>4</b>	<b>1</b>	<b>0</b>	<b>1</b>

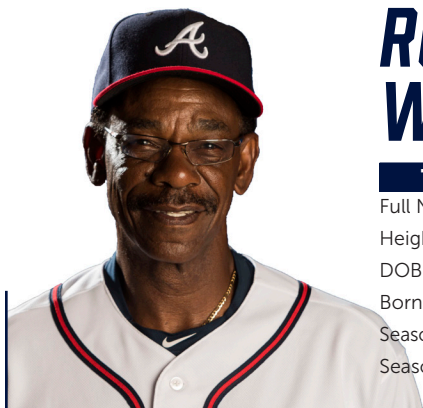
## LEAGUE CHAMPIONSHIP SERIES RECORD

Year	Club, Opp.	AVG	G	AB	R	H	2B	3B	HR	RBI	SH	SF	HP	BB	SO	SB	CS	E
1997	Cle. vs. Bal.	.000	4	4	0	0	0	0	0	0	1	0	0	1	2	0	0	0

## WORLD SERIES RECORD

Year	Club, Opp.	AVG	G	AB	R	H	2B	3B	HR	RBI	SH	SF	HP	BB	SO	SB	CS	E
1997	Cle. vs. Fla.	.000	1	1	0	0	0	0	0	0	0	0	0	0	0	0	0	0





# RON WASHINGTON

# 37

## THIRD BASE COACH

Full Name: **Ronald Washington**

Height: **5-11**

Weight: **168**

DOB: **April 29, 1952**

Opening Day Age: **67**

Born: **New Orleans, LA**

Resides: **New Orleans, LA**

Seasons on the Braves Coaching Staff: **4th**

Seasons on a Major League Coaching Staff: **25th**

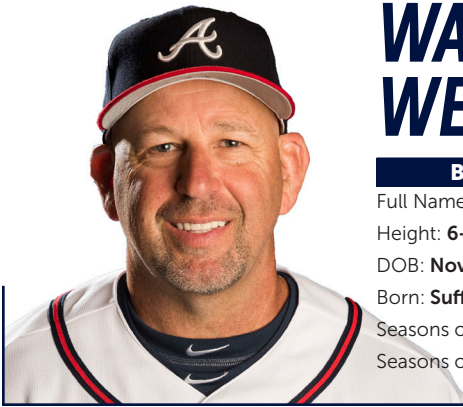
- In his fourth season on Atlanta's staff, Ron Washington serves as the third base coach, while also working extensively with Atlanta's infielders.
  - ▲ 2B Ozzie Albies and 3B Josh Donaldson were Gold Glove finalists in 2019, while 10-year veteran Freddie Freeman won his first career Gold Glove award in 2018.
- After managing the Texas Rangers from 2007-14, Washington returned to the Oakland A's organization as a Major League coach in May 2015...The 2016 season, his last with Oakland, was his 13th overall year with the organization.
- He began his Major League coaching career in 1996 when he was named as the A's first base coach.
- He moved across the diamond to third base in 1997 and remained there until he was hired by the Rangers following the 2006 season.
- Washington also worked with the A's infielders, and Oakland led the American League in fielding in 2004 and 2005 before finishing second in 2006...He was also instrumental in the development of six-time Gold Glove third baseman Eric Chavez.
- Washington was hired as manager by Texas on November 6, 2006 and won more games than any manager in Rangers and Senators history, compiling a 664-611 (.521) record in eight seasons.
- He guided Texas to back-to-back World Series appearances in 2010 and 2011 and the Rangers posted four consecutive 90-win seasons from 2010 to 2013, including a 96-win season in 2011.
- Texas finished first or second in the American League West under Washington for six consecutive seasons from 2008-13.
- The Rangers were 53-87 when he resigned on September 5, 2014.
- He managed the American League All-Star team in 2011 and 2012.
- Washington's coaching career began in 1991 at Tidewater, the Mets Triple-A affiliate in the International League...He spent two seasons there before taking over as manager of New York's Single-A Columbia Bombers of the South Atlantic League.
- In 1993 he guided the Bombers to a 64-77 record and Columbia finished 59-76 in 1994.
- In 1995, he returned as a coach for the Mets Triple-A affiliate, now at Norfolk.
- The former infielder spent all or parts of 10 seasons in the major leagues with Los Angeles, Minnesota, Baltimore, Cleveland and Houston.
- He made his debut with the Dodgers in 1977 and, despite hitting .368 in 10 games, did not return to the majors until 1981 with Minnesota.
- The New Orleans native hit .271 with a career-high 5 HR and 39 RBI in his first full season in the majors in 1982 and he batted a career-high .294 for the Twins in 1984.
- Washington was released by the Twins prior to the 1987 season and played 26 games for Baltimore that year.
- He played 69 games with Cleveland in 1988 and seven games for the Astros in 1989.
- Washington finished his professional playing career with the Texas Rangers Triple-A Oklahoma City farm team in 1990.
- Washington graduated from John McDonogh High School in 1970 and attended Manatee Junior College...He was signed as a free agent by Kansas City out of the Royals Baseball Academy.
- Ron and his, wife, Geraldine live in New Orleans, La.

# COMPLETE RECORD

Year	Club	AVG	G	AB	R	H	2B	3B	HR	RBI	SH	SF	HP	BB	SO	SB	CS	E
1971	GCL Royals	.291	38	127	29	37	2	6	1	23	1	2	3	9	20	13	1	3
1972	Waterloo	.228	76	241	37	55	3	1	1	30	0	1	5	20	58	42	4	8
1973	Waterloo	.277	85	289	35	80	13	5	6	34	3	1	2	20	45	16	8	29
1974	San Jose	.245	109	425	49	104	16	3	2	41	2	4	3	28	86	51	19	33
1975	Jacksonville	.228	96	267	22	61	7	1	0	20	7	2	2	21	39	18	9	22
1976	Waterbury	.294	115	436	61	128	9	10	4	32	9	1	8	29	45	14	6	26
1977	San Antonio	.278	39	158	24	44	8	4	0	13	1	2	0	14	22	6	1	12
	Albuquerque	.323	85	359	71	116	17	8	8	59	1	5	2	21	44	19	8	33
	Los Angeles (NL)	.368	10	19	4	7	0	0	0	1	0	0	1	0	2	1	1	3
1978	Albuquerque	.344	31	122	26	42	10	3	5	32	2	1	3	4	10	7	2	8
1979	Tidewater	.264	83	273	18	72	13	4	1	26	3	4	4	19	56	4	1	13
	Veracruz	---	-	-	-	-	-	-	-	-	-	-	-	-	-	-	-	-
1980	Toledo	.287	114	407	62	117	31	5	3	36	14	6	5	18	81	19	5	30
1981	Toledo	.289	138	544	84	157	27	8	15	54	10	5	3	32	99	37	15	26
	Minnesota	.226	28	84	8	19	3	1	0	5	1	0	1	4	14	4	1	8
1982	Minnesota	.271	119	451	48	122	17	6	5	39	2	3	0	14	79	3	3	13
1983	Minnesota	.246	99	317	28	78	7	3	4	26	3	1	1	22	50	10	5	16
1984	Minnesota	.294	88	197	25	58	11	5	3	23	1	3	1	4	31	1	1	4
1985	Minnesota	.274	70	135	24	37	6	4	1	14	3	3	0	8	15	5	1	7
1986	Toledo	.268	49	198	22	53	6	1	3	19	2	2	0	12	32	8	5	9
	Minnesota	.257	48	74	15	19	3	0	4	11	2	2	0	3	21	1	2	2
1987	Rochester	.320	70	272	50	87	17	1	15	43	0	3	3	10	62	8	7	6
	Baltimore	.203	26	79	7	16	3	1	1	6	1	0	0	1	15	0	1	0
1988	Cleveland	.256	69	223	30	57	14	2	2	21	3	1	5	9	35	3	3	17
1989	Tucson	.320	92	331	40	106	19	4	5	58	3	5	1	15	40	2	2	19
1989	Houston	.143	7	7	1	1	1	0	0	0	0	0	0	0	4	0	0	0
1990	Oklahoma City	.238	101	357	37	85	15	6	1	23	1	1	0	5	60	7	4	18
<b>Minors Totals</b>		<b>.280</b>	<b>1321</b>	<b>4806</b>	<b>667</b>	<b>1344</b>	<b>213</b>	<b>70</b>	<b>70</b>	<b>543</b>	<b>59</b>	<b>45</b>	<b>44</b>	<b>277</b>	<b>799</b>	<b>271</b>	<b>97</b>	<b>295</b>
<b>Majors Totals</b>		<b>.261</b>	<b>564</b>	<b>1586</b>	<b>190</b>	<b>414</b>	<b>65</b>	<b>22</b>	<b>20</b>	<b>146</b>	<b>16</b>	<b>13</b>	<b>9</b>	<b>65</b>	<b>266</b>	<b>28</b>	<b>18</b>	<b>70</b>

# MANAGERIAL RECORD

Year	Club / League	Overall W-L	Pct.	Pos.
1993	New York (NL)/Capital City (A)	64-77	.454	6th
1994	New York (NL)/Capital City (A)	59-76	.437	5th
2007	Texas/American	75-87	.463	4th
2008	Texas/American	79-83	.488	2nd
2009	Texas/American	87-75	.537	2nd
2010	Texas/American	90-72	.556	1st
2011	Texas/American	96-66	.593	1st
2012	Texas/American	93-69	.574	2nd
2013	Texas/American	91-72	.558	2nd
2014	Texas/American	67-95	.414	5th
<b>Majors Totals</b>		<b>678-619</b>	<b>.523</b>	
<b>Minors Totals</b>		<b>123-153</b>	<b>.440</b>	



# WALT WEISS

# 4

## BENCH COACH

Full Name: **Walter William Weiss**

Height: **6-0**

Weight: **210**

DOB: **November 28, 1963**

Opening Day Age: **56**

Born: **Suffern, NY**

Resides: **Castle Rock, CO**

Seasons on the Braves Coaching Staff: **3rd**

Seasons on a Major League Coaching Staff: **7th**

- The 2020 season marks Walt Weiss' third season on the Braves coaching staff and his seventh on a major league bench...Named the club's bench coach on November 10, 2017.
- Prior to joining the Braves' staff, served as Colorado's manager from 2013-16...Named the sixth manager in Rockies history on 11/7/12, replacing Jim Tracy...Went 283-365 (.437) overall...Stepped down on October 3, 2016.
- He moved to the bench from 2002-08 after serving with Colorado as a special assistant to the general manager for seven seasons...As a special assistant, Weiss supported the major league coaching staff and also spent time working in the organizations' player development system.
- In between his roles with Colorado, Weiss was an assistant coach (2009-11) and head coach (2012) at Regis Jesuit High School in Aurora, CO...He also served as an assistant football coach at Regis for three seasons.
- Played in parts of 14 seasons with Oakland (1987-1992), Florida (1993), Colorado (1994-97) and Atlanta (1998-2000)...He compiled a career .258 average (1,207-for-4,686) along with 623 runs, 182 doubles, 31 triples, 25 home runs, 386 RBI, 658 walks and 658 strikeouts in 1,495 games.
- Was a member of four World Series teams, including the 1989 World Champion Oakland A's.
- Won the 1988 AL Rookie of the Year and was named as a 1998 All-Star in his first season with the Braves.
- Weiss played in 46 career postseason games, including 12 World Series games.
- Over three seasons with Atlanta, hit .257 (210-for-818) in 286 games.
- Weiss played for two Hall-of-Fame managers: Tony LaRussa in Oakland and Bobby Cox in Atlanta.
- Selected 11th overall in the 1985 draft by Oakland...Was also drafted in the 10th round of the 1982 draft before deciding to attend the University of North Carolina.
- Weiss and his wife, Terri, have four sons, Blake, Brody, Bo and Brock... Brody was selected by the Rockies in the 22nd round of the 2012 First-Year Player Draft while Bo, a right-handed pitcher was picked in the 29th round of the 2016 draft by New York (AL) but did not sign and decided to attend Walt's alma mater, the University of North Carolina.

## MANAGERIAL RECORD

Year	Club / League	Overall W-L	Pct.	Pos.
2013	Colorado/National	74-88	.457	5th
2014	Colorado/National	66-96	.407	4th
2015	Colorado/National	68-94	.420	5th
2016	Colorado/National	75-87	.463	3rd
<b>Majors Totals</b>		<b>283-365</b>	<b>.437</b>	

**COMPLETE RECORD**

Year	Club	AVG	G	AB	R	H	2B	3B	HR	RBI	SH	SF	HP	BB	SO	SB	CS	E
1985	Pocatello	.310	40	158	19	49	9	3	0	21	0	4	1	12	18	6	0	11
	Modesto	.197	30	122	17	24	4	1	0	7	1	0	0	12	20	3	3	7
1986	Huntsville	.250	46	160	19	40	2	1	0	13	1	1	2	11	39	5	1	11
	Madison	.301	84	322	50	97	15	5	2	54	0	6	1	33	66	12	5	20
1987	Huntsville	.285	91	337	43	96	16	2	1	32	6	2	2	47	67	23	3	17
	Tacoma	.263	46	179	35	47	4	3	0	17	2	1	1	28	31	9	3	11
	Oakland	.462	16	26	3	12	4	0	0	1	1	0	0	2	2	1	2	1
1988	Oakland	.250	147	452	44	113	17	3	3	39	8	7	9	35	56	4	4	15
1989	Modesto	.375	5	8	1	3	0	0	0	1	0	1	1	4	1	0	0	0
	Tacoma	.111	2	9	1	1	1	0	0	1	0	0	0	0	0	0	0	1
	Oakland	.233	84	236	30	55	11	0	3	21	5	0	1	21	39	6	1	15
1990	Oakland	.265	138	445	50	118	17	1	2	35	6	4	4	46	53	9	3	12
1991	Oakland	.226	40	133	15	30	6	1	0	13	1	2	0	12	14	6	0	5
1992	Tacoma	.231	4	13	2	3	1	0	0	3	0	1	0	2	1	0	1	1
	Oakland	.212	103	316	36	67	5	2	0	21	11	4	1	43	39	6	3	19
1993	Florida	.266	158	500	50	133	14	2	1	39	5	4	3	79	73	7	3	15
1994	Colorado	.251	110	423	58	106	11	4	1	32	4	3	0	56	58	12	7	13
1995	Colorado	.260	137	427	65	111	17	3	1	25	6	1	5	98	57	15	3	16
1996	Colorado	.282	155	517	89	146	20	2	8	48	14	6	6	80	78	10	2	30
1997	Colorado	.270	121	393	52	106	23	5	4	38	7	1	2	66	56	5	2	10
1998	Atlanta	.280	96	347	64	97	18	2	0	27	12	3	3	59	53	7	1	12
1999	Atlanta	.226	110	279	38	63	13	4	2	29	6	4	3	35	48	7	3	12
2000	Atlanta	.260	80	192	29	50	6	2	0	18	3	3	3	26	32	1	1	15
<b>Minor Totals</b>		<b>.275</b>	<b>348</b>	<b>1,308</b>	<b>187</b>	<b>360</b>	<b>52</b>	<b>15</b>	<b>3</b>	<b>149</b>	<b>10</b>	<b>16</b>	<b>8</b>	<b>149</b>	<b>243</b>	<b>58</b>	<b>16</b>	<b>79</b>
<b>A.L. Totals</b>		<b>.246</b>	<b>528</b>	<b>1,608</b>	<b>178</b>	<b>395</b>	<b>60</b>	<b>7</b>	<b>8</b>	<b>130</b>	<b>32</b>	<b>17</b>	<b>15</b>	<b>159</b>	<b>203</b>	<b>32</b>	<b>13</b>	<b>67</b>
<b>N.L. Totals</b>		<b>.264</b>	<b>967</b>	<b>3,078</b>	<b>445</b>	<b>812</b>	<b>122</b>	<b>24</b>	<b>17</b>	<b>256</b>	<b>57</b>	<b>25</b>	<b>25</b>	<b>499</b>	<b>455</b>	<b>64</b>	<b>22</b>	<b>123</b>
<b>Atlanta Totals</b>		<b>.257</b>	<b>286</b>	<b>818</b>	<b>131</b>	<b>210</b>	<b>37</b>	<b>8</b>	<b>2</b>	<b>74</b>	<b>21</b>	<b>10</b>	<b>9</b>	<b>120</b>	<b>133</b>	<b>15</b>	<b>5</b>	<b>39</b>
<b>Major Totals</b>		<b>.258</b>	<b>1,495</b>	<b>4,686</b>	<b>623</b>	<b>1,207</b>	<b>182</b>	<b>31</b>	<b>25</b>	<b>386</b>	<b>89</b>	<b>42</b>	<b>40</b>	<b>658</b>	<b>658</b>	<b>96</b>	<b>35</b>	<b>190</b>

**DIVISIONAL SERIES RECORD**

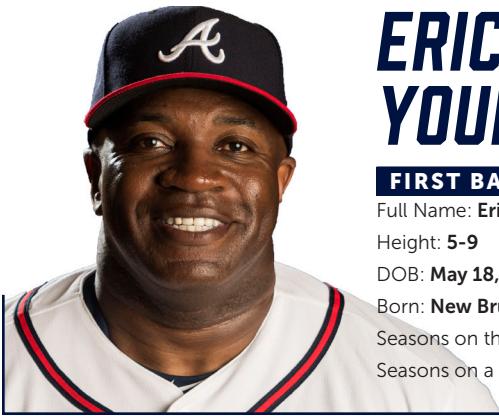
Year	Club, Opp.	AVG	G	AB	R	H	2B	3B	HR	RBI	SH	SF	HP	BB	SO	SB	CS	E
1995	Col. vs. Atl.	.167	4	12	1	2	0	0	0	0	0	0	1	3	3	1	0	0
1998	Atl. vs. Chi.	.154	3	13	2	2	0	0	0	0	0	0	0	1	3	0	0	0
1999	Atl. vs. Hou.	.167	3	6	1	1	0	0	0	0	0	0	0	0	2	0	0	0
2000	Atl. vs. Stl.	.667	1	3	0	2	1	0	0	2	0	0	0	0	0	0	0	0
<b>D.S. Totals</b>		<b>.206</b>	<b>11</b>	<b>34</b>	<b>4</b>	<b>7</b>	<b>1</b>	<b>0</b>	<b>0</b>	<b>2</b>	<b>0</b>	<b>0</b>	<b>1</b>	<b>4</b>	<b>8</b>	<b>1</b>	<b>0</b>	<b>0</b>

**LEAGUE CHAMPIONSHIP SERIES RECORD**

Year	Club, Opp.	AVG	G	AB	R	H	2B	3B	HR	RBI	SH	SF	HP	BB	SO	SB	CS	E
1988	Oak. vs. Bos.	.333	4	15	2	5	2	0	0	2	0	0	0	0	4	0	0	0
1989	Oak. vs. Tor.	.111	4	9	2	1	1	0	0	0	1	0	0	1	1	1	0	0
1990	Oak. vs. Bos.	.000	2	7	2	0	0	0	0	0	0	0	0	2	2	0	0	1
1992	Oak. vs. Tor.	.167	3	6	1	1	0	0	0	0	0	0	0	2	1	2	0	0
1998	Atl. vs. SD	.200	4	15	0	3	0	0	0	1	0	0	0	2	5	1	0	0
1999	Atl. vs. NYM	.286	6	21	2	6	2	0	0	1	1	0	0	2	4	2	0	1
<b>L.C.S. Totals</b>		<b>.219</b>	<b>23</b>	<b>73</b>	<b>9</b>	<b>16</b>	<b>5</b>	<b>0</b>	<b>0</b>	<b>4</b>	<b>2</b>	<b>0</b>	<b>0</b>	<b>9</b>	<b>6</b>	<b>17</b>	<b>0</b>	<b>2</b>

**WORLD SERIES RECORD**

Year	Club, Opp.	AVG	G	AB	R	H	2B	3B	HR	RBI	SH	SF	HP	BB	SO	SB	CS	E
1988	Oak. vs. LA	.063	5	16	1	1	0	0	0	0	1	0	0	0	2	1	0	1
1989	Oak. vs. SF	.133	4	15	3	2	0	0	1	1	0	0	0	2	2	0	0	0
1999	Atl. vs. NYY	.222	3	9	1	2	0	0	0	0	0	0	0	0	1	0	0	0
<b>W.S. Totals</b>		<b>.125</b>	<b>12</b>	<b>40</b>	<b>5</b>	<b>5</b>	<b>0</b>	<b>0</b>	<b>1</b>	<b>1</b>	<b>1</b>	<b>0</b>	<b>0</b>	<b>2</b>	<b>5</b>	<b>1</b>	<b>0</b>	<b>1</b>



# ERIC YOUNG SR.

# 2

## FIRST BASE/ OUTFIELD COACH

Full Name: **Eric Orlando Young**

Height: **5-9**

Weight: **180**

DOB: **May 18, 1967**

Opening Day Age: **52**

Born: **New Brunswick, NJ**

Resides: **Cypress, TX**

Seasons on the Braves Coaching Staff: **3rd**

Seasons on a Major League Coaching Staff: **8th**

- In his third season with the Braves, Eric Young Sr. serves as the first base coach along with overseeing the club's outfield instruction.
- Prior to joining the Braves, served as Colorado's first base/baserunning/outfield coach from 2014-16...Served on Walt Weiss' staff.
- Prior to joining Colorado's staff, worked for two seasons from 2011-12 as the first base coach for the Arizona Diamondbacks.
- Started his coaching career in 2010 as Houston's minor league outfield and baserunning instructor.
- Spent 2007-09 working as an in-studio analyst for ESPN's "Baseball Tonight."
- Played in the majors for 15 seasons, finishing with a .283 (1,731-6,119) career average in 1,730 games for seven different teams (Los Angeles-NL, 1992, 1997-99; Colorado, 1993-97; Chicago-NL, 2000-01; Milwaukee, 2002-03; San Francisco, 2003; Texas, 2004, 2006; San Diego, 2005-06).
- He made his MLB debut in 1992 with the Dodgers before Colorado selected him in the 11th round of the Expansion Draft later that year.
- A second baseman and outfielder, Young went to his lone All-Star game in 1996, while also winning the Silver Slugger award that season after finishing with a .324 average, 113 runs and a National League-high 53 stolen bases.
- From his debut season in 1992 through his final MLB season in 2006, Young stole 465 bases, the second most in the majors...Stole at least 40 bases in six different seasons (1993, 1996-2000).
- Was a 43rd-round draft choice of Los Angeles (NL) out of Rutgers University in 1989...Graduated in 1985 from New Brunswick High School (NJ), where he played baseball, football and basketball...Also played football at Rutgers and was inducted into the school's Hall of Fame in 1999.
- He has two sons, Eric Jr. and Dallas...Eric Jr., has played for five different teams over a 10-year career...Eric Jr. played 35 games with Atlanta in 2015.

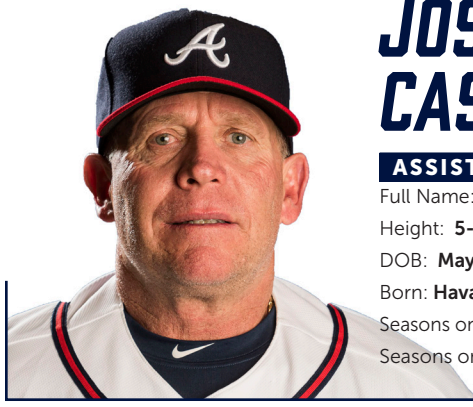
## COMPLETE RECORD

Year	Club	AVG	G	AB	R	H	2B	3B	HR	RBI	SH	SF	HP	BB	SO	SB	CS	E
1989	GCL Dodgers	.330	56	197	53	65	11	5	2	22	1	1	3	33	16	41	10	15
1990	Vero Beach	.287	127	460	101	132	23	7	2	50	5	4	6	69	35	76	16	25
1991	San Antonio	.280	127	461	82	129	17	4	3	35	8	1	2	67	36	70	26	13
	Albuquerque	.400	1	5	0	2	0	0	0	0	0	0	0	0	0	0	0	0
1992	Albuquerque	.337	94	350	61	118	16	5	3	49	13	7	4	33	18	28	11	20
	Los Angeles (NL)	.258	49	132	9	34	1	0	1	11	4	0	0	8	9	6	1	9
1993	Colorado	.269	144	490	82	132	16	8	3	42	4	4	4	63	41	42	19	18
1994	Colorado	.272	90	228	37	62	13	1	7	30	5	2	2	38	17	18	7	2
1995	Colorado	.317	120	366	68	116	21	9	6	36	3	1	5	49	29	35	12	11
1996	New Haven	.067	3	15	0	1	0	0	0	0	0	0	0	0	3	0	0	0
	Salem	.300	3	10	2	3	3	0	0	0	0	0	0	3	1	2	0	2
	Colorado Springs	.261	7	23	4	6	1	1	0	3	0	0	0	5	1	0	0	3
	Colorado	.324	141	568	113	184	23	4	8	74	2	5	21	47	31	53	19	12
1997	Colorado	.282	118	468	78	132	29	6	6	45	8	5	5	57	37	32	12	15
	Los Angeles (NL)	.273	37	154	28	42	4	2	2	16	2	1	4	14	17	13	2	3
1998	Los Angeles (NL)	.285	117	452	78	129	24	1	8	43	9	2	5	45	32	42	13	13
1999	San Bernardino	.250	3	12	0	3	0	0	0	0	0	0	0	2	0	0	0	2
	Los Angeles (NL)	.281	119	456	73	128	24	2	2	41	6	4	5	63	26	51	22	9
2000	Chicago (NL)	.297	153	607	98	180	40	2	6	47	7	5	8	63	39	54	7	15
2001	Chicago (NL)	.279	149	603	98	168	43	4	6	42	15	3	9	42	45	31	14	12
2002	Milwaukee	.280	138	496	57	139	29	3	3	28	8	4	6	39	38	31	11	12
2003	Milwaukee	.260	109	404	71	105	18	1	15	31	2	1	4	48	34	25	7	15
	San Francisco	.197	26	71	9	14	2	0	0	3	0	1	1	9	10	3	5	1
2004	Texas	.288	104	344	55	99	25	2	1	27	4	3	8	43	28	14	9	9
2005	Portland	.000	5	16	3	0	0	0	0	0	0	0	0	6	2	0	0	0
	San Diego	.275	56	142	22	39	9	0	2	12	3	0	0	18	12	7	6	3
2006	San Diego	.203	56	128	19	26	5	0	3	13	1	3	2	13	16	8	2	1
	Oklahoma	.222	9	27	3	6	2	3	0	1	0	0	2	4	4	0	2	0
	Texas	.200	4	10	1	2	1	1	0	2	1	0	0	1	1	0	0	0
<b>Minor Totals</b>		<b>.295</b>	<b>435</b>	<b>1576</b>	<b>309</b>	<b>465</b>	<b>73</b>	<b>25</b>	<b>10</b>	<b>160</b>	<b>27</b>	<b>13</b>	<b>17</b>	<b>220</b>	<b>118</b>	<b>217</b>	<b>65</b>	<b>80</b>
<b>A.L. Totals</b>		<b>.285</b>	<b>108</b>	<b>354</b>	<b>56</b>	<b>101</b>	<b>26</b>	<b>3</b>	<b>1</b>	<b>29</b>	<b>5</b>	<b>3</b>	<b>8</b>	<b>44</b>	<b>29</b>	<b>14</b>	<b>9</b>	<b>9</b>
<b>N.L. Totals</b>		<b>.283</b>	<b>1622</b>	<b>5765</b>	<b>940</b>	<b>1630</b>	<b>301</b>	<b>43</b>	<b>78</b>	<b>514</b>	<b>79</b>	<b>41</b>	<b>81</b>	<b>616</b>	<b>433</b>	<b>451</b>	<b>159</b>	<b>151</b>
<b>Major Totals</b>		<b>.283</b>	<b>1730</b>	<b>6119</b>	<b>996</b>	<b>1731</b>	<b>327</b>	<b>46</b>	<b>79</b>	<b>543</b>	<b>84</b>	<b>44</b>	<b>89</b>	<b>660</b>	<b>462</b>	<b>465</b>	<b>168</b>	<b>160</b>

## DIVISIONAL SERIES RECORD

Year	Club, Opp.	AVG	G	AB	R	H	2B	3B	HR	RBI	SH	SF	HP	BB	SO	SB	CS	E
1995	Col. vs. Atl.	.438	4	16	3	7	1	0	1	2	0	0	0	2	2	1	0	3
2005	SD vs. Atl.	.333	3	6	2	2	0	0	1	3	0	0	0	0	0	0	0	0
<b>D.S. Totals</b>		<b>.409</b>	<b>7</b>	<b>22</b>	<b>5</b>	<b>9</b>	<b>1</b>	<b>0</b>	<b>2</b>	<b>5</b>	<b>0</b>	<b>0</b>	<b>0</b>	<b>2</b>	<b>2</b>	<b>1</b>	<b>0</b>	<b>3</b>





# JOSÉ CASTRO

# 59

## ASSISTANT HITTING COACH

Full Name: **José Castro**

Height: **5-9**

Weight: **190**

DOB: **May 5, 1958**

Opening Day Age: **61**

Born: **Havana, Cuba**

Resides: **Miami, FL**

Seasons on the Braves Coaching Staff: **6th**

Seasons on a Major League Coaching Staff: **7th**

- José Castro joined the Braves in October 2014 and is in his sixth season with the club...He assists hitting coach Kevin Seitzer in every aspect of the Braves' hitting program.
- Castro spent the 2014 season as the quality assurance coach for the Chicago Cubs and has more than 26 years' experience as a minor-league hitting coordinator or hitting coach in the Montreal, Florida, San Diego and Seattle organizations.
- Served as Seattle's interim hitting coach in 2008.
- A former infielder, Castro was a 27th-round pick of Philadelphia in the 1977 June draft.
- He posted a .275 batting average during his 14-year minor league career, which saw him ascend as high as Triple-A in stints with the Philadelphia Phillies, Chicago White Sox, Toronto Blue Jays, Kansas City Royals and Montreal Expos.
- Castro retired as a player and began his coaching career in 1990 with Montreal, handling hitting coach duties at Single-A Jamestown.
- From 1992 to 2001, he was a minor league hitting coach in the Florida Marlins system, before returning to Montreal in 2002 and 2003.
- He worked as a minor league hitting coach in the San Diego Padres system for five seasons, from 2003 to 2007, including three seasons (2005-07) at Triple-A Portland.
- Castro began the 2008 season as the Mariners' minor league hitting coordinator before he was promoted to Major League hitting coach on June 19, following manager John McLaren's firing.
- Castro returned to his minor league hitting coordinator duties for the 2009 and 2010 seasons.
- He graduated from Jackson Senior High School in Miami, Fla., in 1977.
- He and his wife, Lisa, have two children, Rachel and Matthew, and reside in Miami.

## COMPLETE RECORD

Year	Club	AVG	G	AB	R	H	2B	3B	HR	RBI	SH	SF	HP	BB	SO	SB	CS	E
1977	Auburn	.246	61	191	29	47	8	1	1	8	0	1	2	18	37	0	2	15
1978	Spartanburg	.280	130	465	65	130	20	5	9	61	5	6	5	59	53	9	5	44
1979	Peninsula	.273	66	245	37	67	10	3	7	32	2	0	0	22	27	6	1	6
	Reading	.303	20	76	11	23	2	1	0	7	2	0	0	4	11	0	1	8
1980	Reading	.310	117	426	71	132	15	5	6	59	8	10	0	46	40	8	0	25
1981	Oklahoma City	.303	122	406	68	123	27	5	11	76	4	7	2	46	64	3	3	21
1982	Edmonton	.263	129	487	74	128	30	4	10	80	2	5	4	42	71	5	6	16
1983	Denver	.250	88	288	42	72	10	1	8	37	3	4	1	24	40	2	2	13
1984	Denver	.316	129	433	70	137	32	4	12	67	1	1	0	57	45	7	2	21
1985	Buffalo	.240	134	454	68	109	17	1	8	50	1	7	2	65	77	2	7	18
1986	Syracuse	.288	122	413	52	119	19	3	12	54	5	5	1	45	34	0	8	23
1987	Syracuse	.277	61	184	26	51	14	0	5	21	0	1	5	21	14	0	1	1
1988	Omaha	.270	112	385	62	104	17	3	10	44	1	3	1	49	49	0	2	21
1989	Omaha	.248	106	367	20	91	17	1	2	33	0	2	4	29	38	1	3	16
1990	Indianapolis	.163	19	49	1	8	1	0	1	4	0	0	1	7	13	0	1	2
<b>Minor Totals</b>		<b>.275</b>	<b>1416</b>	<b>4869</b>	<b>696</b>	<b>1341</b>	<b>239</b>	<b>37</b>	<b>102</b>	<b>633</b>	<b>34</b>	<b>52</b>	<b>28</b>	<b>534</b>	<b>613</b>	<b>43</b>	<b>44</b>	<b>250</b>





# JIMMY LEO

# 97

## BULLPEN CATCHER

Full Name: **James Peter Leo**

Height: **5-8**

Weight: **190**

DOB: **November 17, 1992**

Opening Day Age: **27**

Born: **Boca Raton, FL**

Resides: **Boca Raton, FL**

- Jimmy Leo is in his third season as one of the club's bullpen catchers...Joined the organization during spring training in 2018.
- Prior to joining for the Braves, worked with Oakland as minor league video assistant.
- Began his professional career with Miami, working as a video intern in the club's minor league system, first for Single-A Batavia in 2015 and then for Single-A Jupiter in 2016.
- Caught at Flagler College in St. Augustine, Fla... Graduated from the school in 2015 with a degree in sport management.
- A native of Boca Raton, Fla., Leo resides in Phoenix, Ariz.



# JOSÉ YÉPEZ

# 96

## BULLPEN CATCHER

Full Name: **José Ricardo Yépez**

Height: **6-0**

Weight: **205**

DOB: **June 19, 1981**

Opening Day Age: **38**

Born: **Carora, Venezuela**

Resides: **Clearwater, FL**

- Former Braves minor-league catcher José Yépez is in his fifth season on the Atlanta staff after joining the club as a bullpen catcher in May 2016...He began the 2016 campaign as a coach with the Class-A Rome Braves.
- Yépez enjoyed a 15-year minor-league career, from 2001 to 2015, playing with the Braves for the final four years of his career.
- Also played in Seattle's system after beginning his career in the Toronto organization.
- A native of Carora, Venezuela, Yépez now resides in Clearwater, Fla., with his wife, Leanna, and son, Jerek.



# TOMÁS PÉREZ

# 98

## BATTING PRACTICE PITCHER

Full Name: **Tomás Orlando Pérez García**

Height: **5-11**

Weight: **195**

DOB: **December 29, 1973**

Opening Day Age: **46**

Born: **Barquisimeto, VZ**

Resides: **Orlando, FL**

- Tomás Pérez is in his third season as batting practice pitcher on Atlanta's major league staff, and his sixth season in the organization...He coached in the Braves' minor league system from 2015-17.
- A veteran of 12 MLB seasons, Pérez appeared with Toronto (1995-98), Philadelphia (2000-05), Tampa Bay (2006) and Houston (2008)
- A native of Barquisimeto, Venezuela, Pérez and his wife, Andrea, reside in Orlando, Fla.

# MEDICAL & STRENGTH STAFF

## GEORGE C. POULIS Director of Player Health/Head Athletic Trainer



- George C. Poulis begins his third season with the Braves as director of player health/head athletic trainer...Named to his position on December 5, 2017.
- Prior to joining the Braves, spent 18 years with the Toronto Blue Jays, including the last 15 as the club's head athletic trainer...Served as the Blue Jays' assistant athletic trainer for three seasons before his promotion to the head role.
- Prior to the Blue Jays, he was an athletic trainer in the San Diego Padres' minor league system for 10 years.
- He worked his way up through the Padres' Minor League system with stops in Waterloo, Iowa (Single A); Wichita, Kan.; Memphis, Tenn.; Mobile, Ala. (Double A); and Las Vegas, NV (Triple A)... At the conclusion of the 1998 Minor League season, Poulis assisted the San Diego Padres' Athletic Training Staff during the 1998 playoffs and World Series.
- Worked in professional sports for the first time in 1986, serving as an athletic training intern for the NFL's Cleveland Browns.
- A Cleveland native, Poulis earned his undergraduate degree from Baldwin-Wallace College in Berea, Ohio, and earned his master's degree from the University of Alabama.
- During the off-season, Poulis, 55, and his wife, Jenny live in Florida with their three daughters, Lainey, Evy and Nicki.

## MIKE FROSTAD Assistant Athletic Trainer



- Mike Frostad begins his third season with the Braves as the club's assistant athletic trainer.
- Prior to joining the Braves, spent the last 22 seasons with the Toronto Blue Jays, including six as the team's assistant athletic trainer.
- Started his baseball career in 1996 with the Single-A St. Catharines Stompers...Also worked for rookie-level Medicine Hat (1997-1998), Single-A Hagerstown (1999-2000) and Single-A Dunedin (2001-2005).
- Named to the position of minor league medical coordinator in 2005, a position he held until the 2010 season when he was appointed to Toronto as the assistant athletic trainer.
- Returned to the role of medical coordinator in 2011 and 2012 before reassuming his post as Toronto's assistant athletic trainer in 2013.
- In 2004 and 2005 he won the Athletic Trainer of the Year Award for the Florida State League while with Dunedin... In 2005 was also the recipient of the Minor League Athletic Trainer of the Year Award.
- During the off-season, Mike, 47, resides in Redcliff, Alberta with his wife, Candice.

## JEFF PORTER *Athletic Training Advisor*



- The 2020 season marks Jeff Porter's 36th in the Braves organization and his third as advisor, athletic training.
- He spent 15 seasons from 2003-2017 as the Braves' head athletic trainer.
- Porter joined the Braves in 1985 as the assistant athletic trainer and assumed the Head Trainer duties in 2003, when Dave Pursley retired.
- A native of Wilmington, NC, Porter graduated from Burgaw High School...He received a bachelor's degree from the University of North Carolina-Wilmington in 1977 and earned his master's degree from the University of Denver in 1979.
- Following college, Porter worked his way through the minor leagues...From 1979 to 1984, he had stints with the Denver Bears, Jamestown Expos, Memphis Chicks and Indianapolis Indians.
- Porter, 64, was honored as the National League athletic trainer for the 1996 Major League Baseball All-Star Game in Philadelphia and for the 2008 All-Star Game at New York's Yankee Stadium...In 2006 he was the athletic trainer for MLB's Japan All-Star Tour.
- In 2012, Porter and Jim Lovell, the Braves' current director of team travel, were honored by the Professional Baseball Athletic Trainers Society (PBATS) as the Major League Baseball Athletic Training Staff of the Year.
- Porter is a member of the National Athletic Trainers Association and The Professional Baseball Athletic Trainers Society (PBATS)...Since 2017, he has been on the Georgia Board of Athletic Trainers.
- An avid hunter and fisherman, Porter resides in Lake Oconee, Ga...His son, David graduated from Auburn University and now attends veterinary school at the University of Georgia.

FRONT OFFICE

MANAGER & STAFF

PLAYER BIOS

SEASON IN REVIEW

PLAYER DEVELOPMENT

BRAVES HISTORY

OPPONENTS

MISCELLANEOUS

## BRAVES TEAM DOCTORS

The Braves named Dr. Gary M. Lourie the club's Head Team Physician on December 21, 2016. Dr. Lourie began working with the Braves in 2000 as an Associate Physician and is currently a partner with Hand and Upper Extremity Center of Georgia. The Braves also work with 16 other of the finest doctors in Georgia and a nutritionist.



**Dr. Tom Griffith**  
*Head Team Physician*

- |                              |                               |
|------------------------------|-------------------------------|
| <i>A</i> Dr. Tim Griffith    | <i>A</i> Dr. Jeff Webb        |
| <i>A</i> Dr. Gary M. Lourie  | <i>A</i> Dr. Jonathan Kim     |
| <i>A</i> Dr. Lee Kneer       | <i>A</i> Dr. Jeffrey Smith    |
| <i>A</i> Dr. Marvin Royster  | <i>A</i> Dr. Glenn Maron      |
| <i>A</i> Dr. Spero Karas     | <i>A</i> Dr. Hamid Sadri      |
| <i>A</i> Dr. John Xerogeanes | <i>A</i> Dr. Mark Scappaticci |
| <i>A</i> Dr. Brooks Lide     | <i>A</i> Dr. Alan Kozarsky    |
| <i>A</i> Dr. Kyle Hammond    | <i>A</i> Dr. David Ross       |
| <i>A</i> Dr. Ken Mautner     | <i>A</i> Marie Spano          |

## BRADFORD SCOTT **Head Strength and Conditioning Coach**



- Bradford Scott is in his fifth season with the Braves and his fourth season as the head strength and conditioning coach...He joined the Braves in February 2016 as performance therapist.
- Scott came to Atlanta from the University of Portland, where he had served as the Director of Athletic Performance since September 2007.
- Before his time at Portland, Scott spent a year at the University of Southern California as the head strength, speed and conditioning coach for the men's and women's basketball and men's and women's volleyball programs...He worked directly with the Trojans' 2007 NCAA Sweet 16 basketball team that had two players chosen in the 2007 NBA draft.
- Prior to his stay at USC, Scott was the director of strength, speed and conditioning at Cal State Northridge and managed the program for all 16 sports.. He interned for two years with the Anaheim Ducks of the National Hockey League from 2004-06.
- Scott also served as a graduate assistant at the University of Arizona from 2001-04 while obtaining his Master of Education degree.
- He is a 2001 graduate of the University of Massachusetts, Boston with a Bachelor of Science degree in exercise physiology.
- He is a member of the National Strength & Conditioning Association, as well as the American Massage Therapy Association.
- A native of Westwood, Mass., Scott attended Xaverian Brothers High School, where he participated in varsity football, wrestling and lacrosse.
- Bradford enjoys hiking, snowboarding and riding motorcycles.

## JORDAN WOLF **Assistant Strength and Conditioning Coach**



- Jordan Wolf is in his fourth season with the Braves as the assistant strength and conditioning coach after joining the organization in December 2016.
- He spent four seasons (2013-16) as the San Diego Padres' minor league strength and conditioning coordinator.
- Prior to his work with San Diego, Wolf served as a minor league strength and conditioning coach with the Arizona Diamondbacks organization from 2009 to 2012.
- Received a degree in kinesiology from Arizona State University...Is also a licensed massage therapist.
- Is a member of the National Strength and Conditioning Society...Also is a Registered Strength and Conditioning Coach (RSCC).
- Jordan and his wife, Lindsey, make their home in Marietta, GA.

**PETE CICINELLI** Major League Head Physical Therapist



- The 2020 season marks Pete Cicinelli's fourth full season in the organization...He has served as the team's major league head physical therapist in each of those four seasons.
- Cicinelli joined the organization in August of 2016 and worked as the minor league performance coordinator based out of the club's Florida operations facility located in Lake Buena Vista.
- Cicinelli, 31, received his doctorate degree in physical therapy in 2015 from Regis University located in Denver, Colo., and his bachelor's degree in exercise science from the University of Toledo.
- Born in Saginaw, Mich., Pete attended Swan Valley High School (Mich.), and enjoys skiing, hiking and anything outdoors.
- Pete and his wife, Lauren reside in Atlanta.

**NICK VALENCIA** Major League Assistant Physical Therapist



- The 2020 season marks Nick Valencia's fourth full season in the organization and his second as the team's major league assistant physical therapist.
- Valencia joined the organization in March of 2017 and worked as the team's rehab coordinator based out of the club's Florida facility in Lake Buena Vista.
- From March of 2014 to March of 2017, Valencia worked at an orthopedic sports medicine clinic located in Gilbert, Ariz.... There he worked with numerous professional, college, and high school athletes.
- During the spring of 2016 and 2017, Valencia provided medical support for the Tijuana Toros of the Mexican League.
- From August, 2015 to March, 2017, he worked with Phoenix Allies for Community Health (PACH) to provide free primary healthcare to marginalized communities in the greater Phoenix area.
- Valencia, 31, is a board certified orthopedic clinical specialist, completing an orthopedic physical therapy residency in 2015 at Foothills Sports Medicine Physical Therapy in Phoenix, AZ...He received his doctor of physical therapy degree in 2013 from the University of Texas at El Paso, and his bachelor's of science degree in psychology from the University of Texas at Austin in 2010.
- Born in El Paso, TX, Nick attended Socorro High School, and enjoys rock climbing, watching sports, and public speaking.

**YOSHIHIRO NISHIO** Massage Therapist



- Yoshi Nishio enters his third season as the major league massage therapist for the Braves.
- Joined the organization in March 2018.
- Prior to working for the Braves, served in the same capacity for the New York Mets for seven seasons.
- Was the massage therapist for the Oakland Athletics (2008) and Colorado Rockies (2006-2007).
- Worked in the Japanese Professional Baseball League with the Chunichi Dragons (1988-1993).
- Also worked for Major Trainers, Inc. in Tokyo from 1983-1987.
- Has also served with Japan's National Baseball team on tours to the United States, Taiwan, Cuba, Canada and several European countries.
- Yoshi, 59, and his wife, Yuki, reside in Irvine, CA, with their son, Takuya.

# CLUBHOUSE STAFF

## JIM LOVELL **Director of Team Travel**

- Begins his third season as the club's director of team travel after being named to the position in January 2018.
  - His primary responsibility is to handle the team's travel, including all transportation and hotel logistics.
  - Served as the club's assistant athletic trainer from 2003-2017.
  - Prior to joining the major league staff in 2003, worked 18 seasons in the Braves' minor league system.
  - He served as the Head Minor League Athletic Trainer, coordinating the minor league medical staff, and covered the Triple-A Richmond club from 1991 to 2002.
  - He served as athletic trainer for the Triple-A All-Star game in 1991.
  - Lovell joined the Braves organization in 1985 and spent six years at Double-A Greenville, earning Southern League Trainer of the Year honors three times...He served as the trainer for the Southern League All-Star game three times.
  - Until 1992, Lovell also spent his off seasons as a part of the football program at Auburn University.
  - He served as the interim assistant trainer for the Major League club during the 1992 and 2000 seasons.
- Lovell joined the Major League club in September 2002 and was named the full-time assistant trainer the following year.
  - He was honored as National League athletic trainer for the 2012 Major League Baseball All-Star Game in Kansas City.
  - In 2012, Lovell and Braves' head athletic trainer Jeff Porter were honored by the Professional Baseball Athletic Trainers Society (PBATS) as the Major League Baseball Athletic Training Staff of the Year.
  - Lovell holds a bachelor's degree in community health and a master's degree in exercise physiology...He is a licensed Emergency Medical Technician, and certified as an athletic trainer by the National Athletic Trainer's Association.
  - An avid follower of Auburn football, Lovell is single and resides in Newnan, Ga...He enjoys golf, reading and listening to country-western music.



## JOHN HOLLAND **Director of Equipment & Clubhouse Services**

- The 2020 season marks John Holland's 52nd with the Braves and his third as director of equipment and clubhouse services...His career began as a 15-year-old bat boy in September 1968.
  - Holland became an assistant in the visiting clubhouse in 1969 and was named assistant equipment manager in 1973, a title he held through the 1982 campaign.
  - In 1983, Holland was named visiting clubhouse manager and he held that role through the 2017 season...In 2002, he was voted by his peers as the MLB Visiting Clubhouse Manager of the Year and in 2014, he served as co-equipment manager for MLB's Japan All-Star Tour.
- Holland has also served as an officer of the Major League Baseball Equipment Managers Association.
  - A native of Atlanta, Holland graduated from Columbia High School...He graduated from the University of Georgia in 1974 with a bachelor's degree in journalism.
  - Holland, 67, is an ardent fan of Georgia Bulldogs athletics...He and his wife Patty reside in Statham, Ga...They have two sons, Andrew and Nicky, and a daughter, Lauren.



## ERIC DURBAN **Assistant Equipment Manager**

- Eric Durban joined the Braves staff in 2006 and is in his 15th season with the organization...He was named to his current post in 2017.
- Durban previously worked as a bat boy, and clubhouse assistant in a part-time/seasonal capacity in the home clubhouse.
- He assists with the day-to-day operations of the Braves' clubhouse, including the ordering and maintaining of equipment and clubhouse supplies... Additionally, he attends to the needs of the players, staff and umpires.
- Durban assists with the annual moving of the team's equipment to their spring training complex in North Port, Fla.
- Born in Stone Mountain, Ga., the 32-year-old Durban graduated from St. Louis University High School in St. Louis, Mo., and earned a bachelor's degree in Journalism from the University of Missouri.
- Durban and his wife, Savannah, reside in Smyrna, Ga., with their dog, Chloe.



## CHRIS HUNTER **Assistant Equipment Manager**

- Chris Hunter joined the Braves staff in 2011 and is in his 10th season with the organization...This will be his third full season as assistant equipment manager.
- Hunter previously served in a part-time/seasonal capacity in the home clubhouse.
- He also assists with the day-to-day operation of the Braves' clubhouse, including ordering and stocking of equipment and clubhouse supplies, and attending to the needs of the players and staff.
- Hunter assists with the annual moving of the team's equipment to their spring training complex in North Port, Fla.
- A native of Gwinnett, Ga., the 36-year-old Hunter graduated from North Gwinnett High School and holds a bachelor's degree in Sport Management from the University of West Georgia...He is single and resides in Suwanee, Ga., with his dog, Bailey.



## FRED STONE **Visiting Clubhouse Manager**

- The 2020 campaign is Fred Stone's 44th in the Braves organization, his 37th with the major league club and his third as visiting clubhouse manager...In addition to his duties in Atlanta, Stone also serves as the clubhouse manager for CoolToday Park in North Port, Fla..
- A native of Richmond, Va., Stone began his career in 1977 as a member of the grounds crew for the Triple-A Richmond Braves...He later became a clubhouse assistant and then served as clubhouse manager, as well as various other roles within the club.
- Stone graduated from Chickahominy Academy in 1982 and joined Atlanta's clubhouse staff in 1984.
- The 56-year-old Stone resides in Woodstock, Ga...He enjoys golfing and is an avid NASCAR and hockey fan.



## ROB SMITH *Manager of Baseball Video Operations*

- Rob Smith is in his 26th season with the Braves and his sixth as manager of baseball video operations...He previously served 17 seasons as the club's major league video coordinator.
- Smith is responsible for overseeing the Braves' video program at every level of the organization, as well as amateur and international scouting...At the major league level, Smith is responsible for capturing video for coaching and scouting purposes, as well as pitch charting for every game.
- In addition, Smith assists the coaching staff with advance scouting and game-planning by providing supplemental statistical data and video.
- Smith oversees budgeting and staffing of the Braves' minor league video program, ensuring quality video and statistical information as well as distribution throughout the organization.
- Smith is credited with creating and maintaining a digital library of complete Braves games dating to the 1984 season.
- Smith, 48, began with the Braves in 1995 as a game day employee in corporate sponsor hospitality.
- In 1996, he served as a customer service representative in the ticket sales department, and in 1997-98 he was a marketing representative and also worked part time coordinating the Braves' video efforts.
- Born in Concord, NH, Smith graduated from Lafayette High School in Williamsburg, Va...He is a 1994 graduate of the University of Kentucky, with a degree in sport management.
- He and his wife, Carmen reside in Suwanee, Ga., with their son, Tyler.



## GROUNDS CREW

### ED MANGAN *Field Director*

- Known as one of the best field directors in the game, Ed Mangan joined the Atlanta Braves following the 1990 season...He previously served five years as the head groundskeeper at Boardwalk & Baseball, the Kansas City Royals' spring training complex...When John Schuerholz became the Braves' General Manager in October 1990, Mangan was among the first people Schuerholz hired.
- He also works with the NFL to prepare the practice facilities and main field for the Super Bowl...Mangan has worked each of the last 30 Super Bowls, including the last 19 as field director.
- Following his duties with the Super Bowl, Mangan heads to Florida in February to oversee the preparations of the Braves' spring training complex at ESPN Wide World of Sports...He oversees all field duties at Truist Park and was the only field director the Braves used in their 20 years at Turner Field (1997-2016) and in their 22 springs at the Wide World of Sports Complex (since 1998).
- A native of Leonardo, NJ, Mangan attended Mater Dei High School in Middletown, NJ, and the University of Southwestern Louisiana (Lafayette, La.).
- The 59-year-old Mangan is a member of the Georgia Golf Course Superintendents Association and the Aircraft Owners and Pilots Association.
- Mangan and his wife Janeen reside in Alpharetta, Ga., with their four boys, Jake, Micky, Colby and Ty...He enjoys archery, aviation, hunting and fishing.







**PLAYERS**

# 2020 ATLANTA BRAVES 40-MAN ROSTER

## ALPHABETICAL

ACUÑA JR., Ronald, OF	13
ALBIES, Ozzie, INF	1
CAMARGO, Johan, INF	17
CASTRO, José, Coach	59
CONTRERAS, William, C	60
d'ARNAUD, Travis, C	16
DAVIDSON, Tucker, LHP	71
DAYTON, Grant, LHP	75
DE LA CRUZ, Jasseel, RHP	69
DUVALL, Adam, OF	23
FASANO, Sal, Coach	57
FLOWERS, Tyler, C	25
FOLTYNEWICZ, Mike, RHP	26
FREEMAN, Freddie, INF	5
FRIED, Max, LHP	54
GREENE, Shane, RHP	19
HAMELS, Cole, LHP	32
HECHAVARRÍA, Adeiny, INF	24
INCIARTE, Ender, OF	11
JACKSON, Alex, C	12
JACKSON, Luke, RHP	77
KRANITZ, Rick, Coach	39
MARKAKIS, Nick, OF	22
MARTIN, Chris, RHP	55
MELANCON, Mark, RHP	36
MINTER, A.J., LHP	33
NEWCOMB, Sean, LHP	15
O'DAY, Darren, RHP	56
OZUNA, Marcell, OF	20
PACHE, Cristian, OF	68
PFEIFER, Philip, LHP	67
REED, Marty, Coach	53
RILEY, Austin, INF	27
SEITZER, Kevin, Coach	28
SMITH, Will, LHP	51
SNITKER, Brian, Manager	43
SOBOTKA, Chad, RHP	61
SOROKA, Mike, RHP	40
SWANSON, Dansby, INF	7
TOUSSAINT, Touki, RHP	62
WALKER, Jeremy, RHP	63
WASHINGTON, Ron, Coach	37
WEBB, Jacob, RHP	64
WEIGEL, Patrick, RHP	65
WEISS, Walt, Coach	4
WILSON, Bryce, RHP	46
WRIGHT, Kyle, RHP	30
YNOA, Huascar, RHP	66
YOUNG SR., Eric, Coach	2

## NUMERICAL

1	ALBIES, Ozzie, INF
2	YOUNG SR., Eric, Coach
4	WEISS, Walt, Coach
5	FREEMAN, Freddie, INF
7	SWANSON, Dansby, INF
11	INCIARTE, Ender, OF
12	JACKSON, Alex, C
13	ACUÑA JR., Ronald, OF
15	NEWCOMB, Sean, LHP
16	d'ARNAUD, Travis, C
17	CAMARGO, Johan, INF
19	GREENE, Shane, RHP
20	OZUNA, Marcell, OF
22	MARKAKIS, Nick, OF
23	DUVALL, Adam, OF
24	HECHAVARRÍA, Adeiny, INF
25	FLOWERS, Tyler, C
26	FOLTYNEWICZ, Mike, RHP
27	RILEY, Austin, INF
28	SEITZER, Kevin, Coach
30	WRIGHT, Kyle, RHP
32	HAMELS, Cole, LHP
33	MINTER, A.J., LHP
36	MELANCON, Mark, RHP
37	WASHINGTON, Ron, Coach
39	KRANITZ, Rick, Coach
40	SOROKA, Mike, RHP
43	SNITKER, Brian, Manager
46	WILSON, Bryce, RHP
51	SMITH, Will, LHP
53	REED, Marty, Coach
54	FRIED, Max, LHP
55	MARTIN, Chris, RHP
56	O'DAY, Darren, RHP
57	FASANO, Sal, Coach
59	CASTRO, José, Coach
60	CONTRERAS, William, C
61	SOBOTKA, Chad, RHP
62	TOUSSAINT, Touki, RHP
63	WALKER, Jeremy, RHP
64	WEBB, Jacob, RHP
65	WEIGEL, Patrick, RHP
66	YNOA, Huascar, RHP
67	PFEIFER, Philip, LHP
68	PACHE, Cristian, OF
69	DE LA CRUZ, Jasseel, RHP
71	DAVIDSON, Tucker, LHP
75	DAYTON, Grant, LHP
77	JACKSON, Luke, RHP

## POSITION

<b>MANAGER</b>	
SNITKER, Brian	43
<b>COACHES</b>	
CASTRO, José	59
FASANO, Sal	57
KRANITZ, Rick	39
REED, Marty	53
SEITZER, Kevin	28
WASHINGTON, Ron	37
WEISS, Walt	4
YOUNG SR., Eric	2
<b>PITCHERS (24)</b>	
DAVIDSON, Tucker, LHP	71
DAYTON, Grant, LHP	75
DE LA CRUZ, Jasseel, RHP	69
FOLTYNEWICZ, Mike, RHP	26
FRIED, Max, LHP	54
GREENE, Shane, RHP	19
HAMELS, Cole, LHP	32
JACKSON, Luke, RHP	77
MARTIN, Chris, RHP	55
MELANCON, Mark, RHP	36
MINTER, A.J., LHP	33
NEWCOMB, Sean, LHP	15
O'DAY, Darren, RHP	56
PFEIFER, Philip, LHP	67
SMITH, Will, LHP	51
SOBOTKA, Chad, RHP	61
SOROKA, Mike, RHP	40
TOUSSAINT, Touki, RHP	62
WALKER, Jeremy, RHP	63
WEBB, Jacob, RHP	64
WEIGEL, Patrick, RHP	65
WILSON, Bryce, RHP	46
WRIGHT, Kyle, RHP	30
YNOA, Huascar, RHP	66
<b>CATCHERS (4)</b>	
CONTRERAS, William	60
d'ARNAUD, Travis	16
FLOWERS, Tyler	25
JACKSON, Alex	12
<b>INFIELDERS (6)</b>	
ALBIES, Ozzie (S)	1
CAMARGO, Johan (S)	17
FREEMAN, Freddie (L)	5
HECHAVARRÍA, Adeiny	24
RILEY, Austin	27
SWANSON, Dansby	7
<b>OUTFIELDERS (6)</b>	
ACUÑA JR., Ronald	13
DUVALL, Adam	23
INCIARTE, Ender (L)	11
MARKAKIS, Nick (L)	22
OZUNA, Marcell	20
PACHE, Cristian	68

AS OF 2/14/20

# 2020 ATLANTA BRAVES NON-ROSTER INVITEES

## ALPHABETICAL

ALONSO, Yonder, INF  
 ANDERSON, Ian, RHP  
 BALL, Bryce, INF  
 BURROWS, Thomas, LHP  
 CULBERSON, Charlie, INF  
 HARRIS, Trey, OF  
 HERNÁNDEZ, Félix, RHP  
 HOEKSTRA, Kurt, RHP  
 JENISTA, Greyson, OF  
 JOHNSTONE, Connor, RHP  
 KAZMAR JR., Sean, INF  
 KOZMA, Pete, INF  
 LANGELIERS, Shea, C  
 LOPEZ, Jack, INF  
 MARTÍNEZ, Carlos, C  
 MORALES, Jonathan, C  
 MULLER, Kyle, LHP  
 NUNN, Chris, LHP  
 O'BRIEN, Peter, INF  
 ORTEGA, Rafael, OF  
 ROBINSON, Shane, OF  
 ROWEN, Ben, RHP  
 RUSIN, Chris, LHP  
 SHEWMAKE, Braden, INF  
 SOLARTE, Yangervis, INF  
 TOMLIN, Josh, RHP  
 UNROE, Riley, INF  
 WATERS, Drew, OF

## NUMERICAL

45 8 CULBERSON, Charlie, INF  
 78 18 ORTEGA, Rafael, OF  
 82 34 HERNÁNDEZ, Félix, RHP  
 79 38 ROBINSON, Shane, OF  
 8 45 ALONSO, Yonder, INF  
 84 48 KOZMA, Pete, INF  
 34 50 TOMLIN, Josh, RHP  
 85 52 RUSIN, Chris, LHP  
 74 58 O'BRIEN, Peter, INF  
 89 70 SOLARTE, Yangervis, INF  
 76 72 ROWEN, Ben, RHP  
 48 73 NUNN, Chris, LHP  
 88 74 JENISTA, Greyson, OF  
 90 76 KAZMAR JR., Sean, INF  
 86 78 ANDERSON, Ian, RHP  
 87 79 BURROWS, Thomas, LHP  
 80 80 MULLER, Kyle, LHP  
 73 81 WATERS, Drew, OF  
 58 82 BALL, Bryce, INF  
 18 83 SHEWMAKE, Braden, INF  
 38 84 HARRIS, Trey, OF  
 72 85 HOEKSTRA, Kurt, RHP  
 52 86 MARTÍNEZ, Carlos, C  
 83 87 MORALES, Jonathan, C  
 70 88 LANGELIERS, Shea, C  
 50 89 JOHNSTONE, Connor, RHP  
 91 90 LOPEZ, Jack, INF  
 8 91 UNROE, Riley, INF

## POSITION

### PITCHERS (10)

ANDERSON, Ian, RHP 78  
 BURROWS, Thomas, LHP 79  
 HERNÁNDEZ, Félix, RHP 34  
 HOEKSTRA, Kurt, RHP 85  
 JOHNSTONE, Connor, RHP 89  
 MULLER, Kyle, LHP 80  
 NUNN, Chris, LHP 73  
 ROWEN, Ben, RHP 72  
 RUSIN, Chris, LHP 52  
 TOMLIN, Josh, RHP 50

### CATCHERS (3)

LANGELIERS, Shea 88  
 MARTÍNEZ, Carlos 86  
 MORALES, Jonathan 87

### INFIELDERS (10)

ALONSO, Yonder (L) 45  
 BALL, Bryce (L) 82  
 CULBERSON, Charlie 8  
 KAZMAR JR., Sean 76  
 KOZMA, Pete 48  
 LOPEZ, Jack 90  
 O'BRIEN, Peter 58  
 SHEWMAKE, Braden (L) 83  
 SOLARTE, Yangervis (S) 70  
 UNROE, Riley (S) 91

### OUTFIELDERS (5)

HARRIS, Trey 84  
 JENISTA, Greyson (L) 74  
 ORTEGA, Rafael (L) 18  
 ROBINSON, Shane 38  
 WATERS, Drew (S) 81

## PRONUNCIATION GUIDE

**Ronald Acuña Jr.** (ah-cuhn-YA)

**Ozzie Albies** (ALL-bees)

**Johan Camargo** (YO-hahn)

**Travis d'Arnaud** (dar-NO)

**Jasseel De La Cruz** (jah-SEEL)

**Mike Foltynewicz** (Ful-ta-nev-ich)

**Max Fried** (FREED)

**A. Hechavarria** (a-DAY-nee etch-eh-var-EE-a)

**Kurt Hoekstra** (HOKE-struh)

**Ender Inciarte** (in-see-ARE-tay)

**Greyson Jenista** (JEN-uh-sta)

**Shea Langeliers** (shay lang-uh-LEERS)

**Mark Melancon** (muh-LAN-son)

**Rafael Ortega** (or-TAY-guh)

**Cristian Pache** (Pah-Chay)

**Chad Sobotka** (so-BOT-kah)

**Mike Soroka** (suh-ROW-kah)

**Yangervis Solarte** (YAWN-hair-vis SO-lahr-tay)

**Touki Toussaint** (TWO-key TWO-sahnt)

**Patrick Weigel** (WHY-gull)

**Huascar Ynoa** (WAH-scar EE-no-ah)



# RONALD ACUÑA JR.

# 13

## OUTFIELDER

Full Name: **Ronald José Acuña Jr.**

Bats: **Right**

Throws: **Right**

Height: **6-0**

Weight: **205**

DOB: **December 18, 1997**

Opening Day Age: **22**

Born: **La Guaira, Venezuela**

Resides: **Vargas, Venezuela**

MLB Debut: **April 25, 2018**

MLB Service Time: **1.159**

Acquired: **Signed as a non-drafted free agent, July 2, 2014**

Contract Status: **Signed through 2026 (options for 2027 & 2028)**

## CAREER HIGHLIGHTS

- Won his first career Louisville Slugger Silver Slugger award in 2019, as one of three National League outfielders...Placed second among N.L. outfielders in home runs (41) and third in RBI (101).
  - ▲ Is the youngest Braves player to win a Silver Slugger award.
  - ▲ One of three National Leaguers in history to win a Silver Slugger in his age 21 season or younger, joining St. Louis 3B Albert Pujols (2001 as a 21-year-old) and Los Angeles P Fernando Valenzuela (1981 as a 20-year-old).
  - ▲ Teammate Ozzie Albies, who played in his age 22 season in 2019, also won a Louisville Slugger Silver Slugger... Acuña Jr. and Albies are the first teammates in major league history age 22 or younger to win Silver Sluggers in the same season.
- Was selected to his first career All-Star Game in 2019 and started in center field for the National League...He was 21 years, 203 days old on the day of the game, making him the youngest Braves player to start an All-Star Game and the third youngest player in franchise history to earn a selection (Hank Aaron in 1955 and Ozzie Albies in 2018).
  - ▲ Also participated in the T-Mobile Home Run Derby...Defeated Josh Bell in the first round, hitting 25 home runs to Bell's 18...Lost in the second round to eventual champion Pete Alonso...The first baseman hit 20 home runs, while Acuña hit 19.
- Won the 2018 National League Jackie Robinson Rookie of the Year, capturing 27 of 30 first-place votes from the Baseball Writers' Association of America (BBWAA).

## CAREER HIGHS

Most Runs

**4, 2x, last: 8/6/19, ATL at MIN**

Most Hits

**4, 3x, last: 6/16/19, ATL vs. PHI**

Most Doubles

**2, 4/29/18, ATL at PHI**

Most Triples

**1, 6x, last: 9/3/19, ATL vs. TOR**

Most Home Runs

**2, 3x, last: 8/9/19, ATL at MIA**

Most RBI

**4, 3x, last: 8/9/19, ATL at MIA**

Most Walks

**3, 3x, last: 9/11/19, ATL at PHI**

Most Stolen Bases

**2, 7x, last: 9/12/19, ATL at PHI**

Longest Hitting Streak

**11 games, 8/8/18-8/18/18**

- Became the eighth Braves player to win the Rookie of the Year award and the first since RHP Craig Kimbrel in 2011...The last Braves position player to win the award was SS Rafael Furcal in 2000.
- Was named the N.L. Rookie of the Month for August 2018 after slashing .336/.405/.698 (39-for-116) with 11 home runs, 21 RBI, 25 runs scored and six stolen bases in 30 games.



✎ Hit a home run in four consecutive games, from August 6-9 (two against Minnesota, two against Miami)...He also had a franchise record-tying five-game home run streak last season from August 11-14...He is the first player in major league history to have two home run streaks of four-plus games prior to turning 22.

- Hit his 50th career home run on July 21 against Washington...Was 21 years, 215 days old at the time of the homer, the fourth youngest player in baseball history to reach that milestone...The three younger were Mel Ott, Tony Conigliaro and fellow Braves outfielder Andruw Jones.
- Hit his 60th career home run on August 13, becoming the sixth player in baseball history to hit that many home runs prior to turning 22...He joins Mel Ott (86), Tony Conigliaro (84), Eddie Mathews (72), Frank Robinson (60) and Ken Griffey Jr. (60).
- Is one of 17 players in the modern era with two 20-homer seasons before his 22nd birthday...Of the 16 prior, seven hit 500 home runs (Mel Ott, Ted Williams, Mickey Mantle, Eddie Mathews, Frank Robinson, Ken Griffey Jr. and Alex Rodriguez), while eight are in the Hall of Fame (Ott, Williams, Mantle, Mathews, Robinson, Griffey Jr., Al Kaline and Orlando Cepeda).
- Finished the campaign with 101 RBI...He reached the 100-RBI mark at 21 years, 276 days, the 14th youngest in baseball history to reach 100 RBI in a season...Hall-of-Famers Al Kaline and Mel Ott each had two of these seasons...The only other active players ahead of Acuña Jr. on his list are Miguel Cabrera (2004), Albert Pujols (2001) and Juan Soto (2019).
- Moved to the leadoff spot of the lineup on May 10...Hit .280/.364/.528 with 34 home runs and 78 RBI in 118 games out of the No. 1 spot...Atlanta went 78-41 (.655) in those games.

✎ Set franchise single-season records for most home runs and RBI batting first in the lineup...Had 10 more home runs than Felipe Alou, who held the then-franchise record with 24 in 1966...Ray Powell previously held the RBI record with 74 in 1921.

✎ Hit seven leadoff home runs, the second most in the N.L., behind Los Angeles' Joc Pederson (9)...Also had eight of those home runs last season, a single-season franchise record...His 15 leadoff home runs are the second most in franchise history, behind Felipe Alou's 17.

✎ No other player in major league history hit more than five leadoff home runs before turning 22 (Mike Trout had five).

- Reached base in a career-high 32 consecutive games, from June 19-July 28, hitting .290/.388/.496 with eight home runs, 15 RBI and 33 runs scored over the stretch.
- ✎ That was tied for the fifth longest streak in baseball in 2019, trailing Jorge Polanco (37 games), Pete Alonso and Max Muncy (34 games) and Trea Turner (33 games)... Alex Bregman also reached in 32 straight.

## 2019 POSTSEASON

- Played in his second career postseason series, hitting .444/.565/.889 (8-for-18) with one home run and two RBI in five games...Five of his eight hits went for extra bases (3 2B, 1 3B, 1 HR).
- Recorded four hits in Game 4, the most by a Braves player in a postseason game since Bret Boone, who also had four hits, in Game 3 of the 1999 World Series.

## 2018

- Finished his first major league season hitting .293 (127-for-433) with a team-high 26 home runs and a .917 OPS in 111 games...Won the National League Jackie Robinson Rookie of the Year Award, collecting 27 of 30 first-place votes to become the eighth Braves player to earn the honor.
- Entered the year as the No. 2 overall prospect according to MLB Pipeline.com and began the season with Triple-A Gwinnett...The club selected his contract from the Stripers on 4/25 and he made his MLB debut that night at Cincinnati at the age of 20 years, 128 days...He became the youngest player to debut for the Braves since Julio Teheran debuted at the age of 20 years, 100 days on 5/7/11...The last younger position player was Wilson Betemit in 2001...Betemit debuted at 19 years, 320 days.
- Singled in his debut against Kevin Shackelford for his first career hit, before hitting his first homer the next day off Homer Bailey in his first plate appearance...Acuña Jr., at 20 years, 129 days, became the youngest player to homer for the Braves since Andruw Jones hit a solo shot on 8/23/97 vs. Cincinnati at age of 20 years, 122 days.
- Hit eight leadoff home runs to set the franchise single-season record and pass the previous mark of seven, set by Marquis Grissom in 1996.

- Became one of five players in baseball history to reach 26 home runs in a season prior to his 21st birthday (Mel Ott, 42 in 1929; Frank Robinson, 34 in 1956; Tony Conigliaro, 32 in 1965; Al Kaline, 27 in 1955)...Became the 10th player in history to have 25 home runs and 15 steals in his rookie season and the first since Mike Trout in 2012.
- Homered in five straight games, 8/11-8/14, to tie the franchise modern-era record for most consecutive games with a homer...Hit six total over his stretch...Prior to Acuña Jr., the last Braves player to homer in five straight was Brian McCann in 2006....Acuña Jr. became the youngest player in baseball history to homer in four straight games.
- Made starts at all three outfield positions (13 games, eight starts in center field; 101 games, 96 starts in left field; three games, three starts in right field).
- Collected 55 extra-base hits through his first 100 games...Over the last 110 seasons, only five players in history had more through 100 games, including Joe DiMaggio, who had a record 69.
- His streak of three consecutive games with a lead-off home run ended, 8/15, after he was hit with the first pitch by José Ureña...He became just the second player with as long a streak in baseball's modern era; Baltimore's Brady Anderson holds the major league record with four straight, accomplishing the feat from 4/18-21/96.
- Coupled his first career home run on 4/26 at Cincinnati with one by 2B Ozzie Albies (21 years, 110 days) to become the second pair of teammates as young as Albies or younger in the franchise's modern era to homer in the same game...The only other time was on 9/23/78, also vs. CIN...Glenn Hubbard and Bob Horner each hit a solo shot that day.
  - *A* By combined age, Albies and Acuña Jr. were 41 years, 238 days old on 4/26... The last major league duo younger by combined age to homer in the same game was Ricky Seilheimer (19 years, 331 days) and Harold Baines (21 years, 133 days) for the White Sox on 7/26/80... Seilheimer and Baines were 41 years, 99 days.
  - *A* Using players as young or younger than Albies, the previous duo younger by combined age to homer in the same game was Philadelphia's Mike Anderson and Greg Luzinski on 8/28/71...The two 20-year-olds each went deep in a 6-3 win vs. PIT.
- *A* Albies and Acuña Jr. both added doubles in that game...Again, using only players as young or younger than Albies, the only other duo since at least 1908 to homer and double in the same game was Boston's Ted Williams and Bobby Doerr on 7/4/39 in game one of a doubleheader against Philadelphia (AL).
- Named to the MLB team that played in the 2018 Japan All-Star Series in November...Finished 5-for-24 (.208) with a home run in five games.
- Hit a two-run homer in the 11th inning, 7/3 at NYY, to give Atlanta the 5-3 win...With his game-winning homer, became the only player to hit a game-winning extra-inning home run at Yankee Stadium prior to his 21st birthday...Prior to Acuña Jr., the youngest player with a game-winning extra-inning home run at Yankee Stadium was MIN's Kent Hrbek (21 years, 95 days) on 8/24/81.
  - *A* At 20 years, 196 days, became the youngest player to hit a game-winning, extra-inning home run for the Braves since Andruw Jones (20 years, 3 days) on 4/26/97 vs. SD.
- Led off in the starting lineup for the first time in his career on 7/20 at WSH in the first game out of the All-Star break...Went 3-for-4, while hitting a home run and robbing one in the fifth inning...Also stole two bases, and at 20 years, 214 days, became the youngest player in baseball's modern era (since 1900) to homer and steal two bases in the same game.
- From 8/11-17, reached in eight consecutive plate appearances leading off the game...That is the longest such streak in Atlanta franchise history, surpassing a six-game run by Martin Prado, 5/11-16/11.
  - *A* Homered to begin the streak on a Saturday, walked on Sunday, homered in each end of Monday's doubleheader, homered again on Tuesday, was hit by a pitch on Wednesday, and singled on Thursday and Friday.
  - *A* His run became the longest leading off the game since José Reyes also had an eight-game streak, 6/24-7/2/11.
- On 8/13 vs. MIA, became the fourth player to ever hit leadoff home runs in both ends of a doubleheader and the first to do so since 8/21/99, when Baltimore's Brady Anderson accomplished the feat against the Chicago White Sox.

**A** Became the first National Leaguer to ever do so, as the other two players to hit leadoff home runs in both games of a doubleheader were Oakland's Rickey Henderson (1993) and Boston's Harry Hooper (1913)...Hooper hit four home runs that season...Both Henderson and Hooper are in the Hall of Fame.

- Hit .322 (85-for-264) in 68 games after the All-Star break, with 19 home runs, 54 runs scored, a .403 on-base percentage and a .625 slugging percentage...His 85 hits were the second most in the majors post-break, while his 54 runs tied for the second most and his 19 home runs were tied for fourth most.

## 2018 POSTSEASON

- Became the youngest player in baseball history to hit a grand slam in a postseason game when he did so in the second inning of Game 3 of the NLDS vs. Los Angeles...Prior to his slam, New York's Mickey Mantle was the youngest to hit a grand slam in the playoffs, doing so at the age of 21 in Game 5 of the 1953 World Series against Brooklyn.

**A** Acuña Jr.'s slam, which came on a 3-1, second-inning pitch from Walker Buehler, was the seventh in Braves postseason history and the first since Adam LaRoche hit one in Game 4 of the 2005 NLDS at Houston...It also marked the first slam of Acuña Jr.'s career.

## 2017

- Named Minor League Player of the Year by both *Baseball America* and USA Today, Hitting Prospect of the Year by MLB Pipeline.com and Organizational Player of the Year by the Braves following the season after batting .325/.374/.522 across three levels of Atlanta's system.
- Led the minor leagues with 181 hits, 139 games and 557 at-bats, while pacing all Atlanta farmhands in batting average (.325), runs (88), doubles (31), triples (tied, 8), home runs (tied, 21), RBI (82) OPS (.896) and stolen bases (44).
- Opened the season with High-A Florida... Appeared in 28 games before a promotion to Double-A Mississippi on 5/9.

**A** Played 57 games with the M-Braves before transferring to Triple-A Gwinnett on 7/13.

- Twice named Southern League Player of the Week...First earned the honor from 5/9-14, his first week in the league (.560, six runs and 10 RBI).

**A** Garnered the award again two weeks later after hitting .417/.400/.667 from 5/22-28... Also earned Southern League All-Star honors.

- Named International League Player of the Month for August after batting .364 and leading the IL in hits (47) and runs (24)...Was also named IL Player of the Week for the period of 8/14-20 after batting .481 with three home runs and eight RBI.
- From his arrival in Gwinnett on 7/13 through the end of the season, led the International League in runs (38) and hits (76), and ranked fourth in RBI (tied, 33), fourth in steals (11) and seventh in home runs (tied, 9).
- Played for the World Team in the Sirius XM All-Star Futures Game and started in center field.
- Following the season appeared in 23 games with the Peoria Javelinas of the Arizona Fall League and batted .325/.414/.639 to become the youngest player in league history to be named MVP...He led the league in runs (22), home runs (7), extra-base hits (12) and total bases (53).
- Entered the 2017 season ranked as Atlanta's No. 2 prospect by *Baseball Prospectus*, No. 6 by *Baseball America* and No. 8 by MLB.com.

## 2016

- Played 30 games with Single-A Rome to open the season and batted .300 (33-for-110) with a .389 OBP before being placed on the 7-day disabled list on 5/10 with an injured thumb... Activated from the DL on 8/26 after a two-game rehabilitation stint with the GCL Braves.
- Ended his first full professional season batting .311 (46-for-148) in 40 total games with Rome... Swiped 14 bases in just 42 total games, good for ninth most among Braves farmhands.
- Batted just .154 (4-for-26) with three runs and three RBI in seven postseason games, but three of his hits went for extra bases (one double, two triples) as Rome won the South Atlantic League Championship Series.
- Named by *Baseball America* as the No. 12 prospect in the South Atlantic League at the conclusion of the season.
- Entered 2016 tabbed by *Baseball America* as Atlanta's No. 28 prospect.

## 2015

- Split his first professional season between the GCL Braves and Rookie-Advanced Danville at 17 years old, combining to hit .269 (54-for-201) with 22 extra-base hits and 18 RBI in 55 games.



- Ended the season in the Top 10 among all Braves farmhands in OPS (5th, .818) and stolen bases (T8th, 16).
- Exited the year tabbed by *Baseball America* as the 11th-best prospect in the GCL and the 14th-best farmhand in the Appalachian League.
- Fell a home run short of the cycle in his second professional game, going 3-for-4 with four runs and an RBI.

## PERSONAL

- His father, Ron, played the outfield in the minors for three different organizations: New York (NL) from 1999-2004, Toronto in 2005 and Milwaukee in 2006...His grandfather, Rosmaldo "Romo" Blanco was a pitcher in Houston's system.

## TRANSACTIONS

- Signed by the Atlanta Braves as a non-drafted free agent on July 2, 2014...Signed by Rolando Petit.
- On Atlanta disabled list (left knee sprain and lower back contusion) from May 28 to June 28, 2018; included rehabilitation assignment with Gwinnett (AAA).
- Signed by the Atlanta Braves to an eight-year contract extension through the 2026 season, with club options for 2027 and 2028, on April 2, 2019.

## COMPLETE RECORD

Year	Club	AVG	G	AB	R	H	2B	3B	HR	RBI	SH	SF	HP	BB	SO	SB-CS	OBP	SLG	E
2015	GCL Braves	.258	37	132	31	34	9	2	3	11	0	0	7	18	23	11-3	.376	.424	2
	Danville	.290	18	69	10	20	5	2	1	7	0	0	1	10	19	5-1	.388	.464	0
2016	Rome	.311	40	148	27	46	2	2	4	18	3	1	1	18	28	14-7	.387	.432	0
	GCL Braves	.333	2	6	1	2	0	0	0	1	0	0	1	1	1	0-0	.500	.333	0
2017	Florida	.287	28	115	21	33	3	5	3	19	1	1	1	8	40	14-3	.336	.478	2
	Mississippi	.326	57	221	29	72	14	1	9	30	0	3	1	18	56	19-11	.374	.520	6
	Gwinnett	.344	54	221	38	76	14	2	9	33	1	2	2	17	48	11-6	.393	.548	1
2018	Gwinnett	.211	23	90	9	19	2	0	1	3	0	0	0	11	25	5-1	.297	.267	1
	Atlanta	.293	111	433	78	127	26	4	26	64	0	3	6	45	123	16-5	.366	.552	5
2019	Atlanta	.280	156	626	127	175	22	2	41	101	0	1	9	76	188	37-9	.365	.518	3
<b>Minor Totals</b>		<b>.301</b>	<b>259</b>	<b>1002</b>	<b>166</b>	<b>302</b>	<b>49</b>	<b>14</b>	<b>30</b>	<b>122</b>	<b>5</b>	<b>7</b>	<b>14</b>	<b>101</b>	<b>240</b>	<b>79-32</b>	<b>.371</b>	<b>.468</b>	<b>8</b>
<b>Major Totals</b>		<b>.285</b>	<b>267</b>	<b>1059</b>	<b>205</b>	<b>302</b>	<b>48</b>	<b>6</b>	<b>67</b>	<b>165</b>	<b>0</b>	<b>4</b>	<b>15</b>	<b>121</b>	<b>311</b>	<b>53-14</b>	<b>.365</b>	<b>.532</b>	<b>8</b>

## DIVISION SERIES RECORD

Year	Club, Opp.	AVG	G	AB	R	H	2B	3B	HR	RBI	SH	SF	HP	BB	SO	SB	CS	E
2018	Atl. vs. LAD	.188	4	16	1	3	1	0	1	4	0	0	0	1	5	0	1	1
2019	Atl. vs. Stl.	.444	5	18	1	8	3	1	1	2	0	0	1	4	5	0	1	0
<b>D.S. Totals</b>		<b>.324</b>	<b>9</b>	<b>34</b>	<b>2</b>	<b>11</b>	<b>4</b>	<b>1</b>	<b>2</b>	<b>6</b>	<b>0</b>	<b>0</b>	<b>1</b>	<b>5</b>	<b>10</b>	<b>0</b>	<b>2</b>	<b>1</b>

## ALL-STAR GAME RECORD

Year	Club, Site	AVG	G	AB	R	H	2B	3B	HR	RBI	SH	SF	HP	BB	SO	SB	CS	E
2019	N.L., Cle	.000	1	2	0	0	0	0	0	0	0	0	0	0	2	0	0	0

## MAJOR LEAGUE FIELDING RECORD

Position	PCT	G	PO	A	E	TC	DP
Left Field	.979	147	223	5	5	233	1
Center Field	.988	113	234	4	3	241	0
Right Field	1.000	38	52	4	0	56	0



# OZZIE ALBIES

# 1

## INFIELDER

Full Name: **Ozhaino Jurdy Jiandro Albies**

Bats: **Switch**

Throws: **Right**

Height: **5-8**

Weight: **165**

DOB: **January 7, 1997**

Opening Day Age: **23**

Born: **Willemstad, Curacao**

Resides: **Orlando, FL**

MLB Debut: **August 1, 2017**

MLB Service Time: **2.062**

Acquired: **Signed as a non-drafted free agent, July 2, 2013**

Contract Status: **Signed through 2025 (options for 2026 & 2027)**

## CAREER HIGHLIGHTS

- Was the National League second baseman Louisville Slugger Silver Slugger winner in 2019 after leading all qualified players at his position in the league in batting average (.295) and slugging percentage (.500).
  - Is the first second baseman in franchise history to win a Silver Slugger award.
  - Teammate Ronald Acuña Jr., who played in his age 21 season in 2019, also won a Louisville Slugger Silver Slugger...Albies and Acuña Jr. are the first teammates in major league history age 22 or younger to win Silver Sluggers in the same season.
- Made his first career All-Star Game in 2018, in his first full major league season, after batting .281/.318/.516 (114-for-405) with 20 home runs and 55 RBI in 93 games prior to the break... Was selected as a National League reserve and grounded out in his only plate appearance.
- On April 11, 2019, signed a seven-year, \$35 million contract extension...The deal extends through the 2025 season and contains club options for 2026 and 2027.

## 2019

- Finished his second full major league season hitting .295/.352/.500 (189-for-640) in a team-most 160 games...Hit 24 home runs for the second consecutive season, while setting single-season career highs in doubles (43), triples (8), RBI (86) and stolen bases (15).
- Led the National League in hits with 189, becoming the fifth Atlanta-era player (since 1966) to lead the league in that category, joining Freddie Freeman (2018), Terry Pendleton (1991 and 1992), Ralph Garr (1974) and Felipe Alou (1966 and 1968).

## CAREER HIGHS

Most Runs

**3, 10x, last: 8/7/19, ATL at MIN**

Most Hits

**4, 5x, last: 8/30/19, ATL vs. CWS**

Most Doubles

**3, 7/6/19, ATL vs. MIA**

Most Triples

**1, 18x, last: 9/17/19, ATL vs. PHI**

Most Home Runs

**2, 4x, last: 8/7/19, ATL at MIN**

Most RBI

**5, 2x, last: 5/4/19, ATL at MIA**

Most Walks

**3, 8/10/18, ATL vs. MIL**

Most Stolen Bases

**2, 2x, last: 8/3/19, ATL vs. CIN**

Longest Hitting Streak

**13 games, 9/2-15/17**

- His 189 hits were a single-season Atlanta-era record for a second baseman...Felix Millan held the previous mark of 183 in 1970.
- Had consecutive four-hit games on 8/6 and 8/7 at Minnesota, becoming just the eighth Braves player in the live-ball era (since 1920) with back-to-back four-hit games, and the first since Matt Diaz in 2006.

• *A* Collected another four-hit game on 8/9 at MIA, his third in a four-game span...He is one of just three Braves players over the last 112 seasons to record three four-hit games in a span of four games.

• *A* Had a fourth four-hit game of the month on 8/30 vs. CWS...Finished the month with 36 hits, tied for the 10th most in the National League.

• Had 55 multi-hit games, tied for the second most in the National League with Washington's Anthony Rendon...Arizona's Ketel Marte had a league-high 59.

• *A* In 18 of those games, Albies had at least three hits...Only Colorado's Charlie Blackmon had more such games in the N.L. (21)...The last Braves player with more three-hit games in a season was Martin Prado in 2010 (19).

• *A* Albies finished the season with 36 career three-hit games (12 in 2018 and 6 in 2017), tying him with Hall-of-Famer Hank Aaron for the most such games by a Braves player prior to his 23rd birthday.

• With his 24 home runs and 43 doubles, became the 11th player in baseball history to have 20 homers and 40 doubles in each of his first two full major league seasons...Others on the list include Ted Williams, Chuck Klein, Alex Rodriguez, and Albert Pujols...Washington's Ryan Zimmerman was the last to do so (2006-07).

• Two of his 24 home runs were grand slams (May 4 at Miami and July 27 at Philadelphia)...Also hit two grand slams in 2018...Is one of five players in major league history to hit four grand slams prior to turning 23.

• *A* At the time of his last grand slam, Albies was 22 years, 201 days old and joined three Hall-of-Famers (Ken Griffey Jr., Eddie Mathews, and Ted Williams) and four-time All-Star Giancarlo Stanton in accomplishing the feat...Only Stanton at 22 years, 195 days old was younger at the time of his fourth slam.

• Posted a .500 slugging percentage...Became only the third qualified second baseman in the Atlanta-era of team history to slug .500 or better in a season, joining Davey Johnson in 1973 (.546) and Marcus Giles in 2003 (.526).

## 2019 POSTSEASON

• In his second career postseason series, hit .250/.304/.400 (5-for-20) with one home run, three RBI and three runs scored.

• Hit his first career postseason home run in Game 4 at St. Louis, a go-ahead, two-run shot in the 5th inning...Had a multi-hit game in Game 3 (2-for-4), his first such game in his postseason career.

## 2018

• Hit .261 (167-for-639) with 40 doubles, 24 home runs, 105 runs scored, and 14 stolen bases in his first full season...He made the All-Star Game as a reserve, while his 69 extra-base hits were the third most by a middle infielder in franchise history...Marcus Giles had 72 in 2003, while Rogers Hornsby had 70 in 1928.

• Drove a 1-1, eighth-inning pitch out to left-center field to become the youngest player (21 years, 82 days) to homer on Opening Day since Washington's Bryce Harper hit two solo shots at the age of 20 years, 167 days to start 2013.

• *A* This season marked Albies' first Opening Day appearance...The last younger player to homer in his Opening Day debut was the Braves' Jason Heyward (20 years, 239 days) in 2010 (Harper made his first Opening Day appearance in 2012 as a 19-year-old).

• *A* Over the last 110 seasons, only two infielders younger than Albies homered on Opening Day, with both going on to make the Hall of Fame: Robin Yount (19 years, 204 days), who homered as a shortstop for Milwaukee to open 1975 and Orlando Cepeda, who homered at 20 years, 210 days as San Francisco's first baseman to start 1958.

• Set the franchise record for most extra-base hits (22) by the end of April and tied for the second most in MLB history...Finished one shy of Jermaine Dye's 2000 record.

• Scored an N.L.-most 74 runs prior to the break, becoming the third player in franchise history to reach that mark before the All-Star Game...Tommy Holmes (1945) and Dale Murphy (1983) share the record of 76 runs.

• Had 20 homers before the All-Star break, the most by a Braves batter since 2006, when Andruw Jones also had 20...Also had 29 doubles, tied for the most in franchise history prior to the break with Marcus Giles (2003)...His 52 first-half extra-base hits tied COL's Trevor Story for most in the league were the second most prior to the All-Star break in franchise history...The club record is 53 by Hank Aaron in 1959.

- Hit his first career grand slam, 5/10 at MIA, becoming the youngest Braves player (21 years, 123 days) to hit one since fellow Curaçao native Andruw Jones, 8/31/97 at BOS...Added his second on 6/12 vs. NYM.

*A* Became the first Braves player with multiple grand slams in a season since 2012, when Brian McCann also had two... Became just the second second baseman in Atlanta franchise history with two grand slams in a season, joining Davey Johnson, who had two in 1973.

*A* He became the first player 21-years-old or younger to hit multiple grand slams in a season since 2000, when Adrián Beltré hit two for Los Angeles (NL).

*A* Since the end of World War II, seven other players hit multiple grand slams in a season at 21 or younger: Mickey Mantle (1952), Faye Throneberry (1952), Eddie Mathews (1953), Tony Conigliaro (1965), Ken Griffey Jr. (1991), Alex Rodríguez (1996) and Beltré (2000).

- Hit a home run from both sides of the plate on 7/11 vs. TOR for his first career multi-home run game...Became the sixth Braves player in franchise history to homer from both sides of the plate in a game, and the first since Nick Swisher on 8/22/15 at CHC.

*A* Albies became the fifth player since World War II to homer from both sides of the plate in a game before his 22nd birthday... The last to do so was New York's José Reyes against the Braves on 8/28/03...St. Louis' Johnny Lucadello did it on 9/16/40 against the Yankees for the first two home runs of his career...Texas' Rubén Sierra (9/13/86 at MIN) and Baltimore's Eddie Murray (8/3/77 at OAK) also did it.

- Hit .226 (53-for-234) with 11 doubles, two triples and four home runs in 65 games after the All-Star break.
- Batted .333 (63-for-189) with eight home runs and a .900 OPS batting right-handed, and .231 (104-for-450) with a .691 OPS hitting lefty.

## 2018 POSTSEASON

- Started all four games of the NLDS vs. LAD, going 3-for-15 (.200).

## 2017

- Opened 2017 ranked by MLB.com as the Atlanta Braves' No. 2 prospect, the No. 2 second base prospect in baseball, and No. 9 on the "Top 100 Prospects" list...Went on to make his major league debut on 8/1 vs LAD at the age of 20 years, 206 days...Became the youngest player to play for the Braves since RHP Julio Teheran also debuted as a 20-year-old in 2011...Ended the season as the second youngest player in MLB (Victor Robles, WSH).
- Began his major league career hitting just .170 (8-for-47) during his first 14 games, before batting .318 (54-for-170) over his final 43 contests...His 62 hits from 8/1 through the end of the season were fourth most among MLB rookies.
- His first major league hit was a three-run home run off LAD's LHP Tony Cingrani in the ninth inning on 8/3...Became the first Braves player to homer for his first hit since Evan Gattis on 4/3/13 vs. PHI (off Roy Halladay)...Gattis did it in his second career at-bat...Albies' shot came in his eighth at-bat.
- At 20 years, 208 days, became the youngest Braves player to hit a homer since OF Andruw Jones in 1997...Jones and Albies are both from Curacao.
- Hit in 13 straight games, 9/2-15 (.340/.419/.547, 18-for-53)...It was the longest hitting streak for a Braves rookie since Freddie Freeman had a 20-game run in 2011.
- Tripled in Game 1 of a 9/6 doubleheader vs. TEX for his fifth triple in his 33rd game...The last major leaguer to have more than five triples through his first 33 games was Kansas City's Butch Davis, who had six in 1983...From his MLB debut through the end of the season, tied three other players for the MLB lead with five triples.
- Named Gwinnett's Player of the Year by the Braves, as well as Gwinnett' Co-Most Valuable Player for the 2017 team awards.
- Was selected to both the International League Mid-Season and Post-Season All-Star teams... Was also named an Atlanta Braves Organization All-Star by MiLB.com.
- In his second Triple-A season, batted a team-best .285 (117-for-411) among qualifying players in 97 games...Also led the club in hits (117), multi-hit games (30), triples (8), stolen bases (21) and runs scored (67).
- His .285 average with Gwinnett ranked seventh in the International League and ninth among Braves farmhands...He also ranked among IL leaders in triples (T-1st, 8) and steals (T-7th, 21).

- Tallied a minor-league career-high nine home runs with GWN, including four from the leadoff spot in the lineup.
- Started at second base and batted leadoff for the International League during the Triple-A All-Star Game (7/12 at Tacoma)...Went 2-for-5 (.400) with one double and one run scored.
- At the time of his MLB debut (8/1), ranked in the IL top 10 in hits (T-1st, 117), triples (T-1st, 8), runs (2nd, 67), total bases (3rd, 181), steals (5th, 21) and extra-base hits (T-7th, 38).
- Posted a .973 fielding percentage (11 errors/415 total chances) in 96 games for GWN...Played in 82 games at second base and 14 at shortstop.

## 2016

- Split the 2016 campaign between two different levels of Atlanta's farm system, playing in a combined 138 games between Double-A Mississippi and Triple-A Gwinnett...Produced a .292 (161-for-552) batting average with 33 doubles, 10 triples and 30 stolen bases between the two stops...Had a combined .358 on-base percentage with 83 runs scored...Played the entire season at the age of 19, making a total of 135 starts between second base (83) and shortstop (52).
- Batted .321 (106-for-330) in 82 games with Mississippi en route to claiming the Southern League (AA) Batting Title...Albies technically finished the season seven plate appearances shy of the required 378 plate appearances needed to qualify for the batting title, but per Rule 9.22 (a), those seven plate appearances were added to his stat line which resulted in a .315 (106-for-336) batting average, still tops in the league.
- Played the first month of the season with Mississippi before a transfer to Gwinnett on 4/30...Remained with Gwinnett for two months before returning to Mississippi on 6/30...Upon his return to MIS, predominately played second base in effort to play alongside the Braves' top prospect SS Dansby Swanson.
- Ranked in the top 10 among Braves farmhands in several offensive categories including stolen bases (3rd, 30), on-base percentage (T5th, .358), walks (T5th, 52), batting average (6th, .292) and OPS (7th, .778).
- Started Game 1 (9/7) of the Southern League South Division Series and went 0-for-2 before suffering a fractured olecranon in his right elbow during his sixth-inning at-bat...Underwent a surgical procedure to repair the fractured olecranon on 9/20...The procedure was performed by Dr. James Andrews in Gulf Breeze, Fla.

- Entered 2016 as the Braves' No. 6 prospect as tabbed by *Baseball America*, as well as possessing the "Best Infield Arm" among Atlanta farmhands.

## 2015

- Entered 2015 rated by *Baseball America* as Atlanta's seventh-best prospect and as having the system's "Best Infield Arm."
- Tabbed by *Baseball America* as the third-best prospect in the South Atlantic League at the season's conclusion.
- Spent his first full professional season with Rome (A), where he garnered the club's Player of the Year honors and paced the team in runs (64), hits (122) and batting average (.310, minimum 250 at-bats).
- Earned both South Atlantic League Mid-Season and Post-Season All-Star honors, and was named SAL Player of the Week for the period of 5/4-10.
- Placed on the seven-day disabled list on 8/4 and missed the remainder of the season (33 games) due to a right thumb fracture.
- Named the starting shortstop for the World Team during the Sirius XM All-Star Futures game (1-for-2).

## 2014

- Started his professional career with the Gulf Coast League Braves before moving to Rookie-Advanced Danville on 7/19.
- Combined to hit .364 (72-for-198) with 22 steals across 57 games on his way to earning Danville's Player of the Year honors.
- Ended his first professional season in the top 10 among all Braves prospects in batting average (1st, .364), on-base percentage (1st, .446), OPS (1st, .890), slugging percentage (5th, .444), and stolen bases (T-5th, 22).
- Tabbed by *Baseball America* as the top prospect in the Appalachian League and the third-best prospect in the GCL at the season's conclusion.

## PERSONAL

- Is fluent in four languages: English, Spanish, Dutch and Papiamentu.

## TRANSACTIONS

- Signed by the Atlanta Braves as a non-drafted free agent on July 2, 2013... Signed by Dargello Lodowica.
- Signed by the Atlanta Braves to a seven-year contract extension through the 2025 season, with club options for 2026 and 2027, on April 11, 2019.

**COMPLETE RECORD**

Year	Club	AVG	G	AB	R	H	2B	3B	HR	RBI	SH	SF	HP	BB	SO	SB-CS	OBP	SLG	E
2014	GCL Braves	.381	19	63	16	24	3	0	0	5	1	1	2	11	6	7-2	.481	.429	6
	Danville	.356	38	135	25	48	4	3	1	14	5	2	2	17	17	15-3	.429	.452	7
2015	Rome	.310	98	394	64	122	21	8	0	37	4	3	2	36	56	29-8	.368	.404	17
	Mississippi	<b>.321</b>	82	330	56	106	22	7	4	33	0	2	6	33	57	21-9	.391	.467	6
2016	Gwinnett	.248	56	222	27	55	11	3	2	20	3	2	1	19	39	9-4	.307	.351	16
	Gwinnett	.285	97	411	67	117	21	8	9	41	3	4	2	28	90	21-2	.330	.440	11
2017	Atlanta	.286	57	217	34	62	9	5	6	28	1	2	3	21	36	8-1	.354	.456	3
	Atlanta	.261	158	639	105	167	40	5	24	72	1	3	5	36	116	14-3	.305	.452	10
2019	Atlanta	.295	160	640	102	<b>189</b>	43	8	24	86	0	4	4	54	112	15-4	.352	.500	4
<b>Minor Totals</b>		<b>.304</b>	<b>390</b>	<b>1555</b>	<b>255</b>	<b>472</b>	<b>82</b>	<b>29</b>	<b>16</b>	<b>150</b>	<b>16</b>	<b>14</b>	<b>15</b>	<b>144</b>	<b>265</b>	<b>102-28</b>	<b>.365</b>	<b>.424</b>	<b>63</b>
<b>Major Totals</b>		<b>.279</b>	<b>375</b>	<b>1496</b>	<b>241</b>	<b>418</b>	<b>92</b>	<b>18</b>	<b>54</b>	<b>186</b>	<b>2</b>	<b>9</b>	<b>12</b>	<b>111</b>	<b>264</b>	<b>37-8</b>	<b>.332</b>	<b>.473</b>	<b>17</b>

Bold indicates led league

**DIVISION SERIES RECORD**

Year	Club, Opp.	AVG	G	AB	R	H	2B	3B	HR	RBI	SH	SF	HP	BB	SO	SB	CS	E
2018	Atl. vs. LAD	.200	4	15	1	3	0	0	0	0	0	0	0	0	1	0	0	0
2019	Atl. vs. Stl.	.250	5	20	3	5	0	0	1	3	0	1	0	2	3	0	0	2
<b>D.S. Totals</b>		<b>.229</b>	<b>9</b>	<b>35</b>	<b>4</b>	<b>8</b>	<b>0</b>	<b>0</b>	<b>1</b>	<b>3</b>	<b>0</b>	<b>1</b>	<b>0</b>	<b>2</b>	<b>4</b>	<b>0</b>	<b>0</b>	<b>2</b>

**ALL-STAR GAME RECORD**

Year	Club, Site	AVG	G	AB	R	H	2B	3B	HR	RBI	SH	SF	HP	BB	SO	SB	CS	E
2018	N.L., Wsh.	.000	1	1	0	0	0	0	0	0	0	0	0	0	0	0	0	0

**MAJOR LEAGUE FIELDING RECORD**

Position	PCT	G	PO	A	E	TC	DP
Second Base	.989	372	613	913	17	1543	245





NON-ROSTER INVITEE

# YONDER ALONSO

45

## INFIELDER

Full Name: **Yonder Alonso**Bats: **Left**Throws: **Right**Height: **6-1**Weight: **230**DOB: **April 8, 1987**Opening Day Age: **32**Born: **Havana, Cuba**Resides: **Miami, FL**MLB Debut: **September 1, 2010** MLB Service Time: **8.111**Acquired: **Signed to a minor-league contract, February 14, 2020**Contract Status: **Signed through 2020**

## 2019

- Split his 10th major league season between Chicago-AL and Colorado, combining to bat .199/.296/.346 in 121 games between the two clubs.
  - A** Signed a minor-league contract with Colorado, 7/10, after being designated for assignment by the White Sox on 6/28 and released on 7/3...The Rockies selected his contract on 7/22 after going 13-for-31 (.419) with seven runs, three doubles, one triple, two home runs and 12 RBI over nine games with Triple-A Albuquerque.
- Hit three home runs with Colorado.
  - A** All three tied the game, including his second career pinch-hit home, 8/10 at SD.
- Twenty-three of his 58 hits on the season went for extra bases (40%)...Logged 10 home runs and 13 doubles between the two stops.
- Batted .211 (8-for-38) with four runs, four doubles, one home run, four RBI and four walks as a pinch-hitter.
- Hit .178 (39-for-219) with 23 runs, six doubles, seven homers, 27 RBI, 29 walks, and 53 strikeouts over 67 games (61 starts) for Chicago.

## CAREER HIGHLIGHTS

- Is a .259 (872-for-3362) batter over a 10-year major league career, appearing in 1,072 games between Cincinnati (2010-11), San Diego (2012-15), Oakland (2016-17), Seattle (2017), Cleveland (2018), Chicago-AL (2019) and Colorado (2020).
- Was a 2017 American League All-Star, representing Oakland during the festivities at Marlins Park in Miami.

## CAREER HIGHS

Most Runs

**3, 3x, last: 9/5/18, CLE vs. DET**

Most Hits

**4, 6x, last: 4/16/19, CWS vs. KC**

Most Doubles

**3, 2x, last: 4/27/13, SD vs. SF**

Most Triples

**1, 2x, last: 4/25/15, SD vs. LAD**

Most Home Runs

**2, 5x, last: 8/24/18, CLE at KC**

Most RBI

**4, 6x, last: 6/22/18, CLE vs. DET**

Most Walks

**3, 5x, last: 8/11/19, COL at SD**

Most Stolen Bases

**2, 7/23/13, SD at MIL**

Longest Hitting Streak

**10 games, 5/18-27/12**

- A** Entered the game as a defensive replacement in the fourth inning and went 2-for-2 with a pair of singles.
- Hit a career-most 28 home runs in 2017, including 22 with Oakland and six with Seattle.
  - A** His 22 homers with Oakland were the most by an A's first baseman since Jason Giambi hit 32 in 2001.

• *A* Hit a game-winning home run off Aroldis Chapman in the 11th inning on 8/25 at Yankee Stadium ...Became just the second left-hander to homer off Chapman from 2012-17.

- Finished sixth in the 2012 N.L. Rookie of the Year voting after batting .273/.348/.393 in 155 games with San Diego.

• *A* His 39 doubles set a Padres rookie record, breaking the mark of 33 set by Benito Santiago in 1987, and tied Ryan Klesko (2002) for the 10th-highest total in franchise history.

• *A* Led all major league rookies in games played (155) and doubles, ranked second in walks (62), tied for second in hits (150) and tied for fifth in RBI (62).

• *A* Entered the season named by *Baseball America* as the No. 1 prospect in the Padres organization and No. 33 overall in baseball.

- Made his major league debut, 9/1/10 vs. MIL, while with the Reds...Appeared as a pinch hitter and went 0-for-1.
  - *A* Doubled in his second major league at-bat, a pinch-hit appearance on 9/4 at STL.
  - *A* Hit his first major league home run off Carlos Zambrano, 8/6/11 at CHI.
- Was originally drafted by the Cincinnati Reds in 2008 and has been traded four times in his career.
  - *A* Was acquired by San Diego along with RHP Brad Boxberger, C Yasmani Grandal and RHP Edinson Vólquez in exchange for RHP Mat Latos in December 2011.
  - *A* Was acquired by Oakland along with LHP Mark Rzepczynski from San Diego in exchange for three players in December 2015.
  - *A* Was acquired by Seattle from Oakland in exchange for OF Boog Powell in August of 2017.
  - *A* Was last dealt in December of 2018, when the White Sox acquired him from Cleveland in exchange for OF Alex Call.
- Appeared in a career-high 156 games in 2016 and has been limited by five career trips to the injured list.
  - *A* Missed time in 2013 (right hand contusion) and made two trips each in 2014 (right wrist sprain and right forearm strain) and 2015 (right shoulder contusion and lower back stress reaction).

## MINOR LEAGUE HIGHLIGHTS

- Made two appearances for the World Team at the All-Star Futures Game, starting at first base in 2010 and playing again in 2011.
- Was named an International League All-Star in 2011, IL Player of the Week in 2010, and a Florida State League All-Star in 2009.
- Appeared in 23 games for Peoria during the 2009 Arizona Fall League, batting .267.

## AMATEUR

- Attended the University of Miami (Fla.), where he batted .347 with 52 home runs and 215 RBI over three seasons...Was a *Baseball America* First Team All-America selection as a junior in 2008 and a Second Team pick as a sophomore in 2007.
- Is a 2005 graduate of Coral Gables (Fla.) High School, the same school that produced former major-league third baseman Mike Lowell...Was a two-time All-State selection.

## PERSONAL

- He and his wife, Amber, have two children, Troy and Marie...His sister, Yainee, is married to major league All-Star Manny Machado.
- Was born in Cuba and moved to the U.S. when he was 10 with his father, mother and sister.

## TRANSACTIONS

- Selected by the Cincinnati Reds in the 1st round (seventh overall) of the 2008 First Year Player Draft...Signed by Tony Arias.
- Acquired by the San Diego Padres along with RHP Brad Boxberger, C Yasmani Grandal and RHP Edinson Vólquez from the Cincinnati Reds in exchange for RHP Mat Latos on December 17, 2011.
- On San Diego's injured list (right hand contusion) from June 1 to July 11, 2013; included an injury rehabilitation assignment to Tucson (AAA).
- On San Diego's injured list (right wrist sprain) from June 17 to July 25, 2014; included an injury rehabilitation assignment to the AZL Padres and El Paso (AAA).
- On San Diego's 60-day injured list (right forearm strain) from August 13 through the end of the 2014 season.
- On San Diego's injured list (right shoulder contusion) from May 8 to June 1, 2015; included an injury rehabilitation assignment to Lake Elsinore (A).
- On San Diego's injured list (lower back stress reaction) from September 14 through the end of the 2015 season.



- Acquired by the Oakland Athletics along with LHP Mark Rzepczynski from the San Diego Padres in exchange for LHP Drew Pomeranz, LHP Jose Torres and a player to be named later (OF Jabari Blash) on December 2, 2015.
- Claimed off waivers by the Seattle Mariners and traded from the Oakland Athletics in exchange for OF Boog Powell on August 6, 2017.
- Signed by the Cleveland Indians to a two-year major league contract on March 22, 2018.
- Acquired by the Chicago White Sox from the Cleveland Indians in exchange for OF Alex Call on December 14, 2018.
- Signed by the Colorado Rockies to a minor-league contract on July 10, 2019.
- Signed by the Atlanta Braves to a minor-league contract on February 4, 2020.

## COMPLETE RECORD

Year	Club	AVG	G	AB	R	H	2B	3B	HR	RBI	SH	SF	HP	BB	SO	SB-CS	OBP	SLG	E
2008	Sarasota	.316	6	19	1	6	1	0	0	2	0	1	0	5	5	0-0	.440	.368	0
2009	Sarasota	.303	49	175	21	53	13	0	7	38	0	2	0	24	30	0-1	.383	.497	5
	Carolina	.295	29	105	12	31	11	0	2	14	0	2	0	14	15	1-0	.372	.457	3
	GCL Reds	.133	6	15	0	2	0	0	0	0	0	0	0	3	1	0-0	.278	.133	0
2010	Carolina	.267	31	101	19	27	5	0	3	13	0	0	1	19	16	4-2	.388	.406	2
	Louisville	.296	101	406	50	120	31	2	12	56	0	1	1	37	76	9-1	.355	.470	2
	Cincinnati	.207	22	29	2	6	2	0	0	3	0	0	0	0	10	0-0	.207	.276	2
2011	Louisville	.296	91	358	46	106	24	4	12	56	0	4	1	46	60	6-5	.374	.486	2
	Cincinnati	.330	47	88	9	29	4	0	5	15	0	0	0	10	21	0-0	.398	.545	1
2012	San Diego	.273	155	549	47	150	39	0	9	62	1	4	3	62	101	3-0	.348	.393	12
2013	San Diego	.281	97	334	34	94	11	0	6	45	0	7	2	32	47	6-0	.341	.368	3
	Tucson	.571	4	14	1	8	0	0	0	2	0	0	0	0	0	0-1	.571	.571	0
	El Paso	.235	5	17	0	4	0	0	0	1	0	0	0	2	0-0	.235	.235	1	
2014	San Diego	.240	84	267	27	64	19	1	7	27	0	3	1	17	36	6-1	.285	.397	2
	AZL Padres	.375	2	8	1	3	0	0	1	4	0	0	0	0	1	0-0	.375	.750	0
	El Paso	.285	5	17	0	4	0	0	0	1	0	0	0	2	0-0	.285	.285	1	
2015	San Diego	.282	103	354	50	100	18	1	5	31	0	3	3	42	48	2-5	.361	.381	3
	Lake Elsinore	.167	2	6	1	1	0	0	0	0	0	0	0	3	0	0-0	.444	.167	0
	El Paso	.231	4	13	3	3	1	0	0	2	0	0	0	4	3	0-0	.412	.308	0
2016	Oakland	.253	156	482	52	122	34	0	7	56	0	4	1	45	74	3-1	.316	.367	5
2017	Oakland	.266	100	319	52	85	17	0	22	49	0	0	2	50	88	1-0	.369	.527	6
	Seattle	.265	42	132	20	35	5	0	6	18	0	0	0	18	30	1-0	.353	.439	4
2018	Cleveland	.250	145	516	64	129	19	0	23	83	0	5	2	51	123	0-0	.317	.421	10
2019	Chicago (AL)	.178	67	219	23	39	6	0	7	27	0	2	1	29	53	0-1	.275	.301	2
	Albuquerque	.419	9	31	7	13	3	1	2	12	0	1	1	5	6	0-0	.500	.774	0
	Colorado	.260	54	73	11	19	7	0	3	10	0	0	1	10	17	0-0	.357	.479	0
<b>Minors Total</b>		<b>.297</b>	<b>339</b>	<b>1268</b>	<b>162</b>	<b>377</b>	<b>89</b>	<b>7</b>	<b>39</b>	<b>200</b>	<b>0</b>	<b>11</b>	<b>4</b>	<b>160</b>	<b>215</b>	<b>20-10</b>	<b>.375</b>	<b>.471</b>	<b>15</b>
<b>A.L. Totals</b>		<b>.246</b>	<b>510</b>	<b>1668</b>	<b>211</b>	<b>410</b>	<b>81</b>	<b>0</b>	<b>65</b>	<b>233</b>	<b>0</b>	<b>11</b>	<b>6</b>	<b>193</b>	<b>368</b>	<b>5-2</b>	<b>.324</b>	<b>.411</b>	<b>17</b>
<b>N.L. Totals</b>		<b>.273</b>	<b>562</b>	<b>1694</b>	<b>180</b>	<b>462</b>	<b>100</b>	<b>2</b>	<b>35</b>	<b>193</b>	<b>1</b>	<b>17</b>	<b>10</b>	<b>173</b>	<b>280</b>	<b>17-6</b>	<b>.341</b>	<b>.396</b>	<b>33</b>
<b>Majors Total</b>		<b>.259</b>	<b>1072</b>	<b>3362</b>	<b>391</b>	<b>872</b>	<b>181</b>	<b>2</b>	<b>100</b>	<b>426</b>	<b>1</b>	<b>28</b>	<b>16</b>	<b>366</b>	<b>648</b>	<b>22-8</b>	<b>.332</b>	<b>.404</b>	<b>50</b>

## DIVISIONAL SERIES RECORD

Year	Club, Opp.	AVG	G	AB	R	H	2B	3B	HR	RBI	SH	SF	HP	BB	SO	SB	CS	E
2018	Cle. vs. Hou.	0	2	6	0	0	0	0	0	0	0	0	0	0	4	0	0	0

## ALL-STAR GAME RECORD

Year	Club, Site	AVG	G	AB	R	H	2B	3B	HR	RBI	SH	SF	HP	BB	SO	SB	CS	E
2017	A.L., MIA	1.000	1	2	0	2	0	0	0	0	0	0	0	0	0	1	0	0

## MAJOR LEAGUE FIELDING RECORD

Position	PCT	G	PO	A	E	TC	DP
First Base	.993	879	6767	457	48	7272	593
Left Field	.958	17	22	1	1	24	0
Third Base	.933	14	2	12	1	15	0
Second Base	--	1	0	0	0	0	0



**NON-ROSTER INVITEE**

# IAN ANDERSON

**78**

## RIGHT-HANDED PITCHER

Full Name: **Ian Theodore Anderson**

Bats: **Right**

Throws: **Right**

Height: **6-3**

Weight: **170**

DOB: **May 2, 1998**

Opening Day Age: **21**

Born: **Rexford, NY**

Resides: **Rexford, NY**

MLB Debut: **None**

MLB Service Time: **0.000**

Acquired: **Braves' first-round pick (3rd overall) in 2016**

Contract Status: **Signed through 2020**

\*\*\*\*\*

**MLB.COM'S 2020  
TOP 100 PROSPECTS LIST**

**# 37**

\*\*\*\*\*

## 2019

- Split the season between two levels of the Braves minor league system, beginning with Double-A Mississippi before finishing the year with Triple-A Gwinnett...Combined to go 8-7 with a 3.38 ERA (51 ER/135.2 IP) in 26 starts...His 172 strikeouts ranked fourth most in the minors.
- Named a Southern League All-Star and also appeared in the SiriusXM All-Star Futures Game in Cleveland during All-Star weekend...Tossed a perfect inning in the Futures Game, striking out one and throwing 10 of his 14 pitches for strikes... Did not appear in the SL All-Star Game.
- Went 7-5 with a 2.68 ERA (33 ER/111.0 IP) in 21 games, all starts, for the M-Braves, fanning 147 and walking 47.
- Combined with RHP Jeremy Walker to no-hit Jackson on 6/28...Tossed 7.0 innings with two walks and 14 strikeouts in the 2-0 road win... His career-high 14 strikeouts tied the M-Braves' single-game record set by Tommy Hanson on 6/25/08 vs. Birmingham...The no-hitter was Mississippi's first since 8/2/10 vs. Mobile.
- Moved to Gwinnett on 8/5, and at the time of his promotion, led the Southern League with 147 strikeouts (T-3rd in MiLB) and ranked among the league's top 10 pitchers in BAA (2nd), starts (T-3rd), ERA (4th), WHIP (6th), wins (T-7th), innings (8th), and GO/AO ratio (9th, 1.00).
- Made his Triple-A debut on 8/6, allowing five runs, earned, over 3.0 innings to take an 8-3 loss at Rochester.

- Collected his only win for the Stripers on 8/11, beating Scranton/Wilkes-Barre, 3-1 on the road... Went 6.0 innings and allowed one run, earned, with six strikeouts.

## 2018

- Split the season between High-A Florida and Double-A Mississippi and combined to go 4-7 with a 2.49 ERA (33 ER/119.1 IP) across 24 starts.
- Ranked in the Top 10 among Atlanta's starting farmhands (min. 75.0 IP) in hits per 9.0 innings (1st, 6.6), strikeouts per 9.0 innings (2nd, 10.7), strikeouts (3rd, 142), ERA (4th, 2.49), and innings (9th, 119.1).
- Named by the organization as Florida's Pitcher of the Year after going 2-6 with a 2.52 ERA in 20 starts for the Fire Frogs, and earned Florida's Pitcher of the Month honors for July after going 1-0 with a 0.82 ERA (2 ER/22.0 IP) over four starts.
  - Was twice named Florida State League Pitcher of the Week, first from 7/2-8 (11.0 IP, 5 H, 0 R, 18 SO) and again from 7/30-8/5 (7.2 IP, 0 H, 0 R, 5 SO).

## 2017

- Played his first full professional season with Single-A Rome, and went 4-5 with a 3.14 ERA (29 ER/83.0 IP) and 101 strikeouts over 20 starts.
- Led all Atlanta farmhands (min. 75.0 IP) by averaging 11.0 strikeouts per 9.0 innings pitched.
- Pitched to a 6.15 ERA over six starts in May, but logged a 1.75 ERA (11 ER/56.2 IP) over 14 starts in the other five months of the season, including an 0.83 ERA (2 ER/21.2 IP) in seven starts after the All-Star break.

- Named South Atlantic League Pitcher of the Week (5/22-28) after tossing 6.0 scoreless innings with 11 strikeouts on 5/25 vs. Augusta.
- Entered 2017 named by *Baseball America* as Atlanta's No. 5 prospect, and as the No. 66 prospect in the minor leagues.

## 2016

- Split his first pro season between the GCL Braves and Rookie-Advanced Danville, combining to go 1-2 with a 2.04 ERA (9 ER/39.2 IP) over 10 starts.
- Allowed five earned runs over 4.0 innings on 8/22 vs. Bluefield, but pitched to a 0.99 ERA (4 ER/35.2 IP) in his other nine appearances.

## AMATEUR

- A 2016 preseason High School All-America selection by *Baseball America* and Rawlings-Perfect Game, he was limited during his senior year at Shenendehowa High School in Clifton Park, NY due to pneumonia.
  - Selected by the Braves with the third overall pick in the 2016 First-Year Player Draft, Atlanta's highest draft selection since 1991, when it took Mike Kelly second overall.

- Went 6-1 with two saves and a 0.66 ERA (5 ER/53.1 IP) over 11 appearances during his junior season...Allowed just 21 hits while striking out 91 in 53.1 innings pitched en route to being tabbed as the 2015 Pitcher of the Year by both *Baseball America* and Louisville Slugger.
- In the fall of 2015, helped Team USA (U18) win its third consecutive Gold Medal at the World Cup Championship in Osaka, Japan.
- Rated as the 12th-best prospect by *Baseball America* in the 2016 draft class, and also earned the distinction by the publication as having the "Best Delivery" by a prep pitcher.
  - ESPN ranked him as the seventh-best player and the third-best prep pitcher in the 2016 class.

## TRANSACTIONS

- Selected by the Atlanta Braves in the first round (3rd overall) of the 2016 First-Year Player Draft... Signed by Greg Morhardt.

## COMPLETE RECORD

Year	Club	W-L	ERA	G	GS	CG	SHO	SV	IP	H	R	ER	HR	HB	BB	SO	WP	BK
2016	GCL Braves	1-0	0.00	5	5	0	0	0	18.0	14	2	0	0	0	4	18	1	0
	Danville	0-2	3.74	5	5	0	0	0	21.2	19	10	9	1	0	8	18	5	0
2017	Rome	4-5	3.14	20	20	0	0	0	83.0	69	30	29	0	11	43	101	8	0
	Florida	2-6	2.52	20	20	0	0	0	100.0	73	31	28	2	2	40	118	18	0
2018	Mississippi	2-1	2.33	4	4	0	0	0	19.1	14	5	5	0	1	9	24	1	0
	Mississippi	7-5	2.68	21	21	1	0	0	111.0	82	38	33	8	2	47	147	8	0
2019	Gwinnett	1-2	6.57	5	5	0	0	0	24.2	23	18	18	5	0	18	25	1	0
<b>Minor Totals</b>		<b>17-21</b>	<b>2.91</b>	<b>80</b>	<b>80</b>	<b>1</b>	<b>0</b>	<b>0</b>	<b>377.2</b>	<b>294</b>	<b>134</b>	<b>122</b>	<b>16</b>	<b>16</b>	<b>169</b>	<b>451</b>	<b>42</b>	<b>0</b>





**NON-ROSTER INVITEE**

# BRYCE BALL

**82**

## INFIELDER

Full Name: **Brycelin Steven Ball**

Bats: **Left**

Throws: **Right**

Height: **6-6**

Weight: **240**

DOB: **July 8, 1998**

Opening Day Age: **21**

Born: **Mason City, IA**

Resides: **Mason City, IA**

MLB Debut: **None**

MLB Service Time: **0.000**

Acquired: **Braves' 24th-round pick in 2019**

Contract Status: **Signed through 2020**

## 2019

- Split his first professional season between Single-A Danville and Rome, combining to hit .329 (76-for-231) with 17 home runs and 52 RBI.
- Was named by the organization as Danville's (Rookie-Advanced) Player of the Year.
  - Led Danville and finished second in the league with 13 home runs despite playing in only 41 games.
  - Was also tabbed as Danville's Player of the Month in both June and July.
- Was an Appalachian League Post-Season All-Star...Along with finishing second in the circuit in home runs, ranked eighth with 38 RBI
  - Was also the Appy League Player of the Week for the period of 6/18-23, his first week in professional baseball...Hit .526 with two home runs and seven RBI, posting a 1.473 OPS.
- Selected by *Baseball America* as an Appalachian League Rookie All-Star...Also tabbed by the publication as the best "Power Hitter" in the Braves organization.

## AMATEUR

- In his only season at Dallas Baptist University, was a First Team All-Missouri Valley Conference selection after leading the conference in home runs (18), RBI (54) and walks (51).
  - His 18 home runs were the fifth most in a single season in DBU's Division I era.
- Spent the first two years of his collegiate career at North Iowa Area CC.
- Was a four-year letterman at Newman Catholic (IA) High School...Named a Rawlings-Perfect Game Honorable Mention All-American following his senior season.

## TRANSACTIONS

- Selected by the Atlanta Braves in the 24th round of the 2019 First-Year Player Draft.

## COMPLETE RECORD

Year	Club	AVG	G	AB	R	H	2B	3B	HR	RBI	SH	SF	HP	BB	SO	SB-CS	OBP	SLG	E
2019	Danville	.324	41	145	37	47	12	0	13	38	0	4	2	22	30	0-0	.410	.676	2
	Rome	.337	21	86	14	29	6	0	4	14	0	0	0	4	20	0-0	.367	.547	1
	<b>Minor Totals</b>	<b>.329</b>	<b>62</b>	<b>231</b>	<b>51</b>	<b>76</b>	<b>18</b>	<b>0</b>	<b>17</b>	<b>52</b>	<b>0</b>	<b>4</b>	<b>2</b>	<b>26</b>	<b>50</b>	<b>0-0</b>	<b>.395</b>	<b>.628</b>	<b>3</b>



NON-ROSTER INVITEE

# THOMAS BURROWS

# 79

## LEFT-HANDED PITCHER

Full Name: **Thomas E. Burrows**

Bats: **Left**

Throws: **Left**

Height: **6-2**

Weight: **230**

DOB: **September 14, 1994**

Opening Day Age: **25**

Born: **Florence, AL**

Resides: **Florence, AL**

MLB Debut: **None**

MLB Service Time: **0.000**

Acquired: **Trade with Seattle, January 11, 2017**

Contract Status: **Signed through 2020**

## 2019

- Spent the season between two levels of the Braves minor league system, appearing in 43 games out of the bullpen with seven saves in nine chances and a 4.42 ERA (28 ER/57.0 IP).
- Began the year with Triple-A Gwinnett, compiling a 5.21 ERA in 16 games...Sent to Double-A Mississippi and made his debut with the M-Braves on 5/28...Allowed two earned runs over 11.1 innings with one save in eight games before a promotion back to the Stripers.
- Returned to Gwinnett on 7/3 and appeared in 11 games with Stripers before returning to M-Braves...Finished his season in Double-A.

## 2018

- Split the season between Rome (A), Florida (A+) and Mississippi (AA) and combined to go 6-2 with a 2.66 ERA (20 ER/67.2 IP), 11 saves and 86 strikeouts across 45 games.
- Ranked in the Top 10 among Atlanta's relief prospects (min. 30 IP) in saves (T3rd, 11), hits per 9.0 innings (5th, 6.4) and ERA (8th, 2.66).

## 2017

- Acquired by Atlanta from Seattle in January and played the full season with Single-A Rome.
- His 92 strikeouts led all Atlanta relief farmhands, and his 12.4 SO/9.0 IP was the second-best rate in the system (min. 60.0 IP).

## 2016

- Made his professional debut with Low-A Everett after being selected by Seattle in the fourth round of the 2016 First-Year Player Draft.
- Struck out 13.5 batters per 9.0 innings,

## AMATEUR

- Finished his career at Alabama as the school's career leader with 30 saves (three seasons).

## TRANSACTIONS

- Selected by the Seattle Mariners in the fourth round (117th overall) of the 2016 First-Year Player Draft... Signed by Jay Catalano.
- Acquired by the Atlanta Braves along with LHP Luiz Gohara from the Seattle Mariners in exchange for OF Mallex Smith and RHP Shae Simmons on January 11, 2017

## COMPLETE RECORD

Year	Club	W-L	ERA	G	GS	CG	SHO	SV	IP	H	R	ER	HR	HB	BB	SO	WP	BK
2016	Everett	0-1	2.55	20	0	0	0	6	24.2	23	8	7	1	2	11	37	2	0
2017	Rome	3-5	2.16	38	0	0	0	3	66.2	48	20	16	1	9	25	92	11	0
2018	Rome	0-0	0.00	1	0	0	0	1	2.0	0	0	0	0	0	4	0	0	
	Florida	6-2	3.28	29	0	0	0	4	46.2	38	22	17	0	3	30	55	1	0
	Mississippi	0-0	1.42	15	0	0	0	6	19.0	10	3	3	0	2	6	27	1	0
2019	Gwinnett	1-1	4.75	27	0	0	0	6	36.0	31	21	19	3	5	18	39	2	1
	Mississippi	1-3	3.86	16	0	0	0	1	21.0	16	11	9	2	0	6	24	2	1
<b>Minor Totals</b>		<b>11-12</b>	<b>2.96</b>	<b>146</b>	<b>0</b>	<b>0</b>	<b>0</b>	<b>27</b>	<b>216.0</b>	<b>166</b>	<b>85</b>	<b>71</b>	<b>7</b>	<b>21</b>	<b>96</b>	<b>278</b>	<b>19</b>	<b>2</b>

Bold indicates led league



# JOHAN CAMARGO

# 17

## INFIELDER

Full Name: **Johan Ramos Valentin Camargo**

Bats: **Switch**

Throws: **Right**

Height: **6-0**

Weight: **195**

DOB: **December 13, 1993**

Opening Day Age: **26**

Born: **Panamá City, Panamá**

Resides: **Betania, Panamá**

MLB Debut: **April 11, 2017**

MLB Service Time: **2.137**

Acquired: **Signed as a non-drafted free agent, July 2, 2010**

Contract Status: **Signed through 2020**

## 2019

- In his second full major league season, played in 98 games and hit .233 (54-for-232) with 12 doubles, one triple, seven home runs, 32 RBI and 31 runs scored...Defensively, appeared at six different positions (1B, 2B, 3B, SS, LF, RF).
  - *A* Saw his first career major league action at first base, playing an inning on 7/16, and right field, making five starts.
  - *A* Made his first 13 career starts in the outfield, with eight starts in left field and five in right field.
  - *A* Committed only one error in 27 total chances in the outfield, totaling 16 games (113.2 innings).
- Went 10-for-38 as a pinch hitter, slashing .263/.282/.658...Seven of his 10 pinch hits went for extra bases, with three doubles and four home runs...Only San Francisco's Pablo Sandoval (10) and Pittsburgh's José Osuna (8) had more extra-base pinch hits...Tyler Austin also had seven between the Twins, Giants and Brewers.
- All four of his pinch-hit home runs in his career came in 2019...The Pirates' Osuna was the only player in baseball to hit more (5)...Three other players – Tyler Austin, Curtis Granderson and Raimel Tapia – also hit four.
  - *A* Is the fourth player in Braves history to hit at least that many pinch-hit home runs in a season...Evan Gattis (2013) and Tommy Gregg (1990) also hit four, while Butch Nieman hit a franchise record five for Boston in 1945.
- With runners in scoring position, batted .309/.406/.455 (17-for-55) with six extra-base hits and 23 RBI.

## CAREER HIGHS

Most Runs

**3, 6/4/17, ATL at CIN**

Most Hits

**4, 2x, last: 8/10/18, ATL vs. MIL**

Most Doubles

**2, 9x, last: 4/16/19, ATL vs. ARI**

Most Triples

**1, 4x, last: 4/28/19, ATL vs. COL**

Most Home Runs

**1, 30x, last: 9/10/19, ATL at PHI**

Most RBI

**5, 6/19/18, ATL at TOR**

Most Walks

**2, 13x, last: 8/4/19, ATL vs. CIN**

Most Stolen Bases

**1, 2x, last: 4/27/19, ATL vs. COL**

Longest Hitting Streak

**10 games, 6/22-7/4/18**

• *A* The only players on the Braves to hit for a higher batting average in those situations were Freddie Freeman (.358), Ozzie Albies (.338) and Ronald Acuña Jr. (.323).

- Was optioned to Triple-A Gwinnett on 8/16 and recalled to Atlanta on 9/1...In 14 games with the Stripers, batted .483/.531/.690 (28-for-58) with eight extra-base hits (6 2B, 2 HR), 15 RBI, five walks and 10 runs.

- *A* Had at least one hit in 13 of those games, including multiple hits in nine...In the time he was with Gwinnett, led the International League in batting average, hits, on-base percentage and OPS.
- In his first nine games with the Braves after the recall, went 5-for-11 (.455)...Four of those five hits went for extra bases (2 2B, 2 HR)...Posted a .500 on-base percentage and a 1.182 slugging percentage in that time.
- Fractured his right shin after fouling a ball off the shin in a September 11 at-bat at Philadelphia... Missed the rest of the season with the injury, including the postseason.

## 2018

- Hit .272 (126-for-464) with 19 home runs and an .806 OPS in 134 games during in his first full season at the major league level.
- Hit .339 (39-for-115) with a 1.023 OPS with runners in scoring position...His OPS in these situations ranked second in the National League among qualified hitters...Only Cincinnati's Joey Votto (1.028) was better.
- His 19 home runs were the most by a Braves third baseman since Chipper Jones hit 22 in 2008.
- Began the season on the 10-day disabled list with a right oblique muscle strain...Missed 16 games from 3/29-4/18.
- Returned to the lineup on 4/18 vs. PHI and struck out as a pinch hitter...His first three plate appearances of the season came in a pinch-hit role.
- *A* Went 3-for-5 for Triple-A Gwinnett on 4/18 to become the first player to play in both a minor league and major league game on the same day since Lane Adams did it for the Braves, 6/7/17...Adams pinch hit against the Phillies after starting the day with a 2-for-4 effort for Gwinnett.
- After being named the starting third baseman on 5/20, he hit .279 (112-for-402) with 17 home runs in 110 games.
  - *A* His 17 home runs over this stretch were the second most on the team, trailing only Ronald Acuña Jr.'s 22...His 10 game-winning RBI in this stretch also tied for the team lead with Freddie Freeman.
- Played primarily at third base (114 games, 105 starts)...Also appeared at shortstop (18 games, 15 starts) and second base (three games, two starts).
- A switch hitter, hit .273 (88-for-322) with 12 home runs and a .805 OPS from the left side and .268 (38-for-142) with seven home runs and a .808 OPS as a righty.
- Hit a solo shot on 5/29 vs. NYM (off Gerson Baustista) in the bottom of the ninth for his first career game-ending home run...His shot gave the Braves a 7-6 win.
- Hit his first career grand slam on 6/19 at TOR off Jaime Garcia.
  - *A* Finished the game 4-for-5 with five RBI from the No. 9 spot...Since the RBI became an official stat in 1920, only three N.L. No. 9 hitters have had four hits and five RBI: Jack Scott (1926), Johnny Sain (1946) and Micah Owings (2007).

## 2018 POSTSEASON

- Started all four games against LAD in the NLDS and went 0-for-15 with a walk and five strikeouts.

## 2017

- In his sixth professional season, made his major league debut on 4/11 after being recalled from Triple-A Gwinnett earlier that day...Entered the game as a pinch-hitter in the seventh inning (strikeout, reached first base on a wild pitch).
- Collected his first major league hit on 4/16 vs. SD with an eighth-inning, RBI-pinch single... Hit his first career home run, 7/9 off WSH's Matt Grace.
- Overall was with the MLB club on three separate occasions and played in a total of 82 games, including 59 starts between third base (30), short stop (23) and second base (6).
- Finished the season ranked tied for second among major league rookies (minimum 200 at-bats) with a .299 (72-for-241) batting average.
- Collected 21 doubles, all of which came over his first 77 games with Atlanta...His 21 doubles were the most through a player's first 77 games in Atlanta franchise history...After 6/3, his final recall from the G-Braves, his 21 doubles were just nine off the National League lead, despite having 103 fewer at-bats than leader Odúbel Herrera.
- Hit .310 with 19 doubles across 64 games, 6/16 through the end of the season...Opened his MLB career hitting .226 (7-for-31) with a .250 on-base percentage in his first 18 games.
- Hit .295 (65-for-220) with a .330 on-base percentage, 19 doubles, two triples, four home runs and 27 runs scored in 60 starts (59 starts, was scratched just prior to first pitch but after taking the field on 8/8 vs. PHI) with Atlanta.

- With Atlanta, batted .403 (29-for-72) with 10 doubles, three home runs and a .434 on-base percentage from the right side...Hit .254 (43-for-169) with 11 doubles and a .287 on-base percentage as a left-handed hitter.
- Appeared in 43 games (30 starts) at third base, 26 games (23 starts) at shortstop...Also appeared in nine games (six starts) at second base and one game in left field.
- Produced a .980 fielding percentage with the major league club, committing just four errors in 198 total chances.
- Suffered a right knee bone bruise on 8/9 during pre-game warmups and was placed on the 10-day disabled list...Following three rehabilitation games, was activated off the disabled list on 9/5 and batted .321 (18-for-56, 4 2B, HR, 4 R, 8 RBI) over his final 18 games.
- Opened the season with Triple-A Gwinnett and was a part of their roster on three separate occasions (not including a two-game rehabilitation stint)...Overall, batted .311 (38-for-122) with nine doubles, four home runs, 20 RBI and 17 runs scored in 31 games in his AAA debut...Also played in two rehabilitation games with GWN, 9/3 and 9/4 (0-for-7).
- Named by the organization as Gwinnett's Player of the Month for May after posting a .337 (30-for-89) average with two homers and 14 RBI.

## 2016

- Spent his first full season at the Double-A level in 2016, playing in 126 games, including 124 starts for the Mississippi Braves...Batted .267 (119-for-446) with a career-high 26 doubles, a career-high four home runs and 43 RBI...Had 36 total extra-base hits.
- Ranked second on the M-Braves in games (126), at-bats (446), hits (119) and doubles (26), third in triples (six) and batting average (tied, .267), and fourth in RBI (43) and runs (46).
- His 26 doubles also ranked seventh among Atlanta farmhands.
- Split time at second base, shortstop and third base, making 124 total starts...Made the most starts at second base with 64, followed by 31 starts at shortstop and 29 starts at third base...Posted a .971 fielding percentage (15 errors in 509 total chances) among the three positions.
- Batted .354 (34-for-96) in 27 games in July, with 14 runs, nine doubles, three triples and 14 RBI.
- Compiled a .320 (24-for-75) average against left-handed pitchers, while hitting .256 (95-for-371) versus righties.

- Closed the season by hitting .291 (65-for-223) in 62 games after the All-Star break, with 24 of his 36 extra-base hits on the season.
- Batted .315 (58-for-184) with runners on base, including a .296 (32-for-108) mark with runners in scoring position.
- Had his contract selected and was added to the 40-man roster on 11/18.
- Ranked by *Baseball America* as Atlanta's No. 27 prospect entering 2016, and as the "Best Defensive Infielder" in the farm system.

## 2015

- Played the full season with High-A Carolina, where he batted .258 (101-for-391) with 50 runs, 22 extra-base hits and 32 RBI in 130 games and picked up Carolina League Mid-Season and Year-End All-Star honors.
- Hit a career-high six triples on the season, tied for sixth-most among Braves farmhands...Opened the season batting .289 (54-for-187) in 64 games prior to the All-Star break, before batting just .230 (47-for-204) in 66 games over the season's second "half".
- Slugged his only home run of the season on 8/16 at Frederick, punctuating a 3-for-4 performance with two runs and two RBI.
- Following the season appeared in 16 games with the Peoria Javelinas of the Arizona Fall League, batting .206 (13-for-63).

## 2014

- Entered the season ranked by *Baseball America* as the organization's 14th-best prospect and was also tabbed by the publication as the organization's "Best Defensive Infielder" in its "Best Tools" survey.
- Opened his fourth professional campaign (third active season) with Single-A Rome before joining High-A Lynchburg on 8/15.
- Combined to hit .266 (127-for-478) with 23 extra-base hits in 132 games between the two stops.
- Made 118 starts, all at shortstop, for Rome and Lynchburg...Set career highs in nearly every offensive category to include hits (127), doubles (18), RBI (46), stolen bases (7), runs (60) and games (132).
- Ranked in the Top 10 among all Braves farmhands in several offensive categories, including games (3rd, 132), at-bats (4th, 479), runs (T8th, 60), and hits (9th, 126).



- Went 1-for-6 with one walk and one run scored in two postseason games with Lynchburg.
- Batted just .167 (14-for-84) with no extra-base hits and five RBI in his first 23 games to open the season, from 4/3-30...In 110 games, from 5/1 through the end of the season, hit .287 (113-for-394) with 23 extra-base hits, including 18 doubles and 41 runs driven in.

## 2013

- Rated by *Baseball America* as Atlanta's 19th-best prospect and as the "Best Defensive Infielder" in the Atlanta system.
- Led Danville (Rookie-Advanced) hitters in at-bats (228) and hits (67) while tying for the team lead in triples (four).
- Hit .323 (32-for-99) in 25 July contests, logging five doubles and a pair of triples while driving home seven.
- Recorded a .395 (17-for-43) average with two outs and RISP.

## 2012

- Tabbed by the organization as DSL Player of the Year after leading the team in average (.343), hits (68), doubles (14), OBP (.433), SLG (.455), and OPS (.887)...Led the organization in OBP among farmhands with more than 200 plate app.

## 2011

- Missed the season due to right elbow tendinitis.

## TRANSACTIONS

- Signed by the Atlanta Braves as a non-drafted free agent on July 2, 2010...Signed by Luis Ortiz.
- On Atlanta's disabled list (right knee bruise) from August 9 to September 5, 2017; included an injury rehabilitation assignment to the GCL Braves (R) and Gwinnett (AAA).
- On Atlanta's disabled list (right abdominal strain) from March 26 to April 18, 2018; included rehabilitation assignment with Florida (High-A) and Gwinnett (AAA).
- On Atlanta's injured list (fractured right shin) from September 12 to the end of the 2019 season.

## COMPLETE RECORD

Year	Club	AVG	G	AB	R	H	2B	3B	HR	RBI	SH	SF	HP	BB	SO	SB-CS	OBP	SLG	E
2011																			
2012	DSL Braves	.343	59	198	38	68	14	1	2	26	10	1	7	25	27	6-3	.433	.455	21
2013	Danville	.294	57	228	28	67	7	4	0	14	5	0	5	18	31	3-3	.359	.360	9
2014	Rome	.267	115	420	53	112	16	4	0	40	15	7	2	34	50	7-6	.320	.324	33
	Lynchburg	.259	17	58	7	15	2	0	1	6	1	2	0	1	13	0-0	.262	.345	3
2015	Carolina	.258	130	391	50	101	15	6	1	32	20	4	4	30	54	4-2	.315	.335	24
2016	Mississippi	.267	126	446	46	119	26	6	4	43	17	3	1	24	82	1-2	.304	.379	15
2017	Gwinnett	.295	33	129	17	38	9	1	4	20	1	2	2	8	22	1-0	.340	.473	4
	Atlanta	.299	82	241	30	72	21	2	4	27	2	1	0	12	51	0-0	.331	.452	4
	GCL Braves	.500	1	4	1	2	0	0	0	0	0	0	0	0	0	0-0	.500	.500	0
2018	Florida	.125	2	8	0	1	0	0	0	0	0	0	0	1	3	0-0	.222	.125	0
	Gwinnett	.303	8	33	6	10	2	0	3	7	0	0	0	3	9	0-0	.361	.636	1
	Atlanta	.272	134	464	63	126	27	1	19	76	0	3	6	51	108	1-1	.349	.457	13
2019	Atlanta	.233	98	232	31	54	12	1	7	32	1	0	0	15	43	1-0	.279	.384	7
	Gwinnett	.483	14	58	10	28	6	0	2	15	0	0	1	5	12	0-0	.531	.690	4
	<b>Minor Totals</b>	<b>.284</b>	<b>562</b>	<b>1973</b>	<b>256</b>	<b>561</b>	<b>97</b>	<b>22</b>	<b>17</b>	<b>203</b>	<b>69</b>	<b>19</b>	<b>22</b>	<b>149</b>	<b>303</b>	<b>22-16</b>	<b>.338</b>	<b>.382</b>	<b>114</b>
	<b>Major Totals</b>	<b>.269</b>	<b>314</b>	<b>937</b>	<b>124</b>	<b>252</b>	<b>60</b>	<b>4</b>	<b>30</b>	<b>135</b>	<b>3</b>	<b>4</b>	<b>6</b>	<b>78</b>	<b>202</b>	<b>2-1</b>	<b>.328</b>	<b>.438</b>	<b>24</b>

## DIVISION SERIES RECORD

Year	Club, Opp.	AVG	G	AB	R	H	2B	3B	HR	RBI	SH	SF	HP	BB	SO	SB	CS	E
2018	Atl. vs. LAD	.000	4	15	1	0	0	0	0	0	0	0	0	1	5	0	0	0

## MAJOR LEAGUE FIELDING RECORD

Position	PCT	G	PO	A	E	TC	DP
Third Base	.954	175	101	249	17	367	23
Shorstop	.983	69	68	162	4	234	37
Second Base	.961	16	20	29	2	51	9
Left Field	.957	12	22	0	1	23	0
Right Field	1.000	5	4	0	0	4	0
First Base	--	1	0	0	0	0	0



# WILLIAM CONTRERAS

# 60

## CATCHER

Full Name: **William Jesus Contreras**

Bats: **Right**

Throws: **Right**

Height: **6-0**

Weight: **180**

DOB: **December 24, 1997**

Opening Day Age: **22**

Born: **Puerto Cabello, VZ**

Resides: **Puerta Cabello, VZ**

MLB Debut: **None**

MLB Service Time: **0.000**

Acquired: **Signed as a non-drafted free agent, February 1, 2015**

Contract Status: **Signed through 2020**

## 2019

- Played for High-A Florida (50 G) and Double-A Mississippi (60 G), batting .255/.315/.354 (97-for-381) with 20 doubles, six home runs, 29 RBI and 50 runs scored in 110 games...Defensively, combined to throw out 32 of 98 would-be basestealers (32.7 percent).
- Named a Florida State League Mid-Season All-Star after hitting .263 (50-for-190) with three home runs and 22 RBI in 50 games to open the season...Was promoted to Double-A on 6/5 and spent the rest of the season with Mississippi.
- The Braves selected his contract on 11/19.
- Finished the year ranked by MLB.com as Atlanta's No. 8 prospect, including the second-best catching prospect (Shea Langeliers).

## 2018

- Split the season between Single-A Rome and High-A Florida, combining to bat .285/.347/.436 in 105 games between the two stops.
- Ended the season in the Top 10 among Braves farmhands (min. 200 PA) in doubles (T5th, 24), runs (T7th, 57), average (8th, .285), OPS (8th, .783), hits (9th, 111) and home runs (T9th, 11).

- Was named Rome's Player of the Month for July, and was named a South Atlantic League Post-Season All-Star.

## 2017

- Named Rookie-Advanced Danville's Player of the Year and an Appalachian League All-Star after batting .290/.379/.432 with 15 extra-base hits and 25 RBI in 45 games.
- Reached base at a .379 clip, which was the third-highest rate among Braves farmhands (minimum 150 at-bats).
- Batted .351/.419/.595 in 37 at-bats as the designated hitter, compared to a .273 (36-for-132) mark with a .391 slugging percentage in 132 at-bats playing catcher.

## PERSONAL

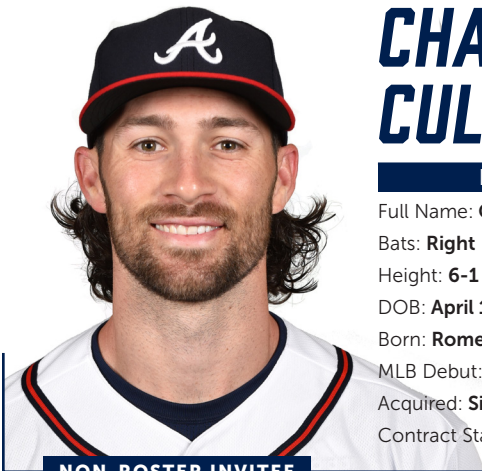
- Is the brother of Cubs catcher Willson Contreras.

## TRANSACTIONS

- Signed by the Atlanta Braves as a non-drafted free agent on February 1, 2015...Signed by Rolando Petit.

## COMPLETE RECORD

Year	Club	AVG	G	AB	R	H	2B	3B	HR	RBI	SH	SF	HP	BB	SO	SB-CS	OBP	SLG	E
2015	DSL Braves	.314	49	172	21	54	9	4	0	32	1	1	1	15	21	2-2	.370	.413	6
2016	GCL Braves	.264	30	72	8	19	5	0	1	8	1	0	2	7	15	0-1	.346	.375	2
2017	Danville	.290	45	169	29	49	10	1	4	25	0	3	2	24	30	1-0	.379	.432	6
2018	Rome	.293	82	307	54	90	17	1	11	39	0	2	4	29	73	1-1	.360	.463	12
	Florida	.253	23	83	3	21	7	0	0	10	0	1	0	6	16	0-0	.300	.337	7
2019	Florida	.263	50	190	26	50	11	0	3	22	0	0	3	14	44	0-0	.324	.368	4
	Mississippi	.246	60	191	24	47	9	0	3	17	0	1	2	15	40	0-0	.306	.340	10
<b>Minor Totals</b>		<b>.279</b>	<b>339</b>	<b>1184</b>	<b>165</b>	<b>330</b>	<b>68</b>	<b>6</b>	<b>22</b>	<b>153</b>	<b>2</b>	<b>8</b>	<b>14</b>	<b>110</b>	<b>239</b>	<b>4-4</b>	<b>.345</b>	<b>.402</b>	<b>47</b>



NON-ROSTER INVITEE

# CHARLIE CULBERSON

8

## INFIELDER

Full Name: **Charles Edward Culberson**Bats: **Right**Throws: **Right**Height: **6-1**Weight: **200**DOB: **April 10, 1989**Opening Day Age: **30**Born: **Rome, GA**Resides: **Marietta, GA**MLB Debut: **May 13, 2012**MLB Service Time: **4.084**Acquired: **Signed to a minor-league contract, December 13, 2019**Contract Status: **Signed through 2020**

## 2019

- Spent his second consecutive full season with Atlanta, hitting .259 (35-for-135) with five home runs and 20 RBI in 108 games.
  - Played in a utility role, spending time defensively at six positions...Played in 35 games in left field (three starts), 11 in right field (five starts), 10 at first base (one start), seven at shortstop (six starts) and one at third base...Also made two relief appearances, the second and third such outings of his career...Did not allow a run in 2.0 innings (2 H, 2 BB, 1 K).
  - Recorded an .862 OPS against left-handed pitching, slashing .321/.333/.528 (17-for-53) in 54 plate appearances...Had a .682 OPS (.270 OBP, .378 SLG) versus right-handers in 90 plate appearances.
- Took 58 plate appearances as a pinch hitter and batted .283/.333/.509 (15-for-53) with two doubles, two triples, two home runs and 10 RBI...Ranks among major league pinch hitters in 2019: RBI (T1st, 10), triples (T1st, 2), hits (3rd, 15), extra-base hits (T5th, 6) and home runs (T10th, 2).
  - His .283 average was the highest for a Braves pinch hitter (min. 40 ABs) since Eric Hinske hit .298 (14-for-47) in 2010.
  - Is one of two players in Braves history to hit multiple pinch-hit triples in a season...OF Matt Diaz also hit two in 2006.
  - Along with his two pinch-hit home runs in 2018, Culberson was one of 13 players in baseball to hit four such home runs between the 2018 and 2019 seasons...Pittsburgh's José Osuna had six in that time, while Curtis Granderson, Hunter Renfroe and Raimel Tapia had five.

## CAREER HIGHS

Most Runs

**3, 6/19/18, ATL at TOR**

Most Hits

**4, 2x, last: 8/7/19, ATL at MIN**

Most Doubles

**2, 5x, last: 8/7/19, ATL at MIN**

Most Triples

**1, 6x, last: 6/14/19, ATL vs. PHI**

Most Home Runs

**1, 23x, last: 9/8/19, ATL vs. WSH**

Most RBI

**3, 4x, last: 8/8/18, ATL at WSH**

Most Walks

**2, 7x, last: 9/5/18, ATL vs. BOS**

Most Stolen Bases

**2, 9/21/13, COL vs. ARI**

Longest Hitting Streak

**10 games, 9/11-22/13**

- Made 15 starts, and Atlanta went 12-3 in those games (.800)...Batted .241 (14-for-58) with three RBI and four runs scored.
  - Matched his single-game career high with four hits on 8/7 at Minnesota...Had two doubles, two RBI and one run scored in the game...Also had four hits on 7/23/18 at Miami.

▲ Hit .341 (14-for-41) in his first 10 starts...  
Went 0-for-17 in his final five.

- Awarded MLB's Play of the Week for the period of 7/1-7...Entered the game on 7/7 vs. Miami as a defensive replacement in left field...In a one-run game with the bases loaded and no outs in the ninth inning, caught a line drive (off the bat of Neil Walker) and threw out the potential tying run at the plate to complete the double play.
- Squaring to bunt in the seventh inning of a game on 9/14 at Washington, got hit in the face with a Fernando Rodney pitch...Missed the rest of the season with a fractured right cheekbone.

## 2018

- In his first season in Atlanta, established career-high totals in nearly every offensive category, including games (113), at-bats (296), hits (80), home runs (12) and OPS (.792)...His previous high in games played and at-bats was 95 and 210, respectively, in 2014.
- Appeared defensively at seven different positions: LF (29 games, 23 starts), 3B (20 games, 17 starts), SS (20 games, 15 starts), 2B (9 games, 8 starts), 1B (2 games, 0 starts), RF (2 games, 1 start), P (1 game, 0 starts)...Tossed his first career inning, 8/17 vs. COL, allowing two hits and a run...Made 64 total starts in the field.
- Pinch hit and homered with a runner aboard for his fourth career game-ending home run on 6/3 vs. WSH (Tanner Roark)...Also hit a game-ending pinch-hit home run on 5/28 vs. NYM (G1) (off Seth Lugo) for his first home run with the Braves...Since the Braves moved to Atlanta in 1996, the only other Braves player to hit a game-ending pinch-hit home run for his first homer with the team was Keith Lockhart on 5/21/97.

▲ Became the first player in Atlanta-era history with two pinch-hit game-ending home runs in the same season...Only one Braves player, Brian Hunter, had two such homers over his entire Atlanta career...Prior to Culberson, the last major league player with two such homers in a season was Jason Giambi for the 2013 Cleveland Indians.

▲ His only home run with the Dodgers, his previous team, was also a game-ending home run...He became the first player in MLB history to hit three game-ending home runs without any other type of homer in-between.

- Had three hits in his first 27 at-bats (.111) spanning 16 games through the end of April...From the beginning of May through the end of the season, hit .286 (77-for-269) with a .835 OPS.
- Hit .303 (50-for-165) with seven home runs and a .521 slugging percentage in 55 road games...Over 58 games at SunTrust Park, batted .229 (30-for-131) and slugged .397.
- Batted .397 (27-for-68) with three home runs and a .462 on-base percentage with runners in scoring position...With two out in these situations, hit .464 (13-for-28) with a .583 on-base percentage and a .786 slugging mark.
- Collected a career-best four hits, 7/23 at MIA... Also tied his career-best total with three RBI.

## 2018 POSTSEASON

- Started all four games of the NLDS at shortstop... Went 2-for-12 (.167).

## 2017

- Acquired from the Los Angeles Dodgers along with three other players on 12/16/17 in exchange for Matt Kemp.
- Split the 2017 season between the Dodgers and their Triple-A team at Oklahoma City before making the club's league championship and World Series roster.
- Opened the season at Triple-A Oklahoma City, before joining LAD in September...Had two hits in 13 at-bats (.154) over 15 games with LAD.

## 2017 POSTSEASON

- Played in 10 total postseason games, including five during the National League Championship Series and five World Series contests...Hit a combined .500 (8-for-16) with four extra-base hits, including his first career postseason home run, two RBI and four runs scored.
- Replaced the injured Corey Seager on the NLCS roster and started at shortstop in three of the five games he appeared in...Posted a .455 (5-for-11) batting average with three extra-base hits, one RBI and two runs scored in five NLCS games.
- Batted .600 (3-for-5) in five WS games...Hit his first career postseason home run in Game 2 off of HOU's Justin Verlander...The two-out, two-run, sixth-inning shot put LAD ahead 4-2.

## 2016

- In three stints with the Dodgers, he batted .299 with three doubles, a home run and seven RBI in 34 games after making the club's Opening Day roster.

- Appeared in 10 games (nine starts) at second base, four games (two starts) at third, 11 games (eight starts) at shortstop and two games at left field.
- Hit a walk-off homer on Sept. 25 vs. COL to clinch the N.L. West title...Was his second-career walk-off home run (5/3/14, COL vs. NYM).

## 2015

- Limited to only five games with Triple-A Albuquerque in an injury-shortened campaign.
- Opened the season on the disabled list (lumbar disc inflammation) and was reinstated on 6/6, when he was outrighted to Triple-A Albuquerque...Returned to the DL on 6/23, where he remained for the rest of the season.

## 2014

- Was a member of his first career Opening Day roster and spent nearly the entire season on the Rockies active roster... Was optioned 4/13 to Triple-A and recalled from Triple-A on 4/21.
- Received starts at all four infield positions, including double digit starts at second base (14), third base (18) and shortstop (13)...Posted a .987 fielding percentage at shortstop, making just one error in 135.2 innings.
- Received 21 pinch-hit plate appearances, batting .167 (3-for-18) with one double, one home run and five RBI...His home run was a pinch-hit, walk-off, two-run home run on 5/3 vs. NYM...It was the first walk-off home run of his career.

## 2013

- In his first full season in the Rockies organization, spent the majority of the season at Triple-A, but also played in 47 games at the major league level.
- Colorado recalled him 7/29 and remained on the active roster for the remainder of the season.
- Connected on his first career home run on 8/16 at BAL off Wei-Yin Chen.

## 2012

- Played his first game with the Triple-A Colorado Springs against his former team (Fresno) after being acquired for Marco Scutaro on 7/28... Batted .336 (42-for-125) in 30 games for the Sky Sox after being acquired.
- Prior to being acquired by the Rockies on 7/27/12, he made his major league debut with San Francisco on 5/13/12 at ARI with a start at second base.

▲ Collected first MLB hit in that same game.

▲ First major league RBI came 5/17/12 vs. STL.

- Appeared in six game with Giants before being optioned back to Triple-A on 7/28/12...In 91 games at Triple-A Fresno prior to the trade, he hit .236 (83-for-351) with 14 doubles six triples, 10 home runs and 53 RBI.

## MINOR LEAGUE HIGHLIGHTS

- Set the Richmond franchise record in **2011** when he homered in three-consecutive games 6/8-10...Also named to the Eastern League Mid-Season All-Star team and went 2-for-2 with two runs scored as a reserve in the Eastern League All-Star Game that season.

## PERSONAL

- Graduated from Calhoun High School in Georgia.
- His grandfather, Leon, played in the Majors from 1943-48 with the Red Sox and Senators...His father, Charles, was selected by the Giants in the 1984 draft, but did not reach the big leagues.
- He and his wife, Sarah, have three children: Collins, Ace and Everly.

## TRANSACTIONS

- Selected by the San Francisco Giants in the Compensation A round (51st overall) of the 2007 First-Year Player Draft...Signed by Sean O'Connor.
- Acquired by the Colorado Rockies from the San Francisco Giants in exchange for INF Marco Scutaro and cash considerations on July 27, 2012.
- On Colorado's disabled list (lumbar disc inflammation) from March 31 to June 6, 2015; included an injury rehabilitation assignment to Albuquerque (AAA)...Transferred to the 60-day disabled list on April 12.
- Signed by the Los Angeles Dodgers to a minor league contract on November 19, 2015.
- Acquired by the Atlanta Braves along with LHP Scott Kazmir, RHP Brandon McCarty, INF Adrián González and cash considerations from the Los Angeles Dodgers in exchange for OF Matt Kemp on December 16, 2017.
- On Atlanta's 60-day injured list (right cheekbone fracture) from September 17 to the end of the 2019 season.
- Signed by the Atlanta Braves to a minor-league contract on December 13, 2019.

**COMPLETE RECORD**

Year	Club	AVG	G	AB	R	H	2B	3B	HR	RBI	SH	SF	HP	BB	SO	SB-CS	OBP	SLG	E
2007	AZL Giants	.286	46	161	32	46	8	5	1	16	0	2	5	19	38	19-1	.374	.416	14
2008	Augusta	.234	81	282	31	66	11	2	3	27	3	4	6	18	57	6-6	.290	.319	75
2009	Augusta	.246	132	509	71	125	19	3	2	36	4	2	10	33	110	15-4	.303	.306	40
2010	San Jose	.290	128	503	80	146	28	4	16	71	1	6	8	33	99	25-7	.340	.457	15
2011	Richmond	.259	137	553	69	143	34	2	10	56	4	2	6	22	129	14-4	.293	.382	13
2012	Fresno	.236	91	351	53	83	14	6	10	53	2	3	4	20	76	8-2	.283	.396	11
	San Francisco	.136	6	22	0	3	0	0	0	1	1	0	0	0	7	0-0	.136	.136	0
	Colorado Springs	.336	30	125	17	42	11	1	2	12	0	1	1	1	18	6-2	.344	.488	2
2013	Colorado Springs	.310	97	397	63	123	27	8	14	64	2	2	1	17	74	13-9	.338	.524	16
2013	Colorado	.293	47	99	12	29	5	0	2	12	0	1	0	4	23	5-1	.317	.404	2
2014	Colorado	.195	95	210	17	41	7	2	3	24	4	2	5	12	62	2-2	.253	.290	4
	Colorado Springs	.429	2	7	1	3	2	0	0	0	0	0	0	1	2	0-0	.500	.714	0
2015	Albuquerque	.200	5	20	3	4	1	0	1	2	0	0	0	0	6	0-0	.200	.400	1
2016	Los Angeles (NL)	.299	34	67	6	20	3	0	1	7	0	0	0	1	13	1-0	.309	.388	2
	Oklahoma City	.260	70	265	32	69	17	2	4	33	1	0	1	18	61	6-5	.310	.385	7
2017	Oklahoma City	.250	108	384	37	96	13	4	4	32	2	1	1	26	68	7-3	.299	.336	8
	Los Angeles (NL)	.154	15	13	0	2	1	0	0	1	0	0	0	2	4	0-0	.267	.231	1
2018	Atlanta	.270	113	296	47	80	18	2	12	45	0	1	4	21	85	4-2	.326	.466	5
2019	Atlanta	.259	108	135	14	35	5	2	5	20	1	1	1	6	44	0-1	.294	.437	2
<b>Minor Totals</b>		<b>.266</b>	<b>927</b>	<b>3557</b>	<b>489</b>	<b>946</b>	<b>185</b>	<b>37</b>	<b>67</b>	<b>402</b>	<b>19</b>	<b>23</b>	<b>43</b>	<b>208</b>	<b>738</b>	<b>119-43</b>	<b>.312</b>	<b>.395</b>	<b>202</b>
<b>Atlanta Totals</b>		<b>.267</b>	<b>221</b>	<b>431</b>	<b>61</b>	<b>115</b>	<b>23</b>	<b>4</b>	<b>17</b>	<b>65</b>	<b>1</b>	<b>2</b>	<b>5</b>	<b>27</b>	<b>129</b>	<b>4-3</b>	<b>.316</b>	<b>.457</b>	<b>7</b>
<b>Major Totals</b>		<b>.249</b>	<b>418</b>	<b>842</b>	<b>96</b>	<b>210</b>	<b>39</b>	<b>6</b>	<b>23</b>	<b>110</b>	<b>6</b>	<b>5</b>	<b>10</b>	<b>46</b>	<b>238</b>	<b>12-6</b>	<b>.295</b>	<b>.392</b>	<b>16</b>

**DIVISIONAL SERIES RECORD**

Year	Club, Opp.	AVG	G	AB	R	H	2B	3B	HR	RBI	SH	SF	HP	BB	SO	SB	CS	E
2016	LAD vs. Wsh.	.000	4	7	0	0	0	0	0	0	0	0	0	0	2	0	0	0
2018	Atl. vs. LAD	.167	4	13	1	2	0	0	0	0	0	0	0	1	4	0	0	0
<b>D.S. Totals</b>		<b>.105</b>	<b>8</b>	<b>20</b>	<b>1</b>	<b>2</b>	<b>0</b>	<b>0</b>	<b>0</b>	<b>0</b>	<b>0</b>	<b>0</b>	<b>0</b>	<b>1</b>	<b>6</b>	<b>0</b>	<b>0</b>	<b>0</b>

**LEAGUE CHAMPIONSHIP RECORD**

Year	Club, Opp.	AVG	G	AB	R	H	2B	3B	HR	RBI	SH	SF	HP	BB	SO	SB	CS	E
2017	LAD vs. Chi.	.455	5	11	2	5	2	1	0	1	1	1	0	0	2	0	0	0

**WORLD SERIES RECORD**

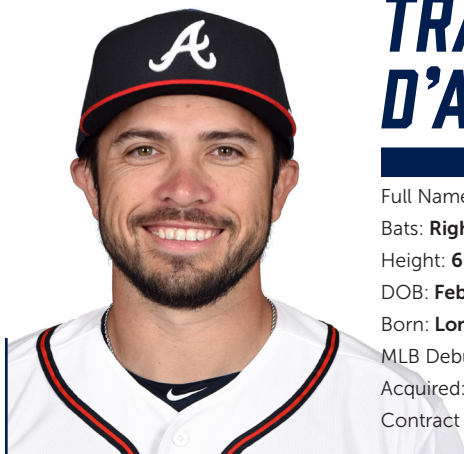
Year	Club, Opp.	AVG	G	AB	R	H	2B	3B	HR	RBI	SH	SF	HP	BB	SO	SB	CS	E
2017	LAD vs. Hou.	.600	5	5	2	3	0	0	1	1	0	0	0	0	1	0	0	0

**MAJOR LEAGUE FIELDING RECORD**

Position	PCT	G	PO	A	E	TC	DP
Left Field	.990	93	90	5	1	96	2
Shortstop	.975	72	71	127	5	203	28
Third Base	.962	58	22	79	4	105	7
Second Base	.970	51	68	95	5	168	22
First Base	.986	16	63	7	1	71	8
Right Field	1.000	13	14	1	0	15	0
Pitcher	1.000	3	0	1	0	1	0

**MAJOR LEAGUE PITCHING RECORD**

Year	Club	W-L	ERA	G	GS	CG	SHO	SV	IP	H	R	ER	HR	HB	BB	SO	WP	BK
2018	Atlanta	0-0	9.00	1	0	0	0	0	1.0	2	1	1	0	0	0	0	0	0
2019	Atlanta	0-0	0.00	2.0	0	0	0	0	2.0	2	0	0	0	0	2	1	1	0
<b>Major Totals</b>		<b>0-0</b>	<b>3.00</b>	<b>3.0</b>	<b>0</b>	<b>0</b>	<b>0</b>	<b>0</b>	<b>3.0</b>	<b>4</b>	<b>1</b>	<b>1</b>	<b>0</b>	<b>0</b>	<b>2</b>	<b>1</b>	<b>1</b>	<b>0</b>



# TRAVIS D'ARNAUD

# 16

## CATCHER

Full Name: **Travis E. d'Arnaud**

Bats: **Right**

Throws: **Right**

Height: **6-2**

Weight: **210**

DOB: **February 10, 1989**

Opening Day Age: **31**

Born: **Long Beach, CA**

Resides: **Port St. Lucie, FL**

MLB Debut: **August 17, 2013**

MLB Service Time: **6.044**

Acquired: **Signed as a free agent, November 24, 2019**

Contract Status: **Signed through 2021**

## 2019

- Split the season between New York (NL), Los Angeles (NL) and Tampa Bay, hitting .251/.312/.433 (88-for-351) in 103 games... Matched his single-season career high hitting 16 home runs (also: 2017), while driving in 69 runs and scoring 52 runs, totals that were each single-season career bests.
- Began the year on the Mets' injured list recovering from "Tommy John" surgery that ended his 2018 season...Reinstated from the IL on 4/07...Went 2-for-23 (.087) after his activation... Was designated for assignment on 4/28.
- Signed a major league contract with the Dodgers on 5/5...Got one at-bat with Los Angeles (grounding out as a pinch hitter) before being traded to Tampa Bay on 5/10.
- With Tampa Bay, hit all 16 of his home runs for the season, setting a new franchise record for catchers...John Flaherty (14 in 1999) and Wilson Ramos (14 in 2018) previously held the mark.
  - Also drove in 67 runs with the Rays, the most among major league catchers from the time of his Tampa debut through the end of the season...Only Austin Meadows had more RBI on the team in that time.
- Hit three home runs on July 15 at Yankee Stadium, the last of which was a go-ahead, three-run homer with two outs in ninth inning off Aroldis Chapman...Also hit solo home runs in the first and third innings.
  - Became the first player in franchise history to hit three home runs in a road game...Evan Longoria (twice; 9/18/08 and 10/3/12), Jonny Gomes (7/30/05) and B.J. Upton (9/9/12) had previously done so at home.

## CAREER HIGHS

Most Runs

**3, 3x, last: 7/15/19, TB at NYY**

Most Hits

**4, 4/13/17, NYM at MIA**

Most Doubles

**2, 8x, last: 5/27/19, TB vs. TOR**

Most Triples

**1, 5x, last: 4/13/17, NYM at MIA**

Most Home Runs

**3, 7/15/19, TB at NYY**

Most RBI

**5, 2x, last: 7/15/19, TB at NYY**

Most Walks

**3, 2x, last: 8/3/19, TB vs. MIA**

Most Stolen Bases

**1, 4/25/14, NYM vs. MIA**

Longest Hitting Streak

**9 games, 2x, last: 7/26-8/6/19**

- Batting from the No. 1 spot in the lineup, became the first catcher in major league history to homer three times in a game out of the leadoff spot.
- His three home runs drove in all five of Tampa Bay's runs, marking the first time in franchise history a player recorded five or more RBI to account for all the team's offense in a winning effort.

• Tied a single-game franchise record by totaling 12 bases, and tied his personal single-game career best by driving in five runs.

• Also drew two walks in the game...Is the first Rays player to reach base safely five times as part of a three-homer game.

• Nine days earlier, on July 6, also against New York (AL), hit a walk-off home run off RH Chad Green, his second career walk-off hit...His previous such hit was on September 15, 2013, a single off Miami's Ryan Webb.

• In 20 games in July, batted .342/.425/.711 (26-for-76)...Had eight home runs and 25 RBI, both franchise records for a catcher in a calendar month.

• Regardless of position, his eight home runs tied the franchise record, joining Carlos Peña (2007), Aubrey Huff (2004, 2005) and Gerald Williams (2000), while his 25 RBI tied for second most in a month, behind Williams (27 in 2000).

• With runners in scoring position, hit .348/.389/.641 (32-for-92) with Tampa Bay; all three totals led the team from the time of his debut (5/11)...Had six doubles, seven home runs and 54 RBI in those situations.

• Had the three longest hitting streaks of his career with the Rays...Had two separate nine-game hitting streaks (6/29-7/15 and 7/26-8/06) and an eight-game streak (9/13-24).

## 2019 POSTSEASON

• Was Tampa Bay's starting catcher in all six of their postseason games...Hit .105/.217/.105 (2-for-19) with two RBI and one run scored.

• Had one RBI in each of the Rays' two wins in the Division Series against Houston.

## CAREER HIGHLIGHTS

• Has played in 500 regular-season games over his seven-year major league career, hitting .246/.307/.412 (415-for-1688) with 63 home runs, 231 RBI and 202 runs scored.

• Is a career .258/.325/.456 (116-for-450) batter in 501 career plate appearances against left-handers...Since the start of the 2017 season, has slashed .286/.347/.536 (64-for-224) versus southpaws with 13 home runs and 47 RBI... Conversely, over the last three years, has hit just .229/.280/.392 against right-handers.

• Defensively, has appeared in 454 games at catcher (378 with New York, 76 with Tampa Bay), 21 at first base (all last season with Tampa Bay), one at third base and one at second base...On 8/16/17 against New York (AL), got the start at third base, playing the first five innings, before moving to second base for the remainder of the game.

• Has played in 20 career postseason games, 14 of which came in the 2015 season when the Mets advanced to the World Series...Had three home runs and seven RBI during that postseason run.

• His three home runs were the second most by a Mets catcher in a single postseason...Mike Piazza previously hit four home runs in the 2000 postseason.

• Hit the first postseason home run in Citi Field history in Game 3 of the NLDS vs. Los Angeles (NL)...Went 3-for-5 with three RBI and three runs scored in that game, matching the most RBI by a Mets catcher in a playoff game...Gary Carter did it twice (both in 1986) while Mike Piazza did it once (1999).

• Suffered a partial tear of his ulnar collateral ligament in his right elbow after making four starts to begin the season...Underwent "Tommy John" surgery on April 17 and missed the rest of the season...The surgery was performed by Mets Medical Dr. David Altchek at the Hospital for Special Surgery.

• Matched his single-season career high with 16 home runs in 2017 (also: 2019) and drove in 54... That was the most home runs by a Mets catcher since Mike Piazza hit 19 in 2005...Nine of his home runs that season either tied the game or gave New York the lead.

• Had 16 RBI in April, surpassing his season total from 2016 (15)...Since 1920, when RBI became an official statistic, he was the first player to exceed his RBI total from the previous season by April 30 of the next season (min. 275 plate appearances).

• Named to the Topps' Rookie Team in 2014 after leading all N.L. rookies with 13 home runs... Became the third Mets player to lead N.L. rookies in home runs, joining Darryl Strawberry (26 in 1983) and Ron Swoboda (19 in 1965).

• In the following campaign, hit 12 home runs in 2015, becoming the first Mets catcher to have back-to-back double-digit home runs seasons since Mike Piazza in 2002-03.



- Has been traded three times in his career, twice for Cy Young Award winners...Was first traded in 2009 from Philadelphia, his original organization, to Toronto in a four-player deal featuring Hall-of-Famer Roy Halladay...Was then traded in 2012 from Toronto to New York (NL) in a seven-player deal featuring R.A. Dickey.

## MINOR LEAGUE HIGHLIGHTS

- Named to the SiriusXM All-Star Futures Game in 2012...Did not play due to injury.
- Named the Eastern League's Most Valuable Player in 2011...Was also named an Eastern League Mid- and Post-Season All-Star that year.
- Selected to the Florida State League Mid- and Post-Season All-Star teams in 2010.

## AMATEUR

- Was a three-time All-American at Lakewood (CA) High School from 2005-07.
- Played for Team USA in the IBAF Baseball World Cup in Panama in 2011.

## PERSONAL

- Is the younger brother of Chase, who has played seven seasons in the major leagues between Pittsburgh (2011-12, 2014), Philadelphia (2015), Atlanta (2016-17), Boston (2017), San Diego (2017) and San Francisco (2018).
- He and his wife, Brittany, have one daughter, Charlie Belle.

## TRANSACTIONS

- Selected by the Philadelphia Phillies in the first round (37th overall, supplemental) of the 2007 First-Year Player Draft out of Lakewood (CA) High School.
- Acquired by the Toronto Blue Jays along with RHP Kyle Drabek and OF Michael Taylor from the Philadelphia Phillies in exchange for RHP Roy Halladay and cash on December 16, 2009.

- Acquired by the New York Mets along with C John Buck, RHP Noah Syndergaard and OF Wuilmer Becerra from the Toronto Blue Jays in exchange for RHP R.A. Dickey, C Josh Thole, C Mike Nickeas on December 17, 2012.
- On New York-NL's disabled list (concussion) from May 14 to May 29, 2014; included a rehabilitation assignment with Binghamton (AA).
- On New York-NL's disabled listed (metacarpal fracture of the right pinky finger) from April 21 to June 10, 2015; included rehabilitation assignments with St. Lucie (A+) and Las Vegas (AAA).
- On New York-NL's disabled list (strained left elbow) from June 21 to July 30, 2015; included rehabilitation assignments with St. Lucie (A+) and Binghamton (AA).
- On New York-NL's disabled list (right rotator cuff strain) from April 26 to June 21, 2016; included rehabilitation assignments with St. Lucie (A+) and Las Vegas (AAA).
- On New York-NL's disabled list from May 3 to May 24, 2017 with a bruised right wrist; included rehabilitation assignments with St. Lucie (A+) and Las Vegas (AAA).
- On New York-NL's disabled list (partial tear of the ulnar collateral ligament in the right elbow) from April 9 to the end of the 2018 season...Transferred to the 60-Day IL on April 13.
- Signed by the Los Angeles Dodgers to a major league contract on May 5, 2019.
- Acquired by the Tampa Bay Rays from the Los Angeles Dodgers in exchange for cash on May 10, 2019.
- Signed by the Atlanta Braves to a two-year contract on November 24, 2019.

## 2019 BY DAY AND MONTH

Day	Home	Road	Month	Home	Road
Monday (9-5)	5-0	4-5	March (0-3)	---	0-3
Tuesday (9-15)	4-8	5-7	April (14-12)	9-9	5-3
Wednesday (16-7)	8-4	8-3	May (16-12)	5-6	11-6
Thursday (9-12)	8-5	1-7	June (20-8)	10-2	10-6
Friday (18-7)	8-5	10-2	July (15-10)	7-6	8-4
Saturday (18-10)	8-5	10-5	August (19-9)	11-4	8-5
Sunday (18-9)	9-4	9-5	September (14-11)	9-4	5-6
<b>Total</b>	<b>50-31</b>	<b>47-34</b>	<b>Total</b>	<b>50-31</b>	<b>47-34</b>

# COMPLETE RECORD

Year	Club	AVG	G	AB	R	H	2B	3B	HR	RBI	SH	SF	HP	BB	SO	SB-CS	OBP	SLG	E
2007	GCL Phillies	.241	41	141	18	34	3	0	4	20	0	2	4	4	23	4-2	.278	.348	4
2008	Williamsport	.309	48	175	21	54	13	1	4	25	0	3	1	18	29	1-2	.371	.463	6
	Lakewood	.297	16	64	12	19	5	0	2	5	0	0	1	5	10	0-0	.357	.469	4
2009	Lakewood	.255	126	482	71	123	38	1	13	71	0	9	8	41	75	8-4	.319	.419	6
2010	Dunedin	.259	71	263	36	68	20	1	6	38	0	5	4	20	63	3-1	.315	.411	2
2011	New Hampshire	.311	114	424	72	132	33	1	21	78	0	1	8	33	100	4-2	.371	.542	6
2012	Las Vegas	.333	67	279	45	93	21	2	16	52	0	2	3	19	59	1-1	.380	.595	4
2013	Las Vegas	.304	19	56	19	17	8	0	2	12	0	1	0	21	12	0-0	.487	.554	2
	GCL Mets	.318	6	22	4	7	3	0	0	5	0	0	0	1	2	0-0	.348	.455	1
	Binghampton	.222	7	27	2	6	2	1	1	3	0	0	0	3	9	0-0	.300	.481	2
	New York (NL)	.202	31	99	4	20	3	0	1	5	0	1	0	12	21	0-0	.286	.263	0
2014	New York (NL)	.242	108	385	48	93	22	3	13	41	1	1	2	32	64	1-0	.302	.416	9
	Binghampton	.125	3	8	2	1	0	0	1	2	0	0	0	1	0	0-0	.222	.500	0
	Las Vegas	.436	15	55	13	24	8	0	6	16	0	0	1	3	5	0-0	.475	.909	2
2015	New York (NL)	.268	67	239	31	64	14	1	12	41	0	2	4	23	49	0-0	.340	.485	3
	St. Lucie	.375	5	16	0	6	0	0	0	4	0	0	0	2	2	0-0	.444	.375	0
	Las Vegas	.125	2	8	0	1	1	0	0	0	0	0	0	0	2	0-0	.125	.250	0
	Binghampton	.300	5	20	3	6	1	0	0	1	0	0	0	0	2	0-0	.300	.350	0
2016	New York (NL)	.247	75	251	27	62	7	0	4	15	2	1	3	19	50	0-0	.307	.323	1
	St. Lucie	.310	8	29	3	9	2	0	0	5	0	0	0	9	5	1-0	.474	.379	0
	Las Vegas	.333	3	12	2	4	2	0	0	2	0	0	0	2	3	0-0	.429	.500	0
	New York (NL)	.244	112	348	39	85	19	1	16	57	0	3	2	23	59	0-0	.293	.443	4
2017	St. Lucie	.250	2	8	0	2	0	0	0	0	0	0	0	0	1	0-0	.250	.250	0
	Las Vegas	.231	4	13	1	3	2	0	0	1	0	0	0	0	2	0-0	.231	.385	0
	New York (NL)	.200	4	15	1	3	0	0	1	3	0	0	0	1	5	0-0	.250	.400	1
2019	St. Lucie	.286	2	7	0	2	0	0	0	1	0	0	0	1	1	0-0	.375	.286	0
	New York (NL)	.087	10	23	2	2	0	0	0	2	0	0	0	2	5	0-0	.160	.087	1
	Los Angeles (NL)	.000	1	1	0	0	0	0	0	0	0	0	0	0	0	0-0	.000	.000	0
	Tampa Bay	.263	92	327	50	86	16	0	16	67	0	6	2	30	80	0-1	.323	.459	2
<b>Minor Totals</b>		<b>.290</b>	<b>564</b>	<b>2109</b>	<b>324</b>	<b>611</b>	<b>162</b>	<b>7</b>	<b>76</b>	<b>341</b>	<b>0</b>	<b>23</b>	<b>30</b>	<b>183</b>	<b>405</b>	<b>22-12</b>	<b>.351</b>	<b>.481</b>	<b>39</b>
<b>A.L. Totals</b>		<b>.263</b>	<b>92</b>	<b>327</b>	<b>50</b>	<b>86</b>	<b>16</b>	<b>0</b>	<b>16</b>	<b>67</b>	<b>0</b>	<b>6</b>	<b>2</b>	<b>30</b>	<b>80</b>	<b>0-1</b>	<b>.323</b>	<b>.459</b>	<b>2</b>
<b>N.L. Totals</b>		<b>.242</b>	<b>408</b>	<b>1361</b>	<b>152</b>	<b>329</b>	<b>65</b>	<b>5</b>	<b>47</b>	<b>164</b>	<b>3</b>	<b>8</b>	<b>11</b>	<b>112</b>	<b>253</b>	<b>1-0</b>	<b>.303</b>	<b>.400</b>	<b>19</b>
<b>Major Totals</b>		<b>.246</b>	<b>500</b>	<b>1688</b>	<b>202</b>	<b>415</b>	<b>81</b>	<b>5</b>	<b>63</b>	<b>231</b>	<b>3</b>	<b>14</b>	<b>13</b>	<b>142</b>	<b>333</b>	<b>1-1</b>	<b>.307</b>	<b>.412</b>	<b>21</b>

## WILD CARD GAME RECORD

Year	Club, Opp.	AVG	G	AB	R	H	2B	3B	HR	RBI	SH	SF	HP	BB	SO	SB	CS	E
2019	TB vs. Oak.	.000	1	4	0	0	0	0	0	0	0	0	0	0	1	0	0	0

## DIVISION SERIES RECORD

Year	Club, Opp.	AVG	G	AB	R	H	2B	3B	HR	RBI	SH	SF	HP	BB	SO	SB	CS	E
2015	NYM vs. LAD	.158	5	19	3	3	0	0	1	4	0	1	0	0	8	0	0	0
2019	TB vs. Hou.	.133	5	15	1	2	0	0	0	2	0	1	2	1	5	0	0	0
<b>D.S. Totals</b>		<b>.147</b>	<b>10</b>	<b>34</b>	<b>4</b>	<b>5</b>	<b>0</b>	<b>0</b>	<b>1</b>	<b>6</b>	<b>0</b>	<b>2</b>	<b>2</b>	<b>1</b>	<b>13</b>	<b>0</b>	<b>0</b>	<b>0</b>

## CHAMPIONSHIP SERIES RECORD

Year	Club, Opp.	AVG	G	AB	R	H	2B	3B	HR	RBI	SH	SF	HP	BB	SO	SB	CS	E
2015	NYM vs. Chi.	.267	4	15	2	4	0	0	2	2	0	0	1	0	5	0	0	1

## WORLD SERIES RECORD

Year	Club, Opp.	AVG	G	AB	R	H	2B	3B	HR	RBI	SH	SF	HP	BB	SO	SB	CS	E
2015	NYM vs. KC	.143	5	21	0	3	1	0	0	1	0	0	0	0	4	0	0	0

## MAJOR LEAGUE FIELDING RECORD

Position	PCT	G	PO	A	E	TC	DP
Catcher	.995	454	3711	180	21	3912	25
First Base	1.000	21	103	5	0	108	6
Second Base	1.000	1	1	0	0	1	0
Third Base	--	1	0	0	0	0	0

FRONT OFFICE

MANAGER & STAFF

TRAVIS d'ARNAUD

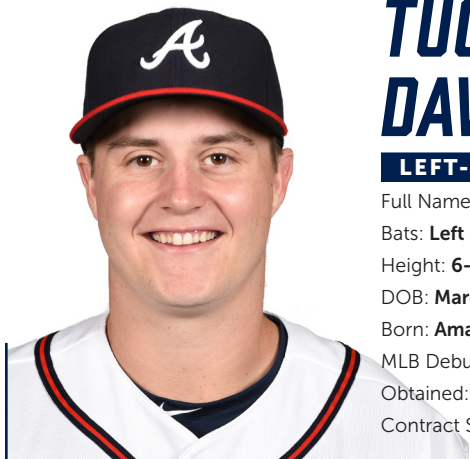
SEASON IN REVIEW

PLAYER DEVELOPMENT

BRAVES HISTORY

OPPONENTS

MISCELLANEOUS



# TUCKER DAVIDSON

# 71

## LEFT-HANDED PITCHER

Full Name: **Joseph Tucker Davidson**

Bats: **Left**

Throws: **Left**

Height: **6-2**

Weight: **215**

DOB: **March 25, 1996**

Opening Day Age: **24**

Born: **Amarillo, TX**

Resides: **Amarillo, TX**

MLB Debut: **None**

MLB Service Time: **0.000**

Obtained: **Braves' 19th round pick in 2016**

Contract Status: **Signed through 2020**

## 2019

- Made 25 starts between Double-A Mississippi and Triple-A Gwinnett and combined to go 8-7 with a 2.15 ERA (31 ER/129.2 IP)...Struck out 134.
  - His 2.15 ERA was lowest among Atlanta farmhands to make at least 15 starts, and he ranked third in strikeouts, tied for fifth in wins, and eighth in innings.
- Spent the majority of the season with the M-Braves and went 7-6 with a 2.03 ERA (25 ER/110.2 IP) in 21 starts.
  - Was named a 2019 MLB.com Organizational All-Star, a *Baseball America* Double-A All-Star, and garnered both Southern League Mid-Season and Post-Season All-Star honors.
  - He was also named by the organization as Mississippi's Pitcher of the Year.
- Allowed two earned runs or fewer in 20 of his 25 starts on the season...Allowed more than three runs just once.
- Transferred to Gwinnett on 8/5 and made four starts for the Stripers.
- Atlanta selected his contract on 11/19.

## 2018

- Spent the full season with Florida (High-A), and went 7-10 with a 4.18 ERA (55 ER/118.1 IP) in 24 starts.
  - Went 6-6 with a 2.99 ERA over his final 17 starts, after opening the season 1-4 with an 8.04 ERA in his first seven turns.
- Named by the Braves as Florida's Pitcher of the Month for May after a perfect 3-0 record and a 3.22 ERA over four starts.

## 2017

- Played his first full pro season with Single-A Rome, and went 5-4 with a 2.60 ERA (30 ER/103.2 IP) and 101 strikeouts in 31 games (12 starts).
- His 2.60 ERA tied for the second-best mark among Atlanta's starting pitcher prospects (min. 75.0 IP).

## TRANSACTIONS

- Selected by the Atlanta Braves in the 19th round of the 2016 First-Year Player Draft...Signed by Nate Dion.

## COMPLETE RECORD

Year	Club	W-L	ERA	G	GS	CG	SHO	SV	IP	H	R	ER	HR	HB	BB	SO	WP	BK
2016	GCL Braves	0-3	1.52	11	1	0	0	0	29.2	32	9	5	1	3	4	32	2	1
2017	Rome	5-4	2.60	31	12	0	0	2	103.2	96	45	30	4	1	30	101	7	0
2018	Florida	7-10	4.18	24	24	1	1	0	118.1	120	61	55	5	6	58	99	3	0
2019	Mississippi	7-6	2.03	21	21	0	0	0	110.2	88	34	25	5	4	45	122	3	0
	Gwinnett	1-1	2.84	4	4	0	0	0	19.0	20	8	6	0	2	9	12	0	0
<b>Minor Totals</b>		<b>20-24</b>	<b>2.86</b>	<b>91</b>	<b>62</b>	<b>1</b>	<b>1</b>	<b>2</b>	<b>381.1</b>	<b>356</b>	<b>157</b>	<b>121</b>	<b>15</b>	<b>16</b>	<b>146</b>	<b>366</b>	<b>15</b>	<b>1</b>



# GRANT DAYTON

# 75

## LEFT-HANDED PITCHER

Full Name: **Grant A. Dayton**

Bats: **Left**

Throws: **Left**

Height: **6-2**

Weight: **210**

DOB: **November 25, 1987**

Opening Day Age: **32**

Born: **Huntsville, AL**

Resides: **Winter Haven, FL**

MLB Debut: **July 22, 2016**

MLB Service Time: **3.007**

Acquired: **Off waivers from Los Angeles (NL), November 20, 2017**

Contract Status: **Signed through 2020**

## 2019

- Returned to action after missing all of 2018 recovering from "Tommy John" surgery and appeared in 36 games between Atlanta and Triple-A Gwinnett.
- Pitched in 14 games for the Braves, going 0-1 with a 3.00 ERA (4 ER/12.0 IP) and 14 strikeouts.
  - A** Made three total stints with Atlanta, which included one trip to the injured list.
  - A** Was recalled first from 4/29-5/7, and again from 6/17-6/24.
  - A** Was recalled for the final time on 7/4 and was placed on the 10-day injured list (right great toe fracture) on 7/8... Was transferred to the 60-day IL on 8/24 before being reinstated on 9/12.
- Opened the season with Gwinnett before Atlanta recalled him on 4/29...He made his Braves debut the next night, 4/30 vs. SD, and tossed 1.0 scoreless innings.
  - A** The outing was his first in the majors since 7/24/17 while with the Dodgers.
- Each of his first eight appearances with Atlanta were scoreless, from 4/30 to 6/22 (7.0 total innings)...Pitched to a 7.20 ERA (4 ER/5.0 IP) in his final six outings.
- Opponents went just 1-for-26 (.038) against him with two strikes.
- In 22 games for Gwinnett, went 0-1 with a 3.04 ERA (9 ER/26.2 IP) and 41 strikeouts...Walked just four.

## 2018

- Missed the entire season recovering from left elbow reconstruction surgery on 8/29/17.

## CAREER HIGHS

Most Innings Pitched

**2.0, 4x, last: 8/31/16, LAD at COL**

Most Runs

**3, 2x, last: 7/21/17, LAD vs. ATL**

Most Earned Runs

**3, 2x, last: 7/21/17, LAD vs. ATL**

Most Hits Allowed

**3, 3x, last: 7/21/17, LAD vs. ATL**

Most Home Runs Allowed

**1, 13x, last: 9/29/19, ATL at NYM**

Most Walks

**2, 5/3/17, LAD vs. SF**

Most Strikeouts

**4, 8/6/16, LAD vs. BOS**

Longest winning streak

**1 game, 4/29/17**

Longest losing streak

**1 game, 3x, last: 9/29/19**

## 2017

- Made his first Opening Day roster and appeared in 29 games out of the bullpen for Los Angeles (NL) before suffering a full tear of the ulnar collateral ligament in his left elbow that ended his season in August...Also appeared in eight combined games at three levels of the Dodgers farm system.

- Underwent left elbow reconstruction surgery on August 29, 2017...Dr. Neal ElAttrache performed the operation in Los Angeles, CA.
- Did not allow a run in his first eight appearances of the season...Compiled a 7.16 ERA (13 ER/16.1 IP) over his final 21 games.
- In 15 road games, compiled a 2.70 ERA (4 ER/13.1 IP) and a .136 batting average against...In 14 home games, had a 7.84 ERA (9 ER/10.1 IP).
- Held lefties to a .171 average against (7-for-41).

## 2016

- The Dodgers selected his contract on 7/21 and he made his major league debut on 7/22, tossing 2.0 scoreless innings of relief at STL.
- Struck out 39 batters against just six walks in 26.1 innings of relief for the Dodgers...Recorded scoreless outings in 19 of his 25 appearances.

## 2016 POSTSEASON

- Made seven postseason appearances for the Dodgers, allowing three runs on six hits in 3.1 innings of relief (8.10 ERA).

## 2015

- Combined to go 3-4 with one save and a 4.08 ERA (26 ER/57.1 IP) in 42 relief appearances with Triple-A New Orleans (Miami), Triple-A Oklahoma City and Double-A Tulsa (LAD)...Limited opposing hitters to a .239 batting average with a 1.13 WHIP.
- Traded to Los Angeles on 7/15 in exchange for left-handed pitcher Chris Reed.

## MINOR LEAGUE HIGHLIGHTS

- Named a **2013** Southern League Mid-Season All-Star after making 30 appearances with Double-A Jacksonville...Following the **2012** season, played with the Phoenix Desert Dogs in the Arizona Fall League...Selected to the AFL Rising Stars Game.

## AMATEUR

- Played three seasons at Auburn University (AL), earning Louisville Slugger Freshman All-America honors by Collegiate Baseball, as well as SEC All-Freshman Team honors in 2008...At Bob Jones High School (AL) was 2006 First Team All-State, and All-Metro 6A Super Team Pitcher of the Year.

## PERSONAL

- He and his wife, Cori Dayton, DVM, have a son, Decker.

## TRANSACTIONS

- Selected by the Florida Marlins in the 11th round of the 2010 First-Year Player Draft...Signed by Mark Willoughby.
- Acquired by the Los Angeles Dodgers from the Miami Marlins in exchange for LHP Chris Reed on July 15, 2015.
- On Los Angeles disabled list (strained left ribcage) from April 18 to April 29, 2017; included an injury rehabilitation assignment to Rancho Cucamonga (A).
- On Los Angeles disabled list (spine inflammation) from July 4 to July 20, 2017; included an injury rehabilitation assignment to AZL Dodgers (R) and Rancho Cucamonga (A).
- On Los Angeles disabled list (spine inflammation) from July 28 through end of the 2017 season
- Claimed off waivers by the Atlanta Braves, November 20, 2017.
- On Atlanta's disabled list (recovering from left elbow surgery) from February 14 through the end of the 2018 season.
- On Atlanta's injured list (right great toe fracture) from July 8 to September 12, 2019...Transferred to the 60-day IL on August 24; included an injury rehabilitation assignment to Triple-A Gwinnett.



**COMPLETE RECORD**

Year	Club	W-L	ERA	G	GS	CG	SHO	SV	IP	H	R	ER	HR	HB	BB	SO	WP	BK
2010	GCL Marlins	0-0	0.00	1	0	0	0	1	1.0	0	0	0	0	0	0	1	0	0
	Jamestown	1-1	1.26	17	0	0	0	1	28.2	18	6	4	0	0	15	23	3	0
2011	Greensboro	7-1	2.89	49	0	0	0	5	71.2	59	25	23	5	5	24	99	3	0
2012	Jupiter	2-5	2.10	31	6	0	0	2	60.0	48	19	14	1	2	18	71	3	0
	Jacksonville	2-1	4.15	7	0	0	0	0	13.0	12	6	6	2	0	4	19	0	0
2013	Jacksonville	4-4	2.37	30	0	0	0	1	38.0	33	10	10	4	1	12	56	2	0
2014	Jacksonville	0-1	1.10	11	0	0	0	3	16.1	17	2	2	0	0	4	18	0	0
2015	New Orleans	2-2	3.72	39	0	0	0	1	55.2	53	24	23	10	1	22	61	1	0
	New Orleans	2-1	2.83	25	0	0	0	0	35.0	25	11	11	1	1	5	35	4	0
2016	Oklahoma City	1-1	9.26	9	0	0	0	0	11.2	16	12	12	1	1	3	13	2	0
	Tulsa	0-2	2.53	8	0	0	0	1	10.2	9	3	3	0	0	7	17	2	0
	Oklahoma City	2-2	2.48	26	0	0	0	4	36.1	22	12	10	2	1	8	63	0	0
2017	Tulsa	3-0	2.30	12	0	0	0	1	15.2	8	6	4	0	1	3	28	0	0
	Los Angeles (NL)	0-1	2.05	25	0	0	0	0	26.1	14	7	6	4	1	6	39	0	0
	Los Angeles (NL)	1-1	4.94	29	0	0	0	0	23.2	19	13	13	5	0	12	20	0	0
	Rancho Cucamonga	0-0	0.00	2	1	0	0	0	2.0	0	0	0	0	0	0	4	0	0
	Oklahoma City	0-1	7.71	5	0	0	0	1	4.2	9	4	4	1	0	1	7	0	0
2018	AZL Dodgers	0-0	0.00	1	1	0	0	0	1.0	0	0	0	0	0	1	2	0	0
2019	Gwinnett	0-1	3.04	22	0	0	0	0	26.2	20	9	9	6	1	4	41	0	0
	Atlanta	0-1	3.00	14	0	0	0	0	12.0	12	5	4	4	0	4	14	0	0
<b>Minor Totals</b>		<b>26-23</b>	<b>2.84</b>	<b>295</b>	<b>8</b>	<b>0</b>	<b>0</b>	<b>21</b>	<b>428.0</b>	<b>349</b>	<b>149</b>	<b>135</b>	<b>33</b>	<b>14</b>	<b>131</b>	<b>558</b>	<b>20</b>	<b>0</b>
<b>Major Totals</b>		<b>1-3</b>	<b>3.34</b>	<b>68</b>	<b>0</b>	<b>0</b>	<b>0</b>	<b>0</b>	<b>62.0</b>	<b>45</b>	<b>25</b>	<b>23</b>	<b>13</b>	<b>1</b>	<b>22</b>	<b>73</b>	<b>0</b>	<b>0</b>

**DIVISION SERIES RECORD**

Year	Club, Opp	W-L	ERA	G	GS	CG	SHO	SV	IP	H	R	ER	HR	HB	BB	SO	WP	BK
2016	LAD vs. Wsh.	0-0	16.20	4	0	0	0	0	1.2	5	3	3	1	0	2	4	0	0

**CHAMPIONSHIP SERIES RECORD**

Year	Club, Opp	W-L	ERA	G	GS	CG	SHO	SV	IP	H	R	ER	HR	HB	BB	SO	WP	BK
2016	LAD vs. Chi.	0-0	0.00	3	0	0	0	0	1.2	1	0	0	0	0	0	2	0	0

**MAJOR LEAGUE FIELDING RECORD**

Position	PCT	G	PO	A	E	TC	DP
Pitcher	1.000	68	2	2	0	4	0

**2019 HOME RUN BREAKDOWN**

Braves Solo.....	147	Opponent Solo.....	122
Braves 2-Run.....	68	Opponent 2-Run .....	52
Braves 3-Run.....	29	Opponent 3-Run .....	25
Braves Grand Slams.....	5	Opponent Grand Slams.....	4
<b>Braves Total.....</b>	<b>249</b>	<b>Opponent Total.....</b>	<b>203</b>



# JASSEL DE LA CRUZ

# 69

## RIGHT-HANDED PITCHER

Full Name: **Jasseel De La Cruz**

Bats: **Right**

Throws: **Right**

Height: **6-1**

Weight: **195**

DOB: **June 26, 1997**

Opening Day Age: **22**

Born: **Hato Mayor, DR**

Resides: **Hato Mayor, DR**

MLB Debut: **None**

MLB Service Time: **0.000**

Acquired: **Signed as a non-drafted free agent, June 1, 2015**

Contract Status: **Signed through 2020**

## 2019

- Pitched across three levels of the Braves system, combining to go 7-9 with a 3.25 ERA (48 ER/133.0 IP) in 25 games, including 24 starts, between Single-A Rome, High-A Florida and Double-A Mississippi.

**A** Ranked in the Top 10 among Atlanta farmhands in complete games (T-2nd, 2), shutouts (T-2nd, 1), strikeouts (T-4th, 121), starts (T-5th, 24) and innings pitched (5th, 133.0)

**A** Was named the Florida State League Pitcher of the Week on 5/19 after throwing the first no-hitter in Florida franchise history, 5/18 vs. Jupiter.

**A** Allowed just two walks and struck out four, needing just 89 pitches to complete 9.0 innings.

- Opened the season with Rome and made four starts before transferring to Florida on 4/24... Made four starts with the Fire Frogs before moving to Mississippi on 5/19... Remained with the M-Braves for the duration of the season and made 17 total appearances, including 16 starts.

- Made 13 starts in his home park, and went 3-4 with a 2.18 ERA (18 ER/74.1 IP)...In 12 games away from home, was 4-5 with a 4.60 ERA (30 ER/58.2 IP).
- Atlanta purchased his contract and added him to the 40-man roster on 11/19.

## 2018

- Made his full-season debut and played the entire year with Single-A Rome...Went 3-4 with a 4.83 ERA (37 ER/69.0 IP) and 65 strikeouts.
- Was limited by two trips to the disabled list, first from 4/26-6/12 (right shoulder strain) and again from 8/21 through the end of the season (right elbow strain).

## TRANSACTIONS

- Signed by the Atlanta Braves as a non-drafted free agent on June 1, 2015...Signed by Matias Laureano Fortunato.

## COMPLETE RECORD

Year	Club	W-L	ERA	G	GS	CG	SHO	SV	IP	H	R	ER	HR	HB	BB	SO	WP	BK
2015	DSL Braves	0-1	7.11	7	0	0	0	0	6.1	6	8	5	0	2	8	6	2	0
2016	GCL Braves	1-0	0.00	5	5	0	0	0	18.0	14	2	0	0	0	4	18	1	0
	Danville	0-2	3.74	5	5	0	0	0	21.2	19	10	9	1	0	8	18	5	0
2017	Rome	4-5	3.14	20	20	0	0	0	83.0	69	30	29	0	11	43	101	8	0
2018	Florida	2-6	2.52	20	20	0	0	0	100.0	73	31	28	2	2	40	118	18	0
	Mississippi	2-1	2.33	4	4	0	0	0	19.1	14	5	5	0	1	9	24	1	0
2019	Rome	0-1	2.5	4	4	0	0	0	18.0	19	5	5	1	1	5	22	3	0
	Florida	3-1	1.93	4	4	2	1	0	28.0	12	6	6	0	1	7	26	2	0
	Mississippi	4-7	3.83	17	16	0	0	0	87.0	71	39	37	7	5	37	73	7	1
<b>Minor Totals</b>		<b>16-17</b>	<b>3.63</b>	<b>76</b>	<b>50</b>	<b>2</b>	<b>1</b>	<b>0</b>	<b>292.1</b>	<b>238</b>	<b>133</b>	<b>118</b>	<b>17</b>	<b>21</b>	<b>124</b>	<b>260</b>	<b>32</b>	<b>1</b>



# ADAM DUVALL

# 23

## OUTFIELDER

Full Name: **Adam Duvall**

Bats: **Right**

Throws: **Right**

Height: **6-1**

Weight: **215**

DOB: **September 4, 1988**

Opening Day Age: **31**

Born: **Louisville, KY**

Resides: **Shepherdsville, KY**

MLB Debut: **June 26, 2014**

MLB Service Time: **3.151**

Acquired: **Trade with Cincinnati, July 30, 2018**

Contract Status: **Signed through 2020**

## 2019

- Split his season between Atlanta and Triple-A Gwinnett...Hit .267/.315/.567 (32-for-120) with 10 home runs, 19 RBI and 17 runs scored in 41 games at the major league level...Batted .266/.364/.602 (98-for-369) with 32 home runs, 93 RBI and 74 runs scored in 101 games with the Stripers.
- Began the season in Triple-A, getting optioned on 3/24...Was recalled to Atlanta on three separate occasions, including first on 7/27.
  - A** Had hits in each of his first six games with the Braves, going 12-for-25 (.480) with five home runs and seven RBI...Had his fifth career two-homer game on 7/30 at Washington, and proceeded to homer in each of his next two contests...The three-game home run streak matched a career best (also: 5/3-5/16 and 6/2-4/16).
  - A** Was also recalled on 8/17 and spent a week in the majors, going 2-for-15 (.133) with one double and one home run before getting optioned on 8/25.
- Was recalled for a third time to Atlanta on 9/6 and spent the remainder of the season with the Braves...Hit .324/.375/.730 (12-for-37) with four homers and eight RBI in 15 games in September.
  - A** Hit safely in each of his final seven games of the regular season, going 8-for-25 (.320)...Marked a season-long hitting streak that was just one game shy of matching his single-season career-long streak (8 games, 6/2-10/16).
- Registered 44 plate appearances against left-handed pitching and slashed .333/.386/.744 (13-for-39)...Nine of his final 11 starts of the season were versus southpaws...Made a total of 26 starts.

## CAREER HIGHS

Most Runs

**4, 9/26/16, CIN at STL**

Most Hits

**4, 3x, last: 7/30/19, ATL at WSH**

Most Doubles

**3, 4/30/17, CIN at STL**

Most Triples

**1, 10x, last: 9/28/19, ATL at NYM**

Most Home Runs

**2, 5x, last: 7/30/19, ATL at WSH**

Most RBI

**5, 3x, last: 5/28/17, CIN at PHI**

Most Walks

**3, 2x, last: 5/19/18, CIN vs. CHI**

Most Stolen Bases

**1, 13x, last: 4/29/18, CIN at MIN**

Longest Hitting Streak

**9 games, 9/23/18-8/1/19**

**A** Conversely, hit .235/.279/.481 (19-for-81) against right-handed pitching.

- Was an International League Post-Season All-Star with Gwinnett...Ranked among IL leaders in: slugging percentage (1st, .602), home runs (2nd, 32), RBI (2nd, 93), OPS (2nd, .965), extra-base hits (T6th, 56) and total bases (9th, 222).

**A** His 32 home runs and 93 RBI were single-season franchise records for Gwinnett.



- Named the Strippers' Most Valuable Player by the coaching staff, and was twice tabbed by the organization as Gwinnett's Player of the Month (April and June).
- Named the International League Player of the Week for the season-ending period of 8/26-9/2 after hitting .364/.548/.909 (8-for-22) with three home runs and nine RBI.

## 2019 POSTSEASON

- In the first postseason series of his career, hit .273/.333/.545 (3-for-11) with one home run, five RBI and two runs scored.
- Reached base safely in four of his first five career postseason plate appearances, covering the first three games of the series...Came off the bench in each of those games.
  - Hit a two-run, pinch-hit home run in the seventh inning of Game 2, a 3-0 Atlanta win...It was the Braves' second career postseason pinch-hit home run...The only other time it happened was in Game 3 of the 2010 NLDS, when Eric Hinske hit a go-ahead, two-run, eighth-inning homer off San Francisco's Sergio Romo...The Giants scored two runs in the ninth inning and won, 3-2.
  - In Game 3 in St. Louis, with the series tied, had a go-ahead, two-run single with two outs in the ninth inning off St. Louis' Carlos Martínez...The hit capped a three-run rally...Atlanta scored all of its runs in the frame and won 3-1.

## 2018

- Split the season between Cincinnati and Atlanta, joining the Braves after a 7/30 trade from Cincinnati for RHPs Matt Wisler and Lucas Sims and OF Preston Tucker...Marked the second time in his career he was traded on 7/30; went to Cincinnati from San Francisco in 2015 for Mike Leake.
- Hit .205 (68-for-331) with 15 home runs and 61 RBI in 105 games for the Reds...Hit .132 (7-for-53) with one extra-base hit (a double) and no RBI in 33 games for the Braves.
  - While with Cincinnati, homered once every 18.3 at-bats...Finished the season on a 68 at-bat homerless streak.
- Named a left field finalist for the Rawlings Gold Glove Award...Finished with 17 defensive runs saved, the most by a left fielder in the N.L.
- Started 82 of his 105 games with Cincinnati... Made nine starts with Atlanta.

- Made his Braves debut on 8/2 at NYM...Went 0-for-3 with a walk.
- Collected his first hit in a Braves uniform on 8/4 at NYM, singling as a pinch hitter.
  - Went 6-for-31 (.194) with one extra-base hit as a pinch hitter, including 3-for-17 (.176) in that role with Atlanta.
- Hit .381 (8-for-21) with two home runs with the bases loaded...Was one of nine National League players to hit multiple grand slams...Boston's Xander Bogaerts was the only major leaguer to hit three.
  - The grand slams marked the second and third of his career...His first slam of the season came on 5/30 at ARI (off Patrick Corbin) and his next home run was also a grand slam: 6/13 at KC (off Jason Adam).

## 2017

- Established career highs in games, hits, batting average, doubles and total bases.
  - Ranked among the National League leaders in extra-base hits (5th), doubles (T7th), HR (T10th) and RBI (12th).
- Joined Adam Dunn as the only left fielders in Reds history to produce in a season at least 35 doubles and 31 HR...Dunn had 35 doubles and 40 homers in 2005.
- For the second consecutive season was a finalist for the Rawlings Gold Glove Award for left fielders.
- Led all major league outfielders with 15 assists, most by a Reds outfielder since Pete Rose had 15 assists in 1973.
- Prior to the All-Star break hit .278 with 27 doubles, 20 HR and 61 RBI...During the second half hit .212 with 10 doubles, 11 HR and 38 RBI.
- Made his first 132 starts of the season batting cleanup, then in his last 17 starts beginning 9/10 hit fourth once, fifth four times, sixth four times and seventh eight times.
- In May led the major leagues with 28 RBI, the most by a Reds batter in any calendar month since Jay Bruce's 33 RBI in May 2011.
- On 4/18 vs BAL, snapped an 0-for-13 skid with his first career grand slam (off Kevin Gausman).
- In the 5-4 win on 4/30 at STL, tied his career high with four hits and became the first Reds batter with three doubles in a game since Ryan Ludwick on 6/15/14 vs MIL.
- With one out and the bases loaded in the 11th inning on 7/19 vs ARI, produced his first career walk-off hit, an RBI-single off T.J. McFarland.

- Homered in two consecutive games six times... Twice in his career homered in three consecutive games (5/3-5/5, 2016 & 6/2-6/4, 2016).
- Hit his last home run of the season on 8/29 vs NYM (two-run shot off Chasen Bradford)... Finished the season with 29 homerless appearances, the longest power drought of his career.
- Was Cincinnati's 2017 recipient of the Heart & Hustle Award for his passion for the game.

## 2016

- Was selected to his first All-Star team by National League players, managers and coaches.
- Was a finalist for the Rawlings Gold Glove Award for left fielders.
- Ranked among the National League leaders in homers (T6th), RBI (5th) and extra-base hits (70).
- Homered an average of once every 16.7 at bats, sixth-best in the N.L..
- Led the club in triples, homers, RBI and extra-base hits.
- Became the ninth player in Reds history with at least 31 doubles, 33 homers and 103 RBI, and the first since Joey Votto went 36-37-113 in his 2010 MVP season.
- Became the 13th player in Reds history with at least 30 doubles, 30 homers and 100 RBI in a season, and the first since Jay Bruce went 43-30-109 in 2013.
- Led all major league left fielders in triples (tied w/ Brett Gardner), home runs (tied w/ Justin Upton), RBI and extra-base hits.
- Was one of only seven players in the majors with at least 31 doubles, 33 homers and 103 RBI (Nolan Arenado, Miguel Cabrera, Robinson Cano, Edwin Encarnacion, Matt Kemp, David Ortiz).
- Became only the seventh player in modern Reds history whose primary position was left field to produce at least 30 home runs in a season (Adam Dunn 2004-2008, Greg Vaughn 1999, Kevin Mitchell 1994, George Foster 1977-1979, Frank Robinson 1956, Hank Sauer 1948).
- Became only the second Reds batter to produce at least 20 doubles, 23 HR and 61 RBI prior to the All-Star Game (since 1933), joining Johnny Bench in 1970 (23 2B, 28 HR, 79 RBI).
- In May tied for the major league lead in homers (11, Oak's Kris Davis) and ranked second in the N.L. in RBI (24) and slugging (.691)...His 11 homers in May fell one short of the club record for that month (Eric Davis 1987, Jay Bruce 2011).

## • 2015

- Among all minor league batters ranked tied for fifth with 30 home runs (Sacramento 26, Louisville 4) and tied 23rd with 87 RBI (Sacramento 80, Louisville 7).
- Began the season at Sacramento...When acquired from the Giants on 7/30, led the Pacific Coast League in home runs (25) and total bases (218) while ranking among the league leaders in RBI (2nd) and extra-base hits (53, 2nd).
- Was PCL Player of the Week in April, a mid-season PCL All-Star and Minor League Baseball's PCL Player of the Month for July (10 HR, 31 RBI, 18 extra-base hits, .704 slugging percentage, 1.082 OPS).
- After the trade, made 25 appearances for Louisville before he was promoted to Cincinnati on 8/31.
- Snapped a 5-5 tie with a two-run homer off Justin Grimm, 8/31 at CHI...Became the first batter to homer in his first plate appearance for the Reds since Ryan Jorgensen on 8/15/07, also at Cubs (off Ted Lilly).
- Homered in consecutive pinch-hit appearances dating to 9/28/14 for the Giants.
- Made 17 starts for the Reds (15 games in LF, 2 games at 1B), including five of the last six games of the season.
- His first four hits for the Reds were three homers and a double...Became the first Reds batter to produce home runs for his first three hits since Brian R. Hunter in 1994.

## 2014

- While with Fresno was a Pacific Coast League, Milb.com Organizational and *Baseball America* Triple-A All-Star.
- In just 98 games produced 27 homers and 90 RBI while hitting .298...Ranked second in the PCL in slugging and third in RBI.
- Made his major league debut by appearing in 28 games during four stints with the Giants.
- In his first career appearance, on 6/26 vs CIN, homered off Mike Leake for his first career hit.
- Was on the Giants' Wild Card roster but did not appear in the playoff game against the Pirates.

## 2013

- Spent the season at Double-A Richmond...Missed 23 games with a sprained left thumb in April and May.
- Was named Eastern League Player of the Week for 4/4-4/14 (.378, two homers, 10 RBI).

- Following the season played for Margarita in the Venezuelan Winter League.
- Was added to the Giants' 40-man roster, 11/20.

## 2012

- In an All-Star season at Single-A San Jose, led the California League with 30 homers to establish a single-season club record.
- Led all Single-A batters in home runs and became the fifth player in club history to produce at least 100 RBI.

## 2011

- Was a South Atlantic League All-Star at August (A).

## AMATEUR

- Attended Butler (KY) High School, and played at Western Kentucky University, Chipola Junior College in Florida and the University of Louisville.

- While a junior at Butler High suffered a cracked lower vertebrae while making a diving catch... Finished that season, but then had surgery and missed his senior year.

## PERSONAL

- He and his wife, Michelle, have one son, Stone.

## TRANSACTIONS

- Selected by the San Francisco Giants in the 11th round of the 2010 First-Year Player Draft...Signed by Kevin Christman.
- Acquired by the Cincinnati Reds along with RHP Keury Mella from the San Francisco Giants in exchange for RHP Mike Leake on July 30, 2015.
- Acquired by the Atlanta Braves from the Cincinnati Reds in exchange for RHP Lucas Sims, RHP Matt Wisler and OF Preston Tucker on July 30, 2018.

## COMPLETE RECORD

Year	Club	AVG	G	AB	R	H	2B	3B	HR	RBI	SH	SF	HP	BB	SO	SB-CS	OBP	SLG	E
2010	Salem-Keizer	.245	54	192	30	47	10	1	4	18	3	1	7	14	45	2-3	.318	.370	8
2011	Augusta	.285	116	431	69	123	30	4	22	87	1	5	14	59	98	4-4	.385	.527	27
2012	San Jose	.258	134	534	101	138	24	4	30	100	1	6	10	47	116	8-2	.327	.487	29
2013	Richmond	.252	105	385	61	97	23	4	17	58	2	3	5	35	72	2-1	.320	.465	18
2014	Fresno	.298	91	359	67	107	21	3	27	90	0	0	5	30	82	2-0	.360	.599	15
	San Francisco	.192	28	73	8	14	2	0	3	5	0	0	1	3	20	0-0	.234	.342	1
2015	Sacramento	.281	100	402	60	113	25	2	26	80	0	6	4	25	91	4-1	.325	.547	16
	Louisville	.189	25	95	11	18	4	0	4	7	0	0	3	6	23	1-0	.260	.358	0
	Cincinnati	.219	27	64	6	14	2	0	5	9	0	0	2	6	26	0-0	.306	.484	0
2016	Cincinnati	.241	150	552	85	133	31	6	33	103	0	8	6	41	164	6-5	.297	.498	8
2017	Cincinnati	.249	157	587	78	146	37	3	31	99	0	11	10	39	170	5-3	.301	.480	6
2018	Cincinnati	.205	105	331	40	68	19	0	15	61	0	1	4	34	100	2-2	.286	.399	2
	Atlanta	.132	33	53	8	7	1	0	0	0	0	0	1	3	17	0-0	.193	.151	0
2019	Gwinnett	.266	101	369	74	98	20	4	32	93	0	2	10	48	86	1-0	.364	.602	4
	Atlanta	.267	41	120	17	32	4	1	10	19	0	1	2	7	39	0-0	.315	.567	2
<b>Minor Totals</b>		<b>.268</b>	<b>726</b>	<b>2767</b>	<b>473</b>	<b>741</b>	<b>157</b>	<b>22</b>	<b>162</b>	<b>533</b>	<b>7</b>	<b>23</b>	<b>58</b>	<b>264</b>	<b>613</b>	<b>24-11</b>	<b>.342</b>	<b>.516</b>	<b>117</b>
<b>Atlanta Totals</b>		<b>.225</b>	<b>74</b>	<b>173</b>	<b>25</b>	<b>39</b>	<b>5</b>	<b>1</b>	<b>10</b>	<b>19</b>	<b>0</b>	<b>1</b>	<b>3</b>	<b>10</b>	<b>56</b>	<b>0-0</b>	<b>.278</b>	<b>.439</b>	<b>2</b>
<b>Major Totals</b>		<b>.233</b>	<b>541</b>	<b>1780</b>	<b>242</b>	<b>414</b>	<b>96</b>	<b>10</b>	<b>97</b>	<b>296</b>	<b>0</b>	<b>21</b>	<b>26</b>	<b>133</b>	<b>536</b>	<b>13-10</b>	<b>.292</b>	<b>.461</b>	<b>19</b>

## DIVISION SERIES RECORD

Year	Club, Opp.	AVG	G	AB	R	H	2B	3B	HR	RBI	SH	SF	HP	BB	SO	SB	CS	E
2019	Atl. vs. Stl.	.273	5	11	2	3	0	0	1	5	0	0	0	1	5	0	0	0

## ALL-STAR GAME RECORD

Year	Club, Opp.	AVG	G	AB	R	H	2B	3B	HR	RBI	SH	SF	HP	BB	SO	SB	CS	E
2016	N.L., SD	.000	1	1	0	0	0	0	0	0	0	0	0	1	0	0	0	0

## MAJOR LEAGUE FIELDING RECORD

Position	PCT	G	PO	A	E	TC	DP
Left Field	.980	435	782	32	17	831	3
First Base	.993	43	257	22	2	281	24
Right Field	1.000	10	7	0	0	7	0
Third Base	1.000	5	1	2	0	3	0



# TYLER FLOWERS

# 25

## CATCHER

Full Name: **Cole Tyler Flowers**

Bats: **Right**

Throws: **Right**

Height: **6-4**

Weight: **260**

DOB: **January 24, 1986**

Opening Day Age: **34**

Born: **Roswell, GA**

Resides: **Milton, GA**

MLB Debut: **September 3, 2009** MLB Service Time: **8.148**

Acquired: **Signed as a free agent, December 15, 2015**

Contract Status: **Signed through 2020**

## 2019

- Playing in his fourth season with Atlanta, hit .229/.319/.413 (62-for-271) with 11 home runs and 34 RBI in 85 games...Reached the double-digit home run plateau for the fourth time in his career (also: 2013 and 2014 with Chicago-AL and 2017 with Atlanta).
  - ▲ Posted an .817 OPS against right-handers, slashing .262/.341/.476 (49-for-187)...That mark is the second highest of his career against same-handed pitchers (.821 in 2017), while the .476 slugging percentage is his highest...Ten of his 11 home runs came against righties...Conversely, hit .155 (13-for-84) versus left-handers.
  - ▲ Batted .259 (36-for-139) in 45 games at SunTrust Park, reaching base at a .362 clip and posting a .460 slugging percentage... Had seven home runs and 19 RBI in these games...In 40 games away from Atlanta, batted .197 (26-for-132).
  - ▲ Hit .278 (10-for-36) with a .460 on-base percentage in 50 plate appearances in close and late situations.
- Made 73 starts, and Atlanta went 45-28 (.616) in those game...Thirty of those starts came after the All-Star break...In that time, the Braves were 20-10 (.667).
- Was tied for third on the team with six hit-by-pitches...Since joining Atlanta in 2016, has been hit by 46 pitches, the fifth most by a Braves player in the Atlanta-era of team history (since 1966)...Has reached that mark in 1,301 plate appearances...The four players ahead of him – Andruw Jones (83), Jeff Blauser (75), Freddie Freeman (65) and Javy Lopez (51) – all had at least 4,350 plate appearances.

## CAREER HIGHS

Most Runs

**4, 6/4/17, ATL at CIN**

Most Hits

**4, 5x, last: 4/26/19, ATL vs. COL**

Most Doubles

**3, 6/30/16, ATL vs. MIA**

Most Triples

**1, 5x, last: 8/21/19, ATL vs. MIA**

Most Home Runs

**2, 3x, last: 4/26/19, ATL vs. COL**

Most RBI

**4, 7x, last: 8/20/17, ATL vs. CIN**

Most Walks

**3, 3x, last: 6/12/19, ATL vs. PIT**

Most Stolen Bases

**1, 2x, last: 6/26/12, CWS at MIN**

Longest Hitting Streak

**8 games, 8/28-9/8/14**

- Ranked fourth among major league catchers with 15.3 framing runs in 5,024 total chances, according to Baseball Prospectus...The three other catchers ahead of him on the list – San Diego's Austin Hedges (26.0), Milwaukee's Yasmani Grandal (19.4) and Cleveland's Roberto Pérez (15.5) – all had at least 800 more chances.

**A** Had 13 Runs Extra Strikes, per Statcast, the second most among players at his position...Hedges had 20, while Grandal also had 13.

- On April 26 against Colorado, went 4-for-4 with two home runs for his third career multi-homer game...Was the fifth Atlanta catcher in franchise history with a four-hit, multi-homer game... The last to do so was Brian McCann on 5/28/11 against Cincinnati; the others were Gene Oliver (7/30/66), Joe Torre (8/3/67), Earl Williams (8/12/71) and Eddie Perez (8/8/04).

## 2019 POSTSEASON

- Appeared twice in the NLDS against St. Louis... Came on as a defensive replacement in Game 3... Had a pinch-hit single in Game 5.

## 2018

- In his 10th major league season, and third with Atlanta, appeared in 82 games while compiling a .341 on-base percentage...Hit .227 (57-for-251), his lowest average since batting .195 (50-for-256) in 2013 with Chicago (AL).
- His 35 walks were a career-best total...Since joining Atlanta in 2016, has a .360 on-base percentage in 264 games...Compiled a .289 mark in 431 games with Chicago (AL).
- Batted .348 (23-for-66) with five home runs and a .511 on-base percentage against left-handed pitching...Slugged .606 and had a 1.05 walk to strikeout ratio (20 walks/19 strikeouts) against lefties...Hit .184 (34-for-185) against righties.
- Signed a contract extension for the 2019 season with a club option for 2020 on 8/28.
  - A** Hit his second career pinch-hit home run that night vs. TB...Drove a 1-1, eighth-inning pitch from Chaz Roe over the wall in left field.
  - A** Went 3-for-6 with a home run and four RBI as a pinch hitter.
- Caught 18.5% of potential base stealers (10-for-44), his highest percentage since 2014 (26.2%)... Also compiled a 3.81 catcher's ERA.
- Made his fifth career Opening Day start, and second with the Braves, 3/29 vs. PHI...Left during his first at-bat with a left oblique strain...Missed 23 games on the disabled list from 3/30-4/27.
- Reached base at a .380 clip while playing the catcher position, the second highest on-base percentage for a MLB catcher trailing only SF's Buster Posey.
- In two seasons since joining Atlanta, he's hit .276 with an .801 OPS...In 431 games over seven seasons with the Chicago White Sox, he batted .223 with a .665 OPS.
- According to MLB's Statcast, he got a called strike on an MLB-most 7.98% pitches out of the strike zone...The next closest qualifying catcher ended the season at 6.67% (Martin Maldonado)... Since 2015, no prior qualifying catcher had a full season mark over 7.78%.
- Threw out 12 of 67 would-be base stealers (17.9 percent)...Caught two runners attempting to steal on 9/25 at NYM...It marked his fourth career game throwing out two attempted base stealers and his first since 8/6/14 with CWS.
- Hit .346 (53-for-153) while reaching base at a .435 clip in the 43 wins he played in...Also drove in 40 runs and had 10 homers in those contests... His average in losses was .220 (36-for-164) with two home runs and nine RBI.
- Carried a .306/.397/440 line across 60 games into the All-Star break...This included a .391 average in April, his best mark for any calendar month in his career...Hit .242 (30-for-124) in 39 games after the break.
- Hit his second career grand slam, 8/20 vs. CIN... His slam was the first by a Braves player in Atlanta since 5/22/13 when Evan Gattis homered off MIN's Vance Worley...The Braves hit six slams on the road in between...Flowers' first grand slam came on 8/28/11 at SEA against Jason Vargas, his second career home run.
- His four RBI (result of a grand slam) on 8/20 matched his career high...It was his seventh career game with four.
- Was placed on the 10-day disabled list with a left wrist contusion, 8/30...Reinstated, 9/8.
- Teamed with fellow catcher Kurt Suzuki to place in the top five among MLB catching tandems in several offensive categories, including batting average (3rd, .283), home runs (T3rd, 30), on-base percentage (2nd, .364) and RBI (4th, 98).
- Underwent arthroscopic debridement surgery on his left wrist on October 9, 2017...The procedure was performed in Atlanta by Braves Head Team Physician Dr. Gary Lourie.
- Had his club option for the 2018 season exercised on October 23, 2017.

## 2017

- In his ninth major league season, batted a career-best .281 (89-for-317), with 12 homers and 49 RBI...Also posted a career-best .378 on-base percentage, which ranked second on the team.

## 2016

- Returned to the Atlanta organization for his eighth season at the Major League level and 11th professional season overall...Had one of his best offensive seasons as he batted a career-best .270 (76-for-281) with a career-high 18 doubles, eight home runs and 41 RBI in 83 games.
- Appeared in 81 games, including 76 starts at catcher.
- Posted a .274 (75-for-274) batting average and a .362 on-base percentage in 76 starts at catcher.
- Batted .348 (23-for-66) with six doubles, one home run and 31 RBI when batting with runners in scoring position...Ranked second on the club among players with at least 50 plate appearances with a .453 on-base percentage in such situations.
- Twenty-six of his final 61 hits went for extra bases (18 doubles, 8 home runs)...His first extra-base hit of the season came on 5/18 after not recording an extra-base hit in his first 19 games of the season.
- Missed 30 team games due to a left hand fracture from mid-July to mid-August...Was placed on the 15-day disabled list on 7/15 (retroactive to 7/10) and activated off the DL on 8/17.
- Activated off the disabled list on 8/17 and returned to the action on 8/18...Started 30 of the Braves' remaining 41 games in the season and batted .299 (32-for-107) with nine doubles, 20 RBI and a .378 on-base percentage in 30 games through the remainder of the season.

## 2015

- Was the Chicago White Sox Opening Day catcher for the third straight season and appeared in 112 games.
- Started 100 games at catcher and also made two appearances at first base...Made his sixth career appearance at first base on 5/29 at HOU.
- Threw out 14.5 percent (9-of-62) of attempted basestealers.
- The White Sox pitching staff owned a 3.68 ERA (359 ER/878.1 IP) when he was behind the plate, which ranked fifth among A.L. catchers in ERA.
- Stroked nine home runs on the season, seven of which came before the All-Star break.
- Homered in a career-high three consecutive games, 6/26-7/1.
- Connected on a game-winning, solo home run in the top of the 11th inning off Miguel Socolovich on 6/30 at StL.

## 2014

- Finished among the American League catching leaders in several categories: fourth in starts (120) and innings caught (1052.0); tied for fourth in games (124); tied for sixth in caught stealing (22).
- Recorded career highs in virtually every category in his second season as the White Sox starting catcher.
- Threw out 26.2 percent (22-of-84) of attempted basestealers.
- White Sox pitchers owned a 3.97 ERA (464 ER/1,052.0 IP) when he was behind the plate.
- Ranked among the AL leaders after the All-Star break in slugging (3rd, .553) and OPS (6th).
- Made his second straight Opening Day start at catcher.
- Recorded a hit in seven straight at-bats from 4/3-4, becoming the first White Sox catcher to accomplish the feat and the first Sox player to do so since Magglio Ordonez (also seven from 6/6-7/01).
- Snapped a career-long 0-for-25 stretch with an RBI single on 6/18 vs. SF.
- Fell a double short of the cycle on 8/4 vs. TEX (hit a game-tying solo homer and a go-ahead, two-run single).
- Recorded his first career multi-homer game and matched a career high with four RBI, 9/2 at MIN.
- Hit a game-tying, solo homer with two outs in the bottom of the ninth and a game-ending solo shot in the 12th on 9/8 vs. OAK (marked his first career game-ending homer).
  - *A* Joined Seattle's Donnie Scott (4/29/85 vs. MIL) as the only catchers in history to hit a game-tying homer in the ninth and a game-ending shot in the same game...The last White Sox player to accomplish the feat was Joe Crede on 8/27/02 vs. TOR.
- Extended his career high with his 15th and final homer in the White Sox 2-0 win on 9/22 at DET.

## 2013

- Appeared in 84 games with the White Sox before undergoing season-ending surgery on his right shoulder on 9/5.
- White Sox pitchers owned a 3.86 ERA (295 ER/687.2 IP) when he was behind the plate.
- Homered in the White Sox 1-0 Opening Day victory on 4/1 vs. KC...Became the fourth player in baseball history to homer in a 1-0 season-opening win, joining Pittsburgh's Bob Bailey (1965), the Yankees' Frank Fernandez (1968) and the Dodgers' Gary Sheffield (2001).

- Hit his second home run in the Chicago's second game on 4/3 vs. the Royals, joining Sherm Lollar (1958) as the only Sox catchers to homer in the team's first two games (STATS LLC).
- Made just eight starts from 8/1 through end of his season due to discomfort in his right shoulder.
- Was placed on the 60-day disabled list on 9/3. Underwent surgery to debride his right rotator cuff and labrum on 9/5 at Rush University Medical Center in Chicago.

## 2012

- Appeared in 52 games and made 41 starts (40 at catcher and one at first base).
- White Sox pitchers owned a 4.04 ERA (162 ER/360.2 IP) when he was behind the plate.
- Threw out 30.0 percent (12-of-40) of attempted basestealers.
- Hit an estimated 463-foot solo homer (above the second deck in left field at Rogers Centre) on 8/17 at TOR.
- Hit a game-tying home run on 8/25 vs. SEA and a go-ahead two-run shot on 8/26 vs. the Mariners.
- Was on Paternity Leave List from 8/30-31 as he and his wife welcomed a daughter, Mia.

## 2011

- Made 28 starts at catcher and two at first base.
- Threw out 19.4 (6-for-25) percent of attempted basestealers.
- White Sox pitchers compiled a 3.96 ERA (113 ER/256.2 IP) in games he caught.
- Was recalled from Triple-A Charlotte on 7/10...Hit .316 (12-for-38) in his first 13 games with CWS.
- Recorded his first Major League home run and RBI on 8/13 vs. KC (off Luke Hochevar).
- Hit his first grand slam, 8/28 at SEA (Jason Vargas).
- Ranked third in the International League in OBP (.390) and tied for sixth in homers at the time of his promotion.

## 2010

- Spent most of the season with Triple-A Charlotte, but did appear in eight games (three starts) with Chicago.
- Was recalled from Charlotte on 9/1...Made his season debut on 9/7 at DET (0-for-1)
- Named to the International League All-Star Team.
- Entered the season ranked by *Baseball America* as the No. 2 Prospect in the Sox organization... Also tabbed by the same publication as the "Best Power Hitter" and having the "Best Strike Zone Discipline" among Chicago farmhands.



## 2009

- Played the majority of the season between Double-A Birmingham and Triple-A Charlotte, batting .297 (105-for-353) with 15 home runs and 56 RBI in 108 games between the two clubs.
- Had his contact selected on 9/1 and made his Major League debut as a pinch-hitter on 9/3 at CHI...Collected his first hit on 9/19 vs. KC (single off Victor Marte)...Made three total starts with Chicago.
- Was named to the Topps' Class AA All-Star Team and the Southern League Mid- and Post-Season All-Star Teams.
- Played in MLB's All-Star Futures Game in St. Louis.
- Began the season ranked by *Baseball America* as the No. 4 Prospect in the White Sox system...Also was cited by ESPN.com as the No. 51 Prospect in baseball.

## MINOR LEAGUE HIGHLIGHTS

- Was named Single-A Myrtle Beach's Most Valuable Player and a Carolina League Post-Season All-Star in **2008**...Following the **2007** season, played for Mesa of the Arizona Fall League...Led the AFL in home runs (12) and slugging percentage (.973), ranked eighth in average (.387)...Participated in the AFL Rising Stars Showcase and was named to the AFL Top Prospect Team...Was the **2007** Rome Braves Most Valuable Player.

## AMATEUR

- Played high school baseball for Blessed Trinity High School located in Roswell, Ga...Had his No. 21 jersey retired and was inducted into the school's Hall of Fame in 2015.
- Attended Chipola (Fla.) Junior College, where he was a NJCAA Second-Team All-American in 2006.

## PERSONAL

- He and his wife, Nancy, have five children: Mia, Brantley, Beckham, Madi and Barrett.

# TRANSACTIONS

- Selected by the Atlanta Braves in the 33rd round of the 2005 First-Year Player Draft...Signed by Al Goetz.
- Acquired by the Chicago White Sox along with LHP Santos Rodriguez, INF Jonathan Gilmore and INF Brent Lillibridge from the Atlanta Braves in exchange for RHP Javier Vazquez and LHP Boone Logan on December 4, 2008.
- On Chicago (AL) 60-day disabled list (right shoulder surgery), from September 2, 2013 to the end of the season.
- Signed by the Atlanta Braves to a two-year contract on December 17, 2015.
- On Atlanta disabled list (left hand fracture) from July 10 to August 17, 2016; included an injury rehabilitation assignment to Gulf Coast League (R), Rome (A) and Gwinnett (AAA).
- On Atlanta's disabled list (left wrist contusion) from August 29 to September 8, 2017.
- Had the 2018 club option on his contract exercised by Atlanta on October 23, 2017.
- On Atlanta's disabled list (left oblique strain) from March 30 to April 27, 2018; included a rehabilitation assignment to Mississippi (AA) and Gwinnett (AAA).
- Signed by the Atlanta Braves a one-year contract extension with a club option for 2020 on August 28, 2018.
- Had the 2020 club option on his contract declined by Atlanta on November 4, 2019.
- Signed by the Atlanta Braves to a one-year contract on November 4, 2019.

## COMPLETE RECORD

Year	Club	AVG	G	AB	R	H	2B	3B	HR	RBI	SH	SF	HP	BB	SO	SB-CS	OBP	SLG	E
2006	Danville	.279	34	129	24	36	9	0	5	16	0	1	4	16	30	0-0	.373	.465	1
2007	Rome	.298	106	389	65	116	34	2	12	70	0	4	3	49	74	3-4	.378	.488	8
2008	Myrtle Beach	.288	122	413	72	119	32	1	17	88	0	4	5	98	102	8-7	.427	.494	13
2009	Birmingham	.302	77	248	54	75	18	2	13	43	0	3	9	57	76	3-0	.445	.548	3
	Charlotte	.286	31	105	13	30	10	0	2	13	1	0	3	10	32	0-0	.364	.438	3
2010	Chicago (AL)	.188	10	16	3	3	1	0	0	0	0	0	1	3	8	0-0	.350	.250	0
	Chicago (AL)	.220	100	346	43	76	22	2	16	53	2	3	6	55	121	2-1	.334	.434	5
2011	Charlotte	.261	65	222	36	58	8	0	15	32	1	0	8	39	84	2-0	.390	.500	3
	Chicago (AL)	.209	38	110	13	23	5	1	5	16	0	2	3	14	38	0-1	.310	.409	2
2012	Chicago (AL)	.213	52	136	19	29	6	0	7	13	1	0	4	12	56	2-1	.296	.412	2
2013	Chicago (AL)	.195	84	256	24	50	11	0	10	24	0	1	4	14	94	0-1	.247	.355	4
2014	Chicago (AL)	.241	127	407	42	98	16	1	15	50	1	1	8	25	159	0-1	.297	.396	8
2015	Chicago (AL)	.239	112	331	21	79	12	0	9	39	2	1	6	21	104	0-1	.295	.356	5
2016	Atlanta	.270	83	281	27	76	18	0	8	41	0	4	11	29	91	0-0	.357	.420	3
	GCL Braves	.000	1	2	0	0	0	0	0	0	0	0	0	0	0	0-0	.000	.000	0
	Gwinnett	.429	2	7	1	3	0	0	0	0	0	0	0	1	1	0-0	.500	.429	0
	Rome	.000	1	4	0	0	0	0	0	0	0	0	0	0	1	0-0	.000	.000	0
2017	Atlanta	.281	99	317	41	89	16	0	12	49	0	31	2	20	82	0-1	.378	.445	5
2018	Atlanta	.227	82	251	34	57	9	0	8	30	0	1	9	35	76	0-0	.341	.359	1
	Gwinnett	.000	2	7	0	0	0	0	1	0	0	0	0	0	2	0-0	.000	.000	0
	Mississippi	.250	1	4	1	1	0	0	0	0	0	0	0	0	1	0-0	.250	.250	0
2019	Atlanta	.229	85	271	36	62	11	3	11	34	0	2	6	31	105	0-0	.319	.413	3
<b>Minor Totals</b>		<b>.274</b>	<b>542</b>	<b>1876</b>	<b>309</b>	<b>514</b>	<b>133</b>	<b>7</b>	<b>80</b>	<b>316</b>	<b>4</b>	<b>15</b>	<b>38</b>	<b>325</b>	<b>524</b>	<b>18-12</b>	<b>.389</b>	<b>.480</b>	<b>36</b>
<b>A.L. Totals</b>		<b>.223</b>	<b>431</b>	<b>1267</b>	<b>124</b>	<b>283</b>	<b>51</b>	<b>2</b>	<b>46</b>	<b>142</b>	<b>4</b>	<b>5</b>	<b>26</b>	<b>93</b>	<b>464</b>	<b>2-5</b>	<b>.289</b>	<b>.376</b>	<b>21</b>
<b>Atlanta Totals</b>		<b>.254</b>	<b>349</b>	<b>1120</b>	<b>138</b>	<b>284</b>	<b>54</b>	<b>3</b>	<b>39</b>	<b>154</b>	<b>0</b>	<b>9</b>	<b>46</b>	<b>126</b>	<b>354</b>	<b>0-1</b>	<b>.350</b>	<b>.412</b>	<b>12</b>
<b>Major Totals</b>		<b>.238</b>	<b>780</b>	<b>2387</b>	<b>262</b>	<b>567</b>	<b>105</b>	<b>5</b>	<b>85</b>	<b>296</b>	<b>4</b>	<b>14</b>	<b>72</b>	<b>219</b>	<b>818</b>	<b>2-6</b>	<b>.319</b>	<b>.393</b>	<b>33</b>

## DIVISION SERIES RECORD

Year	Club, Opp.	AVG	G	AB	R	H	2B	3B	HR	RBI	SH	SF	HP	BB	SO	SB	CS	E
2018	Atl. vs. LAD	.143	8	7	1	1	0	0	0	0	0	0	0	1	3	0	0	0

## MAJOR LEAGUE FIELDING RECORD

Position	PCT	G	PO	A	E	TC	DP	PB	CS	ATT	PCT	P-OFF
Catcher	.994	736	5519	369	33	5921	36	76	124	545	22%	1
First Base	1.000	7	30	6	0	36	4					





# MIKE FOLTYNEWICZ

# 26

## RIGHT-HANDED PITCHER

Full Name: **Michael Gary Foltynewicz**

Bats: **Right**

Throws: **Right**

Height: **6-4**

Weight: **195**

DOB: **October 7, 1991**

Opening Day Age: **28**

Born: **Sterling, IL**

Resides: **Atlanta, GA**

MLB Debut: **August 2, 2014**

MLB Service Time: **4.134**

Acquired: **Trade with Houston, January 14, 2015**

Contract Status: **Signed through 2020**

## 2019

- Made 21 starts on the season and went 8-6 with a 4.54 ERA (59 ER/117.0 IP).
- Went just 2-5 and pitched to a 6.37 ERA (42 ER/59.1 IP) in 11 starts to open the season... Allowed a career-high-tying eight runs on 6/22 at WSH and was optioned to Triple-A Gwinnett following the game.
  - Returned to Atlanta on 8/5 and started the next night at Minnesota and proceeded to go 6-1 with a 2.65 ERA (17 ER/57.2 IP) over his final 11 starts of the season.
  - Since his return from Gwinnett on 8/5, his 2.65 ERA was seventh lowest in the National League.
- Atlanta won each of his 12 starts from 6/11 vs. PIT through 9/20 vs. SF, including each of his first nine turns since returning from his option to Gwinnett...Foltynewicz went 7-0 with a 3.54 ERA (27 ER/68.2 IP) during the stretch.
  - The run of team wins in his starts was the longest such streak of his career, and the longest by any Atlanta pitcher since the Braves won an MLB-record 23 straight starts by Kris Medlen from 2010 to 2012.
  - Foltynewicz's 12-game run was the longest by a starter in the National League this season...Houston won each of Gerrit Cole's final 13 starts of the season.
  - Foltynewicz went 7-0 during the stretch, which was the longest winning streak of his career...He had previously won six straight from June 7 to July 25, 2017.
- Made his 100th career start, all of which had come for Atlanta, 5/14 vs. STL.

## CAREER HIGHS

Most Innings Pitched

**9.0, 2x, last: 9/11/18, ATL at SF**

Most Runs Allowed

**8, 4x, last: 6/22/19, ATL at WSH**

Most Earned Runs Allowed

**8, 4x, last: 6/22/19, ATL at WSH**

Most Hits Allowed

**12, 2x, last: 7/27/18, ATL at MIN**

Most Home Runs Allowed

**4, 2x, last: 7/5/16, ATL at PHI**

Most Walks

**5, 3x, last: 6/16/19, ATL vs. PHI**

Most Strikeouts

**11, 2x, last: 6/1/18, ATL vs. WSH**

Longest Winning Streak

**7 games, 6/16-9/20/19**

Longest Losing Streak

**7 games, 8/11-9/14/17**

- Became the 20th pitcher to make 100 starts for the Braves since the team moved to Atlanta in 1966...Of the 20 pitchers to make 100 such starts, Foltynewicz's 8.61 SO/9.0 IP at the time were most, and he stood as one of just two starters to strike out at least eight batters per 9.0 innings for Atlanta.

- Pitched 8.0 shutout inning, 9/20 vs. SF, in Atlanta's 155th game of the season...The Braves clinched the N.L. East that night with a 6-0 win over the Giants.

*A* Atlanta also clinched the 2018 N.L. East title in game No. 155, and Foltynewicz started that game as well.

- Missed Atlanta's first 25 games of the season on injured list after developing a right elbow bone spur during spring training...Was on the IL from 3/28 to 4/27.
- Was optioned to Gwinnett on 6/22 and made six starts for the Stripers.

*A* Went 4-0 with a 2.67 ERA (10 ER/33.2 IP) and 31 strikeouts...Opponents batted .254/.299/.325 against him. Pitched to a 1.13 ERA (2 ER/16.0 IP) over his last three turns and allowed opponents to hit just .179.

## 2019 POSTSEASON

- Started Game 2 and Game 5 of the NLDS vs. St. Louis and went 1-1 with a 7.36 ERA (6 ER/7.1 IP) and a 2.49 FIP.

*A* Pitched 7.0 scoreless innings and allowed just three hits in Game 2 in Atlanta's 3-0 win...Became the first Brave to go 7.0 or more scoreless innings in a postseason game since Hall-of-Famer Tom Glavine went 8.0 scoreless frames in Game 2 of the 2001 NLDS against Houston.

*A* Also started Game 5 and allowed three hits, three walks and seven runs (six earned) while recording just one out...The outing matched the shortest postseason start in franchise history.

## 2018

- Set career bests in wins (13), starts (31), innings (183.0 IP), ERA (2.85) and strikeouts (202) while going to his first All-Star game...Went 13-10 and allowed opponents to bat just .195 against him.
- Became the first pitcher in Braves franchise history (since 1876) to reach 200 strikeouts and have an opponents' average under .200.

*A* Fanned Phillies outfielder Roman Quinn to end the third inning in his final start of the season on 9/28 to notch his 200th strikeout...Finished the season fanning 202 batters to become the first Braves pitcher with 200 strikeouts since Javier Vázquez fanned 238 in 2009.

*A* Since the club moved to Atlanta in 1966, only five other pitchers reached 200 strikeouts in a season: John Smoltz (five times), Phil Niekro (three times), Vázquez (once), Kevin Millwood (once), Greg Maddux (once).

- **N.L. Ranks:** ERA (6th, 2.85), complete games (T1st, 2), strikeouts (6th, 202), shutouts (T1st, 1), opponents' batting average (2nd, .195).
- Selected to his first major league All-Star Game after going 7-5 with a 2.66 ERA (30 ER/101.2 IP) over 18 games to open the season... Tossed a scoreless fourth inning in his All-Star Game debut, retiring José Ramírez, Manny Machado and José Abreu, while walking Aaron Judge.
- Threw the first shutout of his major league career, 6/1 vs. WSH...Allowed just two hits and struck out 11...Became the seventh pitcher in Atlanta-era history to throw a two-hitter or better with double-digit strikeouts and the first since Greg Maddux fanned 14 Brewers in a two-hit, 1-0 win on 5/2/01 at Turner Field.
- Tossed the second complete game of his career, 9/11 at SF... Lost the bid for his second shutout of the season when San Francisco scored its only run of the game in the bottom of the ninth...The complete game was the first for a Braves pitcher on the road since 2016, and he became the first Atlanta pitcher with two complete games in a single season since Shelby Miller logged two in 2015.
- Had 17 starts in which he allowed no more than one run, the second-most such starts in the National League...Jacob deGrom had 18...Only Greg Maddux had more starts of one run or less in a single season for Atlanta...Maddux set the Atlanta franchise record with 19 such starts in 2002, and he also had 18 starts in 1995.
- Missed seven games from 6/16-6/25 on the 10-day disabled list with right triceps tightness.

## 2018 POSTSEASON

- In his postseason debut, made two starts in the NLDS vs. LAD, going 0-1 with a 7.50 ERA (5 ER/6.0 IP)...Started Game 1 and Game 4.

## 2017

- Spent his first full season in the majors and set career-high totals in wins (10), innings (154.0 IP), strikeouts (143), appearances (29) and starts (28)...Did not pitch after 9/14 due to a laceration on the tip of his right middle finger.

- Carried a no-hitter into the ninth inning on 6/30 at OAK, winning 3-1...Allowed a full-count home run to Matt Olson leading off the ninth inning before exiting...The performance marked the longest no-hit bid by a Braves pitcher since Shelby Miller went 8.2 on 5/17/15 at MIA... Foltyniewicz finished the night allowing the one hit, the one run and four walks while striking out eight over a career high-tying 8.0 innings.
- Won a career-high six consecutive decisions, 6/7-7/25...Pitched to a 3.74 ERA (22 ER/53.0 IP) during the run, which spanned nine starts...The Braves won each of his starts during that streak, the longest such run by the club for a single pitcher since the team won 23 consecutive starts by Kris Medlen from 2010-2012 to set a MLB record.
- Lost his last seven starts of the season, compiling a 7.91 ERA (29 ER/33.0 IP) over the skid...His skid is one short of the franchise record, set by Preston Hanna from 1976-1978 and matched by Shelby Miller in 2015...Entered this stretch with a 3.94 season ERA (53 ER/121.0 IP).
- Began the season 0-4 with a 4.55 ERA (15 ER/29.2 IP) over a six game, five start span...Then went 10-2 with a 3.74 ERA (38 ER/91.1 IP) over a 16-start span, 5/12-8/5...His 10 wins over this stretch tied for the most in the majors.
- Became the first Braves starter to not allow a run in a start at SunTrust Park, 6/7 vs. PHI ...Tossed 7.0 scoreless innings that game to run his scoreless streak to a career best-tying 14.0 consecutive innings after he went 7.0 innings on 6/2 at CIN... Also went 14.0 scoreless innings, 7/10 and 7/16, 2016.
- Collected two double-digit strikeout games, including fanning a career-best 11 on 8/5 vs. MIA...Also struck out 10 on 6/2 at CIN.
- Allowed a career-most eight runs, all earned, and 11 hits on 6/12 at WSH...Failed to record a strikeout, marking just his second career start he did not fan a batter (also, 8/3/15 vs. SF)...Matched the eight runs on 8/16 at COL in a 17-2 loss.
- Left handers hit .308 (91-for-295) against him, while he limited righties to a .248 (78-for-315) mark.
- Went 5-5 with a 3.95 ERA (30 ER/68.1 IP) and six home runs allowed in 12 games at home...Had a 5-8 record and a 5.46 ERA (52 ER/85.2 IP) in 17 games, 16 starts, on the road.
- Finished the season 23-24 with a 4.81 ERA (192 ER/359.1 IP) in 65 career starts...Is 0-1 with a 5.79 ERA (15 ER/23.1 IP) in 20 relief games.

## 2016

- Spent the majority of the season with Atlanta after beginning the year at Triple-A Gwinnett... Also missed time on the 15-day disabled list, 6/4-6/30, with right elbow discomfort.
- Set career-high totals for wins (nine), starts (22), innings (123.1) and strikeouts (111)...His nine wins led the club, while his starts, innings and strikeouts all ranked third.
- Won his final five decisions of the season to set a career-high winning streak.
- Fanned 10 in a 2-0 win at CWS on 7/10, the right-hander's first career double-digit strikeout game...Did not issue a base-on-balls and finished as one of 11 pitchers in 2016 to strike out at least 10 with no walks in a scoreless outing.
- Equaled his career high by allowing four homers in a 5-1 loss at PHI on 7/5...Allowed 18 home runs total, but only seven over his final 14 turns.
- Went a career-long 20.2 consecutive innings without issuing a base-on-balls from the third inning of his season debut on 5/2 to the second inning on 5/25.
- Made his MLB season debut, 5/2 at NYM...Went to Spring Training with the Braves but was optioned to Gwinnett (AAA) on 3/30 as he recovered from surgery on 9/21/15.
- Began the season with Triple-A Gwinnett, but Atlanta recalled him on 5/2.

## 2015

- In his sixth professional campaign, returned to predominately work as a starting pitcher as he made 28 appearances, including 25 starts, between Atlanta and Triple-A Gwinnett.
- Made three separate appearances with the Major League club from early May to late August (5/1-6/17, 7/7-7/12, 7/29-end of the season) and went 4-6 with a 5.71 ERA in 18 appearances (15 starts).
- Was diagnosed with costochondritis on 9/2 and sidelined for the remainder of the season. Underwent surgery on 9/21/15, to remove the anterior half of his first rib...The procedure was performed by Dr. William Mayfield at Wellstar Kennestone Hospital in Marietta, Ga.
- Made his Braves debut on 5/1 at Turner Field... Beat CIN 4-3 to collect his first career victory en route to becoming the first Braves player to win his starting debut since Kenshin Kawakami beat WSH 5-3 in his Major League debut on 4/11/09... In his second career at-bat, doubled home two runs for his first career hit and RBI...Had zero career plate appearances in the minor leagues.

- Won his first two starts with the Braves on 5/1 and 5/6...The last pitcher to win consecutive starts to begin his Braves career was Ben Sheets, who won three straight in 2012.
- Allowed 17 home runs on the season, for a 1.77 HR/9.0 innings pitched ratio, which ranked second highest in the Majors among pitchers with at least 75.0 innings.
- Allowed a career-most and a Braves season high-tying four home runs on 8/3 vs. SF...Did not strike out a batter over 6.0 innings to become the first pitcher in Atlanta franchise history (since 1966) to allow at least four home runs and not fan a batter...Prior to Foltynewicz, only four MLB pitchers since 1966 went at least 6.0 innings with no strikeouts and four or more homers allowed (Jeremy Guthrie, 5/14/13; Cory Lidle, 8/3/04; Whitey Ford, 7/2/66).
- Struck out at least seven batters in five consecutive games, 5/6-5/29...It was the longest streak of its kind by a Braves pitcher since Brandon Beachy had a nine-game run in 2011 (fanned 36 total in 31.1 IP).
- Opened the 2015 season with Gwinnett and pitched at a 3.49 ERA (22 ER/56.2 IP).
- Entered the 2015 season ranked by *Baseball America* as the Braves' second-best prospect... Also tabbed by the publication as having the "Best Fastball" in the organization.

## 2014

- In his fifth professional season, made his Major League debut with the Houston Astros and made 16 appearances out of the bullpen for them.
- Combined to make 37 total appearances between Oklahoma City (AAA) and Houston with a 7-8 record and a 5.13 ERA and 116 strikeouts in 121.1 innings pitched.
- Spent the first four months of the season with Oklahoma City, going 7-7 with a 5.08 ERA over 21 games (18 starts) before having his contract purchased on 8/1.
- After predominately pitching as a starter during his time in the minor leagues, made all 16 of his appearances with the MLB club in relief.
- Made his Major League debut on 8/2 vs. TOR with 0.2 scoreless frames (1 BB, 1 K)...He entered in the eighth inning and retired two of his three batters faced as he recorded his first career hold.

## 2013

- Entered the season ranked No. 5 in the Astros organization and No. 46 in all of baseball by *Baseball America*.

- Advanced to High-A Lancaster, where he went 1-0 with a 3.81 ERA (11 ER/26.0 IP) in seven games (five starts).
- Promoted to Double-A Corpus Christi on 5/2 and finished his season with the Hooks.
- Earned Mid-Season and Post-Season All-Star honors in the Texas League.
- Named by the Texas League managers and coaches as the "Best Pitching Prospect" with the "Best Fastball" and "Best Breaking Pitch" in *Baseball America's* Best Tools Survey.

## 2012

- Entered the season as the Astros' No. 9 prospect per *Baseball America*.
- Earned the organization's Minor League Pitcher of the Year Award after posting a 14-4 record and a 3.14 ERA (53 ER/152 IP) in 27 starts.
- Was named the South Atlantic League's Most Outstanding Pitcher and was a SAL Mid-Season and Post-Season All-Star...Also named a MiLB.com Organization All-Star.
- Ranked tied for first in the SAL in wins and starts, second in innings pitched, fifth in ERA and sixth in strikeouts (125).

## 2011

- Entered the season as the Astros' No. 4 prospect with the "Best Fastball" in the system, per *Baseball America*.
- Lost his first six decisions on the season, bringing his professional record to 0-9, before winning on 5/18 vs. West Virginia.

## 2010

- Drafted on 6/7 as one of three Astros first-round picks (also outfielder Delino DeShields (#8) and infielder Mike Kvasnicka (#33)).
- Made his professional debut on 6/26 with Greeneville vs. Johnson City.
- After the season, ranked by *Baseball America* as the No. 7 prospect in the Appalachian League.

## PERSONAL

- Name is pronounced FUL-ta-nev-ich.
- Graduated from Minooka (Ill.) High School.
- He and his wife, Brittany, welcomed their first child, Michael Jett in 2018, and their second, Lola in 2019.

## TRANSACTIONS

- Selected by the Houston Astros in the first round (19th overall) of the 2010 First-Year Player Draft... Signed by Troy Hoerner.
- Acquired by the Atlanta Braves along with RHP Andrew Thurman and INF Rio Ruiz from the Houston Astros in exchange for C/OF Evan Gattis and RHP James Hoyt on January 14, 2015.
- On Atlanta disabled list (right elbow soreness) from June 4 to June 30, 2016; included a rehabilitation assignment to Gwinnett (AAA).
- On Atlanta disabled list (right triceps tightness), to June 13 to June 25, 2018.
- On Atlanta's injured list (right elbow bone spur) from March 25 to April 27, 2019; included an injury rehabilitation assignment to Triple-A Gwinnett.

## COMPLETE RECORD

Year	Club	W-L	ERA	G	GS	CG	SHO	SV	IP	H	R	ER	HR	HB	BB	SO	WP	BK
2010	Greeneville	0-3	4.03	12	12	0	0	0	44.2	46	24	20	3	6	15	39	8	0
2011	Lexington	5-11	4.97	26	26	0	0	0	134.0	149	84	74	10	7	51	88	8	1
2012	Lexington	<b>14-4</b>	3.14	27	<b>27</b>	0	0	0	152.0	145	65	53	11	5	62	125	6	0
2013	Lancaster	1-0	3.81	7	5	0	0	0	26.0	31	16	11	4	0	14	29	5	1
	Corpus Christi	5-3	2.87	23	16	0	0	3	103.1	75	39	33	8	5	52	95	9	2
2014	Oklahoma City	7-7	5.08	21	18	0	0	0	102.2	98	63	58	10	10	52	102	9	4
	Houston	0-1	5.30	16	0	0	0	0	18.2	23	11	11	3	0	7	14	3	0
2015	Gwinnett	1-6	3.49	10	10	1	0	0	56.2	52	28	22	7	0	26	63	1	0
	Atlanta	4-6	5.71	18	15	0	0	0	86.2	112	63	55	17	4	29	77	3	1
2016	Gwinnett	1-2	1.67	5	5	0	0	0	27.0	13	7	5	0	2	14	25	1	0
	Atlanta	9-5	4.31	22	22	0	0	0	123.1	125	61	59	18	6	35	111	13	1
2017	Atlanta	10-13	4.79	29	28	0	0	0	154.0	169	86	82	20	10	59	143	4	0
2018	Atlanta	13-10	2.85	31	31	2	1	0	183.0	130	65	58	17	6	68	202	7	2
2019	Gwinnett	5-1	3.86	10	10	0	0	0	51.1	49	24	22	1	2	17	45	2	0
	Atlanta	8-6	4.54	21	21	0	0	0	117.0	109	65	59	23	2	37	105	5	0
<b>Minor Totals</b>		<b>39-37</b>	<b>3.84</b>	<b>141</b>	<b>129</b>	<b>1</b>	<b>0</b>	<b>3</b>	<b>697.2</b>	<b>658</b>	<b>350</b>	<b>298</b>	<b>54</b>	<b>37</b>	<b>303</b>	<b>611</b>	<b>49</b>	<b>8</b>
<b>A.L. Totals</b>		<b>0-1</b>	<b>5.30</b>	<b>16</b>	<b>0</b>	<b>0</b>	<b>0</b>	<b>0</b>	<b>18.2</b>	<b>23</b>	<b>11</b>	<b>11</b>	<b>3</b>	<b>0</b>	<b>7</b>	<b>14</b>	<b>3</b>	<b>0</b>
<b>Atlanta Totals</b>		<b>44-40</b>	<b>4.24</b>	<b>121</b>	<b>117</b>	<b>2</b>	<b>1</b>	<b>0</b>	<b>664.0</b>	<b>645</b>	<b>340</b>	<b>313</b>	<b>95</b>	<b>28</b>	<b>228</b>	<b>638</b>	<b>32</b>	<b>4</b>
<b>Major Totals</b>		<b>44-41</b>	<b>4.27</b>	<b>137</b>	<b>117</b>	<b>2</b>	<b>1</b>	<b>0</b>	<b>682.2</b>	<b>668</b>	<b>351</b>	<b>324</b>	<b>98</b>	<b>28</b>	<b>235</b>	<b>652</b>	<b>35</b>	<b>4</b>

Bold indicates led league

## DIVISION SERIES RECORD

Year	Club, Opp	W-L	ERA	G	GS	CG	SHO	SV	IP	H	R	ER	HR	HP	BB	SO	WP	BK
2018	Atl. vs. LAD	0-1	7.50	2	2	0	0	0	6.0	5	5	5	2	1	7	10	0	0

## ALL-STAR GAME RECORD

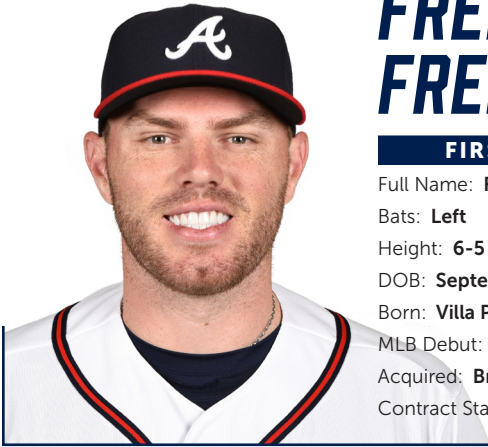
Year	Club, Site	W-L	ERA	G	GS	CG	SHO	SV	IP	H	R	ER	HR	HP	BB	SO	WP	BK
2018	N.L., Wsh.	0-0	0.00	1	0	0	0	0	1.0	0	0	0	0	0	1	1	0	0
2019	Atl. vs. Stl.	1-1	7.36	2	2	0	0	0	7.1	6	7	6	0	0	3	7	0	0
<b>D.S. Totals</b>		<b>1-2</b>	<b>7.43</b>	<b>4</b>	<b>4</b>	<b>0</b>	<b>0</b>	<b>0</b>	<b>13.1</b>	<b>11</b>	<b>12</b>	<b>11</b>	<b>2</b>	<b>1</b>	<b>10</b>	<b>17</b>	<b>0</b>	<b>0</b>

## MAJOR LEAGUE FIELDING RECORD

Position	PCT	G	PO	A	E	TC	DP
Pitcher	1.000	4	1	3	0	4	0

## MAJOR LEAGUE BATTING RECORD

Year	Club	AVG	G	AB	R	H	2B	3B	HR	RBI	SH	SF	HP	BB	SO	SB	CS	E
2019	Atlanta	.057	19	35	1	2	0	0	0	1	3	0	0	0	19	0	0	3
<b>Major Totals</b>		<b>.070</b>	<b>115</b>	<b>199</b>	<b>8</b>	<b>14</b>	<b>3</b>	<b>0</b>	<b>0</b>	<b>9</b>	<b>24</b>	<b>1</b>	<b>0</b>	<b>1</b>	<b>125</b>	<b>0</b>	<b>0</b>	<b>4</b>



# FREDDIE FREEMAN

# 5

## FIRST BASEMAN

Full Name: **Frederick Charles Freeman**

Bats: **Left**

Throws: **Right**

Height: **6-5**

Weight: **220**

DOB: **September 12, 1989**

Opening Day Age: **30**

Born: **Villa Park, CA**

Resides: **Atlanta, GA**

MLB Debut: **September 1, 2010** MLB Service Time: **9.033**

Acquired: **Braves' second-round pick (78th overall) in 2007**

Contract Status: **Signed through 2021**

## CAREER HIGHLIGHTS

- Is a four-time National League All-Star (2013, 2014, 2018, 2019)...Started at first base for the N.L. squad in 2018 and 2019.
  - ▲ Garnered 4,039,219 votes in 2018 to lead the N.L., becoming the first Atlanta player to lead the league in fan voting since Dale Murphy in 1985.
  - ▲ Joins fellow first baseman Fred McGriff (1995-96) and Hall-of-Fame third baseman Chipper Jones (2000-01) as the only Braves infielders to win consecutive fan-elected starts
- Won his first Rawlings Gold Glove award in 2018...Also named Wilson's Defensive Player of the Year at first base in 2018 and 2019...Is the second Atlanta player to win the Wilson DPOY in consecutive seasons...Shortstop Andrelton Simmons did so in three straight campaigns from 2013-15.
- Was the National League Louisville Slugger Silver Slugger winner at first base in 2019, his first such honor...Led all N.L. first basemen in RBI (121) and finished third in home runs (38)...Is the second Braves first baseman to win a Silver Slugger...Fred McGriff also did so in 1993.
- Has finished in the top eight of National League Most Valuable Player voting four times...Was fifth in 2013, sixth in 2016, fourth in 2018 and eighth in 2019.
- Earned his only career National League Player of the Month honor in September of 2016.
- Won three N.L. Player of the Week honors in 2016...Has earned five such awards overall (also twice in 2012).

## CAREER HIGHS

Most Runs

**4, 6/28/14, ATL at PHI**

Most Hits

**5, 5/10/18, ATL at MIA**

Most Doubles

**3, 2x, last: 9/28/18, ATL at PHI**

Most Triples

**1, 22x, last: 6/13/19, ATL vs. PIT**

Most Home Runs

**2, 16x, last: 9/1/19, ATL vs. CWS**

Most RBI

**5, 7x, last: 9/1/19, ATL vs. CWS**

Most Walks

**4, 7/27/19, ATL at PHI**

Most Stolen Bases

**1, 43x, last: 8/26/19, ATL at COL**

Longest Hitting Streak

**30 games, 8/24-9/28/16**

- Finished second in N.L. Rookie of the Year voting (to teammate Craig Kimbrel) in 2011... Batted .282 with 21 homers and 76 RBI in 157 games.
- Is one of six players in Braves franchise history with 300 doubles and 200 home runs, reaching both milestones in 2019...The other five to reach those marks are Hank Aaron (600 2B, 733 HR), Andruw Jones (330 2B, 368 HR), Chipper Jones (549 2B, 468 HR), Eddie Mathews (338 2B, 493 HR) and Dale Murphy (306 2B, 371 HR).

- A* The Braves are just the third franchise in the majors with at least six players at 300 doubles and 200 home runs...The Yankees have 11, while Boston has six.
  - A* Freeman currently ranks fifth on the franchise's all-time doubles list (319) and seventh on the home run list (227).
- Has played 162 games in a season twice (2014 and 2018)...Is one of seven active players with multiple such seasons...In franchise history, only Dale Murphy (four) and Jeff Francoeur (two) also have multiple such seasons.
- Reached base at a .403 clip in 2017 following his .400 mark in 2016...Became just the third qualifying Braves player since the franchise moved to Atlanta in 1966 to have a .400 on-base percentage or better in consecutive seasons...Chipper Jones did it in six consecutive seasons from 1998-2003, and then again from 2007-2008, while Gary Sheffield did it in 2002 and 2003...Only one other qualifying Atlanta player had multiple seasons with a .400 or better on-base percentage: Jeff Blausner in 1993 and 1997.
- Posted a career-best 30-game hitting streak from 8/24-9/28/16...Hit .384 (43-for-112) with seven home runs and 27 RBI during the streak.
  - A* Hit a career-high 34 home runs in 2016 and according to the Elias Sports Bureau, it marked the ninth time in major league history that a player has notched a 30-game hitting streak during a season in which he hit 30-or-more home runs.
- Hit career home run No. 100 on 7/31/15 at PHI... Became the third-youngest Atlanta Brave to reach the 100-homer mark behind Andruw Jones and Bob Horner.
- Owned a .289 (455-for-1576) batting average with 93 doubles, 64 homers and 250 RBI in 447 career games played at Turner Field.
- Agreed to terms on an eight-year contract through the 2021 season on February 4, 2014.
- A* Drove home a run in an Atlanta-era record 10 consecutive games, from June 12-22...That streak tied the Braves all-time mark, done by Sid Gordon in 1951 with Boston (8/15-25)...Freeman had 18 total RBI in that stretch.
  - A* Had 33 RBI in 28 June games, setting an Atlanta-era record for most RBI in a calendar month... The old record was 32, first set by Bob Horner in July of 1980 and later matched by Mark Teixeira in August of 2007.
- Finished second on the team with 38 home runs, easily the most of his career...His previous career high was 34 in 2016, over 158 games and 693 plate appearances...Hit his 34th home run in 2019 in his 128th game and his 570th plate appearance.
  - A* Only three left-handed hitters in Braves history have hit more home runs in a season...Eddie Mathews did so five times, while Darrell Evans and David Justice each did so once.
  - A* Only two other Braves' first basemen have hit 38 home runs in a season... Andres Galarraga hit 44 in 1998, while Joe Adcock also hit 38 in 1956 with Milwaukee.
- Had 176 hits, 87 walks and was hit by six pitches, reaching base a National League-most 269 times.
  - A* Reached 56 times prior to the end of April, breaking his own franchise record in that category...Previously had reached 55 times last March/April.
- Made his fourth All-Star Game and started at first base for the National League squad for the second consecutive season.
  - A* Had 23 homers at the All-Star break, the most by a Braves first baseman at the break since 1998, when Andres Galarraga had 28.
  - A* Also had 25 doubles, becoming one of seven players in franchise history to reach 20 home runs and 20 doubles before the break...Hank Aaron (1959 and 1969), Fred McGriff (1994 and 1996) and Chipper Jones (1999 and 2000) did so twice, while Ron Gant (1993), Gary Sheffield (2003) and Ozzie Albies (2018) also accomplished the feat.

## 2019

- In his 10th major league season, batted .295 (176-for-597) with career-bests in home runs (38), RBI (121) and runs scored (113).
- Ranked third in the majors with 121 RBI, the most for a Braves player since Andruw Jones drove in 129 in 2006...Became the 13th player in Braves franchise history to drive in at least 120 runs in a season.

Along with his 25 doubles and 23 home runs, also had 68 RBI and 69 runs scored at the break...Was only the second player in Braves history with at least 20 doubles, 20 home runs, 60 RBI and 60 runs scored before the All-Star break...Gary Sheffield was the other, recording 21 doubles, 22 home runs, 70 RBI and 70 runs in 2003.

- Began the season with a 27-game on-base streak, tying J.D. Drew (2004) for the longest season-opening on-base streak in Atlanta franchise history...His previous longest such streak was a nine-game run in 2018...His longest for any time is 46 games, from 8/6-9/28/ 2016.
- Underwent arthroscopic right elbow surgery on October 16 in New York, NY...The surgery, which removed three fragmented loose bodies and cleaned up multiple bone spur formations, was performed by Dr. David Altchek.
- Finished with a career-best 44 doubles to tie for the National League lead...His total was tied for the sixth most in franchise history.
- Compiled three double-digit hitting streaks this season...Nick Markakis also had three such streaks...They became the first Braves players with three such streaks since Martin Prado also had three in 2011.
- Reached multiple times in the first seven games of the season, tied for the longest such season-opening streak in Atlanta franchise history...Jerry Royster also had a seven-game run to start 1978.
  - The last Braves players to open a season with a longer streak was Hall-of-Famer Eddie Mathews, who went 14 straight in 1963.
- Swiped his 10th base of the season, 9/19 vs. St. Louis, reaching double-figures in steals for the first time in his career...He became the fourth first baseman in Braves franchise history to go 20-10 in a season and the first since Dale Murphy in 1978...Orlando Cepeda also did it in 1969, while Earl Torgeson accomplished the feat in consecutive seasons, 1950-1951.

## 2019 POSTSEASON

- Went 4-for-20 (.200) with one double, one home run, one RBI and one run scored in five games.
- Hit his second career postseason home run in Game 1...Reached base safely three times in that contest, also singling and getting hit by a pitch.

## 2018

- Played all 162 games for the second time in his career, hitting .309 (191-for-618) with 23 home runs, 44 doubles, 98 RBI and a .892 OPS for his third consecutive season of .300, 35 doubles and 20 home runs...In franchise history, only two other Braves, Hank Aaron (five such seasons) and Chipper Jones (four), have multiple such seasons.
- Named to his third All-Star Game and selected to start after garnering 4,039,219 votes to lead the N.L., becoming the first Atlanta player to lead the N.L. in fan voting since Dale Murphy in 1985.
- Led the National League in hits, becoming the first Braves player to do so since 1992, when Terry Pendleton had 199 to tie Pittsburgh's Andy Van Slyke for the most in the league...Prior to Freeman, the last Braves player to lead outright was Pendelton (187) in 1991.
- Finished with 71 extra-base hits, his fourth season surpassing 65...He is one of seven Braves in the live-ball era to have four seasons with at least 65 extra-base hits...Hank Aaron has the most of any player in baseball history with 16, while Andruw Jones is second in team history with eight... Chipper Jones has seven, and Eddie Mathews has six...Wally Berger had five, while Dale Murphy also had four.
- Is 9-for-27 (.333) in opening games...Hit his third career Opening Day home run with a two-run shot in the sixth inning off Holby Milner...Hit a solo shot in his first at-bat of 2016, and also homered on Opening Day in 2013 off PHI's Cole Hamels.
- Hit .309 (63-for-204) with 10 home runs and a .922 OPS against lefties...Also hit .309 (128-for-414) against righties.
  - His .309 batting average against lefties was the second highest among all left-handed batters in the majors...Only Milwaukee's Christian Yelich was better... His 10 home runs were tied for the second most...Texas' Joey Gallo hit 15.
- Hit .327 (49-for-150) with runners in scoring position, eighth best in the National League.



## 2018 POSTSEASON

- Went 4-for-16 (.250) in four games of the NLDS vs. LAD.
- Hit the first pitch of his Game 3, sixth inning at-bat with Alex Wood out to right field for his first career playoff home run...The drive gave the Braves a 6-5 lead and was the latest go-ahead postseason home run by a Braves player since 2010, when Brian McCann hit a solo home run off Madison Bumgarner to break a 1-1 tie in the sixth inning of Game 4 of the NLDS.
- Has hit safely in eight of his nine career postseason games (12-for-36, .333).

## 2017

- In his eighth professional season - including his seventh full season - at the MLB level, batted .307 with 135 hits, 28 home runs and 65 extra-base hits while setting new career bests in both on-base percentage (.403) and slugging percentage (.586)...Did play in a career-low 117 games due to an injury to his left wrist.
- Missed 44 games after suffering a non-displaced left wrist fracture on 5/17 vs. TOR...Following his DL stint, which started on 5/19, participated in two rehabilitation games at Triple-A Gwinnett before being activated from the DL and reinstated to the major league roster on 7/4.
- At the time of his injury, he led the National League with 14 home runs, and ranked second in extra-base hits (26), on-base percentage (.461) and slugging percentage (.748), third in runs (35) and sixth in batting average (.341).
- Upon his return from the disabled list on 7/4, appeared in 16 games defensively at third base (between 7/4-31), his first appearance at the position in the majors...Committed one error in 35 total chances for a .971 fielding percentage...Appeared in five games at third during his minor league career prior to this season, all coming in 2007.
- Collected his 1,000th hit on 7/6 at WSH...Became the eighth quickest Braves player since 1900 to get their first 1,000 career hits in a Braves uniform, as his 1,000th hit came in his 949th career game...The last Brave to do it faster was Chipper Jones, who recorded hit number 1,000 in career game 894...Freeman also became the fifth player to reach the 1,000 hit milestone with the Braves prior to their 28th birthday, joining Hank Aaron (25), Andruw Jones (26), Eddie Mathews (26) and Joe Torre (27)...Freeman celebrated his 28th birthday on 9/12

- Averaged a home run every 15.71 at-bats, the best rate of his career...Previous high was 17.32, accomplished during the 2016 season.
- Finished the season with a career-best .582 slugging percentage...That mark ranks as the ninth-best percentage in Atlanta franchise history.
- Placed in the top 10 in several offensive categories among all National League hitters including slugging percentage (3rd, .586), batting average (10th, .307) and on-base percentage (7th, .403).
- Hit .346 (27-for-78) with a .509 on-base percentage when batting with runners in scoring position...His average was the third highest of his career and ranked 12th in the N.L.
- Slugged 28 home runs after hitting a career-best 34 in 2016...Is only the second Braves player in the last 10 seasons to have 25 homers in consecutive years. (Justin Upton - 27 in 2013, 29 in 2014).
- Reached base in an Atlanta-franchise record 12 consecutive plate appearances from 4/16-19... Walked in his final two plate appearances on 4/16, reached base four times on both 4/17 and 4/18, and walked and homered his first two times up on 4/19...Freeman eclipsed Jeff Burroughs' mark of 11 straight plate appearances, set in April of 1978.
- Had a season-long 12-game hitting streak from 8/12-23...Batted .412 (21-for-51) with a 1.072 OPS during the run.
- Had his first career game with four extra-base hits after going 4-for-4 with two doubles and two home runs on 4/17 vs. SD...It also marked his ninth career game with a career-most four hits.
- On 5/2, hit his 10th homerun of the season in his 25th game of the year...Reached double-digit home runs quicker than in any previous season in his career...Previous best was 53 games in 2015.
- Scored a run in a career-high 10 consecutive games, 4/21-5/2.
- On 4/30 at MIL, hit his ninth home run of the season after swiping his fourth base of the season the night before...Became the first player in Atlanta franchise history to hit nine homers and steal four bases by the end of April...Since 2000, only nine MLB players have done it.
- On 4/28 at MIL, hit a 1-1, ninth-inning pitch over the wall in center field to put ATL up 10-8...The drive was his fifth career homer in the ninth inning or later that gave the Braves a lead...That total is tied for fourth most in Atlanta franchise history...Only Chipper Jones (18), Andruw Jones (17) and Dale Murphy (7) have more.

## 2016

- Finished sixth in the National League MVP voting in his seventh season at the Major League level and 10th professional season overall.
- Batted .302 with career highs in hits (178), home runs (34), extra-base hits (83), on-base percentage (.400) and slugging percentage (.596), while driving in 91 runs in 158 games.
- Ranked fifth in the National League in home runs (34), tied for second in doubles (43), third in slugging percentage (.569) and fourth in on-base percentage (.400).
- Earned his first career National League Player of the Month honor in September after leading the Majors with a .486 on-base percentage and leading the N.L. with a .681 slugging percentage during Sept. and October...He batted .385 (tied for the N.L. lead) during the season's final full month (Sept.) with nine doubles, seven home runs, 25 RBI and 23 runs scored in 27 games.
- Was a three-time National League Player of the Week selection, weeks ending 9/25, 9/4 and 6/19.
- Led the National League with 83 extra-base hits, finishing four off the Major-League lead (David Ortiz, 87)...Became just the second Atlanta player to post 80 extra-base hits in a season joining Chipper Jones, who had 87 in 1999.
- Posted a career-high 30-game hitting streak 8/24-9/28 to become the ninth player in MLB history to have a 30-game hitting streak in a season in which he hit at least 30 home runs (Elias Sports Bureau)...Freeman's streak was the longest hitting streak in the majors since 2011, when Dan Uggla hit safely in an Atlanta franchise-record 33 straight games...His streak was also the third-longest streak in Atlanta history.
- Hit his career-high 34th home run of the season, 10/1...Became the sixth first baseman in franchise history to hit at least 34 home runs in a season and the first since Andres Galarraga (44) in 1998.
- Had a career-high 46-game on-base streak, 8/6-9/28...Hit .390 (64-for-164) with a .512 on-base percentage during the streak, which equaled the longest in the majors in 2016 (Washington's Jayson Werth)...The streak also ranked as the third longest streak in Atlanta history and was the longest by a Braves player since Gary Sheffield set the Atlanta record in 2002 (52 games).
- Finished the season with 33 home runs, 43 doubles and six triples, joining Hank Aaron (1959) as the only two players in Braves franchise history to record at least 30 home runs, 40 doubles and five triples

- In 70 games after the All-Star break, posted the second-best batting average with runners in scoring position (.442, 23-for-52) and the fourth-best on-base percentage (.433), while scoring 59 runs which tied for second in the majors with teammate Ender Inciarte.
- From 6/1 through the end of the season, batted .327 (130-for-398) with 35 doubles, 26 home runs, 76 RBI, a .428 on-base percentage, a 1.068 OPS and 78 runs scored in 108 games.
- Hit for the cycle on 6/15 vs. CIN...Singled in his final at-bat in the 11th inning to secure the feat... It was the first of Freeman's career as he became the third player in Atlanta history to do it and first since Mark Kotsay on 8/14/2008.

## 2015

- Appeared in a career-low 118 games.
- Had two separate stints on the disabled list...The first was from 6/18 through 7/25 with a right wrist contusion...His second was from 8/4 through 8/19 with a strained right oblique.
- On 6/18, snapped his Major-League-leading consecutive games played streak of 234 games (missed the contest due to a strained right oblique)...Freeman had played in all of the Braves' 234 games (233 starts) dating to 9/24/13.
- Snapped his streak of 217 consecutive starts (dating to 9/24/13) on 5/31, but entered the game in the bottom of the seventh inning at 1B and stroked a solo HR in the ninth inning.
- Led the Majors with a .376 (35-for-93) batting average with runners in scoring position.
- Stroked career home run No. 100 on 7/31 at PH...Became the third-youngest Atlanta Brave to reach the 100-homer mark behind Andruw Jones and Bob Horner.
- In 66 games prior to the All-Star break, batted .299 (76-for-254) with 20 doubles, 12 homers and 41 RBI...In 52 games post All-Star break, he batted .241 (39-for-162) with seven doubles, six homers and 25 RBI.

## 2014

- In his fourth full season in the majors, was one of four players to play in all 162 regular-season games joining KC's Alcides Escobar, TB's Evan Longoria and SF's Hunter Pence.
- Set the Braves franchise mark and led the Majors with a career-high 1,449 innings played.
- Produced a .288 (175-for-607) batting average with 65 extra-base hits, including 18 home runs and 78 RBI.

- Collected a career-high 43 doubles, tops among National League first basemen, fifth overall in the Majors and second in the National League.
- His 43 doubles also set the Braves franchise record for most doubles by a Braves first baseman.
- His .288 batting average ranked tied for second among National League first basemen, while his .386 on-base percentage ranked tied for first.
- Drew a career-high 90 walks, eclipsing his previous record of 66 (2013) and tops among Major League first basemen; Ranked fifth in the Majors and third in the National League.
- Reached base safely multiple times in a game in 89 contests, the most in the Majors (Elias).
- Ranked tied for 11th in the National League with 48 multi-hit games.
- Had 16 games of three-plus hits which ranked tied for sixth-most in the Majors.
- Had a career-high homerless at-bat streak of 83 from his second at-bat of 6/27's game at PHI to his second inning at-bat on 7/23 vs. MIA.
- Named to his second career All-Star team as a player ballot selection...Entered the game in the sixth inning as a defensive replacement (committed one error) and collected his first career hit in a Mid-Summer Classic with a single to right field in the eighth inning.

## 2013

- Finished fifth in the National League Most Valuable Player of the Year voting, with career highs in batting average (.319) and RBI (109), while matching his then career best 23 home runs.
- His .319 (176-for-551) batting average ranked as the third-highest mark in the N.L. and was tied for sixth in the Majors.
- Posted a .443 (58-for-131) batting average with runners in scoring position, the second highest average in the Majors.
- Collected 45 two-out RBI which ranked tied for second in the N.L. and tied for fifth in the Majors.
- Was the only player in the N.L. to rank in the top 10 in both night and day batting averages (day: .327; night: .316).
- Ranked tied for second in the N.L. and tied fourth in the Majors with 109 RBI, topping his career best of 94 in 2012.
- Led the team and ranked tied for fourth in the N.L. with 15 game-winning RBI.
- Went 7-for-10 (.700) with three doubles and 17 RBI in bases loaded situations...His average tied for the third-best mark in the Majors in bases loaded situations.

- Drilled first career Opening Day home run with a two-run, two-out shot in 4/1's first inning vs. PHI.
- Voted by the fans to his first career All-Star game...In the MLB.com Final Vote contest, Freeman received 19.7 million votes, an all-time Final Vote record...Was unable to participate in the All-Star game due to a left thumb injury.

## 2013 POSTSEASON

- Made his second career appearance on a postseason roster, starting all four of the N.L. Division Series games vs. LAD...Went 5-for-16 (.313) with one extra-base hit in four contests.

## 2012

- In his second season, finished with 94 RBI...His total was the most by a Braves player since 2007 when Jeff Francoeur drove in 105.
- Finished the season with 42 two-out RBI, tied for third-most among N.L. batters and two behind teammate Dan Uggla.
- Earned National League Player of the Week honors twice: 4/16-22 and 4/30-5/6.
- Recorded his second career multi-homer game, 4/19 at ARI with a career-high five RBI.
- Hit his first career game-ending home run on 9/25, a two-run shot off Mike Dunn in the ninth inning to give the Braves a 4-3 win vs. MIA...The home run was Freeman's 22nd of the season, surpassing his previous career high of 21...The win clinched a playoff spot for Atlanta.

## 2012 POSTSEASON

- In his first career postseason game on 10/5 vs. STL, went 3-for-4 with a walk.

## 2011

- Finished second in Rookie of the Year voting to teammate closer Craig Kimbrel...He received 21 second-place votes and seven third-place votes.
- Named Baseball Digest's Rookie of the Year.
- Won the National League Rookie Triple Crown, leading all N.L. rookies in home runs (T1st, 21), batting average (.282) and RBI (76).
- Led all Major-League rookies in doubles (32) and on-base percentage (.346), finished second in at-bats (571) and runs scored (67)...Led all National League rookies with a .448 slugging percentage.
- Named the N.L. Rookie of the Month for July after leading all Major League rookies with 38 hits, a .362 batting average and a .433 on-base percentage in 27 games during July...Paced the N.L. with six homers and 17 runs scored and tied for the lead with 18 RBI.



- Became just the eighth rookie in franchise history to hit 20+ home runs and the first to do so since Chipper Jones clubbed 23 in 1995.
- Finished the season with 161 hits, the most among Atlanta-era rookies...Collected 53 extra-base hits, two shy of tying Ron Gant's 1988 rookie mark of 55.
- Posted a 20-game hitting streak (.402), 7/17-8/6... The streak was the longest by a National League rookie in 2011 and according to STATS, LLC, it was the second-longest in Braves franchise history for a rookie (Alvin Dark, 23 straight games in 1948)..
- Had his first career two-homer game on 7/4 vs. COL and hit four home runs over four games, 7/4-7, including three homers in a four-at-bat span (five plate appearances), 7/4-5...7/4-5 was also the first time in his career he homered in consecutive games.

## 2010

- Tabbed by *Baseball America* as the Braves' second-best prospect, the 20th-best prospect in all of minor league baseball and fifth-best in the International League.
- In his first season with Gwinnett, posted a .319 average with 18 home runs and 87 RBI earning International League Rookie of the Year honors.
- Was the second-youngest starter at AAA... International League managers rated him the league's best defensive first baseman.
- As the best offensive performer in the farm system, was named the Braves 2010 Hank Aaron Award winner.
- Made his Major League debut at first base on 9/1 (0-for-3) after having his contract purchased from GWN when rosters expanded that day.
- Played in 20 games with the big-league Club, going 4-for-24 (.167) with one double, one home run and one RBI.
- Belted his first Major-League homer 9/21 at PHI with a solo pinch-home run off Roy Halladay.
- Collected his first career hit 9/5 at FLA with a single in the ninth inning off Clay Hensley.

- Ranked in the top three among Braves minor leaguers in seven different offensive categories including first in home runs (18), RBI (87) and hits (147), second in OPS (.898) and batting average (.319) and third in doubles (35) and runs (73).
- Named an IL Post-Season All-Star.

## MINOR LEAGUE HIGHLIGHTS

- Entered the **2009** season ranked as the 59th-best prospect in all of baseball by MLB.com, while ESPN tabbed him as 67th-best...Following the 2009 campaign, was named the "Best Defensive First Baseman" in Double-A and Single-A by *Baseball America* and was also rated by Carolina and Southern League managers as the best defensive first baseman in both leagues... Entered **2008** season as *Baseball America's* 87th-ranked prospect and ninth-best first-base prospect...Won the Hank Aaron Award that season, presented annually to the top offensive performer in the Braves minor league system... Also a South Atlantic League Mid-Season and Post-Season All-Star that season and was named a High-A All-Star by *Baseball America*...Following the season, ranked as the Braves fifth-best prospect by *Baseball America* and the 38th-best minor leaguer in MLB.com's Top 50 list.

## PERSONAL

- Attended El Modena (Calif.) High School.
- He and his wife, Chelsea, have one child, Charlie.

## TRANSACTIONS

- Selected by the Atlanta Braves in the second round of the 2007 First-Year Player Draft...Signed by Tom Battista.
- On the Atlanta 15-day disabled list (strained right oblique) from April 7 to April 22, 2013; included injury rehabilitation assignment to Gwinnett (AAA).
- Agreed to terms with the Atlanta Braves on an eight-year contract through the 2021 season on February 4, 2014.
- On Atlanta disabled list (right wrist contusion) from June 23 through July 25, 2015; included an injury rehabilitation assignment to Gulf Coast League (R).
- On Atlanta disabled list (strained right oblique) from August 4 through August 19, 2015; included an injury rehabilitation assignment to Gwinnett (AAA).
- On Atlanta's disabled list (left wrist fracture) from May 18 to July 4, 2017; included an injury rehabilitation assignment to Gwinnett (AAA).

# COMPLETE RECORD

Year	Club	AVG	G	AB	R	H	2B	3B	HR	RBI	SH	SF	HP	BB	SO	SB-CS	OBP	SLG	E
2007	GCL Braves	.268	59	224	24	60	7	0	6	30	0	1	2	7	33	1-2	.295	.379	5
2008	Rome	.316	130	491	70	155	33	7	18	95	0	0	3	46	84	5-5	.378	.521	14
2009	Myrtle Beach	.302	70	255	43	77	19	0	6	34	0	2	14	26	41	1-4	.394	.447	6
	Mississippi	.248	41	149	15	37	8	0	2	24	0	5	4	11	19	0-0	.308	.342	2
2010	Gwinnett	.319	124	461	73	147	35	2	18	87	0	9	6	43	84	6-2	.378	.521	6
	Atlanta	.167	20	24	3	4	1	0	1	1	0	0	0	0	8	0-0	.167	.333	0
2011	Atlanta	.282	157	571	67	161	32	0	21	76	0	5	6	53	142	4-4	.346	.448	6
2012	Atlanta	.259	147	540	91	140	33	2	23	94	0	9	7	64	129	2-0	.340	.456	12
2013	Atlanta	.319	147	551	89	176	27	2	23	109	0	5	7	66	121	1-0	.396	.501	10
	Gwinnett	.500	3	10	3	5	2	0	0	2	0	0	1	1	3	0-0	.583	.700	0
2014	Atlanta	.288	162	607	93	175	43	4	18	78	0	3	8	90	145	3-4	.386	.461	5
2015	Atlanta	.276	118	416	62	115	27	0	18	66	0	2	7	56	98	3-1	.370	.471	4
	Gwinnett	.375	2	8	0	3	1	0	0	2	0	0	0	2	3	0-0	.500	.500	1
	GCL Braves	.182	3	11	2	2	0	0	1	3	0	0	0	0	4	0-0	.182	.455	1
2016	Atlanta	.302	158	589	102	178	43	6	34	91	0	5	10	89	171	6-1	.400	.569	5
2017	Atlanta	.307	117	440	84	135	35	2	28	71	0	2	7	65	95	8-5	.403	.586	5
	Gwinnett	.667	2	3	1	2	0	0	0	0	0	0	0	2	1	0-0	.800	.667	0
2018	Atlanta	.309	162	618	94	191	44	4	23	98	0	6	7	76	132	10-3	.388	.505	7
2019	Atlanta	.295	158	597	113	176	34	2	38	121	0	2	6	87	127	6-3	.389	.549	6
<b>Minor Totals</b>		<b>.303</b>	<b>434</b>	<b>1612</b>	<b>231</b>	<b>488</b>	<b>105</b>	<b>9</b>	<b>51</b>	<b>277</b>	<b>0</b>	<b>17</b>	<b>30</b>	<b>138</b>	<b>272</b>	<b>13-13</b>	<b>.365</b>	<b>.474</b>	<b>35</b>
<b>Major Totals</b>		<b>.293</b>	<b>1346</b>	<b>4953</b>	<b>798</b>	<b>1451</b>	<b>319</b>	<b>22</b>	<b>227</b>	<b>805</b>	<b>0</b>	<b>39</b>	<b>65</b>	<b>646</b>	<b>1168</b>	<b>43-21</b>	<b>.379</b>	<b>.504</b>	<b>60</b>

Bold indicates led league

## WILD CARD GAME RECORD

Year	Club, Opp.	AVG	G	AB	R	H	2B	3B	HR	RBI	SH	SF	HP	BB	SO	SB	CS	E
2012	Atl. vs. StL	.750	1	4	0	3	1	0	0	0	0	0	0	1	1	0	0	0

## DIVISION SERIES RECORD

Year	Club, Opp.	AVG	G	AB	R	H	2B	3B	HR	RBI	SH	SF	HP	BB	SO	SB	CS	E
2013	Atl. vs. LAD	.313	4	16	4	5	1	0	0	0	0	0	0	1	4	0	0	0
2018	Atl. vs. LAD	.250	4	16	1	4	0	0	1	1	0	0	0	1	3	0	0	0
2019	Atl. vs. StL	.200	5	20	1	4	1	0	1	1	0	0	1	1	6	0	0	1
<b>D.S. Totals</b>		<b>.250</b>	<b>13</b>	<b>52</b>	<b>6</b>	<b>13</b>	<b>2</b>	<b>0</b>	<b>2</b>	<b>2</b>	<b>0</b>	<b>0</b>	<b>1</b>	<b>3</b>	<b>13</b>	<b>0</b>	<b>0</b>	<b>1</b>

## ALL-STAR GAME RECORD

Year	Club, Site	AVG	G	AB	R	H	2B	3B	HR	RBI	SH	SF	HP	BB	SO	SB	CS	E
2013	N.L., NYMinjured - Did Not Play																	
2014	N.L., MIN	1.000	1	1	0	1	0	0	0	0	0	0	0	0	0	0	0	1
2018	N.L., Wsh.	.000	1	2	0	0	0	0	0	0	0	0	0	0	0	0	0	0
2019	N.L., Cle	0	1	1	0	0	0	0	0	0	0	0	0	1	1	0	0	0
<b>All-Star Totals</b>		<b>.250</b>	<b>3</b>	<b>4</b>	<b>0</b>	<b>1</b>	<b>0</b>	<b>0</b>	<b>0</b>	<b>0</b>	<b>0</b>	<b>0</b>	<b>0</b>	<b>1</b>	<b>1</b>	<b>0</b>	<b>0</b>	<b>1</b>

## WORLD BASEBALL CLASSIC RECORD

Year	Club	AVG	G	AB	R	H	2B	3B	HR	RBI	SH	SF	HP	BB	SO	SB	CS	E
2017	Canada	.182	3	11	0	2	0	0	0	1	0	0	0	0	3	0	0	0

## MAJOR LEAGUE FIELDING RECORD

Position	PCT	G	PO	A	E	TC	DP
First Base	.995	1322	10738	755	59	11552	1008
Third Base	.971	16	13	21	1	35	1



# MAX FRIED

# 54

## LEFT-HANDED PITCHER

Full Name: **Max Dorian Fried**

Bats: **Left**

Throws: **Left**

Height: **6-4**

Weight: **190**

DOB: **January 18, 1994**

Opening Day Age: **26**

Born: **Santa Monica, CA**

Resides: **Henderson, NV**

MLB Debut: **August 8, 2017**

MLB Service Time: **1.148**

Acquired: **Trade with San Diego, December 19, 2014**

Contract Status: **Signed through 2020**

## 2019

- Played his first full major league season and went 17-6 with a 4.02 ERA (74 ER/165.2 IP) in 33 games, including 30 starts.
  - ▲ **N.L. Ranks:** Wins (2nd, 17)
- His 17 wins were most in the National League by a left-hander, and second most in the majors among lefties...Boston's Eduardo Rodriguez won 19 games.
  - ▲ Fried's 17 wins were most by an Atlanta left-hander since 2002, when Hall-of-Famer Tom Glavine won 18 games.
- Opened the season with 16.2 innings without allowing an earned run, before Arizona scored twice in the fourth inning of his start on April 16... It was the longest streak without an earned run to open the season by a Braves pitcher since 2013 (Paul Maholm, 25.1 IP).
- Appeared in 20 games before the All-Star break and set full-season career highs in wins (9), games (20), starts (18), innings (98.2) and strikeouts (97).
  - ▲ Went 9-4 with a 4.29 ERA (47 ER/98.2 IP) before the break...His nine wins were the most by a Braves lefty before the All-Star break since 2013, when both Paul Maholm and Mike Minor had nine...No Braves left-hander has won more since Tom Glavine had 11 wins at the break in 2002.
- Missed nine games with a blister on his left index finger, 7/16-7/27.
- Won five consecutive starts from 6/15-8/13, becoming the first Atlanta pitcher to win five consecutive starts since Mike Minor won five in a row between the 2012 and 2013 seasons.
- Won a career-most seven straight decisions, 7/15 to 9/5.

## CAREER HIGHS

Most Innings Pitched  
**7.0, 2x, last: 9/5/19, ATL vs. WSH**

Most Runs Allowed  
**5, 7x, last: 9/15/19, ATL at WSH**

Most Earned Runs Allowed  
**5, 6x, last: 9/15/19, ATL at WSH**

Most Hits Allowed  
**11, 7/6/19, ATL vs. MIA**

Most Home Runs Allowed  
**4, 9/10/19, ATL at PHI**

Most Walks  
**5, 6/25/19, ATL at CHC**

Most Strikeouts  
**11, 2x, last: 8/30/19, ATL vs. CWS**

Longest winning streak  
**7 games, 7/15-9/5/19**

Longest losing streak  
**3 games, 9/25/17-4/27/18**

- ▲ Went 7-0 with a 3.02 ERA (17 ER/50.2 IP) during the run, with wins over Milwaukee, Philadelphia, Cincinnati, Minnesota, the Mets, the White Sox and Washington.
- ▲ The stretch spanned nine total starts, and Atlanta won all nine...Atlanta had not won more consecutive starts by a left-hander since 1993, when the Braves won 13 straight games started by Steve Avery.

- The Braves won 12 straight starts by Mike Foltynewicz from 6/11 to 9/20, nine consecutive starts by Fried from 7/15 to 8/5, and eight straight starts by Mike Soroka from 6/1 to 7/14.
  - ▲ Atlanta was the only team in the National League to have three different win streaks of at least eight games in a pitcher's starts this season, and one of just two teams in the majors to do so.
  - ▲ The Yankees won 11 straight started by James Paxton, nine straight by Chad Green and eight consecutive by Domingo German.
- Carried a perfect game through 5.2 innings in his first start of the season, 4/4 vs. CHI...Lost the bid on Mark Zagunis' sixth-inning single.
  - ▲ According to research by the Elias Sports Bureau, Fried's perfect game bid was the longest by a Braves pitcher since Julio Teheran went 6.0 innings without allowing a baserunner on 9/20/15
- Made his first start with Atlanta, 5/28 vs. NYM in the first game of a doubleheader...Was added to the roster as the 26th man, and allowed two runs, one earned, over 5.0 innings.
  - ▲ Became the first Braves pitcher since Kevin Millwood in 1999 to pick off two runners in the same inning...Millwood did it on 7/18 at TOR...Between Millwood's two pickoffs and Fried's game, only six other major league pitchers accomplished the feat, with MIN's Kyle Gibson doing it last on 9/7/16 vs. KC.
- Compiled a 2.49 ERA (6 ER/21.2 IP) and a 1-2 record in his five starts...Was 0-2 with a 3.75 ERA (5 ER/12.0 IP) all three of his home runs allowed in nine relief outings.
- Allowed one hit over 30 at-bats (.033) with runners in scoring position...In these situations with two outs, opposing hitters were 0-for-14 with eight strikeouts.

## 2019 POSTSEASON

- Appeared in four of Atlanta's five games in the NLDS vs. St. Louis, posting a 9.00 ERA (4 ER/4.0 IP) but a 2.42 FIP...All four runs scored in 1.2 innings of relief in Game 5.

## 2018

- Split his season between Atlanta, Triple-A Gwinnett and Double-A Mississippi, going 1-4 with a 2.94 ERA (11 ER/33.2 IP) and 44 strikeouts in 14 games, five starts, at the big league level... Was 3-6 with a 3.94 ERA (34 ER/77.2 IP) in 15 combined games, all starts, in the minors.
- Also missed 14 games on the 10-day disabled list with a left middle finger blister from 7/6-7/28 and 21 games with a left groin strain, 8/7-27.
- Began the season with Mississippi before joining Gwinnett on 4/12...Recalled to Atlanta for the first time on 4/24 and returned to Triple-A on 5/5... Had four more stints with Atlanta (5/17, 5/28, 6/30-8/27, 9/6-end of the season).
- Set career highs in innings pitched and strikeouts, 6/30 at STL, fanning 11 over 6.2 innings...Allowed just four hits and three walks to earn his lone win of the season.
  - ▲ Became the seventh pitcher in Atlanta franchise history to record double-digit strikeouts within his first 15 career games, and the first to do so since Aaron Blair fanned 10 on 10/1/16 vs. DET.
- Made his major league debut while also spending time with Double-A Mississippi and Triple-A Gwinnett.
- The Braves recalled him from Mississippi on 8/5 and he made his MLB debut on 8/8 vs. PHI...Tossed 2.0 scoreless innings out of the bullpen...Had made two career relief appearances in the minors prior to his outing.
- Appeared in three more games, all in relief, for the Braves and allowed four runs in 4.2 innings (7.71 ERA) with no decisions before the club optioned him to Triple-A Gwinnett on 8/23.
- Returned to the Braves for the remainder of the season on 9/1.
- Made his first career start on 9/3 at CHI and earned the 5-1 victory after going 5.0 innings and allowing one run and four hits...Of the four Braves to make their first career start in 2017, Fried was the only one to win.
- Joined with Luiz Gohara and Sean Newcomb to become the first trio of rookie left-handers to start for the Braves since 1945, when Bob Logan, Lefty Wallace and Bob Whitcher did it.
- Started four of his final five games with Atlanta... Compiled a 3.44 ERA (7 ER/18.1 IP) as a starter at the MLB level.

## 2018 POSTSEASON

- Appeared in all four games of the NLDS vs. LAD, tossing 2.1 combined innings and allowing one hit and one run, earned.

## 2017

- Made his major league debut while also spending time with Double-A Mississippi and Triple-A Gwinnett.
- The Braves recalled him from Mississippi on 8/5 and he made his MLB debut on 8/8 vs. PHI...Tossed 2.0 scoreless innings out of the bullpen...Had made two career relief appearances in the minors prior to his outing.
- Appeared in three more games, all in relief, for the Braves and allowed four runs in 4.2 innings (7.71 ERA) with no decisions before the club optioned him to Triple-A Gwinnett on 8/23.
- Returned to the Braves for the remainder of the season on 9/1.
- Made his first career start on 9/3 at CHI and earned the 5-1 victory after going 5.0 innings and allowing one run and four hits...Of the four Braves to make their first career start in 2017, Fried was the only one to win.
- Joined with Luiz Gohara and Sean Newcomb to become the first trio of rookie left-handers to start for the Braves since 1945, when Bob Logan, Lefty Wallace and Bob Whitcher did it.
- Started four of his final five games with Atlanta... Compiled a 3.44 ERA (7 ER/18.1 IP) as a starter at the MLB level.

- Spent the majority of the season pitching in Double-A Mississippi's rotation.
- Started the year with the M-Braves and went 2-11 with a 5.92 ERA (57 ER/86.2 IP) over 19 starts.
- Did not allow an earned run over his final three outings with Mississippi, 7/21-8/1.
- Went 1-1 with a 3.44 ERA (7 ER/18.1 IP) in four starts with the Braves...Compiled a 4.70 ERA (4 ER/7.2 IP) in five games of relief for Atlanta.
- Limited lefties to a .258 (8-for-31) average, while righties hit .297 (22-for-74) with all three of the home runs he allowed.
- Pitched for Peoria in the Arizona Fall League and went 3-1 with a 1.73 ERA (5 ER/26.0 IP), 32 strikeouts and eight walks in six games, all starts.

## 2016

- Spent the season with Single-A Rome after entering the season as the club's ninth-best prospect...Struck out 112 for a K/9 ratio of 9.79.
- Made his Atlanta organizational debut on 4/9 vs. Augusta...Tossed 5.0 innings and the start was his first action since 7/21/14 after he missed all of 2015 recovering from "Tommy John" surgery.
- Helped the R-Braves to the South Atlantic title after winning both his playoff starts while compiling a 1.23 ERA (2 ER/14.2 IP) with 24 strikeouts...Beat Charleston, 4-1, in the deciding game of the series on 9/10 with 7.2 innings and 11 strikeouts...Then tossed 7.0 innings with a career-best 13 strikeouts to close out Lakewood on 9/16.
- Made two trips to the disabled list due to a blister, first from 7/5-15 and again from 7/16-8/14.
- Went 9-5 with a 2.74 ERA (26 ER/85.1 IP) over his final 16 games, 15 starts.
- Fanned 44 batters in 25.1 innings over his final four starts of the season (including playoffs)... Finished the season as the sixth-best prospect in the SAL according to *Baseball America*.
- Added to the 40-man roster on 11/18.

## 2015

- Ranked as the club's third-best prospect according to *Baseball America*, but did not pitch while recovering from "Tommy John" surgery.

## 2014

- Began the year on High-A Lake Elsinore's (San Diego) disabled list with forearm soreness... He returned in July and made five starts before hitting the disabled list again (on 7/24) and having left elbow surgery on 8/20...Dr. Neal ElAttrache performed UCL reconstruction surgery in Los Angeles, Calif., on 8/20/14.

- Entered the season as the No. 3 prospect in the Padres system by *Baseball America*.

## 2013

- Named by *Baseball America* as the No. 2 prospect in the Padres organization entering the season.
- Spent the year with Single-A Fort Wayne, where he tied for the team lead with 23 starts, tied for second on the club with 118.1 innings and tied for third with six wins.
- Rated by *Baseball America* as the No. 8 prospect in Midwest League following the campaign.

## 2012

- Made his professional debut with the rookie-level Arizona League Padres.
- Rated as the top left-handed pitcher by *Baseball America* among all players in the 2012 draft class.

## AMATEUR

- Attended Harvard-Westlake High School in Studio City, Calif. for his senior year, where he was teammates with Lucas Giolito (White Sox)... Attended Montclair College Preparatory School in Van Nuys, Calif. for three years before the school cut all athletics.
- Committed to UCLA before signing with San Diego.

## TRANSACTIONS

- Selected by the San Diego Padres in the first round (seventh overall) of the 2012 First-Year Player Draft...Signed by Brent Mayne.
- Acquired by the Atlanta Braves along with INF Jace Peterson, OF Dustin Peterson and OF Mallex Smith from the San Diego Padres in exchange for OF Justin Upton and RHP Aaron Northcraft on December 19, 2014.
- On Atlanta's disabled list (blister on his left third finger) from July 6 to July 29, 2018; included rehabilitation assignment to Mississippi (AA) and Gwinnett (AAA).
- On Atlanta's disabled list (left groin strain) from August 7 to August 27, 2018; included rehabilitation assignment to Gwinnett (AAA).
- On Atlanta's injured list (left index finger blister) from July 16 to July 27.



## COMPLETE RECORD

Year	Club	W-L	ERA	G	GS	CG	SHO	SV	IP	H	R	ER	HR	HB	BB	SO	WP	BK
2012	AZL Padres	0-1	3.57	10	9	0	0	0	17.2	14	9	7	1	1	6	17	5	0
2013	Fort Wayne	6-7	3.49	23	23	0	0	0	118.2	107	54	46	7	8	56	100	10	3
2014	AZL Padres	0-0	5.40	3	3	0	0	0	5.0	8	3	3	0	0	3	8	0	0
	Fort Wayne	0-1	4.76	2	2	0	0	0	5.2	7	3	3	1	0	2	2	0	0
2015									Injured - Did Not Pitch									
2016	Rome	8-7	3.93	21	20	0	0	0	103.0	87	52	45	10	4	47	112	11	3
2017	Mississippi	2-11	5.92	19	19	0	0	0	86.2	88	61	57	8	7	43	85	6	2
	Atlanta	1-1	3.81	9	4	0	0	0	26.0	30	15	11	3	4	12	22	0	0
	Gwinnett	0-0	0.00	2	2	0	0	0	6.0	1	0	0	0	0	2	6	1	0
2018	Mississippi	1-0	0.00	2	2	0	0	0	11.1	4	0	0	0	0	4	16	1	0
	Gwinnett	2-6	4.61	13	13	0	0	0	66.1	66	36	34	4	5	30	71	3	2
	Atlanta	1-4	2.94	14	5	0	0	0	33.2	26	12	11	3	2	20	44	2	0
2019	Atlanta	17-6	4.02	33	30	1	0	0	165.2	174	80	74	21	5	47	173	11	1
<b>Minor Totals</b>		<b>19-33</b>	<b>4.18</b>	<b>95</b>	<b>93</b>	<b>0</b>	<b>0</b>	<b>0</b>	<b>420.1</b>	<b>382</b>	<b>218</b>	<b>195</b>	<b>31</b>	<b>25</b>	<b>193</b>	<b>417</b>	<b>37</b>	<b>10</b>
<b>Major Totals</b>		<b>19-11</b>	<b>3.83</b>	<b>56</b>	<b>39</b>	<b>1</b>	<b>0</b>	<b>0</b>	<b>225.1</b>	<b>230</b>	<b>107</b>	<b>96</b>	<b>27</b>	<b>11</b>	<b>79</b>	<b>239</b>	<b>13</b>	<b>1</b>

## DIVISION SERIES RECORD

Year	Club, Opp	W-L	ERA	G	GS	CG	SHO	SV	IP	H	R	ER	HR	HP	BB	SO	WP	BK
2018	Atl. vs. LAD	0-0	3.86	4	0	0	0	0	2.1	1	1	1	1	0	1	1	0	0
2019	Atl. vs. Stl.	0-0	9.00	4	0	0	0	0	4.0	5	4	4	0	0	3	6	1	0
<b>D.S. Totals</b>		<b>0-0</b>	<b>7.11</b>	<b>8</b>	<b>0</b>	<b>0</b>	<b>0</b>	<b>0</b>	<b>6.1</b>	<b>6</b>	<b>5</b>	<b>5</b>	<b>1</b>	<b>0</b>	<b>4</b>	<b>7</b>	<b>1</b>	<b>0</b>

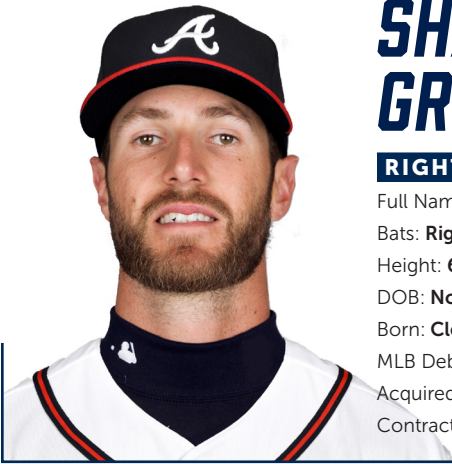
## MAJOR LEAGUE FIELDING RECORD

Position	PCT	G	PO	A	E	TC	DP
Pitcher	.933	56	7	49	4	60	1

## MAJOR LEAGUE BATTING RECORD

Year	Club	AVG	G	AB	R	H	2B	3B	HR	RBI	SH	SF	HP	BB	SO	SB	CS	E
2019	Atlanta	.196	38	56	11	11	4	0	0	4	4	0	0	5	16	0	0	3
<b>Major Totals</b>		<b>.169</b>	<b>62</b>	<b>71</b>	<b>13</b>	<b>12</b>	<b>4</b>	<b>0</b>	<b>0</b>	<b>4</b>	<b>5</b>	<b>0</b>	<b>0</b>	<b>6</b>	<b>22</b>	<b>0</b>	<b>0</b>	<b>4</b>





# SHANE GREENE

# 19

## RIGHT-HANDED PITCHER

Full Name: **Shane Greene**

Bats: **Right**

Throws: **Right**

Height: **6-4**

Weight: **200**

DOB: **November 17, 1988**

Opening Day Age: **31**

Born: **Clermont, FL**

Resides: **Clermont, FL**

MLB Debut: **April 24, 2014**

MLB Service Time: **5.075**

Acquired: **Trade with Detroit, July 31, 2019**

Contract Status: **Signed through 2020**

## 2019

- Combined to go 0-3 with a 2.30 ERA (16 ER/62.1P) and 23 saves in 65 games between Detroit and Atlanta.
- Atlanta acquired him on 7/31 in exchange for LH Joey Wentz and OF Travis Demeritte.
  - At the time of the trade, Greene ranked fourth in the AL with 22 saves, while his 1.18 ERA was the second lowest in baseball among qualifying relievers (SD's Kirby Yates).
- Pitched to a 14.54 ERA (7 ER/4.1 IP) over his first six games with Atlanta...Pitched to a 1.77 ERA (4 ER/20.1 IP) in his final 21 appearances and converted his only save chance and all nine holds.
- Was one of three relievers Atlanta acquired in the final two days before the trade deadline, joining Chris Martin from Texas and Mark Melancon from San Francisco.
  - Greene, Martin and Melancon were each added to Atlanta's bullpen, and joined the Braves after combining to go 4-6 with a 2.65 ERA (36 ER/122.1 IP) over 119 games on the season with their original clubs, with 27 saves, 130 strikeouts and just 32 walks.
  - The trio combined to pitch in 20 games for Atlanta from 8/1 to 8/14 and went 1-2 with an 11.15 ERA (19 ER/15.1 IP), three blown saves and 31 hits allowed.
  - In their final 50 combined games for Atlanta, from 8/15 through the end of the season, the three combined to go 1-0 with a 1.69 ERA (9 ER/48.0 IP), convert all 11 save chances and collect 14 holds.

## CAREER HIGHS

Most Innings Pitched

**8.0, 4x, last: 5/10/15, DET vs. KC**

Most Runs

**8, 4/24/15, DET vs. CLE**

Most Earned Runs

**8, 4/24/15, DET vs. CLE**

Most Hits Allowed

**11, 7/26/15, DET at BOS**

Most Home Runs Allowed

**5, 5/30/15, DET at LAA**

Most Walks

**4, 3x, last: 4/19/16, DET at KC**

Most Strikeouts

**10, 8/16/14, NYY at TB**

Longest winning streak

**3 games, 2x, last: 9/12/16-5/24/17**

Longest losing streak

**6 games, 5/25-7/26/15**

- Represented the Tigers in the 2019 MLB All-Star Game.
  - Tossed 1.0 shutout inning in relief and earned a hold, helping the American League squad to a 4-3 victory...Marked his first selection on to the Midsummer Classic.

- Suffered his first blown save of the season on 5/23 vs. MIA...The outing snapped a streak of 19 consecutive successful saves dating to 9/14/18,
  - ▲ Greene's streak was the longest by a Tigers pitcher since Francisco Rodriguez saved 19 in a row from 4/6-6/12/16.
- Named the American League Reliever of the Month for March/April...Posted a 1.29 ERA (2 ER/14.0 IP) with 17 strikeouts and three walks over that span, with a league-best 12 saves.
  - ▲ His 12 saves for March/April set a franchise record, and was tied for the fourth-most in Major League history.
- Recorded his eighth save of the season on 4/10 vs. CLE.
  - ▲ Since saves became an official stat in 1969, Greene is the first Major League player to record eight saves in a team's first 12 games.
- Notched the first save of his career, 4/5/16 at MIA...Pitched a perfect 11th inning.
- Made his first Opening Day roster in 2015 and split the season between the Tigers and Triple-A Toledo.
  - ▲ Became the first Tigers pitcher to start a season with three starts of 7.0-or-more innings while allowing one-or-fewer earned runs since Jack Morris in 1984... Through his first three starts, had a 3-0 record with a 0.39 ERA (23.0IP/1ER), 12 hits allowed and 11 strikeouts.
  - ▲ Sidelined from 8/9-10/5 with a right-hand vascular condition.
  - ▲ Underwent season-ending surgery for a pseudoaneurysm on 8/27...The surgery was done by Dr. Greg Pearl in Dallas, TX.
- Made his major league debut, 4/24/14 at BOS while with the Yankees.
  - ▲ Allowed three runs (zero earned) over 0.1 inning in relief.

## 2019 POSTSEASON

- Made his postseason debut and pitched to a 3.38 ERA (1 ER/2.2 IP) in two appearances vs. St. Louis...Fanned three.

## CAREER HIGHLIGHTS

- Is 22-28 with a 4.50 ERA (208 ER/416.1 IP) in six major league seasons between the Yankees, Tigers and Braves.
  - ▲ Acquired by the Tigers from the Yankees as part of a three-team trade on December 5, 2014.
  - ▲ Acquired by the Braves from the Tigers on July 31, 2019
- Saved 32 games for Detroit in 2018...Became the eighth Tigers pitcher (14th instance overall) to record 30-or-more saves in a season, and the first since Francisco Rodriguez had 44 saves in 2016.
  - ▲ Ranked tied for fourth in the American League with 32 saves, while he was ninth with an 84.2 save percentage.
  - ▲ Earned the save on 6/16 at Chicago (AL), tossing a perfect ninth inning...Was his fourth save in as many days, becoming the first Tigers closer to accomplish that feat since Todd Jones did so from 6/30-7/3/00...The last major league closer to do so was Milwaukee's Jeremy Jeffress from July 28-31, 2016.
- Fanned the 200th batter of his major league career, 4/30/17 vs. CWS...Struck out Tyler Saladino in the seventh inning.

- Allowed three runs (zero earned) over 0.1 inning in relief.
- Made his first career start, 7/7/14 at CLE and earned the win after allowing four hits and two runs in 6.0 innings.
  - ▲ According to the Elias Sports Bureau, became the first pitcher in Yankees franchise history to earn a win in his first start, while tossing at least 6.0 innings and allowing four-or-fewer hits without walking a batter.
  - ▲ Earned his second straight victory on 7/12 at BAL and became the first Yankees pitcher to toss at least 6.0 innings while allowing four-or-fewer hits in each of their first two starts (Elias).

## MINOR LEAGUE HIGHLIGHTS

- Was a Florida State League Mid-Season All-Star in 2013, and an MiLB.com Organizational All-Star following the season.

## PERSONAL

- Attended East Ridge High School in Clermont, FL.
- Went to the University of West Florida before transferring to Daytona State College.
- Resides in Clermont, FL during the offseason.

## • TRANSACTIONS

- Selected by the New York Yankees in the ninth round of the 2009 First-Year Player Draft.
- Acquired by the Detroit Tigers from the New York Yankees as part of a three-team trade, December 5, 2014...The Arizona Diamondbacks received Robbie Ray and Domingo Santana from Detroit; The New York Yankees received Didi Gregorius from Arizona.
- On Detroit's injured list (right hand vascular condition), from August 9 to October 5, 2015.
- On Detroit's injured list (right middle finger blister), from April 25 to June 4, 2016.
- On Detroit's injured list (right shoulder strain), from July 2 to July 13, 2018.
- Acquired by the Atlanta Braves from the Detroit Tigers in exchange for LHP Joey Wentz and OF Travis Demeritte on July 31, 2019.

## COMPLETE RECORD

Year	Club	W-L	ERA	G	GS	CG	SHO	SV	IP	H	R	ER	HR	HB	BB	SO	WP	BK
2009	GCL Yankees	1-2	5.87	13	0	0	0	0	23.0	30	19	15	2	5	6	20	4	0
2010	Staten Island	2-6	4.59	10	10	0	0	0	49.0	57	28	25	1	7	21	44	3	0
	Charleston	0-2	4.58	4	4	0	0	0	19.2	14	10	10	1	5	8	22	1	0
2011	Charleston	5-14	4.37	27	27	0	0	0	138.0	141	88	67	9	10	68	128	14	0
2012	Tampa	4-7	5.22	24	23	0	0	0	112.0	113	80	65	5	10	63	101	9	1
2013	Tampa	4-6	3.60	13	13	0	0	0	75.0	83	36	30	4	3	10	69	2	0
	Trenton	8-4	3.18	14	13	1	1	0	79.1	92	35	28	6	7	20	68	1	2
2014	Scranton/WB	5-2	4.61	15	13	0	0	0	66.1	79	39	34	3	0	26	57	3	1
	New York (AL)	5-4	3.78	15	14	0	0	0	78.2	81	38	33	8	6	29	81	1	0
2015	Detroit	4-8	6.88	18	16	0	0	0	83.2	103	67	64	13	6	27	50	1	0
	Toledo	1-1	3.86	7	7	0	0	0	35.0	37	15	15	2	3	11	21	1	0
2016	Detroit	5-4	5.82	50	3	0	0	2	60.1	58	39	39	3	4	22	59	0	0
	West Michigan	0-0	0.00	1	1	0	0	0	3.0	2	0	0	0	0	1	5	0	0
	Toledo	0-0	1.13	2	2	0	0	0	8.0	9	1	1	1	0	0	12	0	0
2017	Detroit	4-3	2.66	71	0	0	0	9	67.2	50	21	20	6	4	34	73	1	0
2018	Detroit	4-6	5.12	66	0	0	0	32	63.1	68	39	36	12	3	19	65	3	0
2019	Detroit	0-2	1.18	38	0	0	0	22	38.0	21	11	5	5	1	12	43	0	0
	Atlanta	0-1	4.01	27	0	0	0	1	24.2	25	11	11	3	2	5	21	0	0
<b>Minor Totals</b>		<b>30-44</b>	<b>4.50</b>	<b>285</b>	<b>33</b>	<b>0</b>	<b>0</b>	<b>66</b>	<b>416.1</b>	<b>406</b>	<b>226</b>	<b>208</b>	<b>50</b>	<b>26</b>	<b>148</b>	<b>392</b>	<b>6</b>	<b>0</b>
<b>A.L. Totals</b>		<b>22-27</b>	<b>4.53</b>	<b>258</b>	<b>33</b>	<b>0</b>	<b>0</b>	<b>65</b>	<b>391.2</b>	<b>381</b>	<b>215</b>	<b>197</b>	<b>47</b>	<b>24</b>	<b>143</b>	<b>371</b>	<b>6</b>	<b>0</b>
<b>Atlanta Totals</b>		<b>0-1</b>	<b>4.01</b>	<b>27</b>	<b>0</b>	<b>0</b>	<b>0</b>	<b>1</b>	<b>24.2</b>	<b>25</b>	<b>11</b>	<b>11</b>	<b>3</b>	<b>2</b>	<b>5</b>	<b>21</b>	<b>0</b>	<b>0</b>
<b>Major Totals</b>		<b>22-28</b>	<b>4.29</b>	<b>130</b>	<b>113</b>	<b>1</b>	<b>1</b>	<b>0</b>	<b>608.1</b>	<b>657</b>	<b>351</b>	<b>290</b>	<b>34</b>	<b>50</b>	<b>234</b>	<b>547</b>	<b>38</b>	<b>4</b>

## DIVISION SERIES RECORD

Year	Club, Opp	W-L	ERA	G	GS	CG	SHO	SV	IP	H	R	ER	HR	HP	BB	SO	WP	BK
2019	Atl. vs. Stl.	0-0	3.38	2	0	0	0	0	2.2	4	1	1	0	0	1	3	0	0

## ALL-STAR GAME RECORD

Year	Club, Site	W-L	ERA	G	GS	CG	SHO	SV	IP	H	R	ER	HR	HP	BB	SO	WP	BK
2019	A.L., Cle	0-0	0.00	1	0	0	0	0	1.0	0	0	0	0	0	0	0	0	0

## MAJOR LEAGUE FIELDING RECORD

Position	PCT	G	PO	A	E	TC	DP
Pitcher	.814	285	15	33	11	59	4



# COLE HAMELS

# 32

## LEFT-HANDED PITCHER

Full Name: **Colbert Michael Hamels**

Bats: **Left**

Throws: **Left**

Height: **6-4**

Weight: **205**

DOB: **December 27, 1983**

Opening Day Age: **36**

Born: **San Diego, CA**

Resides: **Southlake, TX**

MLB Debut: **May 12, 2006**

MLB Service Time: **13.143**

Acquired: **Signed as a free agent, December 4, 2019**

Contract Status: **Signed through 2020**

## 2019

- Went 7-7 with a 3.81 ERA (60 ER/141.2 IP) in 27 starts during his first full season with the Cubs, including 12 quality starts.
  - Missed time with a left oblique strain from 6/29 to 8/3...In 17 starts before the injury, was 6-3 with a 2.98 ERA (33 ER/99.2 IP) and allowed opponents to bat just .234 against him...In 10 starts after, went 1-4 with a 5.79 ERA (27 ER/42.0 IP) and opponents batted .315.
- Was 3-1 with a 2.78 ERA (24 ER/77.2 IP) in 13 starts at Wrigley Field, compared to a 4-6 record with a 5.06 ERA (36 ER/64.0 IP) in 14 road starts.
- Did not walk a batter in a career high-tying three straight starts, 4/6-17...Went 3-0 with a 1.29 ERA (3 ER/21.0 IP) during that stretch, earning a win in three straight starts for the first time since 8/5-21/17 (four-straight starts).
- Twice pitched a season-high 8.0 innings, 4/12 vs. LAA and 6/7 vs. STL.
- Had a streak of 343 consecutive outings with at least one strikeout snapped, 5/27 at HOU...The streak dated to 5/31/08 and marked the fifth-longest streak since 1908.
- Did not allow an earned run in a career high-tying three straight starts, 6/2-12...Overall, held the opposition without an earned run in 28.0 straight innings from 5/27 to 6/18.
- Pitched at least 7.0 innings in five consecutive starts, 6/2-23...The run marked his first time doing so since 8/28 to 9/19/15.
- Recorded his 2,500th career strikeout, 6/18 vs. CWS...Became the 38th pitcher, and 10th left-hander, to accomplish the feat.

## CAREER HIGHS

Most Innings Pitched

**9.0, 16x, last: 8/23/18, CHC vs. CIN**

Most Runs

**9, 3x, last: 7/10/15, PHI at SF**

Most Earned Runs

**8, 7/10/15, PHI at SF**

Most Hits Allowed

**14, 8/13/16, TEX vs. DET**

Most Home Runs Allowed

**4, 2x, last: 4/6/15, PHI vs. BOS**

Most Walks

**6, 4x, last: 4/24/19, CHC vs. LAD**

Most Strikeouts

**15, 4/21/07, PHI at CIN**

Longest winning streak

**12 games, 8/23/15-5/22/16**

Longest losing streak

**6 games, 5/4-5/31/13**

## CAREER HIGHLIGHTS

- A four-time All-Star and 2008 World Series Champion, has pitched 14 major league seasons with the Phillies (2006-15), Rangers (2015-18) and Cubs (2018-19).
  - Is 163-121 in 422 career games, including 421 starts, and has pitched to a 3.42 ERA (1024 ER/2694.2 IP) with 2,558 strikeouts.

- He leads all active left-handed pitchers in starts (421) and strikeouts (2,558), ranks third in wins (163), and fifth in ERA (3.42).
- Has made at least 20 starts in each of his 14 major league seasons, including 27 starts in 2019.
  - Is one of just two pitchers in the majors with at least 20 starts in every season since 2006, joining Justin Verlander.
- Went to the injured list for the first time in his career in 2006 and has made six trips in 14 major league seasons.
  - Last went to the IL in 2019, with a left abdomen strain...Missed from 6/29 to 8/3.
- Was acquired by the Texas Rangers along with LHP Jake Diekman and cash considerations on 7/31/15, in exchange for LHP Matt Harrison, C Jorge Alfaro, RHP Alec Asher, RHP Jerad Eickhoff, RHP Jake Thompson and OF Nick Williams.
- Has gone 7-6 with a 3.41 ERA (38 ER/100.1 IP) in 17 career postseason outings, including 16 starts...Pitched one complete game during the 2010 NLDS vs. Cincinnati.
  - Was named the NLCS and World Series MVP in 2008 as he went 4-0 with a 1.80 ERA (7 ER/35. IP) in five postseason starts that season...Earned the 2008 N.L. Babe Ruth Award for the best postseason performance.
  - His 16 playoff starts are tied with Zack Greinke for fifth most among active pitchers...Only Justin Verlander (30), Clayton Kershaw (25), Jon Lester (22) and Max Scherzer (18) have made more.
- Was named a N.L. All-Star in 2007, 2011 and 2012, and earned A.L. All-Star honors in 2016... Has not allowed a run in 3.0 innings pitched in the All-Star Game (pitched 1.0 inning in each game except for 2011).
- Finished in the Top 10 in N.L. Cy Young voting four times, in 2007 (6th), 2011 (5th), 2012 (8th) and 2014 (6th).
- Has made four Opening Day starts, including 2018...Also started Opening Day in 2013, 2015 and 2016.
- Tossed a no-hitter 7/25/15 against the Cubs at Wrigley Field while with Philadelphia...Was his last start with the Phillies, by whom he was drafted and with whom he had played since his debut in 2006...Was traded to Texas before his next start.
  - Struck out 13 batters and walked two in the Phillies' 5-0 win...Was also part of a combined no-hitter, 9/1/14 at Turner Field against Atlanta...Pitched 6.0 innings, departing after 108 pitches.
  - Joins Chick Fraser as the only pitchers to toss a no-hitter against the Cubs and then later play for Chicago...Fraser no-hit the Cubs in September of 1903 and went on to play with the team from 1907-09.
- Was named N.L. Pitcher of the Month for August 2018, after going 4-0 with a 0.69 ERA (3 ER/39.0 IP) in six starts during the month.
  - Also has two N.L. Player of the Week awards, first from 8/13-19/12 and again from 7/20-26/15.
- Went 15-5 with a 3.32 ERA (74 ER/200.2 IP) in 32 starts in 2016.
  - Ranked among A.L. leaders in win percentage (6th, .750), strikeouts (7th, 200), quality starts (t-6th, 22), ERA (8th, 3.32), and SO/9 (8th, 8.97), ground ball percentage (9th, 49.6), wins (t-9th, 15), road ERA (2nd, 2.40) and night ERA (5th, 2.97).
- In his first full major league season in 2007, ranked among N.L. leaders in strikeouts (t-7th, 177), ERA (8th, 3.39) and wins (t-8th, 15).
  - Became the first Phillies pitcher to record 15+ wins in fewer than 30 starts since Curt Schilling (15 wins, 24 GS) in 1999.
  - Posted 160 strikeouts in his first 25 MLB starts, the most by a LHP since Fernando Valenzuela in 1981.
- Made his major league debut, 5/12/06 at CIN, and pitched 5.0 scoreless innings but was left with a no-decision...Allowed just one hit and walked five while striking out seven.
  - Earned his first career win, 6/6/06 at ARI, allowing three hits and one run over 5.2 innings in Philadelphia's 10-1 win.
- Selected as the winner of the Rangers 2017 Jim Sundberg Community Achievement Award... Along with his wife, Heidi, he launched The Hamels Foundation in 2008, dedicated to enriching the lives of children through the power of education by giving them the tools they need to achieve their goals.
- Was the Phillies Community Service Award winner in 2009 and the club's nominee for the Roberto Clemente Award.

## MINOR LEAGUE HIGHLIGHTS

- Was rated by *Baseball America* as the No. 17 prospect in baseball prior to 2004.
- In 2003, combined to go 6-3 with a 1.34 ERA with 147 strikeouts in 18 starts...Was named the best pitcher in the Phillies minor league system.

# AMATEUR

- Graduated from Rancho Bernardo High School in San Diego, California, the same high school as Braves catcher Alex Jackson.

# TRANSACTIONS

- Selected by the Philadelphia Phillies in the first round (17th overall) of the 2002 First-Year Player Draft...Signed by Darrell Connor.
- On Philadelphia's injured list (left shoulder strain) from May 19 to June 6, 2006; included an injury rehabilitation assignment to Lakewood (A).
- On Philadelphia's injured list (left elbow strain) from August 17 to September 18, 2007.
- On Philadelphia's injured list (left shoulder inflammation) from August 13 to August 29, 2011.
- On Philadelphia's injured list (left biceps tendinitis) from March 21 to April 23, 2014; included an injury rehabilitation assignment to Clearwater (A+).
- Acquired by the Texas Rangers along with LHP Jake Diekman and cash considerations for the Philadelphia Phillies in exchange for LHP Matt Harrison, C Jorge Alfaro, RHP Alec Asher, RHP Jerad Eickhoff, RHP Jake Thompson and OF Nick Williams on July 31, 2015.
- On Texas's injured list (right oblique muscle strain) from April 30 to June 26, 2017; included an injury rehabilitation assignment to Frisco (AA).
- Acquired by the Chicago Cubs along with cash considerations from the Texas Rangers in exchange for RHP Eddie Butler, RHP Rollie Lacy and a player to be named later (OF Alexander Oualles) on July 27, 2018.
- On Chicago's injured list (left abdomen strain) from June 29 to August 3, 2019; included an injury rehabilitation assignment to Iowa (AAA).
- Signed by the Atlanta Braves to a one-year major league contract on December 4, 2019.

# COMPLETE RECORD

Year	Club	W-L	ERA	G	GS	CG	SHO	SV	IP	H	R	ER	HR	HB	BB	SO	WP	BK
2003	Lakewood	6-1	0.84	13	13	1	1	0	74.2	32	8	7	0	3	25	115	3	0
	Clearwater	0-2	2.73	5	5	0	0	0	26.1	29	9	8	0	1	14	32	2	0
2004	Clearwater	1-0	1.13	4	4	0	0	0	16.0	10	2	2	0	1	4	24	1	0
	Reading	2-0	2.25	3	3	0	0	0	16.0	7	5	4	0	0	7	18	4	0
2006	Clearwater	2-0	2.37	3	3	0	0	0	19.0	10	6	5	2	1	12	19	2	0
	Scranton/WB	1-1	1.77	4	4	0	0	0	20.1	16	8	4	0	0	9	29	2	1
	Philadelphia	2-0	0.39	3	3	1	1	0	23.0	10	1	1	0	0	1	36	0	0
2007	Philadelphia	9-8	4.08	23	23	0	0	0	132.1	117	66	60	19	3	48	145	5	0
	Lakewood	0-0	1.59	1	1	0	0	0	5.2	3	1	1	1	0	2	3	0	0
2007	Philadelphia	15-5	3.39	28	28	2	0	0	183.1	163	72	69	25	3	43	177	5	0
2008	Philadelphia	14-10	3.09	33	33	2	2	0	227.1	193	89	78	28	1	53	196	0	0
2009	Philadelphia	10-11	4.32	32	32	2	2	0	193.2	206	95	93	24	5	43	168	1	0
2010	Philadelphia	12-11	3.06	33	33	1	0	0	208.2	185	74	71	26	8	61	211	3	0
2011	Philadelphia	14-9	2.79	32	31	3	0	0	216.0	169	68	67	19	5	44	194	3	3
2012	Philadelphia	17-6	3.05	31	31	2	2	0	215.1	190	80	73	24	3	52	216	3	2
2013	Philadelphia	8-14	3.60	33	33	1	0	0	220.0	205	94	88	21	9	50	202	4	0
2014	Clearwater	0-1	2.12	3	3	0	0	0	17.0	12	4	4	3	1	1	12	1	0
	Philadelphia	9-9	2.46	30	30	0	0	0	204.2	176	60	56	14	8	59	198	6	1
2015	Philadelphia	6-7	3.64	20	20	1	1	0	128.2	113	53	52	12	6	39	137	7	2
	Texas	7-1	3.66	12	12	1	0	0	83.2	77	35	34	10	4	23	78	2	2
2016	Texas	15-5	3.32	32	32	0	0	0	200.2	185	83	74	24	8	77	200	4	1
2017	Texas	11-6	4.20	24	24	1	0	0	148.0	125	74	69	18	11	53	105	6	0
	Frisco	1-0	1.04	2	2	0	0	0	8.2	3	1	1	1	0	2	8	0	0
2018	Texas	5-9	4.72	20	20	0	0	0	114.1	115	70	60	23	12	42	114	6	2
	Chicago (NL)	4-3	2.36	12	12	1	0	0	76.1	61	23	20	6	7	23	74	1	1
2019	Chicago (NL)	7-7	3.81	27	27	0	0	0	141.2	141	64	60	17	7	56	143	1	0
	Iowa	0-0	5.06	2	2	0	0	0	5.1	4	3	3	2	0	6	6	0	0
<b>Minor Totals</b>		<b>15-5</b>	<b>1.55</b>	<b>43</b>	<b>43</b>	<b>2</b>	<b>2</b>	<b>0</b>	<b>232.0</b>	<b>136</b>	<b>48</b>	<b>40</b>	<b>9</b>	<b>7</b>	<b>83</b>	<b>302</b>	<b>15</b>	<b>1</b>
<b>A.L. Totals</b>		<b>38-21</b>	<b>3.90</b>	<b>88</b>	<b>88</b>	<b>2</b>	<b>0</b>	<b>0</b>	<b>546.2</b>	<b>502</b>	<b>262</b>	<b>237</b>	<b>75</b>	<b>35</b>	<b>195</b>	<b>497</b>	<b>5</b>	<b>18</b>
<b>N.L. Totals</b>		<b>125-100</b>	<b>3.30</b>	<b>334</b>	<b>333</b>	<b>15</b>	<b>7</b>	<b>0</b>	<b>2148.0</b>	<b>1919</b>	<b>838</b>	<b>787</b>	<b>235</b>	<b>65</b>	<b>571</b>	<b>2061</b>	<b>9</b>	<b>39</b>
<b>Major Totals</b>		<b>163-121</b>	<b>3.42</b>	<b>422</b>	<b>421</b>	<b>17</b>	<b>7</b>	<b>0</b>	<b>2694.2</b>	<b>2421</b>	<b>1100</b>	<b>1024</b>	<b>310</b>	<b>100</b>	<b>766</b>	<b>2558</b>	<b>57</b>	<b>14</b>

## WILD CARD RECORD

Year	Club, Opp	W-L	ERA	G	GS	CG	SHO	SV	IP	H	R	ER	HR	HP	BB	SO	WP	BK
2018	Chi. vs. Col.	0-0	0.00	1	0	0	0	0	2.0	2	0	0	0	0	1	1	0	0

## DIVISION SERIES RECORD

Year	Club, Opp	W-L	ERA	G	GS	CG	SHO	SV	IP	H	R	ER	HR	HP	BB	SO	WP	BK
2007	Phi. vs. Col.	0-1	4.05	1	1	0	0	0	6.2	3	3	3	0	0	4	7	0	0
2008	Phi. vs. Mil.	1-0	0.00	1	1	0	0	0	8.0	2	0	0	0	0	1	9	0	0
2009	Phi. vs. Col.	0-1	7.20	1	1	0	0	0	5.0	7	4	4	1	0	0	5	0	0
2010	Phi. vs. Cin.	1-0	0.00	1	1	1	1	0	9.0	5	0	0	0	0	0	9	0	0
2011	Phi. vs. Stl.	1-0	0.00	1	1	0	0	0	6.0	5	0	0	0	1	3	8	0	0
2015	Tex. vs. Tor.	0-1	2.70	2	2	0	0	0	13.1	10	9	4	2	0	2	14	0	0
2016	Tex. vs. Tor.	0-1	16.20	1	1	0	0	0	3.1	6	7	6	1	0	3	1	1	0
<b>D.S. Totals</b>		<b>3-4</b>	<b>2.98</b>	<b>8</b>	<b>8</b>	<b>1</b>	<b>1</b>	<b>0</b>	<b>51.1</b>	<b>38</b>	<b>23</b>	<b>17</b>	<b>4</b>	<b>1</b>	<b>13</b>	<b>53</b>	<b>1</b>	<b>0</b>

## CHAMPIONSHIP SERIES RECORD

Year	Club, Opp	W-L	ERA	G	GS	CG	SHO	SV	IP	H	R	ER	HR	HP	BB	SO	WP	BK
2008	Phi. vs. LAD	2-0	1.93	2	2	0	0	0	14.0	11	3	3	1	0	5	13	0	0
2009	Phi. vs. Col.	1-0	6.52	2	2	0	0	0	9.2	13	7	7	5	0	2	7	0	0
2010	Phi. vs. SF	0-1	3.00	1	1	0	0	0	6.0	4	3	2	0	0	1	8	0	0
<b>C.S. Totals</b>		<b>3-1</b>	<b>3.64</b>	<b>5</b>	<b>5</b>	<b>0</b>	<b>0</b>	<b>0</b>	<b>29.2</b>	<b>28</b>	<b>13</b>	<b>12</b>	<b>6</b>	<b>0</b>	<b>8</b>	<b>28</b>	<b>0</b>	<b>0</b>

## WORLD SERIES RECORD

Year	Club, Opp	W-L	ERA	G	GS	CG	SHO	SV	IP	H	R	ER	HR	HP	BB	SO	WP	BK
2008	Phi. vs. TB	1-0	2.77	2	2	0	0	0	13.0	10	4	4	1	0	3	8	0	0
2009	Phi. vs. NYY	0-1	10.38	1	1	0	0	0	4.1	5	5	5	1	1	2	3	0	0
<b>W.S. Totals</b>		<b>1-1</b>	<b>4.67</b>	<b>3</b>	<b>3</b>	<b>0</b>	<b>0</b>	<b>0</b>	<b>17.1</b>	<b>15</b>	<b>9</b>	<b>9</b>	<b>2</b>	<b>1</b>	<b>5</b>	<b>11</b>	<b>0</b>	<b>0</b>

## ALL-STAR GAME RECORD

2007	N.L., SF	0-0	0.00	1	0	0	0	0	1.0	2	0	0	0	0	0	0	0	0
2012	N.L., KC	0-0	0.00	1	0	0	0	0	1.0	0	0	0	0	0	0	0	0	0
2016	A.L., SD	0-0	0.00	1	0	0	0	0	1.0	2	0	0	0	0	0	1	0	0
<b>All-Star Totals</b>		<b>0-0</b>	<b>0.00</b>	<b>3</b>	<b>0</b>	<b>0</b>	<b>0</b>	<b>0</b>	<b>3.0</b>	<b>4</b>	<b>0</b>	<b>0</b>	<b>0</b>	<b>0</b>	<b>0</b>	<b>1</b>	<b>0</b>	<b>0</b>

## MAJOR LEAGUE FIELDING RECORD

Position	PCT	G	PO	A	E	TC	DP
Pitcher	.954	422	113	323	21	457	14

## MAJOR LEAGUE BATTING RECORD

Year	Club	AVG	G	AB	R	H	2B	3B	HR	RBI	SH	SF	HP	BB	SO	SB	CS	E
2019	Chicago (NL)	.143	24	42	1	6	1	0	0	4	1	1	1	1	15	0	0	1
<b>Major Totals</b>		<b>.169</b>	<b>331</b>	<b>688</b>	<b>40</b>	<b>116</b>	<b>16</b>	<b>2</b>	<b>2</b>	<b>34</b>	<b>64</b>	<b>3</b>	<b>4</b>	<b>19</b>	<b>286</b>	<b>1</b>	<b>3</b>	<b>21</b>





NON-ROSTER INVITEE

# TREY HARRIS

84

## OUTFIELDER

Full Name: **Terone Sevante Harris**Bats: **Right**Throws: **Right**Height: **5-11**Weight: **220**DOB: **January 15, 1996**Opening Day Age: **24**Born: **Huntsville, AL**Resides: **Powder Springs, GA**MLB Debut: **None**MLB Service Time: **0.000**Acquired: **Braves' 32nd-round pick in 2018**Contract Status: **Signed through 2020**

## 2019

- Named the Braves' Minor League Player of the Year...Combined to hit .323/.389/.498 (152-for-470) with 14 home runs, 73 RBI, eight stolen bases and 73 runs scored in 131 games between Single-A Rome and Florida and Double-A Mississippi.
- Began the year with Rome and was a South Atlantic League Mid-Season All-Star after hitting .366 (74-for-202) with eight homers and 44 RBI in 56 games.
- Was then promoted to Florida...Tabbed the Fire Frogs' Player of the Year by the organization after slashing .303/.388/.443 in 34 games.
- Was named by Atlanta on three occasions as a Player of the Month, twice with Rome (April and May) and once with Florida (June).
- Played for the Scottsdale Scorpions in the Arizona Fall League and hit .281/.354/.456 (16-for-57) in 16 games.
  - A* Was named to the AFL's Fall Stars Game.
- Finished the season ranked as the Braves' No. 18 prospect by MLB.com.

## 2018

- Split the season between the GCL Braves and Single-A Rome, batting .302/.409/.434 (57-for-189) with 21 extra-base hits, 29 RBI and 34 runs scored.
- Ranked in the Top 10 among Atlanta farmhands (min. 200 plate appearances), in on-base percentage (3rd, .409), batting average (4th, .302), OPS (4th, .843) and slugging percentage (8th, .434) in 105 games between the two stops.

## AMATEUR

- Finished his four-year collegiate career at the U. of Missouri ranked among program leaders in stolen bases (7th, 37) and RBI (10th, 156).
- Was named to the SEC All-Freshman Team in 2015...Was also selected to the All-SEC Tournament Team that year.
- Attended McEachern High School in suburban Atlanta...Played second base on the baseball team, and was ranked by *Perfect Game* as the No. 1 2B prospect in the state of Georgia

## TRANSACTIONS

- Selected by the Atlanta Braves in the 32nd round of the 2018 First-Year Player Draft...Signed by Jon French.

## COMPLETE RECORD

Year	Club	AVG	G	AB	R	H	2B	3B	HR	RBI	SH	SF	HP	BB	SO	SB-CS	OBP	SLG	E
2018	Rome	.293	82	307	54	90	17	1	11	39	0	2	4	29	73	1-1	.360	.463	12
	Florida	.253	23	83	3	21	7	0	0	10	0	1	0	6	16	0-0	.300	.337	7
2019	Rome	.366	56	202	38	74	14	4	8	44	1	1	6	20	32	4-4	.437	.594	1
	Florida	.303	34	122	20	37	5	0	4	17	0	0	5	12	26	3-0	.388	.443	0
	Mississippi	.281	41	146	15	41	7	3	2	12	0	0	4	4	33	1-2	.318	.411	0
<b>Minor Totals</b>		<b>.317</b>	<b>184</b>	<b>659</b>	<b>107</b>	<b>209</b>	<b>44</b>	<b>9</b>	<b>15</b>	<b>102</b>	<b>2</b>	<b>2</b>	<b>22</b>	<b>64</b>	<b>117</b>	<b>15-9</b>	<b>.395</b>	<b>.480</b>	<b>4</b>



# ADEINY HECHAVARRÍA

# 24

## INFIELDER

Full Name: **Adeiny Hechavarría**

Bats: **Right**

Throws: **Right**

Height: **6-0**

Weight: **195**

DOB: **April 15, 1989**

Opening Day Age: **30**

Born: **Santiago, Cuba**

Resides: **Weston, FL**

MLB Debut: **August 4, 2012**

MLB Service Time: **7.037**

Acquired: **Signed as a free agent, January 16, 2019**

Contract Status: **Signed through 2020**

## 2019

- Playing in his eighth major league season, split the campaign between the Mets and Braves, combining to hit .241/.299/.443 (49-for-203) with a single-season career most nine home runs and 33 RBI in 84 games...The .443 slugging percentage also a single-season career best.
  - Posted an .871 OPS against left-handed pitching, slashing .261/.306/.565...Hit four home runs against southpaws, nearly half the amount he hit against righties, in three and a half times fewer plate appearances...Had a .704 OPS against same-handed pitchers.
  - Batted .280 (14-for-50) with runners in scoring position and had an .847 OPS, totals that were both the best of his career...Had six extra-base hits (3 2B, 3 HR) and 24 RBI in those situations.
  - Had 0.7 Wins Above Replacement with Atlanta, per FanGraphs, and 0.0 with New York.
  - Appeared defensively at second base (29 games, 20 starts), shortstop (27 games, 12 starts) and third base (nine games, six starts).
- Released from the Mets on 8/14, and signed with Atlanta two days later, 8/16...Hit .328 (20-for-61) with a 1.039 OPS in 24 games with Atlanta.
  - Made 15 starts with the Braves and batted .296/.377/.593 (16-for-54) with nine extra-base hits (5 2B, 1 3B, 3 HR) and 11 RBI...Hit safely in 11 of those contests.
  - Had 15 RBI with Atlanta, nearly the amount he had in 60 games with New York (18).

## CAREER HIGHS

Most Runs

**3, 7/14/18, TB at MIN**

Most Hits

**4, 6x, last: 6/30/17, TB at BAL**

Most Doubles

**2, 3x, last: 7/17/19, NYM at MIN**

Most Triples

**2, 8/24/14, MIA at COL**

Most Home Runs

**2, 9/29/19, ATL at NYM**

Most RBI

**7, 5/5/13, MIA at PHI**

Most Walks

**2, 13x, last: 7/31/19, NYM at CWS**

Most Stolen Bases

**1, 35x, last: 6/30/19, NYM vs. ATL**

Longest Hitting Streak

**13 games, 8/5-20/15**

- Hit a pinch-hit, solo home run in the eighth inning on 9/17 against Philadelphia (off José Álvarez)...It was Atlanta's 236th home run of the season, establishing a new single-season franchise record...The Braves would finish the campaign with 249 home runs.
- Had his first career multi-homer game on 9/29 at New York-NL.

- A* Hit a game-tying, solo home run in the ninth inning off RH Paul Sewald and a go-ahead, solo home run in the 11th inning off RH Walker Lockett...Hechavarría finished the game 3-for-5 with three RBI.
- Began the season with New York after signing a minor-league contract with the Mets in February...Was selected to the major league roster on 5/3.
  - A* Hit .204 (29-for-142) in 60 games...Had one home run for every 28.4 at-bats (five total)...Over the first seven years of his career, averaged one home run for every 100 at-bats.
  - A* Went 2-for-35 (.057) prior to his release (7/18-8/7).
- Was the National League Player of the Week for the period of 4/20-26/2015 with Miami, his first career weekly honor...Hit .500/.520/.750 (12-for-24) with one double, one triple, one home run and 10 RBI.
- Recorded a single-game career high seven RBI on 5/5/2013 at Philadelphia...His seven RBI were the most by a rookie shortstop since Hall-of-Famer Travis Jackson had eight for the New York Giants on 8/4/1923 at Cincinnati.
  - A* At the time, it tied Miami's franchise record for most RBI in a game (fourth overall time).
  - A* Established a new National League record for RBI in a game by a Cuban player.
  - A* It was the most RBI for any rookie in the majors since the Cubs' Geovany Soto also had seven on 8/26/2008 at Pittsburgh.
  - A* Had a bases loaded triple in the first inning and a grand slam in the third inning.

## 2019 POSTSEASON

- Made his third career postseason roster...Pinch hit three times and went hitless...Only previous playoff experience came in 2018, when he made the Yankees' Wild Card and Division Series rosters (4 G, 0-for-3).

## CAREER HIGHLIGHTS

- Has appeared in 895 games across parts of eight major league seasons...Played for Toronto (2012), Miami (2013-17), Tampa Bay (2017-18), Pittsburgh (2018), New York-AL (2018), New York-NL (2019) and Atlanta (2019).
- From 2015-18, when he primarily played shortstop, had 26 DRS, according to FanGraphs...Andrelton Simmons (96), Brandon Crawford (54) and Francisco Lindor (46) were the only shortstops who had more in that time.
  - A* Moved into an infield utility role in 2019, playing second base (29 games) for the first time since his debut campaign in 2012, and third base (nine games), a position he had played just four other times since 2013.
- Was the only player in baseball with at least five triples in each season from 2013-17...His 35 triples over that span ranked second in the majors, one shy of Dee Gordon (36).
  - A* Has 36 career triples, tied for the 10th most in the majors since the time of his major league debut (8/4/12)...Dee Gordon also has the most in that stretch with 50.
- Received the 2015 Jeff Conine Mr. Marlin Award from the South Florida Chapter of the BBWAA...The honor is given to the player whose commitment to the game is embodied in his integrity and unselfish play.

- Traded to Miami in November 2012, part of a 12-player trade...Spent the next five seasons with the Marlins (2013-17) and was Miami's Opening Day shortstop in each of those seasons.
- Made his major league debut on 8/4/2012 at Oakland while with Toronto...Went 0-for-3 with a walk.
  - A* His first career hit came on 8/7 at Tampa Bay, a single off James Shields.
  - A* His first career homer came on 8/28 at New York-AL, off RH Phil Hughes.

## MINOR LEAGUE HIGHLIGHTS

- Named an Eastern League Mid- and Post-Season All-Star with New Hampshire, Toronto's Double-A affiliate, in 2011.
- Tabbed a Pacific Coast League Mid- and Post-Season All-Star with Triple-A Las Vegas in 2012... Was also named the team's Most Valuable Player.
- Was ranked by *Baseball America* in each of his three years in Toronto's organization as the "Best Defensive Infielder"...Was twice ranked as having the "Best Infield Arm."

## AMATEUR

- Was originally signed by the Toronto Blue Jays out of Cuba, by current Braves' Executive Vice President, General Manager, Alex Anthopoulos.

## PERSONAL

- Sent his hometown of Santiago, Cuba \$15,000 worth of Adidas footwear in the offseason leading into the 2018 season.
- His favorite players growing up were Derek Jeter and Germán Mesa, a Cuban shortstop nicknamed El Imán, or "The Magnet," for this fielding abilities.

## TRANSACTIONS

- Signed as a free agent by the Toronto Blue Jays, April 13, 2010.
- Acquired by the Miami Marlins along with RHP Henderson Álvarez, RHP Anthony DeSclafani, INF Yunel Escobar, OF Jake Marisnick, C Jeff Mathis and LHP Justin Nicolino from the Toronto Blue Jays in exchange for INF/OF Emilio Bonifacio, C John Buck, LHP Mark Buehrle, RHP Josh Johnson and INF José Reyes on November 19, 2012.
- On Miami's disabled list (right elbow contusion), from April 17 to May 2, 2013.
- On Miami's disabled list (right triceps strain), from June 21 to July 6, 2014.
- On Miami's disabled list (left oblique strain), from April 9 to April 20, 2017.
- On Miami's disabled list (right oblique strain), from May 10 to June 27, 2017.
- Acquired by the Tampa Bay Rays from the Miami Marlins in exchange for RHP Ethan Clark and OF Braxton Lee on June 26, 2017.
- On Tampa Bay's disabled list (right hamstring strain), from May 18 to June 17, 2018.
- Acquired by the Pittsburgh Pirates along with cash from the Tampa Bay Rays in exchange for RHP Matt Seelinger on August 6, 2018.
- Acquired by the New York Yankees along with cash from the Pittsburgh Pirates in exchange for a player to be named later on August 31, 2018.
- Signed by the New York Mets to a minor-league contract on February 20, 2019.
- Signed by the Atlanta Braves to a one-year major league contract on August 16, 2019.
- Signed by the Atlanta Braves to a one-year major league contract on January 16, 2020.

## 2019 PINCH HITTERS

BATTER	AVG	AB	R	H	2B	3B	HR	RBI	BB	SO	OBP
Acuna Jr.	.000	1	1	0	0	0	0	2	0	0	.000
Albies	.500	2	0	1	0	0	0	0	0	1	.500
Camargo	.263	38	8	10	3	0	4	9	1	9	.282
Cervelli	.500	2	0	1	1	0	0	1	0	1	.500
Culberson	.283	53	6	15	2	2	2	10	4	13	.333
Donaldson	.000	4	0	0	0	0	0	0	2	2	.333
Duvall	.125	8	0	1	0	0	0	0	0	2	.300
Flowers	.000	3	0	0	0	0	0	0	1	3	.250
Freeman	-	0	1	0	0	0	0	0	1	0	1.000
Fried	.333	3	1	1	0	0	0	0	0	1	.333
Hamilton	.333	6	1	2	0	0	0	0	0	1	.333
Hechavarria	.667	6	1	4	0	0	1	4	1	1	.625
Inciarte	.000	3	0	0	0	0	0	0	0	1	.000
Joyce	.216	74	10	16	3	0	2	6	11	20	.318
Markakis	.333	3	0	1	1	0	0	2	3	0	.667
McCann	.000	4	0	0	0	0	0	0	0	2	.000
Ortega	.333	9	0	3	2	0	0	1	1	2	.400
Riley	.222	9	2	2	2	0	0	2	1	4	.300
Swanson	.000	1	0	0	0	0	0	0	0	0	.000
Teheran	.000	2	0	0	0	0	0	0	0	1	.000
<b>Totals</b>	<b>.247</b>	<b>231</b>	<b>31</b>	<b>57</b>	<b>14</b>	<b>2</b>	<b>9</b>	<b>37</b>	<b>26</b>	<b>64</b>	<b>.326</b>

**COMPLETE RECORD**

Year	Club	AVG	G	AB	R	H	2B	3B	HR	RBI	SH	SF	HP	BB	SO	SB-CS	OBP	SLG	E
2010	Dunedin	.193	41	161	21	31	7	3	1	7	1	0	0	5	25	7-0	.217	.292	9
	New Hampshire	.273	61	253	36	69	11	1	3	34	1	5	2	12	40	6-3	.305	.360	11
2011	New Hampshire	.235	111	464	58	109	22	6	6	46	4	6	3	25	78	19-13	.275	.347	11
	Las Vegas	.389	25	108	16	42	6	2	2	11	0	0	0	8	21	1-2	.431	.537	4
2012	Las Vegas	.312	102	443	78	138	20	6	6	63	3	5	1	38	86	8-2	.363	.424	18
	Toronto	.254	41	126	10	32	8	0	2	15	5	1	1	4	32	0-0	.280	.365	3
2013	Miami Marlins	.227	148	543	30	123	14	8	3	42	4	1	0	30	96	11-10	.267	.298	15
	Jupiter	.429	2	7	0	3	1	0	0	1	0	0	0	2	1	1-0	.556	.571	0
2014	Miami	.276	146	536	53	148	20	10	1	34	4	6	1	26	86	7-5	.308	.356	14
	Jupiter	.125	2	8	0	1	1	0	0	0	0	0	0	0	1	0-0	.125	.250	0
2015	Miami	.281	130	470	54	132	17	6	5	48	0	4	2	23	78	7-2	.315	.374	9
2016	Miami	.236	155	508	52	120	17	6	3	38	2	3	1	33	73	1-0	.283	.311	13
2017	Miami	.277	20	65	8	18	2	1	1	6	1	0	0	1	9	0-0	.288	.385	0
	Jupiter	.304	8	23	1	7	0	0	0	1	0	0	1	3	1	1-1	.407	.304	2
	Jacksonville	.222	3	9	1	2	0	0	0	0	0	0	0	0	0	1-0	.222	.222	0
	Tampa Bay	.257	77	265	29	68	12	4	7	24	1	2	1	12	58	4-1	.289	.411	4
2018	Tampa Bay	.258	61	217	29	56	7	0	3	26	2	6	0	12	37	1-0	.289	.332	2
	Charlotte	.125	2	8	0	1	0	0	0	1	0	0	0	0	3	0-0	.125	.125	0
	Durham	.500	1	2	0	1	0	0	0	0	0	0	0	2	0	0-0	.750	.500	0
	Pittsburgh	.233	15	43	2	10	4	0	1	3	0	1	0	3	11	0-0	.277	.395	1
2019	New York (AL)	.194	18	36	3	7	0	0	2	2	0	0	0	1	10	1-0	.216	.361	1
	Syracuse	.348	25	92	15	32	9	0	0	17	0	3	1	6	14	2-1	.382	.446	2
	New Nork (NL)	.204	60	142	20	29	7	0	5	18	0	0	1	8	33	3-1	.252	.359	5
	Atlanta	.328	24	61	14	20	5	1	4	15	0	1	2	6	15	0-0	.400	.639	1
<b>Minor Totals</b>		<b>.276</b>	<b>383</b>	<b>1578</b>	<b>226</b>	<b>436</b>	<b>77</b>	<b>18</b>	<b>18</b>	<b>181</b>	<b>9</b>	<b>19</b>	<b>8</b>	<b>101</b>	<b>270</b>	<b>46-22</b>	<b>.319</b>	<b>.382</b>	<b>57</b>
<b>A.L. Totals</b>		<b>.253</b>	<b>197</b>	<b>644</b>	<b>71</b>	<b>163</b>	<b>27</b>	<b>4</b>	<b>14</b>	<b>67</b>	<b>8</b>	<b>9</b>	<b>2</b>	<b>29</b>	<b>137</b>	<b>6-1</b>	<b>.284</b>	<b>.373</b>	<b>7</b>
<b>N.L. Totals</b>		<b>.253</b>	<b>698</b>	<b>2368</b>	<b>233</b>	<b>600</b>	<b>86</b>	<b>32</b>	<b>23</b>	<b>204</b>	<b>11</b>	<b>16</b>	<b>7</b>	<b>130</b>	<b>401</b>	<b>29-18</b>	<b>.292</b>	<b>.346</b>	<b>61</b>
<b>Major Totals</b>		<b>.253</b>	<b>895</b>	<b>3012</b>	<b>304</b>	<b>763</b>	<b>113</b>	<b>36</b>	<b>37</b>	<b>271</b>	<b>19</b>	<b>25</b>	<b>9</b>	<b>159</b>	<b>538</b>	<b>35-19</b>	<b>.290</b>	<b>.352</b>	<b>68</b>

**WILD CARD RECORD**

Year	Club, Opp.	AVG	G	AB	R	H	2B	3B	HR	RBI	SH	SF	HP	BB	SO	SB	CS	E
2018	NYY vs. Oak.	.000	1	2	0	0	0	0	0	0	0	0	0	0	0	0	0	0

**DIVISION SERIES RECORD**

Year	Club, Opp.	AVG	G	AB	R	H	2B	3B	HR	RBI	SH	SF	HP	BB	SO	SB	CS	E
2018	NYY vs. Bos.	.000	3	1	0	0	0	0	0	0	0	0	0	1	0	0	0	0
2019	Atl. vs. Stl.	.000	3	3	0	0	0	0	0	0	0	0	0	0	2	0	0	0
<b>D.S. Totals</b>		<b>.000</b>	<b>6</b>	<b>4</b>	<b>0</b>	<b>0</b>	<b>0</b>	<b>0</b>	<b>0</b>	<b>0</b>	<b>0</b>	<b>0</b>	<b>0</b>	<b>1</b>	<b>2</b>	<b>0</b>	<b>0</b>	<b>0</b>

**MAJOR LEAGUE FIELDING RECORD**

Position	PCT	G	PO	A	E	TC	DP
Shortstop	.979	809	1010	2082	65	3157	453
Second Base	.986	37	67	76	2	145	21
Third Base	.986	31	16	52	1	69	5



**NON-ROSTER INVITEE**

# FÉLIX HERNÁNDEZ

**34**

## RIGHT-HANDED PITCHER

Full Name: **Félix Abraham Graham Hernández García**

Bats: **Right**

Throws: **Right**

Height: **6-3**

Weight: **208**

DOB: **April 8, 1986**

Opening Day Age: **33**

Born: **Valencia, VZ**

Resides: **Bellevue, WA**

MLB Debut: **August 4, 2005**

MLB Service Time: **14.060**

Acquired: **Signed to a minor-league contract, January 20, 2020**

Contract Status: **Signed through 2020**

## 2019

- Made 15 starts, his fewest since his debut season in 2005, after missing time with a right shoulder strain...Went to the 10-day IL on 5/12 and returned on 8/24.
- His 71.2 innings were the fewest of his major league career.
- Did not start Seattle's opener to snap a string of 10 straight Opening Day starts...It was the longest active streak in the major leagues.
- Recorded his 2,500th career strikeout on 5/11 at BOS...Became the 36th pitcher in Major League history to reach that milestone...At 33 years, 33 days of age, was the 6th-youngest pitcher in Major League history to reach 2,500 strikeouts... He was behind only Nolan Ryan (31.101), Walter Johnson (31.197), Pedro Martinez (32.221), Tom Seaver (32.287) and Bert Blyleven (33.000).
  - Also became one of 12 pitchers in Major League history to record at least 2,500 strikeouts with one club...Joined Walter Johnson-WAS (3,515), Bob Gibson-STL (3,117), Steve Carlton-PHI (3,031), John Smoltz-ATL (3,011), Phil Niekro-ATL (2,912), Don Sutton-LAD (2,696), Mickey Lolich-DET (2,679), Roger Clemens-BOS (2,590), Bob Feller-CLE (2,583), Tom Seaver-NYM (2,541) and Christy Mathewson-NYG (2,504).
- Collected his only win in his first start of the season, allowing three runs, one earned, over 5.1 innings to beat Los Angeles (AL), 6-3, on 4/1.
- Dropped eight of his final 14 starts, compiling a 6.78 ERA (50 ER/66.1 IP)...The Mariners went 4-10 in these starts...His eight-game losing streak is tied for the longest of his career...Also lost eight consecutive decisions, 7/6-9/26 in 2018.

## CAREER HIGHS

Most Innings Pitched

**9.0, 23x, last: 5/27/15, SEA at TB**

Most Runs

**11, 2x, last: 9/8/19, SEA at HOU**

Most Earned Runs

**10, 8/15/15, SEA at BOS**

Most Hits Allowed

**13, 2x, last: 9/24/08, SEA vs. LAA**

Most Home Runs Allowed

**4, 8/29/14, SEA vs. WSH**

Most Walks

**6, 4x, last: 4/16/16, SEA at NYY**

Most Strikeouts

**15, 6/8/14, SEA at TB**

Longest winning streak

**9 games, 2x, last: 6/23-8/27/12**

Longest losing streak

**8 games, 2x, last: 4/13/19-present**

- Went 1-2 with a 3.57 ERA (14 ER/35.1 IP) in six home starts and 0-6 with a 9.17 ERA (37 ER/36.1 IP) in nine road starts.
- Made five starts on his major league rehabilitation assignment across three different levels of the Mariners system (Single-A Modesto, Single-A Everett, Triple-A Tacoma).

## CAREER HIGHLIGHTS

- Is a six-time All-Star (2009, 2011-2015) and two-time American League ERA Champ (2010, 2.27; 2014, 2.14)...Won the American League Cy Young Award in 2010 after going 13-12 with a major-league best 2.27 ERA (63 ER/249.2 IP) and 232 strikeouts in 34 starts.
- Enters 2020 tied for the fifth most wins among active pitchers with 169...His 2729.2 innings pitched are the third most, his 418 starts are fourth, his 2524 strikeouts are fifth, and his 3.42 ERA (1,037 ER/2729.2 IP) is 10th.
- Ranks 36th all-time in Major League history with 2,524 career strikeouts.
- Is the Mariners' franchise leader in wins and strikeouts...Became Mariners' all-time leader in strikeouts on 4/23/16 at Los Angeles (AL), fanning his 2,163rd hitter to pass Randy Johnson...Earned his 146th win on May 9, 2016 vs. Tampa Bay to pass Jaime Moyer.
- Is the only pitcher in major league history to throw a perfect game, win a Cy Young and record at least 2,500 strikeouts.
- Recalled from Triple-A Tacoma and made his MLB debut 8/4/05 at DET at age 19.118...Was the youngest player to appear in the majors in 2005 and the youngest player to make MLB debut as a starting pitcher since Britt Burns (CWS) on 8/5/78.
- Earned his first major league win in his second start, 8/9 vs. MIN, tossing 8.0 shutout innings.
  - **A** Struck out 11, 8/15/05 vs. KC to become the first teenager to fan 10 or more in game since Dwight Gooden (1984).
- Is the only Mariners pitcher to hit a home run, hitting a grand slam off Johan Santana, 6/23/08 at Shea Stadium...Became the first pitcher to hit a grand slam off a Cy Young winner since Steve Carlton off Dodgers Fernando Valenzuela on 5/16/84.
- In 2009, went 19-5 to set the Seattle record for most wins by a right-handed pitcher.
- Threw the 23rd perfect game in MLB history on 8/15/12 vs. TB in a 1-0 victory...Marked the seventh 1-0 perfect game in MLB history, and first in AL since 1984...Fanned 12 and threw 113 pitches in the performance.
- Started the 2014 All-Star Game for the AL in Minneapolis, becoming the first Venezuelan pitcher to start an All-Star Game...His 2.14 ERA that season set the single-season club record.
- Has been to the injured list seven times in his career, including at least once in each of the last four seasons.

- Has never pitched in the postseason.

## MINOR LEAGUE HIGHLIGHTS

- Was the 2005 Pacific Coast League Pitcher of the Year with Triple-A Tacoma...Went 9-4 with a 2.25 ERA (22 ER/88.0 IP) in 19 games, 14 starts.
  - **A** Was also the league's Rookie of the Year.
  - **A** Earned Mid- and Post-Season All-Star honors.
- Played for the World team in the 2004 MLB All-Star Futures Game in Houston, TX.

## PERSONAL

- Resides during the off-season in Miami, FL and Bellevue, WA.
- He and his wife, Sandra, have two kids, one daughter, Mia, and one son, Jeremy.

## TRANSACTIONS

- Signed by the Seattle Mariners as a non-drafted free agent on July 4, 2002...Signed by Bob Engle, Pedro Avila and Emilio Carrasquel.
- On Seattle's disabled list (strained right elbow) from April 19 to May 15, 2007.
- On Seattle's disabled list (sprained left ankle) from June 23 to July 11, 2008.
- Agreed to terms with the Seattle Mariners on a five-year contract extension through the 2014 season on January 22, 2010.
- Agreed to terms with the Seattle Mariners on a seven-year contract extension through the 2019 season on February 13, 2013.
- On Seattle's disabled list (right calf strain) from May 28 to July 20, 2016; included rehabilitation assignments with Everett (Short-A) and Tacoma (AAA).
- On Seattle's disabled list (right shoulder inflammation) from April 26 to June 23, 2017; included a rehabilitation assignment with Tacoma (AAA).
- On Seattle's disabled list (right shoulder bursitis) from August 2 to September 13, 2017.
- On Seattle's disabled list (lower back stiffness) from July 10 to July 21, 2018.
- On Seattle's injured list (right shoulder strain) from May 12 to August 24, 2019...Transferred to the 60-day IL on July 28; included rehabilitation assignments with Everett (Short-A) and Tacoma (AAA).
- Signed by the Atlanta Braves to a minor-league contract on January 20, 2020.

## COMPLETE RECORD

Year	Club	W-L	ERA	G	GS	CG	SHO	SV	IP	H	R	ER	HR	HB	BB	SO	WP	BK
2003	Everett	7-2	2.29	11	7	0	0	0	55.0	43	17	14	2	8	24	73	7	0
	Wisconsin	0-0	1.93	2	2	0	0	0	14.0	9	4	3	1	0	3	18	0	0
2004	Inland Empire	9-3	2.74	16	15	0	0	0	92.0	85	31	28	5	8	26	114	6	0
	San Antonio	5-1	3.30	10	10	1	1	0	57.1	47	23	21	3	4	21	58	2	2
2005	Tacoma	9-4	2.25	19	14	1	0	0	88.0	62	24	22	3	3	48	100	2	2
	Seattle	4-4	2.67	12	12	0	0	0	84.1	61	26	25	5	2	23	77	3	0
2006	Seattle	12-14	4.52	31	31	2	1	0	191.0	195	105	96	23	6	60	176	11	0
2007	Seattle	14-7	3.92	30	30	1	1	0	190.1	209	88	83	20	3	53	165	7	1
2008	Seattle	9-11	3.45	31	31	2	0	0	200.2	198	85	77	17	8	80	175	8	1
2009	Seattle	19-5	2.49	34	34	2	1	0	238.2	200	81	66	15	8	71	217	17	1
2010	Seattle	13-12	2.27	34	34	6	1	0	249.2	194	80	63	17	8	70	232	14	1
2011	Seattle	14-14	3.47	33	33	5	0	0	233.2	218	99	90	19	7	67	222	12	1
2012	Seattle	13-9	3.06	33	33	5	5	0	232.0	209	84	79	14	12	56	223	13	2
2013	Seattle	12-10	3.04	31	31	0	0	0	204.1	185	74	69	15	3	46	216	13	0
2014	Seattle	15-6	2.14	34	34	0	0	0	236.0	170	68	56	16	5	46	248	18	0
2015	Seattle	18-9	3.53	31	31	2	2	0	201.2	180	80	79	23	9	58	191	10	0
2016	Seattle	11-8	3.82	25	25	0	0	0	153.1	138	76	65	19	10	65	122	6	0
	Everett	0-0	7.36	1	1	0	0	0	3.2	6	3	3	0	0	2	6	0	0
2017	Tacoma	1-0	1.59	1	1	0	0	0	5.2	5	1	1	1	0	1	7	0	0
	Seattle	6-5	4.36	16	16	0	0	0	86.2	86	46	42	17	6	26	78	8	0
2018	Tacoma	2-0	4.15	3	3	0	0	0	13.0	9	6	6	1	0	3	16	0	0
	Seattle	8-14	5.55	29	28	0	0	0	155.2	159	107	96	27	12	59	125	11	0
2019	Seattle	1-8	6.40	15	15	0	0	0	71.2	85	58	51	17	6	25	57	5	0
	Tacoma	0-1	5.06	2	2	0	0	0	5.1	6	3	3	0	2	4	7	1	0
	Everett	0-0	0.00	2	2	0	0	0	6.0	1	0	0	0	0	0	10	0	0
	Modesto	0-0	9.00	1	1	0	0	0	2.0	3	2	2	0	0	0	3	0	0
<b>Minor Totals</b>		<b>33-11</b>	<b>2.71</b>	<b>68</b>	<b>58</b>	<b>2</b>	<b>1</b>	<b>0</b>	<b>342.0</b>	<b>276</b>	<b>114</b>	<b>103</b>	<b>16</b>	<b>25</b>	<b>132</b>	<b>412</b>	<b>18</b>	<b>4</b>
<b>Major Totals</b>		<b>169-136</b>	<b>3.42</b>	<b>419</b>	<b>418</b>	<b>25</b>	<b>11</b>	<b>0</b>	<b>2729.2</b>	<b>2487</b>	<b>1157</b>	<b>1037</b>	<b>264</b>	<b>105</b>	<b>805</b>	<b>2524</b>	<b>156</b>	<b>7</b>

## ALL-STAR GAME RECORD

Year	Club, Site	W-L	ERA	G	GS	CG	SHO	SV	IP	H	R	ER	HR	HP	BB	SO	WP	BK
2009	A.L., Stl	0-0	0.00	1	0	0	0	0	1.0	0	0	0	0	0	0	0	0	0
2013	A.L., NYM	0-0	0.00	1	0	0	0	0	1.0	1	0	0	0	0	0	0	0	0
2014	A.L., Min	0-0	0.00	1	1	0	0	0	1.0	1	0	0	0	0	0	2	1	0
2015	A.L., Cin	0-0	0.00	1	0	0	0	0	1.0	0	0	0	0	0	0	1	0	0
<b>All-Star Totals</b>		<b>0-0</b>	<b>0.00</b>	<b>4</b>	<b>1</b>	<b>0</b>	<b>0</b>	<b>0</b>	<b>4.0</b>	<b>2</b>	<b>0</b>	<b>0</b>	<b>0</b>	<b>0</b>	<b>0</b>	<b>3</b>	<b>1</b>	<b>0</b>

## MAJOR LEAGUE FIELDING RECORD

Position	PCT	G	PO	A	E	TC	DP
Pitcher	.964	419	188	321	19	528	28

## MAJOR LEAGUE BATTING RECORD

Year	Club	AVG	G	AB	R	H	2B	3B	HR	RBI	SH	SF	HP	BB	SO	SB	CS	E
2019	SEA	.000	2	3	0	0	0	0	0	0	0	0	0	0	2	0	0	0
<b>Major Totals</b>		<b>.080</b>	<b>22</b>	<b>50</b>	<b>3</b>	<b>4</b>	<b>1</b>	<b>0</b>	<b>1</b>	<b>7</b>	<b>7</b>	<b>0</b>	<b>0</b>	<b>2</b>	<b>22</b>	<b>0</b>	<b>0</b>	<b>19</b>



**NON-ROSTER INVITEE**

# KURT HOEKSTRA

# 85

## RIGHT-HANDED PITCHER

Full Name: **Kurtis Alan Hoekstra**Bats: **Left**Throws: **Right**Height: **6-2**Weight: **210**DOB: **June 27, 1993**Opening Day Age: **26**Born: **Grand Rapids, MI**Resides: **Kentwood, MI**MLB Debut: **None**MLB Service Time: **0.000**Acquired: **Braves' 21st-round pick in 2015**Contract Status: **Signed through 2020**

## 2019

- After spending the first four years of his professional career as an infielder, converted to pitching...Made 38 appearances between Single-A Rome and Florida, Double-A Mississippi and Triple-A Gwinnett, going 1-5 with a 1.81 ERA (13 ER/64.2 IP), 30 walks and 79 strikeouts.
  - A* Averaged 11.0 strikeouts per 9.0 innings and limited opponents to a .221 average...
- Was named by the organization as Rome's Pitcher of the Month for April and Mississippi's Pitcher of the Month for August...Had a 0.87 ERA (1 ER/10.1 IP) in April and a 1.13 ERA (2 ER/16.0 IP) in August.

## 2018

- Appeared in 99 games between Rome (A) and Florida (A+), and batted .239 (82-for-343) between the two clubs.

## 2017

- Established new career bests in runs (48), hits (106), doubles (18), triples (7), home runs (3) and RBI (35) in 114 games with Single-A Rome.

## 2016

- Placed on Single-A Rome's seven-day disabled list on 4/7 with a right groin strain and missed the rest of the season.

## AMATEUR

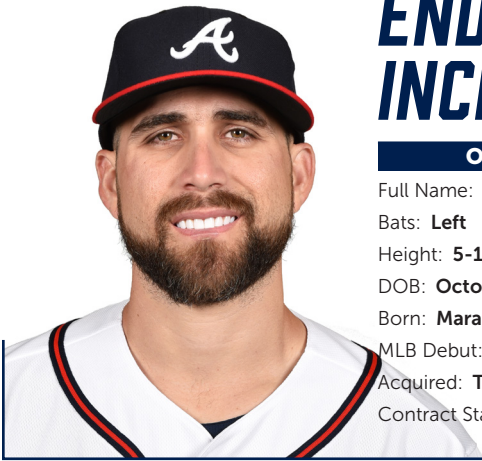
- Was a three-year infielder, and two-year starter, at Western Michigan University...Split his time between shortstop and second base.
  - A* In his collegiate career, had a .292 batting average with 23 doubles, 10 triples, three home runs and 61 RBI.

## TRANSACTIONS

- Selected by the Atlanta Braves in the 21st round of the 2015 First-Year Player Draft...Signed by Rick Sellers.

## COMPLETE PITCHING RECORD

Year	Club	W-L	ERA	G	GS	CG	SHO	SV	IP	H	R	ER	HR	HB	BB	SO	WP	BK
2019	Rome	0-2	0.59	12	0	0	0	4	15.1	14	6	1	1	0	5	26	1	0
	Florida	0-1	3.05	12	0	0	0	4	20.2	12	7	7	1	0	11	24	4	0
	Gwinnett	0-0	3.24	3	1	0	0	0	8.1	10	3	3	1	1	2	8	0	0
	Mississippi	1-2	0.89	11	1	0	0	0	20.1	17	8	2	1	0	12	21	3	0
<b>Minor Totals</b>		<b>2-5</b>	<b>2.32</b>	<b>46</b>	<b>2</b>	<b>0</b>	<b>0</b>	<b>8</b>	<b>73.2</b>	<b>63</b>	<b>31</b>	<b>19</b>	<b>5</b>	<b>1</b>	<b>34</b>	<b>86</b>	<b>10</b>	<b>0</b>



# ENDER INCIARTE

# 11

## OUTFIELDER

Full Name: **Ender David Inciarte**

Bats: **Left**

Throws: **Left**

Height: **5-11**

Weight: **190**

DOB: **October 29, 1990**

Opening Day Age: **29**

Born: **Maracaibo, Venezuela**

Resides: **Tampa, FL**

MLB Debut: **May 2, 2014**

MLB Service Time: **5.157**

Acquired: **Trade with Arizona, December 8, 2015**

Contract Status: **Signed through 2021, with an option for 2022**

## CAREER HIGHLIGHTS

- Earned three consecutive Rawlings Gold Glove awards from 2016-18...The 2016 honor was the first of his career...Was the first Braves player to win three straight Gold Glove awards since CF Andruw Jones won 10 straight from 1998-2007.
- Earned his first All-Star nod in 2017 after being selected as a reserve to the National League squad...He went 0-for-2 as Atlanta's lone representative.
- Finished fifth in the 2014 National League Rookie of the Year balloting.
- Signed a five-year contract extension on December 23, 2016...The contract runs through the 2021 season with a club option for 2022.

## 2019

- Limited to 65 games, easily the fewest of his career, because of two separate injuries...First, missed over two months with a lumbar strain, 5/15-7/18, and then suffered a right hamstring strain in a game on 8/16 against Los Angeles (NL) that ended his season.
  - ✓ Had played in at least 118 games in each of his first five major league seasons.
  - ✓ Hit .246/.343/.397 (49-for-199) with five home runs, 24 RBI and 30 runs scored in 2019.
  - ✓ With runners on base, posted an .856 OPS, reaching base at a .381 clip...Fifteen of his 26 walks on the season came in these situations...Also had a .866 OPS in 59 plate appearances with runners in scoring position, slashing .275/.356/.510.
  - ✓ In Atlanta wins, hit .313 (35-for-112) with 13 extra-base hits...Conversely, in Braves' losses, batted .161 (14-for-87) with five extra-base hits.

## CAREER HIGHS

Most Runs

**3, 6x, last: 9/22/18, ATL vs. PHI**

Most Hits

**5, 3x, last: 8/30/17, ATL at PHI**

Most Doubles

**2, 6x, last: 9/14/18, ATL vs. WSH**

Most Triples

**1, 27x, last: 7/30/19, ATL at WSH**

Most Home Runs

**2, 3x, last: 8/17/17, ATL at COL**

Most RBI

**5, 6/4/17, ATL at CIN**

Most Walks

**3, 2x, last: 5/26/18, ATL at BOS**

Most Stolen Bases

**2, 15x, last: 6/12/18, ATL vs. NYM**

Longest Hitting Streak

**19 games, 7/19-8/8/16**

- Drew a walk in 11.3 percent of his plate appearances, by far the highest mark of his career (previously: 7.8 percent in 2016)...Only Matt Joyce (16.0 percent), Josh Donaldson (15.2 percent) and Freddie Freeman (12.6 percent) walked more frequently on the team.
- In his first 40 games to open the season, prior to suffering a lumbar strain, hit .218 (27-for-124) with a .623 OPS.

*A* Had hits in just four of his final 27 at-bats (.148), with one going for extra bases (2B).

- When he returned from the injured list on 7/18, and before incurring a season-ending injury on 8/16, hit .293 (22-for-75) with a .411 on-base percentage and a .520 slugging percentage in 25 games...Had 10 extra-base hits (6 2B, 1 3B, 3 HR), 15 RBI and walked (14) as many times as he struck out (14).

*A* In that stretch, made 22 starts and reached base safely in 19 of them, including in each of his final 10 games (8/6-16)...Hit safely in his last five of those contests, tying a season-long streak.

*A* Homered in back-to-back games on July 27 and 28 in Philadelphia...That was the third time in his career he homered in consecutive games, matching his career-long streak.

## 2018

- Earned his third consecutive Rawlings Gold Glove Award while hitting .265 (158-for-597) and stealing a career-high 28 bases in 156 games during his third season with Atlanta.
  - A* According to MLB Statcast, tied for the major league lead among qualifying outfielders with 21 outs above average.
  - A* The outfielder's stolen base total was the most by a Braves player since Michael Bourn swiped 42 in 2012.
- Hit .302 (70-for-232) in 65 games following the All-Star Game after he batted .241 (88-for-365) in 91 games prior to the break.
  - A* For his career, Inciarte is a .315 (423-for-1,341) hitter after the All-Star break, while he owns a .263 (363-for-1,382) average prior to the game.
- Batted .268 (42-for-157) against lefties and .264 (116-for-440) against righties.
  - A* Hit .198 in his first 116 at-bats against lefties (23 hits, three extra-base hits)... Then batted .463 over his final 41 at-bats against lefties with three doubles, a triple and a home run.
- Collected his third game-ending RBI on 4/21 vs. NYM with a bunt single in the ninth inning.
- Finished with a team-high six triples...Became one of three major leaguers with at least five triples in each of the past four seasons (Dee Gordon and Charlie Blackmon).
- Made 151 starts, all in center field.

## 2018 POSTSEASON

- Collected three hits in 13 postseason at-bats (.231)...Started all four NLDS games against LAD in center field.

## 2017

- Finished his fourth major league season - second with Atlanta - with 201 hits, which ranked tied for third in the majors and tied for second in the National League...Trailed only Colorado's Charlie Blackmon (213) for the N.L. lead...The last time a Braves player finished among the top two in the N.L. for hits was 1992, when Terry Pendleton tied for the N.L. lead with 199 hits.
- Collected hit No. 200 on 9/26 at NYM with a double to right on the third pitch of the game... Logged the first 200-hit season for Atlanta since Marquis Grissom had 207 in 1996, and joined Ralph Garr ('71, '73, '74), Felipe Alou ('66, '68) and Grissom (1996) as the only players with 200-hit campaigns in Atlanta franchise history (since 1966).
- His 201 hits were sixth most in a single season in Atlanta history (since 1966).
- Finished with 110 hits at SunTrust Park, tied for the second most hits at home in a single season in Atlanta franchise history...Ralph Garr had 121 in 1971 and 110 in 1974.
- Batted .304 (201-for-662) while setting career highs in batting average, hits (201), games (157), home runs (11), RBI (57) and stolen bases (22).
- Was selected to his first MLB All-Star game... Entered in the sixth inning and went 0-for-2.
- Had 57 multi-hit games, the most for a Braves batter since 2012 when Martin Prado hit 60...His total led the Braves and ranked sixth in MLB.
- Finished the season with three five-hit games... The five-hit efforts set his career high for a game and tied the Braves single-season franchise record for most five-hit games...Kenny Lofton in 1997 first set the mark.
- Finished the first half with 112 hits, tied for the sixth-most hits prior to the All-Star break in Atlanta history...Ralph Garr (1971, 1973,1974), Martin Prado (2010) and Felipe Alou (1966) had more.
- Scored a team-high 93 runs...The Braves went 47-25 when he scored at least one run and 23-62 when he did not score.
- Homered in consecutive games for the first time in his career, 4/12-14...Finished the season with 11 home runs, including six in his first 54 games of the season...Had three homers total in 131 games in 2016.

- Went 8-for-10 with a walk in two games on 8/30 at PHI, falling a base hit shy of matching the major league record for combined hits in a doubleheader.
- Drove in five runs behind a five-hit effort on 6/4 at CIN...The last Braves players with five hits and five RBI in a game was Willie Harris on 7/21/07 vs. StL...Harris went 6-for-6 with six RBI hitting leadoff...Inciarte's performance marked the ninth time in Atlanta franchise history a player had at least five hits and five RBI in the same game.
- After his average fell to .208 following play on 4/23, hit .314 (185-for-589) with 83 runs scored and a .771 OPS in the remaining 140 games.
- Hit the second leadoff home run of his career on 5/1 vs. NYM (also 8/22/15 at CIN).

## 2016

- In his first season in the Braves organization and his third campaign at the major league level, produced a .291 (152-for-522) batting average with 24 doubles, a team-leading seven triples and 16 stolen bases, and 85 runs scored in 131 games.
- Earned his first Gold Glove award following the season...Tied for the lead among all major league centerfielders with four double plays logged... Collected 14 outfield assists, tied for third most in MLB (second in the N.L.) and four off the lead.
- Played in the teams' first three games of the season before landing on the disabled list with a left hamstring strain on 4/9...Missed 26 games before returning to action on 5/7.
- Batted .227 (52-for-229) in 59 games prior to the All-Star game, before hitting .341 (100-for-293) post All-Star break, the 13th highest mark in Atlanta-franchise history (since 1966).
- Ranked in the top five in the Majors in several offensive categories after the All-Star break including tied for second in runs scored (59 and with teammate Freddie Freeman), third in hits (100), and fifth in batting average (.341, 100-for-293) and at-bats (293)...His .396 on-base percentage ranked ninth in the Majors.
- Became the first player in Atlanta history to have two hitting streaks of at least 17 games in a single season...Both streaks came post-All-Star break.
- Produced a personal career-high 19-game hitting streak 7/19-8/8...Batted .368 (28-for-76) with a .402 on-base percentage and 14 runs during the 19-game span.
- Hit in 18 consecutive games, 8/19-9/7...Had a .413 (33-for-80) average with nine extra-base hits, a .478 on-base percentage over the stretch.
- Hit safely in 57 of his final 66 games (with an at-bat) of the season, 7/19-10/2...Posted a .341 (95-for-277) mark in those 66 games.
- Returned to the lead-off spot in the lineup on 8/5, and hit .329 (73-for-222) with 45 runs scored in 53 games...His 73 hits in that span ranked third in the National League and fifth in the majors, while his 45 runs scored were third most in MLB.
- Had a career-best 27-game on-base streak, 7/19-8/18...Had a .390 on-base percentage during the streak...Had a hit in all but one contest during the 27-game stretch...Led off 8/9's game at MIL with a walk before finishing the game 0-for-3.

## 2015

- Spent his first full season in the Majors in 2015 and hit .303 (159-for-524) with 27 doubles, five triples, six home runs, 21 stolen bases and 73 runs scored in 132 games.
- His .303 batting average ranked ninth in the National League.
- Ranked second among all players with 29 defensive runs saved, trailing only TB's Kevin Kiermaier.
- Had 10 outfield assists, tied for the fourth most among National League outfielders.
- Ranked second in the N.L. with a .332 average (127-for-383) vs. right-handed pitchers, trailing only the Nationals' Bryce Harper (.335).
- Ranked among N.L. leadoff hitters in average (3rd, .304), hits (5th, 133), stolen bases (T-5th, 18) and runs scored (6th, 64).
- Led the National League and ranked second in the Majors with a .448 average (13-for-29) with a 3-2 count...Only the Twins' Shane Robinson (.462) had a higher average.
- Was 21-for-31 (67.7%) in stolen base attempts.
- Tied for sixth in the N.L. with six steals of third base.
- On the 15-day disabled list from 6/16-7/17 with a strained right hamstring...Appeared in seven rehabilitation games with Rookie AZL D-backs and Double-A Mobile.
- Smacked his first career lead-off home run (on the first pitch of his at-bat), 8/22 at CIN.
- Batted in the leadoff spot 116 times and hit .304 (133-for-437) in those games.
- Recorded his first career multi-homer game on 9/27 at SD.
- Played 77 games in right field, 47 in left field and 22 in centerfield.
- Notched his first career game-ending hit (single) in the 10th-inning on 4/10 vs. LAD.

- Did not strike out in 12 consecutive games from 4/15-28, the longest streak by a D-back since Martin Prado's 14-game stretch from 6/18-7/5/13.
- Doubled in five straight games, 7/22-26, one shy of ARI's club record set by Conor Jackson.
- Played in his last game of the season on 9/29 due to a contusion on his right ankle.

## 2014

- Finished fifth in the National League Rookie of the Year balloting after hitting .278 (116-for-418) with 18 doubles, four home runs and 27 RBI in 118 games with the D-backs.
- Ranked among N.L. rookie leaders in runs scored (2nd, 54), hits (2nd, 116), average (3rd, .278), doubles (3rd, 18), stolen bases (3rd, 19), multi-hit games (3rd, 28) and total bases (4th, 150).
- Recorded a career-high four hits on three occasions, becoming the first D-backs rookie with at least three four-hit games in a season.
- His 19 stolen bases ranked second on the club's single-season rookie leaderboard, while his 116 hits were seventh and 54 runs were eighth.
- His 86.4 stolen base percentage (19-for-22) ranked second in the N.L. behind Drew Stubbs (87.0), and also marked the third-highest percentage in team history, trailing Eric Byrnes in 2006 (89.3) and 2007 (87.7).
- Established a club rookie record with an 18-game hitting streak, 7/31-8/19 (.316, 25-for-79)... The streak was tied for the second-longest by a rookie on the season (also: Jose Abreu, 6/15-7/4).
- Tied for second among N.L. rookies with 10 outfield assists (B. Hamilton, Marcell Ozuna).
- Made his major league debut on 5/2 at SD and collected his first hit with a single off Dale Thayer.
- Notched his first career RBI with a two-run single on 5/28 vs. SD.
- Hit the first home run of his career off Aaron Harang on 7/5 at ATL.
- Played in 33 games with Zulia in the Venezuelan Winter League...Hit .333 (52-for-156) and earned a Gold Glove for his defensive effort with Zulia.
- Entered 2014 tabbed by *Baseball America* as Arizona's "Fastest Baserunner" and as the "Best Outfield Arm."

## MINOR LEAGUE HIGHLIGHTS

- Named to the Southern League Mid-Season All-Star team in **2013**, while also leading the Southern League in stolen bases...Began the season with the Phillies after being a Rule 5 selection in December 2012, but did not appear in any games and was returned to the D-backs on 4/4...Earned Midwest League Mid-Season All-Star honors in **2011**.

## PERSONAL

- His late father, Astolfo, was an Atlanta Braves fan and encouraged Ender to play and pursue a career in baseball.

## TRANSACTIONS

- Signed by the Arizona Diamondbacks as a non-drafted free agent on May 25, 2008...Signed by Miguel Nava.
- Selected by the Philadelphia Phillies from the Arizona Diamondbacks in the Major League phase of the 2012 Rule 5 Draft on December 6, 2012.
- Returned to the Arizona Diamondbacks from the Philadelphia Phillies as a Rule 5 selection on April 4, 2013.
- Placed on Arizona's disabled list (concussion) from June 13 to June 20, 2014.
- On Arizona's disabled list (right hamstring strain) from June 16 to July 17, 2015; included rehabilitation assignments with the AZL Diamondbacks (Rookie) and Mobile (AA).
- Acquired by the Atlanta Braves along with RHP Aaron Blair and INF Dansby Swanson from the Arizona Diamondbacks in exchange for RHP Shelby Miller and LHP Gabe Speier on December 8, 2015.
- Placed on Atlanta's disabled list (left hamstring strain) from April 9 to May 7, 2016; included a rehabilitation assignment with Gwinnett (AAA).
- Signed by the Atlanta Braves to a five-year contract extension through the 2021 season, with a club option for 2022, on January 9, 2017.
- On Atlanta's injured list (lumbar strain) from May 15 to July 18, 2019; included rehabilitation assignments with Florida (A+), Mississippi (AA) and Gwinnett (AAA).
- On Atlanta's injured list (right hamstring strain) from August 17 to the end of the 2019 season.

**COMPLETE RECORD**

Year	Club	AVG	G	AB	R	H	2B	3B	HR	RBI	SH	SF	HP	BB	SO	SB-CS	OBP	SLG	E
2008	DSL D-backs	.300	62	227	36	68	7	0	0	18	3	1	2	27	35	22-6	.377	.330	2
2009	Missoula	.325	66	237	33	77	14	1	1	22	5	1	0	15	40	10-4	.364	.405	6
2010	South Bend	.225	66	227	26	51	9	7	1	20	7	2	3	14	35	5-4	.276	.339	1
	Yakima	.242	19	66	10	16	4	0	0	3	4	1	0	7	17	2-1	.311	.303	1
2011	South Bend	.262	116	450	73	118	19	5	1	25	12	3	2	47	59	26-15	.333	.333	4
2012	South Bend	.293	65	225	36	66	16	5	1	30	5	3	0	31	31	18-4	.375	.422	3
	Visalia	.319	62	248	46	79	12	5	1	17	6	1	2	22	32	28-8	.377	.419	3
2013	Mobile	.281	127	473	68	133	17	3	5	25	8	2	6	27	47	<b>43-8</b>	.327	.362	2
2014	Reno	.312	26	109	22	34	4	2	2	12	0	1	0	10	21	7-2	.367	.440	1
	Arizona	.278	118	418	54	116	18	2	4	27	4	0	0	25	53	19-3	.318	.359	5
2015	Arizona	.303	132	524	73	159	27	5	6	45	2	5	4	26	58	21-10	.338	.408	6
	AZL D-backs	.400	2	5	1	2	0	0	0	0	0	0	0	1	0	0-0	.500	.400	0
	Mobile#	.300	5	20	3	6	1	1	1	1	0	0	0	3	2	0-0	.391	.600	0
2016	Atlanta	.291	131	522	85	152	24	7	3	29	5	2	4	45	68	16-7	.351	.381	4
	Gwinnett	.333	2	6	0	2	0	0	0	0	0	0	1	0	0	0-0	.429	.333	0
2017	Atlanta	.304	157	662	93	201	27	5	11	57	3	4	0	49	94	22-9	.350	.409	3
2018	Atlanta	.265	156	597	83	158	27	6	10	61	4	4	6	49	86	28-14	.325	.380	5
2019	Atlanta	.246	65	199	30	49	11	2	5	24	0	1	4	26	41	7-1	.343	.397	1
	Florida	.077	5	13	0	1	0	0	0	0	0	0	0	1	2	0-0	.143	.077	0
	Mississippi	.400	2	5	1	2	0	0	0	0	0	0	0	0	0	1-0	.400	.400	18
	Gwinnett	.231	6	26	5	6	1	0	0	1	0	0	0	4	3	0-1	.333	.269	0
<b>Minor Totals</b>		<b>.283</b>	<b>631</b>	<b>2337</b>	<b>360</b>	<b>661</b>	<b>104</b>	<b>29</b>	<b>13</b>	<b>174</b>	<b>50</b>	<b>15</b>	<b>15</b>	<b>210</b>	<b>324</b>	<b>162-53</b>	<b>.344</b>	<b>.369</b>	<b>18</b>
<b>Atlanta Totals</b>		<b>.283</b>	<b>509</b>	<b>1980</b>	<b>291</b>	<b>560</b>	<b>89</b>	<b>20</b>	<b>29</b>	<b>171</b>	<b>12</b>	<b>11</b>	<b>14</b>	<b>169</b>	<b>289</b>	<b>73-31</b>	<b>.342</b>	<b>.392</b>	<b>13</b>
<b>Major Totals</b>		<b>.286</b>	<b>759</b>	<b>2922</b>	<b>418</b>	<b>835</b>	<b>134</b>	<b>27</b>	<b>39</b>	<b>243</b>	<b>18</b>	<b>16</b>	<b>18</b>	<b>220</b>	<b>400</b>	<b>113-44</b>	<b>.338</b>	<b>.390</b>	<b>24</b>

Bold indicates led league

**DIVISION SERIES RECORD**

Year	Club, Opp.	AVG	G	AB	R	H	2B	3B	HR	RBI	SH	SF	HP	BB	SO	SB	CS	E
2018	Atl. vs. LAD	.231	4	13	0	3	0	0	0	0	1	0	0	0	4	0	0	0

**ALL-STAR GAME RECORD**

Year	Club, Site	AVG	G	AB	R	H	2B	3B	HR	RBI	SH	SF	HP	BB	SO	SB	CS	E
2017	N.L., Mia.	.000	1	2	0	0	0	0	0	0	0	0	0	0	0	0	0	0

**WORLD BASEBALL CLASSIC RECORD**

Year	Club	AVG	G	AB	R	H	2B	3B	HR	RBI	SH	SF	HP	BB	SO	SB	CS	E
2017	Venezuela	.292	7	24	1	7	3	0	0	3	0	1	1	1	4	0	0	1

**MAJOR LEAGUE FIELDING RECORD**

Position	PCT	G	PO	A	E	TC	DP
Center Field	.990	529	1364	35	14	1413	7
Left Field	.974	94	183	8	5	196	1
Right Field	.967	78	114	4	4	122	1



# ALEX JACKSON

# 12

## CATCHER

Full Name: **Alexander J. Jackson**

Bats: **Right**

Throws: **Right**

Height: **6-2**

Weight: **215**

DOB: **December 25, 1995**

Opening Day Age: **24**

Born: **San Diego, CA**

Resides: **El Dorado Hills, CA**

MLB Debut: **April 7, 2019**

MLB Service Time: **0.040**

Acquired: **Trade with Seattle, November 28, 2016**

Contract Status: **Signed through 2020**

## 2019

- In his third season in the Braves organization, and his sixth in professional baseball, made his major league debut...Had two separate stints with Atlanta, totaling four games...Spent the rest of the season with Triple-A Gwinnett.

*A* Recalled for the first time on 4/7 when C Brian McCann went on the injured list... Made his major league debut that night against Miami and went 0-for-3...Became just the 10th Braves catcher to start his big league debut since the team moved to Atlanta in 1966.

*A* Reached base for the first time with an intentional walk on 4/8 at Colorado... Made another start on 4/13, and was then optioned on 4/17.

*A* Was also recalled on 8/21...Started on 8/23 against New York's Jacob deGrom and was optioned three days later.

- In 85 games with Gwinnett, hit .229/.313/.533 (70-for-306)...Hit a career-best 28 home runs, the second most on the team and tied for the fifth most in the International League...Also matched his single-season career most with 65 RBI.
  - A* Had a team-most five multi-homer games...Had two such games in the first five years of his career.
  - A* Led the team with 18 hit-by-pitches...Only one other player in the IL had more.
- Named by the organization as the Stripers' Player of the Month for July...Batted .306/.393/.708 (22-for-72) with nine home runs and 23 RBI in 22 games.

## CAREER HIGHS

Most Runs

**None**

Most Hits

**None**

Most Doubles

**None**

Most Triples

**None**

Most Home Runs

**None**

Most RBI

**None**

Most Walks

**1, 4/8/19, ATL at COL**

Most Stolen Bases

**None**

Longest Hitting Streak

**None**

*A* Had two two-homer games in a five-game span, 7/11 and 7/15...Drove in a single-game career most six runs in the first of those games, at Charlotte, part of a four-hit night.

- Finished the year tabbed by MLB.com as the Braves' No. 25 prospect.

## 2018

- Split the season between Triple-A Gwinnett and Double-A Mississippi, hitting a combined .201 with eight home runs and a .647 OPS in 99 games.
- Began the season with the M-Braves before joining the Stripers on 7/15...Hit .200 (45-for-225) with five home runs in 64 Double-A games.
- Finished the season with the Stripers, making his Triple-A debut on 7/16 vs. Indianapolis.
- Threw out 24 of 84 combined base stealers (28.6%).
- Added to the 40-man roster on 11/2.

## 2017

- Split the season between High-A Florida and Double-A Mississippi in his first season in the Braves organization...Earned mid-season All-Star honors while with the Fire Frogs...Also named by *Baseball America* as a High Class-A All-Star.
- Moved back behind the plate after playing the outfield during his time in Seattle's organization... Caught in high school.
- Combined to hit .267 (98-for-367) with a career-best 19 home runs and 65 RBI despite missing a month (5/19-6/19) with a left wrist sprain
- Played for Peoria in the Arizona Fall League... Named to the AFL All-Prospect team after hitting .263 with five home runs and 16 RBI in 20 games.

## 2016

- Played the full season with Single-A Clinton, where he led the team with 11 home runs.
- Named the Mariners No. 1 prospect by *Baseball America* heading into the season.

## 2015

- Split his second professional campaign between Single-A Clinton (4/9-5/18) and Short Season-A Everett, combining to bat .207 (56-for-271) in 76 games between the two clubs...Finished tied for the Northwest League lead with 12 HBP and tied for fifth with eight home runs.
- Named by MLB.com as the No. 28 overall prospect entering the 2015 season, the second-highest ranking for a player from the 2014 MLB First-Year Player Draft...Also rated by ESPN.com as the 59th overall prospect entering the 2015 season.

## AMATEUR

- Graduated from Rancho Bernardo High School in 2014, where *Baseball America* named him the High School Player of the Year for his senior season after he hit .400 with 11 home runs and 31 RBIs...Hit 47 career homers in high school to tie the San Diego section record...Entered the draft as the top position player according to *Baseball America* and the fourth-best prospect overall.

## TRANSACTIONS

- Selected by the Seattle Mariners in the first round (sixth overall) of the 2014 First-Year Player Draft; signed by Gary Patchett.
- Acquired by the Atlanta Braves along with a player to be named later (LHP Tyler Pike, December 9, 2016) from the Seattle Mariners in exchange for RHP Rob Whalen and RHP Max Povse on November 28, 2016.
- On Atlanta's 60-day injured list (left knee sprain) from September 5 to the end of the 2019 season.

## COMPLETE RECORD

Year	Club	AVG	G	AB	R	H	2B	3B	HR	RBI	SH	SF	HP	BB	SO	SB-CS	OBP	SLG	E
2014	AZL Mariners	.280	23	82	11	23	6	2	2	16	1	2	0	9	24	0-1	.344	.476	1
2015	Clinton	.157	28	108	10	17	6	0	0	13	0	1	6	6	35	1-1	.240	.213	3
	Everett	.239	48	163	31	39	11	1	8	25	0	1	12	21	61	2-4	.365	.466	2
2016	Clinton	.243	92	333	43	81	20	1	11	55	1	2	11	34	103	2-1	.332	.408	2
2017	Florida	.272	66	257	44	70	17	0	14	45	0	1	11	13	74	0-1	.333	.502	10
	Mississippi	.255	30	110	12	28	4	0	5	20	0	0	0	10	32	0-0	.317	.427	2
2018	Mississippi	.200	64	225	27	45	12	1	5	24	0	1	6	20	78	0-0	.282	.329	6
	Gwinnett	.204	35	108	15	22	11	2	3	17	0	2	3	12	42	0-0	.296	.426	6
2019	Gwinnett	.229	85	306	52	70	9	0	28	65	0	1	18	20	118	1-0	.313	.533	12
	Atlanta	.000	4	13	0	0	0	0	0	0	0	0	1	1	5	0-0	.133	.000	0
<b>Minor Totals</b>		<b>.233</b>	<b>471</b>	<b>1692</b>	<b>245</b>	<b>395</b>	<b>96</b>	<b>7</b>	<b>76</b>	<b>280</b>	<b>2</b>	<b>11</b>	<b>67</b>	<b>145</b>	<b>567</b>	<b>6-8</b>	<b>.317</b>	<b>.433</b>	<b>44</b>
<b>Major Totals</b>		<b>.000</b>	<b>4</b>	<b>13</b>	<b>0</b>	<b>0</b>	<b>0</b>	<b>0</b>	<b>0</b>	<b>0</b>	<b>0</b>	<b>0</b>	<b>1</b>	<b>1</b>	<b>5</b>	<b>0-0</b>	<b>.133</b>	<b>.000</b>	<b>0</b>





# LUKE JACKSON

# 77

## RIGHT-HANDED PITCHER

Full Name: **Luke Ray Jackson**

Bats: **Right**

Throws: **Right**

Height: **6-2**

Weight: **210**

DOB: **August 24, 1991**

Opening Day Age: **28**

Born: **Ft. Lauderdale, FL**

Resides: **Southwest Ranches, FL**

MLB Debut: **September 4, 2015** MLB Service Time: **3.019**

Acquired: **Trade with Texas, December 8, 2016**

Contract Status: **Signed through 2020**

## 2019

- Went 9-2 with a 3.84 ERA (31 ER/72.2 IP) in a career-high and team-most 70 games... Converted 18 of his 25 save chances after logging just one career save prior to 2019.
- Had nine wins out of the bullpen, the most by a Braves reliever since Mike Remlinger had 10 in 1999...His nine wins tied for fifth most by a Braves reliever since 1913.
- Per Statcast, had an average exit velocity of 87.9 mph and an expected batting average of just .207...Opponents officially batted .266 against him.
  - Opponents batted .388 against him on balls put in play...The major league average for BABIP was .298.
- Fanned 106 batters in 72.2 innings for a career-best 13.13 SO/9.0 IP ratio...Struck out the fifth-most batters out of the bullpen in baseball, and his 106 strikeouts tied for the fourth most by a Braves reliever in Atlanta franchise history (since 1966).
- Induced 107 ground balls on the season, and his 60.5 ground ball percentage was third highest in baseball (min. 70.0 IP).
  - Only Framber Valdez (62.6%) and Dallas Keuchel (61.0%) produced ground balls at a higher clip last season.
- Recorded his second consecutive two-inning save, 5/15 vs. STL...Became the first Braves closer with back-to-back two-inning saves since Hall of Famer John Smoltz in 2002.
- Allowed a grand slam to Philadelphia's Rhys Hoskins on Opening Day...In his final 69 games of the season, logged a 3.39 ERA (27 ER/71.2 IP).

## CAREER HIGHS

Most Innings Pitched

**4.0, 6/25/17, ATL vs. MIL**

Most Runs Allowed

**6, 2x, last: 8/16/17, ATL at COL**

Most Earned Runs Allowed

**6, 2x, last: 8/16/17, ATL at COL**

Most Hits Allowed

**6, 2x, last: 9/30/17, ATL at MIA**

Most Home Runs Allowed

**2, 8/16/17, ATL at COL**

Most Walks

**2, 13x, last: 8/6/19, ATL at MIN**

Most Strikeouts

**6, 8/11/17, ATL at STL**

Longest Winning Streak

**6 games, 7/5/19-present**

Longest Losing Streak

**2 games, 8/18-9/26/18**

## 2019 POSTSEASON

- Pitched in three games against St. Louis in the NLDS, logging a 10.13 ERA (3 ER/2.2 IP)...Struck out six.

## 2018

- In his second season in the Atlanta organization, split the year between the Braves and Triple-A Gwinnett.
- Had four different stints with Atlanta, going 1-2 with a 4.43 ERA (20 ER/40.2 IP) in 35 games out of the bullpen...Also collected his first career save.
- Began the season with the Stripers before joining the Braves, 4/4-4/15 and 5/6-5/8...Rejoined the club on 6/5 before being designated for assignment on 6/13...Elected free agency on 6/15 but returned to the Braves on a major league deal, 6/17...Remained with the club for the rest of the season.
- Struck out 46 batters in his 40.2 innings with Atlanta (10.18 SO/9.0 IP), and struck out 80 batters in 62.0 combined innings between the Braves and Triple-A Gwinnett.
- Allowed 23 hits and 12 runs, 10 earned, over his final 15 games (5.51 ERA/ 16.1 IP)...Compiled a 3.70 ERA (10 ER/24.1 IP) through his first 20 games.
- Finished with eight outings of at least 2.0 innings with a 1.86 ERA (4 ER/19.1 IP) with one save in those appearances...Threw a career-most 62 pitches over 3.0 innings, 7/3 at NYY.
- Earned his first career save on 6/5 at SD.
- Major league righties hit .284 (29-for-102) against him with all three of the home runs he allowed, while lefties batted .214 (12-for-56).

## 2017

- In his first season in the Braves organization, appeared in 43 games out of the bullpen for Atlanta, while also spending time with Triple-A Gwinnett.
- Also missed 12 games on the MLB disabled list with a right shoulder strain, 8/18-9/1.
- Began the season with the G-Braves in the starting rotation, before he was recalled to Atlanta on 4/14...Optioned to Triple-A on 4/19 before returning to the majors for the remainder of the season on 5/20.
- His 43 appearances were a career-high total...Had 15 games combined over two seasons with Texas.
- Allowed a run in just nine of his 43 appearances...Surrendered a career high-tying six runs on 8/16 at COL.
- Won his first major league game, 5/23 vs. PIT...Retired the only batter he faced on one pitch to earn a 6-5 win.

- Fanned a career-high six batters over 2.1 innings of relief, 8/11 at StL...Became the first Atlanta reliever to tally six strikeouts in an appearance since Cristhian Martinez on 7/26/11 vs. PIT, and the first to do so in 2.1 innings or fewer since Mike Bielecki on 8/3/96 at LAD.
- Went a career-long 4.0 innings, 6/25 vs. MIL...Allowed just two hits over the scoreless outing to become the first Braves reliever to go as long in a scoreless relief outing since Freddy Garcia tossed 4.2 shutout innings out of the bullpen on 9/1/13 vs. MIA.

## 2016

- Split the season between Texas, the 15-day disabled list and the minor leagues, appearing in eight games for the Rangers.
- Also played with Double-A Frisco and Triple-A Round Rock.
- Began the year on the 15-day DL with back stiffness...Reinstated on 4/13 and optioned that day to Round Rock.
- Returned to Texas on 5/16 until returning to Round Rock on 6/9...Also up from 6/22-7/3.
- Spent the remainder of the season with Frisco...For the minor league season, compiled a 1-1 record and a 3.69 ERA (19 ER/46.1 IP) in 36 games out of the bullpen...Also had three saves.

## 2015

- Made his MLB debut after spending the majority of the season with Triple-A Round Rock.
- Pitched 0.2 innings at LAA on 9/4 in his MLB debut...Allowed two runs, earned, and two hits.
- Began the season in the Round Rock rotation before moving to the bullpen for his final 34 games...Went 0-2 with a 3.68 ERA (21 ER/47.0 IP) as a reliever.

## 2014

- Named a Texas League All-Star after going 8-2 with a 3.02 ERA in 15 games, 14 starts for Double-A Frisco...Also pitched with Triple-A Round Rock.

## 2013

- Split the year between Double-A Frisco and Single-A Myrtle Beach, earning the Nolan Ryan Minor League Pitcher of Year award.
- Named a Carolina League All-Star after going 9-4 with a 2.41 ERA (27 ER/101.0 IP) in 19 starts for the Pelicans.

## 2012

- Tossed his only professional complete game for Single-A Hickory in his last start for the Crawdads...Went 5.0 innings to suffer a 4-0 loss in a rain-shortened game.
- Finished the season with Single-A Myrtle Beach.

## 2011

- Made his professional debut with single-A Hickory.
- Allowed four runs in 4.0 innings his debut at Rome on 5/20.

## AMATEUR

- Selected out of Calvary Christian High School in Fort Lauderdale, Fla., after going 8-0 with a 0.90 ERA his senior year, compiling 87 strikeouts with three shutouts and two saves...Added two home runs and 21 RBI at the plate.

## PERSONAL

- His father, Edward, played football at Florida State, while his mother, Kim, ran track at University of Louisville.
- Played soccer and football in his youth and did not begin pitching until the ninth grade.

## TRANSACTIONS

- Selected by the Texas Rangers in the supplemental round (45th overall) of the 2010 First-Year Player Draft...Signed by Juan Alvarez.
- On Texas disabled list (back stiffness) from March 25 to April 13, 2016; included injury rehabilitation assignment to Round Rock (AAA).
- Acquired by the Atlanta Braves from the Texas Rangers in exchange for RHP Tyrell Jenkins and RHP Brady Feigl on December 8, 2016.
- On Atlanta disabled list (right shoulder strain) from August 18 to September 1.
- Signed by the Atlanta Braves to a one-year contract on June 17, 2018.

## COMPLETE RECORD

Year	Club	W-L	ERA	G	GS	CG	SHO	SV	IP	H	R	ER	HR	HB	BB	SO	WP	BK
2011	Hickory	5-6	5.64	19	19	0	0	0	75.0	83	57	47	9	4	48	78	12	1
2012	Hickory	5-5	4.92	13	13	1	0	0	64.0	63	37	35	4	5	33	72	5	1
	Myrtle Beach	5-2	4.39	13	13	0	0	0	65.2	67	35	32	2	4	32	74	4	0
2013	Myrtle Beach	9-4	2.41	19	19	0	0	0	101.0	79	30	27	6	3	47	104	6	0
	Frisco	2-0	0.67	6	4	0	0	0	27.0	13	2	2	0	0	12	30	3	0
2014	Frisco	8-2	3.02	15	14	0	0	1	83.1	58	28	28	5	4	24	83	8	1
	Round Rock	1-3	10.35	11	10	0	0	0	40.0	56	49	46	9	2	28	43	2	0
2015	Round Rock	2-3	4.34	39	5	0	0	0	66.1	62	37	32	3	1	35	79	11	0
	Texas	0-0	4.26	7	0	0	0	0	6.1	5	3	3	1	0	2	6	1	0
2016	Round Rock	1-0	2.45	16	0	0	0	2	22.0	13	7	6	2	1	15	27	1	0
	Texas	0-0	10.80	8	0	0	0	0	11.2	22	14	14	4	0	8	3	0	0
	Frisco	0-1	4.81	20	0	0	0	1	24.1	27	18	13	4	2	17	32	5	0
2018	Atlanta	1-2	4.43	35	0	0	0	1	40.2	41	22	20	3	2	21	46	6	1
	Gwinnett	2-1	1.69	10	1	0	0	0	21.1	11	5	4	0	0	10	34	6	0
2019	Atlanta	9-2	3.84	70	0	0	0	18	72.2	76	34	31	10	2	26	106	3	0
<b>Minor Totals</b>		<b>40-30</b>	<b>4.23</b>	<b>190</b>	<b>102</b>	<b>1</b>	<b>0</b>	<b>5</b>	<b>614.1</b>	<b>558</b>	<b>322</b>	<b>289</b>	<b>46</b>	<b>26</b>	<b>317</b>	<b>679</b>	<b>65</b>	<b>3</b>
<b>A.L. Totals</b>		<b>0-0</b>	<b>8.5</b>	<b>15</b>	<b>0</b>	<b>0</b>	<b>0</b>	<b>0</b>	<b>18.0</b>	<b>27</b>	<b>17</b>	<b>17</b>	<b>5</b>	<b>0</b>	<b>10</b>	<b>9</b>	<b>1</b>	<b>0</b>
<b>Major Totals</b>		<b>12-4</b>	<b>4.65</b>	<b>163</b>	<b>0</b>	<b>0</b>	<b>0</b>	<b>19</b>	<b>182.0</b>	<b>199</b>	<b>99</b>	<b>94</b>	<b>22</b>	<b>8</b>	<b>76</b>	<b>194</b>	<b>14</b>	<b>1</b>

## DIVISION SERIES RECORD

Year	Club, Opp	W-L	ERA	G	GS	CG	SHO	SV	IP	H	R	ER	HR	HP	BB	SO	WP	BK
2019	Atl. vs. Stl.	0-0	10.13	3	0	0	0	0	2.2	6	4	3	1	1	2	6	0	0

## MAJOR LEAGUE FIELDING RECORD

Position	PCT	G	PO	A	E	TC	DP
Pitcher	.875	163	5	16	3	24	2

**NON-ROSTER INVITEE**

# GREYSON JENISTA

# 74

## OUTFIELDER

Full Name: **Greyson Douglas Jenista**Bats: **Left**Throws: **Right**Height: **6-4**Weight: **210**DOB: **December 7, 1996**Opening Day Age: **23**Born: **Lawrence, KS**Resides: **Eudora, KS**MLB Debut: **None**MLB Service Time: **0.000**Acquired: **Braves' second-round pick (49th overall) in 2018**Contract Status: **Signed through 2020**

## 2019

- In his first full professional season, split the campaign between High-A Florida and Double-A Mississippi, batting .233/.318/.349 (99-for-424) with nine home runs, 55 RBI and 42 runs scored in 130 games...Also walked 54 times, the sixth most among Atlanta farmhands.
- Began the season with Florida before being transferred to Mississippi on 6/6 and spending the rest of the season with the M-Braves.
- Named by the organization as Mississippi's Player of the Month for July...In 26 games, batted .333/.402/.481 (27-for-81), leading the club in each of those three categories...Hit three home runs and drove in 12.
- Played in the Arizona Fall League with the Scottsdale Scorpions...Hit .214 (9-for-42) with two doubles and three RBI in 12 games.
- Finished the season tabbed by MLB.com as the Braves' No. 11 prospect.

## 2018

- Split his debut season between Rookie-Advanced Danville, Single-A Rome and High-A Florida, and combined to bat .265 (59-for-223) in 61 total games.
- Made his professional debut with Danville on 6/19 vs. Pulaski.
- Collected his first two hits the next day, going 2-for-4 vs. Pulaski.
- Hit his first professional home run, 6/23 at Princeton.

## AMATEUR

- Selected by Atlanta with the 49th overall pick in the draft out of Wichita State, where he batted .318 (192-for-604) in 171 career games.
- Was named MVP of the 2017 Cape Cod League.
- Entered the draft named by *Baseball America* as the No. 29 prospect overall.

## TRANSACTIONS

- Selected by the Atlanta Braves in the second round (49th overall) of the 2018 First-Year Player Draft...Signed by Nate Dion.

## COMPLETE RECORD

Year	Club	AVG	G	AB	R	H	2B	3B	HR	RBI	SH	SF	HP	BB	SO	SB-CS	OBP	SLG	E
2018	Danville	.250	10	40	10	10	1	0	3	7	1	0	0	6	9	0-1	.348	.500	0
	Rome	.333	32	117	20	39	5	3	1	23	0	3	0	10	17	4-1	.377	.453	3
	Florida	.152	19	66	3	10	3	1	0	4	0	1	0	7	15	0-0	.230	.227	0
2019	Florida	.223	56	202	24	45	14	1	4	29	0	2	0	27	70	1-4	.312	.361	1
	Mississippi	.243	74	222	18	54	4	1	5	26	0	5	2	27	75	2-4	.324	.338	1
<b>Minor Totals</b>		<b>.244</b>	<b>191</b>	<b>647</b>	<b>75</b>	<b>158</b>	<b>27</b>	<b>6</b>	<b>13</b>	<b>89</b>	<b>1</b>	<b>11</b>	<b>2</b>	<b>77</b>	<b>186</b>	<b>7-10</b>	<b>.322</b>	<b>.365</b>	<b>5</b>

**NON-ROSTER INVITEE**

# CONNOR JOHNSTONE

# 89

## RIGHT-HANDED PITCHER

Full Name: **Jeffrey Connor Burns Johnstone**Bats: **Right**Throws: **Right**Height: **6-1**Weight: **195**DOB: **October 4, 1994**Opening Day Age: **25**Born: **San Diego, CA**Resides: **Atlanta, GA**MLB Debut: **None**MLB Service Time: **0.000**Acquired: **Braves' 21st-round pick in 2017**Contract Status: **Signed through 2020**

## 2019

- In 35 appearances, seven starts, between Double-A Mississippi and Triple-A Gwinnett, went 7-4 with a 4.24 ERA (43 ER/91.1 IP), 27 walks and 57 strikeouts.
- All seven of his starts came with Mississippi... Went 2-2 with a 3.96 ERA (16 ER/36.1 IP) with eight walks and 20 strikeouts in those games.
- Made Gwinnett's Opening Day roster...Pitched in four games before being transferred to Mississippi...Appeared in three other games with the Strippers, all in June.
- After the season, played in the Arizona Fall League...In six appearances with the Scottsdale Scorpions, all starts, had a 3.27 ERA (8 ER/22.0 IP) with four walks and 19 strikeouts...Tied for the team high in starts and wins (2), while ranking second in innings pitched (22.0).

## 2018

- Combined to go 3-3 with a 3.30 ERA (32 ER/87.1 IP) in 30 games (12 starts) between High-A Florida, Double-A Mississippi and Triple-A Gwinnett.

- His 3.30 ERA ranked ninth-best among Atlanta farmhands with at least 75.0 innings.

## AMATEUR

- Was a four-year starter at Wake Forest University.
  - Was a Second Team All-ACC selection in his senior year...Completed the fifth undefeated season in school history that year (min. seven decisions) after going 8-0 with a 3.61 ERA.
- Played baseball at Roswell High School, 20 miles north of Truist Park...Had a 1.97 ERA in 2012 and was named a First Team All-Region.

## TRANSACTIONS

- Selected by the Atlanta Braves in the 21st round of the 2017 First-Year Player Drafted...Signed by Hugh Buchanan.

## COMPLETE PITCHING RECORD

Year	Club	W-L	ERA	G	GS	CG	SHO	SV	IP	H	R	ER	HR	HB	BB	SO	WP	BK
2017	Danville	1-1	5.4	3	3	0	0	0	10.0	10	6	6	2	0	1	12	2	0
2018	Florida	1-3	2.81	18	6	0	0	2	48.0	38	15	15	2	0	11	44	1	0
	Mississippi	0-0	3.12	7	2	0	0	0	17.1	18	7	6	2	1	8	12	0	0
	Gwinnett	2-0	4.5	5	4	0	0	0	22.0	23	12	11	5	1	7	15	0	0
2019	Gwinnett	2-0	4.97	7	0	0	0	0	12.2	14	8	7	1	1	6	7	1	0
	Mississippi	5-4	4.12	28	7	0	0	1	78.2	93	38	36	4	2	21	50	8	0
<b>Minor Totals</b>		<b>11-8</b>	<b>3.86</b>	<b>68</b>	<b>22</b>	<b>0</b>	<b>0</b>	<b>3</b>	<b>188.2</b>	<b>196</b>	<b>86</b>	<b>81</b>	<b>16</b>	<b>5</b>	<b>54</b>	<b>140</b>	<b>12</b>	<b>0</b>

**NON-ROSTER INVITEE**

# SEAN KAZMAR JR.

**76****INFIELDER**Full Name: **Sean Frank Kazmar, Jr.**Bats: **Right**Throws: **Right**Height: **5-10**Weight: **185**DOB: **August 5, 1984**Opening Day Age: **35**Born: **Valdosta, GA**Resides: **Goodyear, AZ**MLB Debut: **August 13, 2008**MLB Service Time: **0.048**Acquired: **Signed to a minor-league contract, October 7, 2019**Contract Status: **Signed through 2020****2019**

- Played his seventh consecutive season with the Stripers and hit .270 (103-for-381) with 12 home runs and 61 RBI in 108 games.
  - ▲ Spent time defensively at all four infield positions, playing 69 games at first base, 19 at second base, six at third base and six at shortstop...Made three relief appearances, the first pitching appearances of his 15-year career...Did not allow a run in 3.0 innings.
- Ranks first in Gwinnett franchise history in games played (667), at-bats (2,310), hits (620), total bases (882), doubles (127), runs scored (279) and RBI (270)...Is second in triples (12) and fourth in home runs (37).
- Had two five-hit games, 6/14 at Syracuse and 8/28 against Norfolk, the third and fourth such games of his career.

**2018**

- Played his sixth consecutive season with Triple-A Gwinnett and batted .254/.296/.314 in 99 games.

**2017**

- Named by Triple-A Gwinnett as the team's Co-Most Valuable Player (with Ozzie Albies) after batting .284/.310/.416 over 99 games.

**2016**

- Played his fourth consecutive campaign and was named the G-Braves' "Most Competitive Player" for 2016, his third consecutive year winning the award (2014, 2015).
- Collected an IL-leading eight RBI in the playoffs in helping Gwinnett advance to the Governors' Cup Championship Series.

**CAREER HIGHS**

Most Runs

**1, 2x, last: 9/19/08, SD at WSH**

Most Hits

**3, 9/7/08, SD at MIL**

Most Doubles

**1, 9/7/08, SD at MIL**

Most Triples

**None**

Most Home Runs

**None**

Most RBI

**1, 2x, last: 9/7/08, SD at MIL**

Most Walks

**1, 5x, last: 9/20/08, SD at WSH**

Most Stolen Bases

**None**

Longest Hitting Streak

**2, 2x, last: 9/16-17/08**

- On 9/10 vs. Columbus, he matched the Gwinnett playoff record for hits in a game with four (4-for-4, HR, R, 2 RBI).

**2015**

- Completed his third season in the Atlanta organization and his third with Triple-A Gwinnett, batting .280 (111-for-397) in 106 games.
- Established a new career high with six triples.

- Opened the season batting .270 (58-for-215) in 58 games prior to the All-Star break, before batting .291 (53-for-182) in 48 games after the break to close the season.

## 2014

- Played his second consecutive season with Gwinnett, hitting .297 (69-for-232) with 34 runs, 18 doubles, one triple, four home runs, 34 RBI and a pair of steals in 67 games.
- Honored with the Gwinnett Braves' "Most Competitive Player Award" for 2014.

## 2008

- Made his MLB debut on 8/13 with San Diego... Started at shortstop and collected a hit in his first at-bat, a single to left field off CC Sabathia (MIL).

## PERSONAL

- He and his wife, Jennifer, have one son, Sean III.

## COMPLETE RECORD

Year	Club	AVG	G	AB	R	H	2B	3B	HR	RBI	SH	SF	HP	BB	SO	SB-CS	OBP	SLG	E
2004	Eugene	.252	65	274	29	69	13	3	6	27	1	0	1	9	55	6-0	.278	.387	23
	Fort Wayne	.217	5	23	5	5	3	0	0	2	0	0	2	1	6	0-0	.308	.348	4
2005	Fort Wayne	.267	125	469	47	125	26	0	10	48	2	3	1	44	69	7-4	.329	.386	17
2006	Lake Elsinore	.250	133	540	86	135	19	5	13	72	5	6	2	63	80	10-1	.327	.376	22
2007	San Antonio	.208	78	269	30	56	10	2	6	33	0	3	3	24	46	6-1	.278	.327	13
	Lake Elsinore	.284	47	201	27	57	20	0	3	24	2	0	3	16	27	4-1	.345	.428	6
2008	San Antonio	.264	111	382	53	101	21	3	3	39	6	4	3	38	66	7-4	.333	.359	18
	San Diego	.205	19	39	2	8	1	0	0	2	1	1	0	5	14	0-0	.289	.231	1
2009	Portland	.235	114	366	40	86	14	0	5	46	3	3	2	37	59	8-2	.306	.314	13
2010	Portland	.275	130	499	70	137	23	3	8	53	2	4	3	37	81	7-2	.326	.381	16
2011	Tacoma	.253	127	462	50	117	29	3	3	45	8	7	6	36	68	7-6	.311	.348	28
2012	Binghamton	.236	57	195	23	46	9	2	4	21	1	1	3	13	27	0-2	.292	.364	12
	Buffalo	.138	11	29	2	4	1	0	0	2	3	0	0	1	10	0-0	.167	.172	5
2013	Gwinnett	.228	95	272	26	62	17	1	1	29	4	1	1	18	40	8-4	.277	.309	13
2014	Gwinnett	.297	67	232	34	69	18	1	4	34	3	4	1	19	28	2-2	.348	.435	3
2015	Gwinnett	.280	106	397	53	111	25	6	3	38	0	5	5	17	39	3-0	.314	.395	5
2016	Gwinnett	.263	93	327	35	86	16	1	5	37	1	2	1	16	52	1-5	.298	.364	4
2017	Gwinnett	.284	99	363	41	103	15	0	11	45	1	3	3	12	40	5-1	.310	.416	10
2018	Gwinnett	.254	99	338	35	86	15	1	1	26	1	5	8	14	38	3-2	.296	.314	9
2019	Gwinnett	.270	108	381	55	103	21	2	12	61	0	5	6	32	56	1-1	.333	.430	3
<b>Minor Totals</b>		<b>.259</b>	<b>1670</b>	<b>6019</b>	<b>741</b>	<b>1558</b>	<b>315</b>	<b>33</b>	<b>98</b>	<b>682</b>	<b>43</b>	<b>56</b>	<b>54</b>	<b>447</b>	<b>887</b>	<b>85-38</b>	<b>.313</b>	<b>.371</b>	<b>224</b>
<b>Major Totals</b>		<b>.205</b>	<b>19</b>	<b>39</b>	<b>2</b>	<b>8</b>	<b>1</b>	<b>0</b>	<b>0</b>	<b>2</b>	<b>1</b>	<b>1</b>	<b>0</b>	<b>5</b>	<b>14</b>	<b>0-0</b>	<b>.289</b>	<b>.231</b>	<b>1</b>

## MAJOR LEAGUE FIELDING RECORD

Position	PCT	G	PO	A	E	TC	DP
Second Base	1.000	2	2	2	0	4	1
Shortstop	.980	15	26	24	1	51	5

## TRANSACTIONS

- Selected by the San Diego Padres in the fifth round of the 2004 First-Year Player Draft...Signed by Anup Sinha.
- Signed by the New York Mets to a minor-league contract on January 10, 2012.
- Signed by the Atlanta Braves to a minor-league contract on January 10, 2013.
- Signed by the Atlanta Braves to a minor-league contract on October 10, 2013.
- Signed by the Atlanta Braves to a minor-league contract on November 17, 2014.
- Signed by the Atlanta Braves to a minor-league contract on December 23, 2015.
- Signed by the Atlanta Braves to a minor-league contract on November 17, 2016.
- Signed by the Atlanta Braves to a minor-league contract on November 16, 2017.
- Signed by the Atlanta Braves to a minor-league contract on October 18, 2018.
- Signed by the Atlanta Braves to a minor-league contract on October 7, 2019.

**NON-ROSTER INVITEE**

# PETE KOZMA

# 48

## INFIELDER

Full Name: **Peter M. Kozma**Bats: **Right**Throws: **Right**Height: **6-0**Weight: **190**DOB: **April 11, 1988**Opening Day Age: **31**Born: **Tulsa, OK**Resides: **Broken Arrow, OK**MLB Debut: **May 18, 2011**MLB Service Time: **3.094**Acquired: **Signed to a minor-league contract, November 19, 2019**Contract: **Signed through 2020**

## 2019

- Spent the entire season with Triple-A Toledo and hit .263 (73-for-278) with seven home runs, 51 RBI and 44 runs scored in 88 games.
  - A* In 40 games after the All-Star break, hit .293/.377/.481 (39-for-133) with five home runs and 18 RBI.
  - A* Had a .977 OPS against left-handed pitching with twice as many walks (12) as strikeouts (6)...Had a .398 on-base percentage in these situations with a .580 slugging percentage.

- Had appearances at five different positions... Spent the majority of his time at second base (59 games, 465.1 inn.)...Also played shortstop (24 games, 197.0 inn.), first base (four games, 30.2 inn.), third base (four games, 29.1 inn.) and pitched in relief (one game, 2.0 IP)...Had four total errors in 350 chances (0.989).
- Missed a week of action with a right wrist sprain... Was sidelined from 6/4-11.

## CAREER HIGHLIGHTS

- Has appeared in 341 games across parts of seven major league seasons...Played for St. Louis (2011-15), New York-AL (2017), Texas (2017) and Detroit (2018).
  - A* Has appeared defensively at every infield position, including 235 games at shortstop (162 starts)...Has also played in 43 games at second base (17 starts), 34 at third base (15 starts) and five at first base... Additionally, has appeared in two games in left field.
- Has played in 29 career postseason games (25 starts), all with St. Louis (2012-14), hitting .171/.292/.244 (14-for-82) with one home run and nine RBI.

## CAREER HIGHS

Most Runs

**2, 8x, last: 5/9/18, DET at TEX**

Most Hits

**4, 5/26/13, STL at LAD**

Most Doubles

**3, 5/26/13, STL at LAD**

Most Triples

**1, 4x, last: 9/22/18, DET at KC**

Most Home Runs

**1, 5x, last: 5/9/18, DET at TEX**

Most RBI

**3, 3x, last: 6/7/13, STL at CIN**

Most Walks

**2, 6x, last: 9/27/13, STL at CHC**

Most Stolen Bases

**1, 8x, last: 10/2/15, STL at ATL**

Longest Hitting Streak

**7 games, 4/21-28/13**

- A* Was the Cardinals' starting shortstop for all 13 games in their 2012 playoff run...Hit a tie-breaking, two-run single in the top of the ninth inning of St. Louis' NLDS-clinching Game 5 win at Washington... Finished that series with five RBI, a St. Louis rookie record for the Division Series. Also played in 14 postseason games for the N.L. champion Cardinals in 2013...St. Louis lost to Boston in the World Series.



- Hit a home run in his first at-bat as a member of Detroit on 5/9/18 at Texas...It was his first major league homer since 5/21/17, when he homered at Detroit as a member of the Rangers.
- Recorded at least one RBI in each of his first five games with Detroit (six total), the longest streak to begin a Tigers tenure since 1B Dale Alexander had seven straight games with at least one RBI in 1929.
- Played in a career-high 143 games in 2013 with the Cardinals...Led National League shortstops that year with 98 double plays turned and ranked second with a .984 fielding percentage, committing only nine errors in 569 total chances.

▲ Ranked second among major league rookies that season in games played and was fifth in walks (34).

- Had a straight steal of home on 9/23/12 at Chicago-NL...It was St. Louis' first such steal since OF Kerry Robinson in 2002.
- Made his major league debut with St. Louis on 5/18/11 vs. Houston, hitting a pinch-hit RBI double off RH Bud Norris in his first career plate appearance.

## MINOR LEAGUE HIGHLIGHTS

- Has played in 1,100 career minor league games, batting .234/.305/.340 (900-for-3,842) with 58 home runs and 444 RBI.
  - ▲ Has appeared at every defensive position except for catcher and center field...Spent most of his time at shortstop, playing 802 games (782 starts).
- Selected as a Midwest League Mid-Season All-Star in 2008 with Quad Cities...Hit .273/.358/.382 (60-for-220) in 59 games prior to the break.

- Named a Texas League Mid-Season All-Star in 2009 with Springfield.
- Twice tabbed as the Texas League Player of the Week with St. Louis' Double-A affiliate.
  - ▲ First won the award in 2009, for the period ending 6/14 after hitting .455/.458/.864 with six extra-base hits and six RBI in seven games.
  - ▲ Also won the honor in 2010, for the period ending 5/9...Batted .355/.355/.645 with two home runs and 10 RBI.

## AMATEUR

- Named an All-American at Owasso (OK) High School...Had a three-homer game in the Oklahoma state 6-A playoffs...Helped Owasso to a state title, hitting a solo home run in the championship game, the only run of a 1-0 win.

## TRANSACTIONS

- Selected by the St. Louis Cardinals in the first round (18th overall) of the 2007 First-Year Player Draft.
- Signed by the New York Yankees to a minor-league contract on November 30, 2015.
- Signed by the New York Yankees to a minor-league contract on October 14, 2016.
- Claimed off waivers by the Texas Rangers from the New York Yankees on April 30, 2017.
- Signed by the Detroit Tigers to a minor-league contract on January 3, 2018.
- Signed by the Detroit Tigers to a minor-league contract on November 1, 2018.
- Signed by the Atlanta Braves to a minor-league contract on November 19, 2019.

## 2019 HITTING STREAKS OF 10 OR MORE GAMES

Player	Dates	Games	Avg. (H-AB)	HR	RBI
Josh Donaldson	July 29 - August 8	11	.333 (13-39)	3	6
Dansby Swanson	April 28 - May 8	11	.300 (12-40)	1	4
Ronald Acuna Jr.	July 31 - August 9	10	.383 (18-47)	7	15
Ronald Acuna Jr.	July 3 - July 16	10	.268 (11-41)	3	3
Josh Donaldson	June 11 - June 21	10	.405 (17-42)	6	11
Dansby Swanson	May 17 - May 28	10	.304 (14-46)	4	9

# COMPLETE RECORD

Year	Club	AVG	G	AB	R	H	2B	3B	HR	RBI	SH	SF	HP	BB	SO	SB-CS	OBP	SLG	E
2007	Johnson City	.264	30	106	16	28	8	0	2	9	0	0	2	12	21	3-2	.350	.396	12
	GCL Cardinals	.154	4	13	4	2	0	0	0	0	0	0	0	2	2	0-0	.267	.154	1
	Batavia	.148	8	27	1	4	0	1	0	2	0	0	0	1	7	1-1	.179	.222	9
2008	Quad Cities	.284	99	377	58	107	20	4	5	40	1	6	5	45	69	12-5	.363	.398	18
	Palm Beach	.130	24	77	4	10	4	0	0	10	3	3	1	10	27	0-1	.231	.182	4
2009	Palm Beach	.315	18	73	8	23	5	0	0	8	0	2	1	8	16	1-0	.381	.384	9
	Springfield	.216	113	407	52	88	15	3	6	37	4	5	1	42	88	4-2	.288	.312	25
2010	Springfield	.243	132	503	69	122	28	2	13	72	7	3	1	56	111	13-2	.318	.384	34
2011	Memphis	.214	112	398	48	85	17	2	3	47	5	6	3	36	91	2-2	.280	.289	14
	St. Louis	.176	16	17	2	3	1	0	0	1	1	0	0	4	4	0-0	.333	.235	0
2012	Memphis	.232	131	448	61	104	16	3	11	63	4	7	0	41	74	7-4	.292	.355	17
	St. Louis	.333	26	72	11	24	5	3	2	14	1	2	0	7	19	2-0	.383	.569	3
2013	St. Louis	.217	143	410	44	89	20	0	1	35	1	3	0	34	91	3-1	.275	.273	9
2014	St. Louis	.304	14	23	4	7	3	0	0	0	0	0	0	3	4	0-0	.385	.435	0
	Memphis	.248	117	379	59	94	23	0	8	54	7	3	7	41	61	10-7	.330	.372	15
2015	St. Louis	.152	76	99	15	15	0	0	0	2	1	0	1	10	21	3-1	.236	.152	4
2016	Scranton/WB	.209	130	445	48	93	19	0	2	32	3	3	6	31	91	11-4	.268	.265	15
2017	New York (AL)	.111	11	9	2	1	0	0	0	0	0	0	0	1	2	0-0	.200	.111	1
	Texas	.111	28	36	4	4	0	0	1	2	1	0	2	2	18	0-1	.200	.194	2
	Round Rock	.300	11	40	8	12	4	0	0	2	0	0	0	2	8	1-0	.333	.400	0
2018	Toledo	.203	83	271	23	55	18	2	1	17	0	3	3	19	52	6-1	.260	.295	3
	Detroit	.217	27	69	7	15	4	1	1	8	1	1	0	2	15	0-1	.236	.348	0
2019	Toledo	.263	88	278	44	73	17	2	7	51	1	7	4	32	49	2-0	.340	.414	4
<b>Minor Totals</b>		<b>.234</b>	<b>1100</b>	<b>3842</b>	<b>503</b>	<b>900</b>	<b>194</b>	<b>19</b>	<b>58</b>	<b>444</b>	<b>35</b>	<b>48</b>	<b>34</b>	<b>378</b>	<b>767</b>	<b>73-31</b>	<b>.305</b>	<b>.340</b>	<b>180</b>
<b>A.L. Totals</b>		<b>.175</b>	<b>66</b>	<b>114</b>	<b>13</b>	<b>20</b>	<b>4</b>	<b>1</b>	<b>2</b>	<b>10</b>	<b>2</b>	<b>1</b>	<b>2</b>	<b>5</b>	<b>35</b>	<b>0-2</b>	<b>.221</b>	<b>.281</b>	<b>3</b>
<b>N.L. Totals</b>		<b>.222</b>	<b>275</b>	<b>621</b>	<b>76</b>	<b>138</b>	<b>29</b>	<b>3</b>	<b>3</b>	<b>52</b>	<b>4</b>	<b>5</b>	<b>1</b>	<b>58</b>	<b>139</b>	<b>8-2</b>	<b>.288</b>	<b>.293</b>	<b>16</b>
<b>Major Totals</b>		<b>.215</b>	<b>341</b>	<b>735</b>	<b>89</b>	<b>158</b>	<b>33</b>	<b>4</b>	<b>5</b>	<b>62</b>	<b>6</b>	<b>6</b>	<b>3</b>	<b>63</b>	<b>174</b>	<b>8-4</b>	<b>.278</b>	<b>.291</b>	<b>19</b>

## WILD CARD RECORD

Year	Club, Opp.	AVG	G	AB	R	H	2B	3B	HR	RBI	SH	SF	HP	BB	SO	SB	CS	E
2012	Stl. vs. Atl.	.000	1	4	1	0	0	0	0	0	0	0	0	0	2	0	0	0

## DIVISION SERIES RECORD

Year	Club, Opp.	AVG	G	AB	R	H	2B	3B	HR	RBI	SH	SF	HP	BB	SO	SB	CS	E
2012	Stl. vs. Wsh	.250	5	16	4	4	1	0	1	5	0	0	1	5	5	0	0	1
2013	Stl. vs. Pit.	.400	4	10	1	4	1	0	0	1	0	0	0	1	2	1	0	1
2014	Stl. vs. LAD	.000	2	5	0	0	0	0	0	0	0	0	0	0	3	0	0	0
<b>D.S. Totals</b>		<b>.258</b>	<b>11</b>	<b>31</b>	<b>5</b>	<b>8</b>	<b>2</b>	<b>0</b>	<b>1</b>	<b>6</b>	<b>0</b>	<b>0</b>	<b>1</b>	<b>6</b>	<b>10</b>	<b>1</b>	<b>0</b>	<b>2</b>

## LEAGUE CHAMPIONSHIP SERIES RECORD

Year	Club, Opp.	AVG	G	AB	R	H	2B	3B	HR	RBI	SH	SF	HP	BB	SO	SB	CS	E	
2012	Stl. vs. SF	.227	7	22	3	5	1	0	0	2	0	0	0	3	7	1	1	2	
2013	Stl. vs. LAD	.067	6	15	1	1	0	0	0	1	0	0	1	3	4	0	0	0	
2014	Stl. vs. SF	Did Not Play																	
<b>C.S. Totals</b>		<b>.162</b>	<b>13</b>	<b>37</b>	<b>4</b>	<b>6</b>	<b>1</b>	<b>0</b>	<b>0</b>	<b>3</b>	<b>0</b>	<b>0</b>	<b>1</b>	<b>6</b>	<b>11</b>	<b>1</b>	<b>1</b>	<b>2</b>	

## WORLD SERIES RECORD

Year	Club, Opp.	AVG	G	AB	R	H	2B	3B	HR	RBI	SH	SF	HP	BB	SO	SB	CS	E
2013	Stl. vs. Bos	.000	4	10	1	0	0	0	0	0	1	0	0	0	1	1	0	2

## MAJOR LEAGUE FIELDING RECORD

Position	PCT	G	PO	A	E	TC	DP
Shortstop	.981	235	229	562	15	806	132
Second Base	.991	43	49	62	1	112	22
Third Base	.967	34	16	43	2	61	1
First Base	.889	5	8	0	1	9	1
Left Field	1.000	2	3	0	0	3	0



NON-ROSTER INVITEE

# SHEA LANGELIERS

88

## CATCHER

Full Name: **Shea Ryan Langeliers**Bats: **Right**Throws: **Right**Height: **6-0**Weight: **205**DOB: **November 18, 1997**Opening Day Age: **22**Born: **Portland, OR**Resides: **Keller, TX**MLB Debut: **None**MLB Service Time: **0.000**Acquired: **Braves' first-round pick (9th overall) in 2019**Contract Status: **Signed through 2020**

\*\*\*\*\*

**MLB.COM'S 2020  
TOP 100 PROSPECTS LIST**

# 70

\*\*\*\*\*

## 2019

- In his first professional season, played in 54 games, all with Single-A Rome...Finished the year strong by hitting .435/.447/.522 over his final 11 games...Had two four-hit games in that stretch.
- Threw out 41.0 percent of would-be basestealers (16-of-39).
- Named by *Baseball America* as the best "Defensive Catcher" in Atlanta's organization.
- Tabbed by MLB.com as the Braves' No. 5 prospect.
- Became the first catcher taken by Atlanta with its top overall selection in a draft since 1989, when the Braves took Tyler Houston second overall.

## AMATEUR

- Played collegiately at Baylor University for three seasons.
- Was a unanimous First-Team All-Big 12 selection in 2019...Was also one of 14 semifinalists for the Buster Posey National Collegiate Catcher of the Year award that year...Threw out 14-of-25 (56 percent) would-be basestealers.
- Set an NCAA Tournament record in 2019 with 11 RBI in the Bears' second game of the regional, 6/1 vs. University of Nebraska Omaha.
- In 2018, was named the Rawlings/ABCA Gold Glove Winner at his position.

## TRANSACTIONS

- Selected by the Atlanta Braves in the first round (9th overall) of the 2019 First-Year Player Draft... Signed by Darin Vaughan.

## COMPLETE RECORD

Year	Club	AVG	G	AB	R	H	2B	3B	HR	RBI	SH	SF	HP	BB	SO	SB-CS	OBP	SLG	E
2019	Rome	.255	54	216	27	55	13	0	2	34	0	4	2	17	55	0-0	.310	.343	3
Minor Totals		.255	54	216	27	55	13	0	2	34	0	4	2	17	55	0-0	.310	.343	3



**NON-ROSTER INVITEE**

# JACK LOPEZ

**90**

## INFIELDER

Full Name: **Jack Henry Lopez**

Bats: **Right**

Throws: **Right**

Height: **5-10**

Weight: **160**

DOB: **December 16, 1992**

Opening Day Age: **27**

Born: **Rio Piedras, PR**

Resides: **Deltona, FL**

MLB Debut: **None**

MLB Service Time: **0.000**

Acquired: **Signed to a minor-league contract, October 24, 2019**

Contract Status: **Signed through 2020**

## 2019

- Spent the entire year with Triple-A Gwinnett and hit .273 (98-for-359) in 96 games.
  - Hit .316/.337/.495 (30-for-95) against left-handed pitching...Conversely, batted .258 (68-for-264) versus right-handers.
- Played five positions defensively, spending the majority of his time at third base (55 games, 53 starts)...Also saw time at shortstop (26 games, 25 starts), left field (eight games, all starts) and second base (seven games, all starts)...Had the first pitching appearance of his career, going 1.0 inning (3 ER).
- Was named the International League's Player of the Week for the period of 6/17-23 after hitting .619/.667/.762 (13-for-21) in six games.
  - Batted .322 (29-for-90) with nine RBI in 23 games in June.
- Was on the injured list from 7/19-26 with a left eye laceration.

## 2018

- Played in 113 games, all with Kansas City's Triple-A Omaha.
- Defensively, played second base, shortstop, third base and left field.

## 2017

- Combined to hit .261/.313/.339 (111-for-425) with five home runs, 30 RBI and 44 runs scored in 113 games between Double-A Northwest Arkansas and Triple-A Omaha.
- Named a Texas League Mid-Season All-Star... Started the game at second base and went 1-for-4...Hit .308/.351/.401 over his first 50 games with NW Arkansas.

## 2016

- Appeared in 83 games with Northwest Arkansas, the first time in his career reaching the Double-A level.

## 2013-15

- Spent three consecutive seasons with Single-A Wilmington, playing in a combined 348 games... Slashed .228/.291/.300 (299-for-1312) in that time with 11 home runs, 117 RBI and 148 runs scored.
- Tabbed as the Royals' prospect with the "Best Infield Arm" by *Baseball America* in 2014.

## AMATEUR

- Graduated from Deltona (FL) High School in 2011...Batted .462 with 10 home runs and 34 RBI as a senior.

## PERSONAL

- Bypassed a scholarship to the University of Miami to sign with Kansas City.
- Is the son of Juan Lopez, who was a minor league catcher from 1983-89, spending time in the Cleveland, Houston and San Francisco organizations...Served as the Reds' bullpen coach from 2007-13.
- Is the nephew of former Royals' infielder Onix Concepción (1980-85)...Concepción also played with Pittsburgh in 1987.
- He and his wife, Paige, have one daughter, Luna Mia.

# TRANSACTIONS

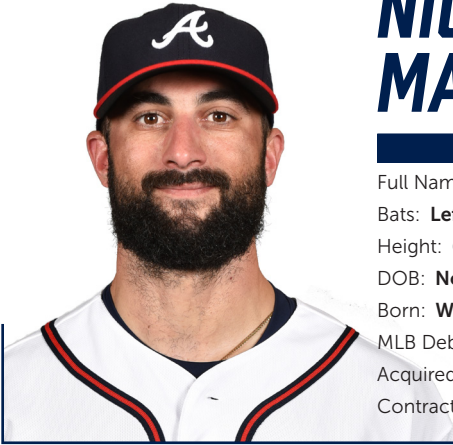
- Selected by the Kansas City Royals in the 16th round of the 2011 First-Year Player Draft...Signed by Colin Gonzales.
- Signed by the Atlanta Braves to a minor-league contract on March 2, 2019.
- Signed by the Atlanta Braves to a minor-league contract on October 24, 2019.

## COMPLETE RECORD

Year	Club	AVG	G	AB	R	H	2B	3B	HR	RBI	SH	SF	HP	BB	SO	SB-CS	OBP	SLG	E
2012	Idaho Falls	.385	3	13	6	5	0	1	0	3	0	0	0	2	1	1-0	.467	.538	1
	Kane County	.222	64	261	30	58	9	2	0	16	8	1	4	14	43	14-4	.271	.272	16
2013	Wilmington	.230	124	478	62	110	10	6	4	45	11	1	10	36	89	27-11	.297	.301	26
2014	Wilmington	.215	108	405	34	87	19	2	1	29	5	0	6	27	66	23-9	.274	.279	13
2015	Wilmington	.238	116	429	52	102	15	1	6	43	16	3	7	32	88	13-10	.299	.319	20
2016	NW Arkansas	.187	83	267	25	50	7	1	6	25	6	1	2	14	60	9-4	.232	.288	10
	NW Arkansas	.281	95	363	42	102	12	2	5	29	7	0	8	20	86	19-7	.332	.366	9
2017	Omaha	.145	18	62	2	9	2	0	0	1	1	0	0	4	18	1-1	.197	.177	4
	Omaha	.251	113	395	53	99	10	3	8	34	8	4	3	14	106	14-6	.279	.352	11
2019	Gwinnett	.273	96	359	62	98	16	0	12	57	2	4	6	19	91	9-2	.317	.418	14
<b>Minor Totals</b>		<b>.237</b>	<b>820</b>	<b>3032</b>	<b>368</b>	<b>720</b>	<b>100</b>	<b>18</b>	<b>42</b>	<b>282</b>	<b>64</b>	<b>14</b>	<b>46</b>	<b>182</b>	<b>648</b>	<b>130-54</b>	<b>.290</b>	<b>.324</b>	<b>123</b>

## 2019 INJURED AND INACTIVE LIST

Player	Injury	IL Length	Date on	Date off	Games Missed
Mike Foltyniewicz, RHP	Right elbow bone spur	10-day	3/28 (retro to 3/25)	4/27	25
Darren O'Day, RHP	Right forearm strain	60-day	3/28 (retro to 3/25)	9/5	140
A.J. Minter, LHP	Left shoulder inflammation	10-day	3/28 (retro to 3/25)	4/4	5
Kevin Gausman, RHP	Right shoulder tendinitis	10-day	3/28 (retro to 3/25)	4/5	6
Arodys Vizcaino, RHP	Right shoulder inflammation	60-day	4/14 (retro to 4/11)	(Traded, 5/20)	35
Jonny Venters, LHP	Right calf strain	10-day	4/15	5/10	22
Jesse Biddle, LHP	Right thigh contusion/right groin strain	10-day	4/27	5/14	16
Chad Sobotka, RHP	Left abdomen strain	10-day	4/29	5/25	25
Kevin Gausman, RHP	Plantar fasciitis on right foot	10-day	6/11	7/21	34
Sean Newcomb, LHP	Concussion symptoms	7-day	6/19 (retro to 6/18)	6/25	5
Anthony Swarzak, RHP	Right shoulder inflammation	7-day	6/30 (retro to 6/29)	7/12	6
Grant Dayton, LHP	Fractured great right toe	60-day	7/11 (retro to 7/8)	9/12	56
Jacob Webb, RHP	Right elbow impingement	10-day	7/15 (retro to 7/13)	8/5	18
Max Fried, LHP	Blisters on left index finger	10-day	7/16	7/27	11
Dansby Swanson, SS	Right foot contusion	10-day	7/27 (retro to 7/24)	8/26	30
Nick Markakis, OF	Fractured left wrist	10-day	7/27	9/13	44
Austin Riley, OF	Right knee sprain	10-day	8/8 (retro to 8/5)	9/6	28
Ender Inciarte, OF	Right hamstring strain	10-day	8/17	---	37
Jacob Webb, RHP	Right elbow impingement	60-day	8/19	---	35
Brian McCann, C	Left knee sprain	10-day	8/21	9/1	12
Alex Jackson, C	Left knee sprain	60-day	9/5	---	21
A.J. Minter, LHP	Left shoulder inflammation	60-day	9/12	---	14
Johan Camargo, UTIL	Right shin fracture	10-day	9/13 (retro to 9/12)	---	13
Charlie Culberson, UTIL	Right cheekbone fracture	60-day	9/17	---	10



# NICK MARKAKIS

# 22

## OUTFIELDER

Full Name: **Nicholas Markakis**

Bats: **Left**

Throws: **Left**

Height: **6-1**

Weight: **210**

DOB: **November 17, 1983**

Opening Day Age: **36**

Born: **Woodstock, GA**

Resides: **Monkton, MD**

MLB Debut: **April 3, 2006**

MLB Service Time: **14.000**

Acquired: **Signed as a free agent, November 4, 2019**

Contract Status: **Signed through 2020**

## CAREER HIGHLIGHTS

- Enters his 15th season at the major league level and is one of five active players with over 2,000 career games played (2,117).
  - Albert Pujols (2,823), Miguel Cabrera (2,400), Robinson Canó (2,185) and Curtis Granderson (2,057) are the other four.
- Named to his first All-Star Game in 2018, starting in right field for the National League squad and going 0-1 with a walk.
- Became the third player in franchise history to earn a Silver Slugger award and a Gold Glove in the same season, winning both in 2018...Dale Murphy (1982-1985) and Andruw Jones (2005) are the other two.
  - Earned his third Gold Glove for right field...Also won in 2011 and 2014 while with Baltimore.
- Is the only Braves player in franchise history (since 1876) to collect at least 35 doubles in four straight seasons (2015-2018)...Only Chipper Jones (five) and Hank Aaron (five) have more 35-double seasons over their entire Braves career than Markakis.
- Played his 393rd straight error-free game in the outfield on June 18, 2015 setting a Major League record for the most consecutive errorless games by an outfielder...Broke Darren Lewis' record (392), set from 1990-1994.
  - Snapped his historic streak of 398 games played in the outfield without an error on June 25, 2015 at WSH after being charged with a fielding error in the first inning.

## CAREER HIGHS

Most Runs

**4, 7/8/17, ATL at WSH**

Most Hits

**5, 2x, last: 4/4/19, ATL vs. CHC**

Most Doubles

**3, 5x, last: 7/4/19, ATL vs. PHI**

Most Triples

**1, 22x, last: 6/1/19, ATL vs. DET**

Most Home Runs

**3, 8/22/2006, BAL vs. MIN**

Most RBI

**6, 6/10/2011, BAL vs. TB**

Most Walks

**4, 2x, last: 5/6/2012, BAL at BOS**

Most Stolen Bases

**2, 6/17/2007, BAL vs. ARI**

Longest Hitting Streak

**19 games, 6/8-6/30/11**

- Finished his time in Baltimore among the franchise's all-time leaders in games (10th, 1,365), at-bats (9th, 5,331), runs (8th, 749), hits (6th, 1,547), doubles (6th, 316), RBI (9th, 658), walks (9th, 553), average (5th, .290), OBP (9th, .358), OPS (9th, .793), total bases (6th, 2,318) and multi-hit games (4th, 435).

- Became the all-time leader in Oriole Park at Camden Yards history in hits (767) with a pair of base hits on May 22, 2014 vs. CLE to pass Cal Ripken Jr. (702 hits). Also became the all-time leader in at-bats (2,646) at Oriole Park at Camden Yards during the 2014 season.
  - Has since been passed in both categories by Adam Jones.
- Won the American League Player of the Week award for the week of July 17, 2011, after going 6-for-14 (.429) with two doubles, two homers, five runs scored and six RBI in four games.
- Named American League Rookie of the Month for August 2006 after batting .354 (34-for-96) with a .400 OBP over 26 games...Hit 10 home runs and 26 RBI for the month.
- Collected his 2,000th career hit on 8/3/17 vs. Los Angeles (NL) with a single to left field... Entering the 2020 season, was one of four active players to reach the 2,000-hit milestone (2,355)... Albert Pujols (3,202), Miguel Cabrera (2,815) and Robinson Canó (2,570) are the others.
  - Collected his 1,500th hit on 8/1/14 vs. Seattle, becoming the second outfielder in Orioles history with at least 1,500 hits (Brady Anderson, 1,589).
- Since he joined Atlanta in 2015, has 183 doubles, tied for second in the National League in that time...Nolan Arenado has 190, while teammate Freddie Freeman and Anthony Rendon also have 183.
- Fractured his left wrist after getting hit by a pitch from Philadelphia LHP Cole Irvin on 7/26...Missed 44 games...Was only the third injured list stint of his 14-year career...Previously was sidelined twice in 2012 with Baltimore with a fractured right hamate bone and a broken thumb.
  - Prior to his injury, had played in 270 consecutive games, a stretch that dated to 9/28/17...It was the longest active consecutive games played streak in the majors...Markakis played in Atlanta's final four games in 2017, all 162 games in 2018 and the first 104 games of 2019.
  - Was activated off the injured list on 9/13...Hit .292 (14-for-48) with three doubles and seven RBI in 12 games after activation...Did not play in any rehab games.
- Played in 26 games in April and posted team-bests in batting average (.363; 33-for-91) and on-base percentage (.440).
  - Reached base safely in each of his final 13 games of the month, including hitting safely in his last seven.

## 2019

- In his 14th MLB season, batted .285 (118-for-414) with 25 doubles and nine home runs in 116 games.
  - Hit .298/.371/.446 (93-for-312) against right-handed pitchers...All nine of his home runs came against righties, as did 27 of his 36 extra-base hits...Batted .245 (25-for-102) with a .653 OPS in 113 plate appearances against southpaws.
  - His 116 games played were the second fewest he has played in his big league career...Limited to 104 games in 2012 because of a pair of injuries (hamate bone fracture and broken thumb).
- Has 499 career two-base hits...With his next double, would become the 64th major leaguer to reach the 500-double milestone...Albert Pujols (661), Miguel Cabrera (577) and Robinson Canó (562) are the only active players on the list.
  - Recorded his 13th career 25-double season in 2019...Canó is the only other active player with more (14)...Cabrera and Pujols also have 13...Markakis' 14 major league seasons are fewer than each of those three...The only time in Markakis' career in which he did not reach 25 doubles was 2013, when he fell one short.

## 2019 POSTSEASON

- Played in his fourth career postseason series... Went 3-for-21 (.143) with one double and one run scored...Started and hit fifth in all five games.

## 2018

- Joined OF Dale Murphy (1982-1985) and OF Andruw Jones (2005) as the only players in franchise history to earn a Gold Glove award and a Silver Slugger award in the same year, winning both honors after going to his first All-Star Game and hitting .297 with 14 home runs, 43 doubles, 93 RBI and a .806 OPS in 162 games.
- Started every game and became the fifth Braves player since the National League went to a 162-game schedule in 1962 to start all 162.
  - OF Felix Milán did in 1969, before OF Andruw Jones started 162 in 1999...OF Jeff Francoeur started every game in consecutive seasons, 2006 and 2007, before 1B Freddie Freeman accomplished the feat in 2014.
  - He also was one of two players in the majors to start all 162 games...San Diego's Freddy Galvis was the other.
- Named to his first All-Star Game as he started in right field during the American League's 8-6, 10-inning win at Nationals Park.
  - At the time of his selection, his 2,165 hits were the second most in MLB history by a player who had never been named to an All-Star team since the game's inception in 1933 (Juan Pierre, 2,217).
- Finished with 43 two-base hits, his most since hitting 45 in 2010... Became the first Braves player in franchise history (since 1876) to collect at least 35 doubles in four straight seasons...Only Chipper Jones (five) and Hank Aaron (five) have more 35-double seasons over their entire Braves career than Markakis.
  - Collected his 40th double, 9/6 at ARI... Became one of five active players with five 40-double seasons (Robinson Canó, Albert Pujols, Miguel Cabrera, David Wright).
- Hit 14 homers, surpassing his season-high total since joining the Braves in 2015...Had 13 in 2016.
- Capped a five-run comeback on Opening Day, 3/29, vs. PHI with a three-run, two-out, ninth-inning home run off Hector Neris.
  - The victory marked the biggest comeback win the Braves ever had on Opening Day in the modern era (since 1900)...It also marked the first walk-off home run on Opening Day in Atlanta franchise history... The drive was also Markakis' only career walk-off home run.

- Hit .538 (7-for-13) with one home run with the bases loaded...His grand slam came on 6/30 at StL off Luke Weaver and was his first since 6/10/11...Went 1,073 games in between slams.
- Tied for the N.L. lead with 42 hits in May, finishing three ahead of third place 1B Freddie Freeman... San Francisco's Brandon Crawford also had 42.
  - Also tied for the N.L. lead with 11 doubles that month, while his .362 average was third best and his .397 on-base percentage ranked seventh...His 14 extra-base hits were two off the league lead.
  - Markakis became just the second Atlanta Braves hitter with at least 42 May hits... Ralph Garr had 47 in 1974 to tie Hank Aaron's modern-era franchise record first set in 1959.
  - Markakis' total marked just the 19th time a Braves player collected 40 hits in May during the modern era (since 1900).
- Hit .323 (120-for-371) with 10 home runs and a .877 OPS in 94 games prior to the All-Star Game...After the break, batted .258 (65-for-252) with four home runs and a .701 OPS.

## 2018 POSTSEASON

- Started all four games in the NLDS vs. LAD, going 1-for-12 with three walks.

## 2017

- In his 12th major league season - third with Atlanta - collected his 2,000th career hit in his 1,786th game on 8/3 vs. LAD...Entered the game with 1,999 hits and reached the milestone with a fourth-inning single to left field.
- Paced the Braves with 160 games played, 39 doubles and 79 RBI...Batted .275 (163-for-593) with a .354 on-base percentage while tallying the second-most hits on the club with 163.
- Had 39 doubles after finishing with 38 two-base hits in each of the previous two seasons...No Braves player in the modern era (since 1900) had reached 36 doubles in three consecutive seasons prior to Markakis...Only Hank Aaron (five) and Chipper Jones (four) have more 36-double seasons over their entire Braves career than Markakis.
- Finished the season ranked fifth in the National League with 39 doubles...It was his highest doubles total since he had 45 in 2010.
- Four of his eight home runs in 2017 gave the Braves the lead...Since he joined the Braves in 2015, 42% of his home run (10 of 24) have been tie-breaking or go-ahead shots.



- Homered on 8/4/17 off of MIA's LHP Adam Conley...The homer was his first home run against a left-handed pitcher since 7/8/16 when he stroked a solo shot off CWS's Chris Sale...Since joining the Braves, just four of his 24 home runs have come off of a lefty.
- Went 6-for-11 (.545) and had three doubles and a team high-tying 13 RBI in bases loaded situations.
- Had two outfield assists on 9/30 at MIA and 9/24 vs. PHI...He became the first Braves outfielder with multiple multi-assist games in a season since Jeff Francouer in 2007 (5/9 vs. SD and 8/12 at PHI).
- Had a .309 (84-for-272) batting average and drove in 51 runs in games the Braves won...His average in Braves' losses was .246 (79-for-321).
- Hit .326 (30-for-92) with 21 RBI when batting in the first inning of a game.

## 2016

- In his second season with the organization played in a team-best (tied with Freddie Freeman) 158 games while batting .269 (161-for-599) with 38 doubles, 13 home runs, 89 RBI.
- Led the club with a .308 (53-for-172) batting average and 70 RBI when batting with runners in scoring position...Thirty-two of those 70 RBI came with two outs.
- Posted double-digit home runs (13) for the 10th time in his last 11 seasons.
- Ranked second on the team and tied for ninth in the National League with 38 doubles...His 38 doubles matched his total from the 2015 season and were the most since he hit 45 in 2010.
- Had six consecutive doubles, 4/9-11...Also tied a Braves franchise record for the most doubles (11) in the month of April (Hank Aaron, 1969 and Marcus Giles, 2003).
- Drove in 89 runs, his highest total since collecting 101 RBI during the 2009 season.
- Stroked three doubles in a game for the second time in his career on 4/10 vs. STL.
- Collected 52 multi-hit games, the fourth most in the National League and tied for the 10th most in the Majors.
- Led off 9/25's game at MIA with a line-drive homer to right field, his second game-opening homer of the season (also 7/20) and the fourth of his career.
- Snapped his historic streak of 398 games played in the outfield without an error on 6/25 at WSH after being charged a fielding error in the first inning.
- Played his 393rd straight error-free game in the outfield on 6/18 setting a Major League record for most consecutive errorless games by an outfielder...Broke Darren Lewis' record (392), set from 1990-1994.

## 2014

- Played in at least 155 games for the seventh time in the last eight seasons (2007-11, '13-14), the fourth-most in Baltimore club history (Cal Ripken, 15; Brooks Robinson, 11; Eddie Murray, 9).
- Ended the season with 328 consecutive errorless games in the OF (dating to 8/11/12), just eight games shy of Rich Amaral's American League record of 336 (1995-2000).
- Collected two hits on 5/22 vs. CLE, tying and passing Cal Ripken Jr. (702 hits) to become the all-time leader in hits at Oriole Park.
- Became the second player in Orioles history to record six seasons with 50+ multi-hit games (2007-11, 2014) on September 13, 2014 vs. NYY, joining Eddie Murray (1978-80, 1982-84).
- Led the majors with 617 at-bats out of the leadoff spot in the lineup, stroking 169 hits from the top of the batting order to finish fourth in the league among leadoff hitters.
- Stroked the first leadoff home run of his career on 8/3, a game Baltimore went on to win 1-0... It was the Orioles' first win in franchise history in which the first and only run came courtesy of a leadoff homer.
- Hit his 10th home run of the season on 8/4 at WSH, tying Brady Anderson for fourth in club history with nine seasons of 20+ doubles and 10+ home runs.
- Hit back-to-back home runs with Alejandro De Aza to start the game on 9/25 at NYY, becoming the first pair of Orioles to hit back-to-back home runs to start a road game since Jerry Hairston, Jr. and Mike Bordick on 6/6/01 at NYY.
- Underwent successful fusion surgery to repair a herniated disc in his neck on December 17, 2014...The surgery was performed by Dr. Steven Wray in Atlanta, Ga.

## 2015

- Completed his first season with Atlanta and his 10th Major League season batting .296 (181-for-612) with 38 doubles, three home runs, 53 RBI and 73 runs scored in 156 games.
- Posted his highest double total (38) since hitting 45 in 2010.
- Ranked ninth in the National League with a .370 on-base percentage...It was his highest mark since 2008 (.406).

## 2014 POSTSEASON

- Went 8-for-31 (.258) with a home run in seven games against Detroit and Kansas City as the Orioles advanced to the ALCS.

## 2013

- Became the franchise leader with his seventh Opening Day start in right field (all consecutive).
- Moved into the top 10 in Baltimore franchise history in hits (10th, 1,370), total bases (10th, 2,070), extra-base hits (10th, 431), doubles (289) and RBI (9th, 608).
- Was a Gold Glove finalist among AL RF

## 2012

- Had his first injury-plagued season in 2012 and made his first two career appearances on the disabled list...Was on the DL from 5/3-7/9 (right hamate bone fracture) and again 9/9 through the end of season (broken thumb).
- Became first Oriole to hit a home run in first at-bat on Opening Day since Luis Matos (4/4/05).
- Had surgery performed to repair the right hamate bone on 6/1/2012, performed by Dr. Brian Schofield...Returned to the starting lineup on 7/13 and batted leadoff for first time in his career that night vs. DET.
- Broke left thumb with a hit-by-pitch by CC Sabathia on 9/8 vs. NYY, ending his season...Had surgery performed on the thumb on 9/11/12, performed by Dr. Brian Schofield.
- Hit last of Orioles three consecutive home runs to start the game, 5/10 vs. TEX [1], setting an American League record.

## 2011

- Won his first career Rawlings Gold Glove Award after completing the first error-free season of 150 or more games played by an Orioles outfielder in franchise history and finished fifth in the American League with 14 outfield assists.
- Became the third Orioles outfielder to win a Gold Glove, joining Paul Blair (1967, 1969-75) and Adam Jones (2009).
- Recorded his 1,000th career hit with a third-inning single on 7/15.
- Ranked among AL leaders in games (160, 3rd), at-bats (641, 4th), plate appearances (716, 5th), hits (182, 10th), singles (135, 5th), times on base (251, 9th) and outfield assists (14, 5th).
- Played in 160 games..
- Set career and team-season-high with 19-game hitting streak, 6/8-30...Hit .414 during the run.

- Set career-high with five hits, 7/3 at ATL.
- Set career-high with six RBI, 6/10 vs. TB.
- Made first career start at first base, 6/1 at SEA.

## 2010

- Finished the season tied for fourth in the American League with 45 doubles and became third player in Major League history with four straight 43-double seasons, joining Joe Medwick (1935-39) and Tris Speaker (1920-23), both of whom are in the Hall of Fame.
- Became the first player in Orioles history with four consecutive 40-double seasons.
- Batted .361 against left-handed pitching, the highest average in MLB for a left-handed hitter.

## 2009

- Drove in 100 runs (101) for the second time in his career (112 in 2007).
- Tied for the American League lead with 161 games played, the second time in his career he played 161 in a season (2007).
- Collected 45 doubles, sixth most in the AL (third consecutive season of 40+).
- Finished in the top 10 in the AL in games (T1st, 161), sac flies (T1st, 10), at-bats (3rd, 642), plate appearances (6th, 711), doubles (6th, 45) and hits (T7th, 188).
- Reached base safely in a career-high 38 consecutive games, 7/5-8/18, batting .335 (54-161) with a .935 OPS.
- Hit second career grand slam off Brad Penny, 4/17 at BOS.

## 2008

- Appeared in 157 games in his third MLB season, setting career highs in average (.306), runs scored (106), doubles (48), walks (99), on-base percentage (.406) and slugging percentage (.491)...Led the Majors with 17 outfield assists.
- Finished among the top-25 in the American League in 16 categories: road batting average (1st, .330), times on base (1st, 283), walks (2nd, 99), on-base percentage (3rd, .406), doubles (T3rd, 48), runs (4th, 106), on-base plus slugging (7th, .897), games played (T9th, 157), average (10th, .306), hits (T10th, 182), extra-base hits (T10th, 69), total bases (T11th, 292), multi-hit games (T12th, 51), slugging percentage (20th, .491), at-bats (20th, 595) and RBI (23rd, 87).
- Had second multi-HR game on 9/14 vs. MIN.

## 2007

- In his sophomore MLB season, was named Most Valuable Oriole by local media after batting .300 with 23 home runs and 112 RBI in 161 games.
- Ranked in the top-25 in the American League in 11 categories: games played (3rd, 161), go-ahead RBI (T4th, 31), doubles (T6th, 43), at-bats (7th, 637), hits (7th, 191), total bases (7th, 309), RBI (8th, 112), extra-base hits (T9th, 69), multi-hit games (T9th, 57), runs (17th, 97), average (19th, .300) and stolen bases (T21st, 18).
- Hit his first career grand slam on 4/13 vs. KC.
- Homered on 9/16 at TOR, giving him 20 HR and 100 RBI for the year...Joined Jim Gentile (141 in 1961) and Cal Ripken (102 in 1983) as the only Orioles to drive in 100 or more runs in their second full season.
- Hit his first career game-winning home run in the bottom of the eighth inning on 9/24 vs. KC.

## 2006

- Set an Orioles rookie record for highest batting average (.291) among qualifiers with 502 plate appearances.
- Finished sixth in American League Rookie of the Year voting and was named as an outfielder on the Baseball Digest and Topps All-Rookie Teams.
- Beginning on 5/27, started 98 of the final 103 games, including 96 starts in right field, and batted .314 through the end of the season.
- Named American League Rookie of the Month for August...Hit safely in 22 of 26 games, batting .354 (34-for-96) with seven doubles, 10 home runs, 26 RBI, 22 runs scored and a .740 slugging percentage...His 10 home runs in August set an Orioles record for a rookie in a calendar month... Became the 11th rookie in the last 50 years to hit at least 10 homers in a calendar month.
- Made his Major League debut in the season opener on 4/3 vs. TB, entering defensively in right field in the ninth inning...Went 1-for-3 with 3 walks in his first start on 4/5 vs. TB, homering off Devil Rays' Dan Miceli for his first MLB hit.
- Became the third player since 1959 to draw walks in each of his first three Major League plate appearances (ARI's Danny Klassen on 7/4/98 and KC A's Bob "Rocky" Johnson in 1960).
- Matched an Orioles record by hitting three home runs on 8/22 vs. MIN...Marked the 18th time in club history a player hit three home runs... Became the 21st rookie to hit three homers in a game and the first Orioles rookie to do so.

- Had six homers over a six-game span, 8/16-22, becoming only the eighth rookie to hit six home runs over a span of six of his team's games, according to the Elias Sports Bureau.

## MINOR LEAGUE HIGHLIGHTS

- Named the **2005** Brooks Robinson Award winner as the Orioles Minor League Player of the Year... Also named to the Carolina League Post-Season All-Star Team that season...Played for the **2004** Greek Olympic Baseball team in Athens, Greece (missed the final month of the season so do so)... Led the team with a .346 (9-for-26) average and six RBI...Signed with the Orioles one week after being selected in the first round of the **2003** First-Year player draft and spent the season at Class-A Aberdeen...Missed two-plus weeks of the season in July to play for the Greek National team in the European Championships in the Netherlands...Went 10-for-19 with five RBI in a five-game span, 7/21-25.

## AMATEUR

- Attended Young Harris (Ga.) Junior College and batted .439 (98-for-223) with 21 HR and 92 RBI and stole 19 bases in 20 attempts in 2003.
- Also pitched at Young Harris, going 12-0 with 1 save and a 1.68 ERA in 15 games and led all junior college pitchers with 160 strikeouts.
- In 2003, was listed by *Baseball America* as the second-best junior college prospect.
- Was named Junior College Player of the Year by *Baseball America* in 2002.
- Played for the Greek Olympic Baseball Team during the 2004 games held in Athens, Greece, leading the team with a .346 batting average.

## PERSONAL

- He and his wife, Christina, have three sons: Taylor, Tucker and Toby.
- Nick and Christina are active with the Boys and Girls Club located in Cherokee County (Ga.)... They also participate in a variety of charitable events within the inner city areas in Maryland, especially during the holiday seasons.
- Graduated from Woodstock (Ga.) High School.

## TRANSACTIONS

- Selected by the Baltimore Orioles in the first round (seventh overall) of the 2003 First-Year Player Draft...Signed by Dave Jennings.
- Signed a six-year contract with the Baltimore Orioles through the 2014 season, with an option for 2015, on January 22, 2009.
- On Baltimore disabled list (right hamate bone fracture), May 3 to July 9, 2012; underwent successful surgery by Dr. Brian Schofield on June 1, 2012; included a rehabilitation assignment to Bowie (AA).
- On Baltimore disabled list (broken thumb), September 9 to the end of the 2012 season; underwent successful surgery by Dr. Brian Schofield on September 11, 2012.
- Signed by the Atlanta Braves to a four-year contract through the 2018 season on December 5, 2014.
- Signed by the Atlanta Braves to a one-year contract through the 2019 season, with a team option for 2020, on January 22, 2019.
- On Atlanta's injured list (fractured left wrist) from July 27 to September 13, 2019.
- Had the 2020 club option on his contract declined by Atlanta on November 4, 2019.
- Signed by the Atlanta Braves to a one-year contract on November 4, 2019.

## BBWAA BRAVE OF THE YEAR AWARD WINNERS

The Brave of the Year Award is chosen annually by a vote of the Atlanta chapter of the BBWAA.

1966	Felipe Alou	1982	Dale Murphy	2001	Chipper Jones
1967	Hank Aaron	1983	Dale Murphy	2002	John Smoltz
1968	Felipe Alou	1984	Dale Murphy	2003	Gary Sheffield
1969	Hank Aaron	1985	Dale Murphy	2004	J.D. Drew
1970	Rico Carty	1986	Ken Oberkfell	2005	Andruw Jones
1971	Hank Aaron	1987	Dale Murphy	2006	Brian McCann
1972	Dusty Baker	1988	Gerald Perry	2007	Chipper Jones
1973	Hank Aaron	1989	Lonnie Smith	2008	Chipper Jones
	Darrell Evans	1990	Ron Gant	2009	Javier Vazquez
	Dave Johnson	1991	Terry Pendleton	2010	Tim Hudson
1974	Ralph Garr	1992	Terry Pendleton	2011	Craig Kimbrel
	Phil Niekro	1993	David Justice	2012	Craig Kimbrel
1975	Carl Morton	1994	Greg Maddux	2013	Freddie Freeman
1976	Willie Montanez	1995	Greg Maddux	2014	Justin Upton
1977	Jeff Burroughs	1996	John Smoltz	2015	A.J. Pierzynski
1978	Phil Niekro	1997	Denny Neagle	2016	Freddie Freeman
1979	Phil Niekro	1998	Tom Glavine	2017	Freddie Freeman
1980	Dale Murphy	1999	Chipper Jones	2018	Ronald Acuña Jr.
1981	Rick Camp	2000	Tom Glavine	2019	Freddie Freeman

**COMPLETE RECORD**

Year	Club	AVG	G	AB	R	H	2B	3B	HR	RBI	SH	SF	HP	BB	SO	SB-CS	OBP	SLG	E
2003	Aberdeen	.283	59	205	22	58	14	3	1	28	1	3	1	30	33	13-5	.372	.395	1
2004	Delmarva	.299	96	355	57	106	22	3	11	64	2	5	2	42	66	12-3	.371	.470	2
2005	Frederick	.300	91	350	59	105	25	1	12	62	0	4	4	43	65	2-1	.379	.480	5
	Bowie	.339	33	124	19	42	16	2	3	30	0	1	0	18	30	0-1	.420	.573	0
2006	Baltimore	.291	147	491	72	143	25	2	16	62	3	2	3	43	72	2-0	.351	.448	2
2007	Baltimore	.300	161	637	97	191	43	3	23	112	1	6	5	61	112	18-6	.362	.485	2
2008	Baltimore	.306	157	595	106	182	48	1	20	87	0	1	2	99	113	10-7	.406	.491	3
2009	Baltimore	.293	<b>161</b>	642	94	188	45	2	18	101	0	<b>10</b>	3	56	98	6-2	.347	.453	6
2010	Baltimore	.297	160	629	79	187	45	3	12	60	0	5	2	73	93	7-2	.370	.436	3
2011	Baltimore	.284	160	641	72	182	31	1	15	73	0	6	7	62	75	12-3	.351	.406	0
2012	Baltimore	.298	104	420	59	125	28	3	13	54	0	5	4	42	51	1-1	.363	.471	2
	Bowie	.300	3	10	4	3	1	0	2	4	0	0	0	2	2	0-0	.417	1.000	0
2013	Baltimore	.271	160	634	89	172	24	0	10	59	0	8	3	55	76	1-2	.329	.356	0
2014	Baltimore	.276	155	642	81	177	27	1	14	50	0	2	4	62	84	4-2	.342	.386	0
2015	Atlanta	.296	156	612	73	181	38	1	3	53	0	1	3	70	83	2-1	.370	.376	1
2016	Atlanta	.269	158	599	67	161	38	0	13	89	0	9	5	71	101	0-2	.346	.397	4
2017	Atlanta	.275	160	593	76	163	39	1	8	76	0	3	6	68	110	0-2	.354	.384	1
2018	Atlanta	.297	162	623	78	185	43	2	14	93	0	9	1	72	80	1-1	.366	.440	2
2019	Atlanta	.285	116	414	61	118	25	2	9	62	0	6	2	47	59	2-0	.356	.420	1
<b>Minor Totals</b>		<b>.301</b>	<b>282</b>	<b>1044</b>	<b>161</b>	<b>314</b>	<b>78</b>	<b>9</b>	<b>29</b>	<b>188</b>	<b>3</b>	<b>13</b>	<b>7</b>	<b>135</b>	<b>196</b>	<b>27-10</b>	<b>.380</b>	<b>.476</b>	<b>8</b>
<b>A.L. Totals</b>		<b>.290</b>	<b>1365</b>	<b>5331</b>	<b>749</b>	<b>1547</b>	<b>316</b>	<b>16</b>	<b>141</b>	<b>658</b>	<b>4</b>	<b>45</b>	<b>33</b>	<b>553</b>	<b>774</b>	<b>61-25</b>	<b>.358</b>	<b>.435</b>	<b>18</b>
<b>Atlanta Totals</b>		<b>.284</b>	<b>752</b>	<b>2841</b>	<b>355</b>	<b>808</b>	<b>183</b>	<b>6</b>	<b>47</b>	<b>373</b>	<b>0</b>	<b>28</b>	<b>17</b>	<b>328</b>	<b>433</b>	<b>5-6</b>	<b>.359</b>	<b>.403</b>	<b>9</b>
<b>Major Totals</b>		<b>.288</b>	<b>2117</b>	<b>8172</b>	<b>1104</b>	<b>2355</b>	<b>499</b>	<b>22</b>	<b>188</b>	<b>1031</b>	<b>4</b>	<b>73</b>	<b>50</b>	<b>881</b>	<b>1207</b>	<b>66-31</b>	<b>.358</b>	<b>.424</b>	<b>27</b>

Bold indicates led league

**DIVISION SERIES RECORD**

Year	Club, Opp.	AVG	G	AB	R	H	2B	3B	HR	RBI	SH	SF	HP	BB	SO	SB	CS	E
2014	Bal. vs. Det.	.250	3	12	3	3	0	0	1	3	0	0	0	1	2	0	0	0
2018	Atl. vs. LAD	.083	4	12	1	1	0	0	0	0	0	0	0	3	2	0	0	0
2019	Atl. vs. Stl.	.143	5	21	1	3	1	0	0	0	0	0	0	1	4	0	1	1
<b>D.S. Totals</b>		<b>.156</b>	<b>12</b>	<b>45</b>	<b>5</b>	<b>7</b>	<b>1</b>	<b>0</b>	<b>1</b>	<b>3</b>	<b>0</b>	<b>0</b>	<b>0</b>	<b>5</b>	<b>8</b>	<b>0</b>	<b>1</b>	<b>1</b>

**CHAMPIONSHIP SERIES RECORD**

Year	Club, Opp.	AVG	G	AB	R	H	2B	3B	HR	RBI	SH	SF	HP	BB	SO	SB	CS	E
2014	Bal. vs. KC	.263	4	19	1	5	1	0	0	0	0	0	0	0	1	1	0	0

**ALL-STAR GAME RECORD**

Year	Club, Site	AVG	G	AB	R	H	2B	3B	HR	RBI	SH	SF	HP	BB	SO	SB	CS	E
2018	N.L., Wsh	.000	1	1	0	0	0	0	0	0	0	0	0	1	0	0	0	0

**MAJOR LEAGUE FIELDING RECORD**

Position	PCT	G	PO	A	E	TC	DP
Right Field	.994	2045	3983	119	26	4128	17
Left Field	.988	38	77	3	1	81	1
Center Field	1.000	9	15	0	0	15	0
First Base	1.000	6	48	2	0	50	3



# CHRIS MARTIN

# 55

## RIGHT-HANDED PITCHER

Full Name: **Christopher Riley Martin**

Bats: **Right**

Throws: **Right**

Height: **6-8**

Weight: **225**

DOB: **June 2, 1986**

Opening Day Age: **33**

Born: **Arlington, TX**

Resides: **Weatherford, TX**

MLB Debut: **April 26, 2014**

MLB Service Time: **2.133**

Acquired: **Signed as a free agent, November 19, 2019**

Contract Status: **Signed through 2021**

## 2019

- Appeared in 58 games on the season between Atlanta and Texas, combining to go 1-3 with a 3.40 ERA (21 ER/55.2 IP) and four saves.
  - ✦ Atlanta acquired him on 7/30 and he went 1-1 with a 4.08 ERA in 20 games for the Braves...Pitched to a 1.59 FIP...Had an 11.57 ERA (6 ER/4.2 IP) in his first six games with the Braves, before pitching to a 1.38 ERA (2 ER/13.0 IP) in his final 14 appearances.
- Walked just five batters in 55.2 innings on the season, the fewest in baseball among pitchers with at least 50.0 innings...His 0.81 walks per 9.0 innings were second fewest, behind only teammate Josh Tomlin (0.79).
- Tossed the sixth immaculate inning in franchise history, September 11 at Philadelphia, fanning César Hernández, Jay Bruce, and Logan Morrison on nine total pitches.
  - ✦ Joined John Clarkson (1889), Joe Oeschger (1921), Tony Cloninger (1963), Joey McLaughlin (1979) and Buddy Carlyle (2007) in accomplishing the feat.
- Was one of three relievers Atlanta acquired in the final two days before the trade deadline, joining Shane Greene from Detroit and Mark Melancon from San Francisco.
  - ✦ Martin, Greene and Melancon were each added to Atlanta's bullpen, and joined the Braves after combining to go 4-6 with a 2.65 ERA (36 ER/122.1 IP) over 119 games on the season with their original clubs, with 27 saves, 130 strikeouts and just 32 walks.

## CAREER HIGHS

Most Innings Pitched

**2.0, 2x, last: 7/7/19, TEX at MIN**

Most Runs

**4, 4/30/18, TEX at CLE**

Most Earned Runs

**4, 4/30/18, TEX at CLE**

Most Hits Allowed

**5, 6/20/14, COL vs. MIL**

Most Home Runs Allowed

**1, 18x, last: 8/5/19, ATL at MIN**

Most Walks

**2, 7/4/18, TEX vs. HOU**

Most Strikeouts

**3, 6x, last: 9/11/19, ATL at PHI**

Longest winning streak

**1 game, 2x, last: 8/14/19, ATL vs. NYM**

Longest losing streak

**7 games, 7/4/18-8/5/19**

- ✦ The trio combined to pitch in 20 games for Atlanta from 8/1 to 8/14 and went 1-2 with an 11.15 ERA (19 ER/15.1 IP), three blown saves and 31 hits allowed.
- ✦ In their final 50 combined games for Atlanta, from 8/15 through the end of the season, the three combined to go 1-0 with a 1.69 ERA (9 ER/48.0 IP), convert all 11 save chances and collect 14 holds.

- Allowed left-handers to bat just .202/.208/.374 against him in 101 plate appearances, while righties batted .291/.313/.445 in 115 plate appearances...He walked just one left-handed batter all season.

## 2019 POSTSEASON

- Made Atlanta's postseason roster but sustained an injury while warming up during Game 1...Was replaced on the roster by Julio Teheran.

## CAREER HIGHLIGHTS

- Has pitched for five organizations and made appearances with four major league clubs.
  - ✦ Is 2-10 with a 4.51 ERA (67 ER/133.2 IP) in 144 games between Colorado (2014), New York-AL (2015), Texas (2018-'19) and Atlanta (2019).
- Appeared in a career-high 46 games in 2018, fourth most on the Rangers pitching staff...Went 1-5 with a 4.54 ERA (21 ER/41.2 IP).
  - ✦ Marked his first major league action since 2015 with the Yankees.
  - ✦ Walked just five batters in 41.2 innings...Marked the lowest single-season BB/9.0 IP rate by a reliever in WAS/TEX franchise history (min. 40 IP)...Issued walks in just four of his 46 appearances...Had multiple walks just once (7/4 vs. HOU).
  - ✦ Earned his first career win, 6/5 vs. Oakland.
- Pitched for two seasons (2016-'17) with the Hokkaido Nippon Ham Fighters in the Japan Pacific League, and went 2-2 with a 1.12 ERA (11 ER/88.1 IP) over 92 games.
  - ✦ Had the lowest ERA, opponents' batting average (.154) and baserunners per 9.0 innings (6.11) among all NPB relievers in that span (min. 90 appearances).
- Spent parts of 2015 with the Yankees and went 0-2 with a 5.66 ERA (13 ER/20.2 IP) in 24 games...
  - ✦ Struck out the side in a perfect fifth inning in his Yankees debut on 4/6 vs. TOR, just the second Yankees pitcher since 1914 to fan every batter faced in his team debut (min. 3 batters)...Joined RHP Edwar Ramirez (7/3/07 vs. MIN).
  - ✦ Earned his first career save on 4/28 vs. TB.
- Made his major league debut, 4/26/14 at LAD while with the Rockies...Tossed 1.0 clean inning.
  - ✦ Pitched again the following day, and struck out Justin Turner for his first career strikeout.

- Made his affiliated debut in 2011 after signing with Boston following a tryout in Fort Myers, Fla...Went 6-2 with a 2.55 ERA (21 ER/74.0 IP) across three levels of the Red Sox system.
- Pitched for Grand Prairie in the independent America Association in 2010, his first appearance in game action since his sophomore year in college in 2006.

## AMATEUR

- Pitched two seasons at McLennan CC in Waco, TX...Sustained a torn labrum in his right shoulder in his sophomore season in 2006...Underwent surgery to repair the tear in 2007.
- Pitched at Arlington (TX) HS (graduated '04) and was selected to THSBCA Class 5A All-Star Team in senior year.

## TRANSACTIONS

- Signed by the Boston Red Sox to a minor-league contract, March 31, 2011.
- Acquired by the Colorado Rockies from the Boston Red Sox in exchange for INF Jonathan Herrera on December 18, 2013.
- Acquired by the New York Yankees from the Colorado Rockies in exchange for cash considerations on January 15, 2015.
- On New York's disabled list (right elbow tendinitis) from May 9 to May 30, 2015; included an injury rehabilitation assignment to Scranton/Wilkes-Barre (AAA).
- Signed by the Hokkaido Nippon Ham Fighters of NPB on November 4, 2015.
- Signed by the Texas Rangers to a two-year major league contract on December 14, 2017.
- On Texas disabled list (right forearm irritation) from May 1 to May 19, 2018, included an injury rehabilitation assignment to Frisco (AA).
- On Texas disabled list (right calf strain) from June 12 to June 21, 2018.
- On Texas disabled list (left groin strain) from July 5 to July 30, 2018; included an injury rehabilitation assignment to Round Rock (AAA).
- Acquired by the Atlanta Braves from the Texas Rangers in exchange for LHP Kolby Allard on July 30, 2019.
- Signed by the Atlanta Braves to a two-year major league contract on November 25, 2019.

## COMPLETE RECORD

Year	Club	W-L	ERA	G	GS	CG	SHO	SV	IP	H	R	ER	HR	HB	BB	SO	WP	BK
2011	Greenville	4-0	2.17	7	1	0	0	0	29.0	16	7	7	1	3	6	28	0	0
	Salem	2-1	0.92	13	0	0	0	4	39.1	29	4	4	0	3	6	24	0	0
	Portland	0-1	15.88	3	0	0	0	0	5.2	12	10	10	2	0	1	3	0	0
2012	Portland	3-6	4.48	23	12	0	0	0	76.1	83	42	38	4	6	18	65	2	0
	Portland	2-0	0.00	12	0	0	0	3	21.0	9	0	0	0	0	6	27	0	0
2013	Pawtucket	3-3	3.18	30	0	0	0	2	51.0	51	19	18	3	4	10	47	0	0
	Colorado Springs	1-3	4.39	25	0	0	0	5	26.2	33	15	13	2	2	9	36	0	0
2014	Colorado	0-0	6.89	16	0	0	0	0	15.2	22	12	12	2	0	4	14	1	2
	New York (AL)	0-2	5.66	24	0	0	0	1	20.2	28	13	13	2	1	6	18	3	0
2015	Scranton/WB	0-1	3.18	20	0	0	0	2	28.1	26	12	10	1	1	10	25	1	0
	Texas	1-5	4.54	46	0	0	0	0	41.2	46	21	21	5	3	5	37	4	0
	Frisco	0-0	0.00	2	0	0	0	0	2.0	2	0	0	0	0	0	3	0	0
2016	Round Rock	0-0	0.00	1	0	0	0	0	1.0	2	0	0	0	0	0	1	0	0
	Texas	0-2	3.08	38	0	0	0	4	38.0	35	13	13	8	0	4	43	0	0
2017	Atlanta	1-1	4.08	20	0	0	0	0	17.2	17	10	8	1	0	1	22	0	0
	<b>Minor Totals</b>	<b>15-15</b>	<b>3.21</b>	<b>136</b>	<b>13</b>	<b>0</b>	<b>0</b>	<b>16</b>	<b>280.1</b>	<b>263</b>	<b>109</b>	<b>100</b>	<b>13</b>	<b>19</b>	<b>66</b>	<b>259</b>	<b>3</b>	<b>0</b>
<b>A.L. Totals</b>		<b>1-9</b>	<b>4.22</b>	<b>108</b>	<b>0</b>	<b>0</b>	<b>0</b>	<b>5</b>	<b>100.1</b>	<b>109</b>	<b>47</b>	<b>47</b>	<b>15</b>	<b>4</b>	<b>15</b>	<b>98</b>	<b>7</b>	<b>0</b>
<b>N.L. Totals</b>		<b>1-1</b>	<b>5.40</b>	<b>36</b>	<b>0</b>	<b>0</b>	<b>0</b>	<b>0</b>	<b>33.1</b>	<b>39</b>	<b>22</b>	<b>20</b>	<b>3</b>	<b>0</b>	<b>5</b>	<b>36</b>	<b>1</b>	<b>2</b>
<b>Major Totals</b>		<b>2-10</b>	<b>4.51</b>	<b>144</b>	<b>0</b>	<b>0</b>	<b>0</b>	<b>5</b>	<b>133.2</b>	<b>148</b>	<b>69</b>	<b>67</b>	<b>18</b>	<b>4</b>	<b>20</b>	<b>134</b>	<b>8</b>	<b>2</b>

## MAJOR LEAGUE FIELDING RECORD


Position	PCT	G	PO	A	E	TC	DP
Pitcher	.850	144	5	12	3	20	0

## 2019 DELAYS & POSTPONEMENTS

The Braves had 15 games in 2019 that were delayed or postponed, including nine at home. All of the delays were due to inclement weather.

Date	Opponent	Time of Delay	Result
April 10	at Colorado	PPD - Rain (Rescheduled for August 26)	L, 3-1
April 14	New York (NL)	27 minutes	W, 7-3
April 19	at Cleveland	PPD - Rain (Rescheduled as split DH on April 20)	L, 8-4
April 25	at Cincinnati	2 hours 42 minutes	L, 4-2
June 5	at Pittsburgh	2 hours 4 minutes	L, 7-4
June 11	Pittsburgh	1 hour 48 minutes	W, 7-5 (8)
June 12	Pittsburgh	55 minutes	W, 8-7 (11)
June 17	New York (NL)	15 minutes	W, 12-3
June 18	New York (NL)	10 minutes	L, 10-2
June 26	at Chicago (NL)	48 minutes	W, 5-3
June 29	at New York (NL)	1 hour 33 minutes	W, 5-4
July 5	Miami	2 hours 28 minutes	W, 1-0
July 7	Miami	26 minutes	W, 4-3
August 1	Cincinnati	1 hour 46 minutes	W, 4-1 (6)
August 14	New York (NL)	1 hour 12 minutes	W, 6-4





# CARLOS MARTINEZ

# 86

## CATCHER

Full Name: **Carlos Mario Martínez**

Bats: **Right**

Throws: **Right**

Height: **5-11**

Weight: **195**

DOB: **May 2, 1995**

Opening Day Age: **24**

Born: **Cartagena, Colombia**

Resides: **Cartagena, Colombia**

MLB Debut: **None**

MLB Service Time: **0.000**

Acquired: **Signed as a non-drafted free agent, July 15, 2012**

Contract Status: **Signed through 2020**

## NON-ROSTER INVITEE

### 2019

- Spent the entire year with Double-A Mississippi and hit .198 (37-for-187) in 63 games...Recorded single-season career bests in home runs (2) and stolen bases (3).
- Caught 444.2 innings (over 55 games, 52 starts), a single-season career most...Threw out 10 would-be basestealers in 46 attempts (21.7%).

### 2018

- Played a career-most 66 games between Single-A Rome and Double-A Mississippi, and batted .256 (54-for-211) between the two clubs.
- Caught 46% of runners attempting to steal, throwing out 26 of 57 basestealers.

### 2017

- Appeared in 51 games with Rome (A) and a single contest with Florida (A+), combining to bat a career-best .272 (44-for-162) with a .353 on-base percentage.
- Set career highs in average, games (52), hits (44) and walks (16).

### 2016

- Played his second consecutive season with Danville (Rookie-Advanced) and batted .224 (22-for-98) over 30 games.

## TRANSACTIONS

- Signed by the Atlanta Braves as a non-drafted free agent on July 15, 2012...Signed by Carlos Garcia.

## COMPLETE RECORD

Year	Club	AVG	G	AB	R	H	2B	3B	HR	RBI	SH	SF	HP	BB	SO	SB-CS	OBP	SLG	E
2013	DSL Braves	.254	44	122	19	31	5	0	0	13	2	2	6	10	7	2-0	.336	.295	8
2014	GCL Braves	.243	32	74	9	18	4	0	0	2	3	0	2	4	7	1-0	.300	.297	1
2015	Danville	.229	32	105	10	24	4	0	1	7	1	1	3	10	16	0-0	.311	.295	3
2016	Danville	.224	30	98	8	22	2	0	0	10	0	4	2	3	8	0-0	.252	.245	4
2017	Florida	.333	1	3	0	1	1	0	0	0	0	0	0	0	0	0-0	.333	.667	0
	Rome	.270	51	159	12	43	1	0	0	11	1	1	5	16	19	1-1	.354	.277	3
2018	Rome	.270	21	74	7	20	4	0	0	6	0	0	0	5	5	1-0	.316	.324	1
	Mississippi	.248	45	137	15	34	7	0	1	19	0	1	2	10	16	0-0	.307	.321	4
2019	Mississippi	.198	63	187	11	37	4	0	2	15	2	0	6	12	33	3-0	.268	.251	5
	<b>Minor Totals</b>	<b>.240</b>	<b>319</b>	<b>959</b>	<b>91</b>	<b>230</b>	<b>32</b>	<b>0</b>	<b>4</b>	<b>83</b>	<b>9</b>	<b>9</b>	<b>26</b>	<b>70</b>	<b>111</b>	<b>8-1</b>	<b>.306</b>	<b>.286</b>	<b>29</b>



# MARK MELANCON

# 36

## RIGHT-HANDED PITCHER

Full Name: **Mark David Melancon**

Bats: **Right**

Throws: **Right**

Height: **6-1**

Weight: **215**

DOB: **March 28, 1985**

Opening Day Age: **34**

Born: **Wheat Ridge, CO**

Resides: **Holmes Beach, FL**

MLB Debut: **April 26, 2009**

MLB Service Time: **9.098**

Acquired: **Trade with San Francisco, July 31, 2019**

Contract Status: **Signed through 2020**

## 2019

- Combined to go 5-2 with a 3.61 ERA (27 ER/67.1 IP) and 12 saves in 66 games between San Francisco and Atlanta.
  - ▲ Atlanta acquired him on the 7/31 trade deadline, in exchange for RH Dan Winkler and RH Tristan Beck.
- In 23 games with the Braves, went a perfect 11-for-11 in save chances and pitched to a 3.86 ERA (9 ER/21.0 IP)...Logged a 1.79 FIP.
  - ▲ Allowed six runs in 5.1 innings (10.13 ERA) over his first seven games with Atlanta... In his final 16 games, went 1-0 with a 1.72 ERA (3 ER/15.2 IP) and 10 saves.
- Was one of three relievers Atlanta acquired in the final two days before the trade deadline, joining Shane Greene (Detroit) and Chris Martin (Texas).
  - ▲ Melancon, Greene and Martin were each added to Atlanta's bullpen, and joined the Braves after combining to go 4-6 with a 2.65 ERA (36 ER/122.1 IP) over 119 games on the season with their original clubs, with 27 saves, 130 strikeouts and just 32 walks.
  - ▲ The trio combined to pitch in 20 games for Atlanta from 8/1 to 8/14 and went 1-2 with an 11.15 ERA (19 ER/15.1 IP), three blown saves and 31 hits allowed.
  - ▲ In their final 50 combined games for Atlanta, from 8/15 through the end of the season, the three combined to go 1-0 with a 1.69 ERA (9 ER/48.0 IP), convert all 11 save chances and collect 14 holds... They did not blow a lead in that span.
- Induced 121 ground balls on the season, tied for sixth most in the majors among relievers...His 62.1 ground ball percentage was fourth best.

## CAREER HIGHS

Most Innings Pitched

**3.0, 8/24/10, HOU at PHI**

Most Runs

**6, 4/17/12, BOS at TEX**

Most Earned Runs

**6, 4/17/12, BOS at TEX**

Most Hits Allowed

**6, 6/26/11, HOU at TB**

Most Home Runs Allowed

**3, 4/17/12, BOS at TEX**

Most Walks

**3, 3x, last: 7/3/11, HOU vs. BOS**

Most Strikeouts

**4, 9/26/12, BOS vs. TB**

Longest winning streak

**4 games, 4/20-6/22/11**

Longest losing streak

**4 games, 6/18/17-9/22/18**

- ▲ Since making his major league debut in 2009, Melancon's 57.3 ground ball percentage is sixth best among qualified active relievers.
- Allowed opponents to bat .311 (19-for-61) with runners in scoring position, but just .167 (4-for-24) in such situations with two outs.
- His 11 saves with Atlanta gave him 194 for his career, seventh most among active pitchers.

- Compiled a 4.30 ERA (18 ER/37.2 IP) over his first 36 appearances of the season, all with San Francisco...Over his final 30 games between the two clubs, pitched to a 2.73 ERA (9 ER/29.2 IP) and saved all 12 opportunities.

## 2019 POSTSEASON

- Pitched in three of Atlanta's five postseason games, and went 0-1 with a 12.00 ERA (4 ER/3.0 IP) and a 2.50 FIP...Converted two of his three save chances.

## CAREER HIGHLIGHTS

- Is a three-time National League All-Star, was named the 2015 N.L. Reliever of the Year and led the majors in saves, and won the 2017 World Baseball Classic as a member of Team USA.
- From 2011-'19, his 194 saves were the sixth most of any pitcher in baseball, behind Craig Kimbrel (345), Kenley Jansen (297), Aroldis Chapman (273), Fernando Rodney (243) and Greg Holland (206).
- Is a veteran of 13 postseason games, going 1-1 with a 5.54 ERA (8 ER/13.0 IP) in five total series.
- Owns a 28-26 career record with a 2.85 ERA (185 ER/583.1 IP) and 194 saves in 583 games, all in relief over an 11-year career.
  - *A* Has pitched for seven major league teams in his career, appearing with the Yankees ('09-10), Astros ('10-11), Red Sox ('12), Pirates ('13-16), Nationals ('16), Giants ('17-18) and Braves ('19).
- His 51 saves in 2015 led the majors and established a Pirates franchise record...Stood as the sixth-most saves in a single season in N.L. history.
  - *A* Eric Gagne (2003) and John Smoltz (2002) share the record (55).
  - *A* Became just one of 12 pitchers in MLB history to earn 50 or more saves in a season (15th time overall).
  - *A* Was named the Trevor Hoffman National League Reliever of the Year.
  - *A* Was named to his second National League All-Star team (also 2013) and was also selected to The Sporting News N.L. All-Star team.
  - *A* Converted a club record 35 straight save opportunities from 4/23-8/15.
  - *A* Picked up a save in 10 consecutive games from 5/22-6/10, matching the Pittsburgh club record held by Salomon Torres (2006) and Mike Williams (2002).

- *A* Set a Pirates club record for most saves (11) in the month of June; the most saves in June by a National League pitcher since Huston Street had 11 with Colorado in 2009.

- Helped Team USA win the 2017 World Baseball Classic after being added to the roster for the semifinals and finals.
  - *A* Pitched 0.2 scoreless innings, allowing one hit and one walk.
- From 4/23/15 to 9/14/16, his clubs won 95 consecutive games in which he had a save opportunity.
- Earned his first career save, 5/6/11 at Pittsburgh while with Houston.
  - *A* Converted 20-of-25 save chances that season, and his eight wins out of the bullpen marked the most by an Astros reliever since Doug Henry also won eight in 1998.
  - *A* Was the only member of Houston's Opening Day roster to stay in the bullpen the entire season.
- Made his major league debut, 4/26/09 at Boston while with the Yankees and tossed 2.0 scoreless innings.
  - *A* Was tabbed as the Yankees ninth-best prospect by *Baseball America* prior to the season.
  - *A* Began the season with Scranton/Wilkes-Barre...Was selected by New York-AL on April 25 and made his debut a day later.

## AMATEUR

- Attended the University of Arizona after graduating from Golden (CO) HS, where he played baseball, basketball and football.



## TRANSACTIONS

- Selected by the New York Yankees in the ninth round of the 2006 First-Year Player Draft.
- Missed the 2007 season after undergoing "Tommy John" surgery, performed on October 31, 2006.
- Acquired by the Houston Astros along with INF Jimmy Paredes from the New York Yankees in exchange for 1B Lance Berkman and cash considerations on July 31, 2010.
- Acquired by the Boston Red Sox from the Houston Astros in exchange for RHP Kyle Weiland and INF Jed Lowrie on December 14, 2011.
- Acquired by the Pittsburgh Pirates along with RHP Stolmy Pimentel, INF Ivan De Jesus and OF Jerry Sands from the Boston Red Sox in exchange for RHP Joel Hanrahan and INF Brock Holt on December 26, 2012.
- Acquired by the Washington Nationals from the Pittsburgh Pirates in exchange for LHP Taylor Hearn and LHP Felipe Vazquez on July 30, 2016.
- Signed by the San Francisco Giants to a two-year major league contract with two option years on December 22, 2016.
- On San Francisco's injured list (right elbow tendinitis), from May 9 to May 15, 2017.
- On San Francisco's injured list (right pronator strain), from June 28 to August 12, 2017; included a rehabilitation assignment to Sacramento (AAA) and San Jose (A+)
- On San Francisco's 60-day injured list (right elbow flexor strain), from March 26 to June 1, 2018; included a rehabilitation assignment to Sacramento (AAA).
- Acquired by the Atlanta Braves from the San Francisco Giants in exchange for RHP Tristan Beck and RHP Dan Winkler on July 31, 2019.



**COMPLETE RECORD**

Year	Club	W-L	ERA	G	GS	CG	SHO	SV	IP	H	R	ER	HR	HB	BB	SO	WP	BK
2006	Staten Island	0-1	3.52	7	0	0	0	2	7.2	9	7	3	0	0	2	8	1	0
2008	Tampa	1-0	2.84	13	0	0	0	0	25.1	26	9	8	2	1	6	20	0	0
	Trenton	6-0	1.81	19	0	0	0	2	49.2	32	14	10	3	0	12	47	1	0
2009	Scranton/WB	1-1	2.70	12	0	0	0	1	20.0	11	7	6	1	1	4	22	1	0
	Scranton/WB	4-0	2.89	32	0	0	0	3	53.0	37	22	17	3	6	11	54	5	0
	New York (AL)	0-1	3.86	13	0	0	0	0	16.1	13	8	7	0	4	10	10	3	0
2010	Scranton/WB	6-1	3.67	40	0	0	0	6	56.1	63	24	23	5	3	31	58	7	0
	New York (AL)	0-0	9.00	2	0	0	0	0	4.0	7	5	4	1	0	0	3	0	0
	Round Rock	1-0	0.00	3	0	0	0	1	4.1	5	0	0	0	0	1	2	0	0
2011	Houston	2-0	3.12	20	0	0	0	0	17.1	12	8	6	1	1	8	19	2	0
	Houston	8-4	2.78	71	0	0	0	20	74.1	65	28	23	5	2	26	66	1	0
2012	Boston	0-2	6.20	41	0	0	0	1	45.0	45	31	31	8	3	12	41	2	0
	Pawtucket	0-0	0.83	21	0	0	0	11	21.2	15	2	2	0	2	3	27	1	0
2013	Pittsburgh	3-2	1.39	72	0	0	0	16	71.0	60	15	11	1	1	8	70	6	0
2014	Pittsburgh	3-5	1.90	72	0	0	0	33	71.0	51	15	15	2	3	11	71	3	0
2015	Pittsburgh	3-2	2.23	78	0	0	0	51	76.2	57	22	19	4	2	14	62	3	0
2016	Pittsburgh	1-1	1.51	45	0	0	0	30	41.2	31	10	7	2	1	9	38	1	0
	Washington	1-1	1.82	30	0	0	0	17	29.2	21	6	6	1	0	3	27	3	0
2017	San Francisco	1-2	4.50	32	0	0	0	11	30.0	37	16	15	3	1	6	29	2	0
	Sacramento	0-0	0.00	1	1	0	0	0	1.0	0	0	0	0	0	1	0	0	0
	San Jose	0-0	13.50	3	3	0	0	0	2.2	6	4	4	1	1	0	4	0	0
2018	Sacramento	0-0	0.00	4	0	0	0	0	3.2	2	0	0	0	0	0	4	0	0
	San Francisco	1-4	3.23	41	0	0	0	3	39.0	48	18	14	2	1	14	31	4	0
2019	San Francisco	4-2	3.50	43	0	0	0	1	46.1	49	19	18	3	2	16	44	3	0
	Atlanta	1-0	3.86	23	0	0	0	11	21.0	22	9	9	1	0	2	24	1	0
<b>Minor Totals</b>		<b>19-3</b>	<b>2.68</b>	<b>155</b>	<b>4</b>	<b>0</b>	<b>0</b>	<b>26</b>	<b>245.1</b>	<b>206</b>	<b>89</b>	<b>73</b>	<b>15</b>	<b>14</b>	<b>71</b>	<b>246</b>	<b>16</b>	<b>0</b>
<b>A.L. Totals</b>		<b>0-3</b>	<b>5.79</b>	<b>56</b>	<b>0</b>	<b>0</b>	<b>0</b>	<b>1</b>	<b>65.1</b>	<b>65</b>	<b>44</b>	<b>42</b>	<b>9</b>	<b>7</b>	<b>22</b>	<b>54</b>	<b>5</b>	<b>0</b>
<b>N.L. Totals</b>		<b>28-23</b>	<b>2.48</b>	<b>527</b>	<b>0</b>	<b>0</b>	<b>0</b>	<b>193</b>	<b>518.0</b>	<b>453</b>	<b>166</b>	<b>143</b>	<b>25</b>	<b>14</b>	<b>117</b>	<b>481</b>	<b>29</b>	<b>0</b>
<b>Major Totals</b>		<b>28-26</b>	<b>2.85</b>	<b>583</b>	<b>0</b>	<b>0</b>	<b>0</b>	<b>194</b>	<b>583.1</b>	<b>518</b>	<b>210</b>	<b>185</b>	<b>34</b>	<b>21</b>	<b>139</b>	<b>535</b>	<b>34</b>	<b>0</b>

**WILD CARD GAME RECORD**

Year	Club, Opp	W-L	ERA	G	GS	CG	SHO	SV	IP	H	R	ER	HR	HP	BB	SO	WP	BK
2014	Pit. vs. SF	0-0	0.00	1	0	0	0.0	0	1	0	0	0	0	0	0	1	0	0
2015	Pit. vs. Chi.	0-0	0.00	1	0	0	0.0	0	1	1	0	0	0	0	0	0	0	0
<b>W.C. Totals</b>		<b>0-0</b>	<b>0.00</b>	<b>2</b>	<b>0</b>	<b>0</b>	<b>0.0</b>	<b>0</b>	<b>2</b>	<b>1</b>	<b>0</b>	<b>0</b>	<b>0</b>	<b>0</b>	<b>0</b>	<b>1</b>	<b>0</b>	<b>0</b>

**DIVISION SERIES RECORD**

Year	Club, Opp	W-L	ERA	G	GS	CG	SHO	SV	IP	H	R	ER	HR	HP	BB	SO	WP	BK
2013	Pit. vs. Stl.	1-0	9.82	4	0	0	0.0	0	3.2	5	4	4	2	0	1	2	0	0
2016	Wsh. vs. LAD	0-0	0.00	4	0	0	0	1	4.1	3	0	0	0	0	2	5	0	0
2019	Atl. vs. Stl.	0-1	12.00	3	0	0	0	2	3.0	8	4	4	0	0	2	4	0	0
<b>D.S. Totals</b>		<b>1-1</b>	<b>6.55</b>	<b>11</b>	<b>0</b>	<b>0</b>	<b>0</b>	<b>3</b>	<b>11.0</b>	<b>16</b>	<b>8</b>	<b>8</b>	<b>2</b>	<b>0</b>	<b>5</b>	<b>11</b>	<b>0</b>	<b>0</b>

**ALL-STAR GAME RECORD**

Year	Club, Site	W-L	ERA	G	GS	CG	SHO	SV	IP	H	R	ER	HR	HP	BB	SO	WP	BK
2015	N.L., Cin	0-0	9.00	1	0	0	0	0	1.0	1	1	1	1	0	0	2	0	0
2016	N.L., SD	0-0	0.00	1	0	0	0	0	0.1	0	0	0	0	0	1	0	0	0
<b>All-Star Totals</b>		<b>0-0</b>	<b>6.75</b>	<b>2</b>	<b>0</b>	<b>0</b>	<b>0</b>	<b>0</b>	<b>1.1</b>	<b>1</b>	<b>1</b>	<b>1</b>	<b>1</b>	<b>0</b>	<b>1</b>	<b>2</b>	<b>0</b>	<b>0</b>

**MAJOR LEAGUE FIELDING RECORD**

Position	PCT	G	PO	A	E	TC	DP
Pitcher	.980	583	61	87	3	151	10



# A.J. MINTER

# 33

## LEFT-HANDED PITCHER

Full Name: **Alex Jordan Minter**

Bats: **Left**

Throws: **Left**

Height: **6-0**

Weight: **215**

DOB: **September 2, 1993**

Opening Day Age: **26**

Born: **Tyler, TX**

Resides: **Whitehouse, TX**

MLB Debut: **August 23, 2017**

MLB Service Time: **1.162**

Acquired: **Braves' Competitive Balance B pick (75th overall) in 2015**

Contract Status: **Signed through 2020**

## 2019

- Made 36 appearances with Atlanta and went 3-4 with a 7.06 ERA (23 ER/29.1 IP) and 35 strikeouts... Logged five saves.
  - Opened the season on the 10-day injured list with left shoulder inflammation and missed the first five games before being reinstated on 4/4...Made a second trip to the IL due to left shoulder inflammation, 9/12, and missed the remainder of the season.
- Pitched to a 4.57 FIP on the season...In 117 career games, has a 2.97 FIP and a 4.26 ERA.
  - Minter's 2.49 difference in FIP and ERA in 2019 was the fifth-biggest disparity in the majors (min. 35 games).
- Allowed the first batter he faced to bat .286 (8-for-28) and reach base at a .444 clip...The first batter logged a 1.016 OPS against him.
- Was optioned to Gwinnett on 5/9, and made three total stints with Atlanta...Was also up from 6/11-8/1 and from 9/3 through the end of the season.
- In 20 games with Triple-A Gwinnett, went 2-2 with a 3.57 ERA (9 ER/22.2 IP) and five saves... Fanned 30 and walked just three.
  - Walked 1.2 batters per 9.0 innings with Gwinnett...Walked 7.1 batters per 9.0 innings with Atlanta.

## 2018

- In his first major league season, worked at the back-end of the Braves bullpen and finished with 15 saves, one off the team lead of RHP Arody Vizcaino.

## CAREER HIGHS

Most Innings Pitched

**1, 1, 9x, last: 9/8/19, ATL vs. WSH**

Most Runs Allowed

**4, 2x, last: 4/27/19, ATL vs. COL**

Most Earned Runs Allowed

**4, 4/27/19, ATL vs. COL**

Most Hits Allowed

**4, 3x, last: 9/8/19, ATL vs. WSH**

Most Home Runs Allowed

**1, 7x, last: 9/10/19, ATL at PHI**

Most Walks

**2, 10x, last: 7/30/19, ATL at WSH**

Most Strikeouts

**4, 10/1/17, ATL at MIA**

Longest winning streak

**3 games, 2x, last: 6/22-present**

Longest losing streak

**4 games, 4/6-5/9/19**

- Since the save became an official stat in 1969, 2018 marked just the second time the Braves had two different players record 15 saves...RHP Greg McMichael had 19 and LHP Mike Stanton had 27 in 1993.
- Minter's 15 saves were second most among rookies in the majors, just one short of PHI's Seranthony Dominguez.

**A** Minter's 15 saves were the most by a rookie left-hander since 1975, when Will McEnaney saved 15 for Cincinnati.

- Also had 12 holds, becoming one of four pitchers in the majors with that many holds and at least 15 saves...Joined Jeremy Jeffress, Joakim Soria and Seranthony Dominguez.
- Made 65 appearances, the fourth most in franchise history by a rookie left-hander...Jonny Venters set the mark with 79 in 2010.

**A** Led all major league rookie lefties this season with his 65 appearances.

- Allowed 16 of his 22 earned runs at SunTrust Park...Went 2-0 with a 1.88 ERA (6 ER/28.2 IP) and converted 10-of-11 save chances in 31 games on the road.
- Batters hit .297 (19-for-64) against him with runners in scoring position, including .324 (11-for-34) in such situations with two outs...Allowed a .208 (11-for-53) opponents' average with no runners on and no outs.
- Walked 3.2 per nine innings, but compiled a 3.38 ERA (7 ER/18.2 IP) in appearances with a walk... Had a 3.16 ERA (15 ER/42.2 IP) in his 46 games with no walks.
- Among National League pitchers with as many innings as Minter, his 0.44 HR/9 rate was eighth best...Allowed three total home runs, all on the first pitch of an at-bat.
- In at-bats that started 0-1, the opposition hit .258 (31-for-120) against Minter...When starting the at-bat with a ball, Minter limited the opposition to a .169 (15-for-106) average.

## 2018 POSTSEASON

- Appeared in two games of the NLDS vs. LAD, and tossed a scoreless inning in each.

## 2017

- Made his major league debut and finished the season in the Atlanta bullpen after spending time across four levels of the Braves minor league system to open the year.
- Began the year with High-A Florida and made one appearance before going to the disabled list with left forearm nerve inflammation...Missed all of his first major league Spring Training camp with the same injury.
- Made his MLB debut on 8/23 vs. SEA after the organization selected his contract from Triple-A Gwinnett earlier in the day...Struck out two in a perfect ninth inning and became the first member of the organization's 2015 draft class to reach the majors.

- Did not issue a walk in his first 13 career games... No other Braves pitcher in the modern era (since 1900) issued zero walks through the first 10 games of his career...Ian Thomas was the only other pitcher to go nine straight...According to the Elias Sports Bureau, Minter's streak was two games shy of the modern major league record... SF's Hunter Strickland began his career in 2014-2015 with 15 games without a base-on-balls.
- Issued his first walk and took his only loss on 9/26 at NYM.
- Finished the season having struck out at least one batter in his final 12 games...Of the 45 outs he recorded, 26 came by strikeout...Fanned a season-best four in his final appearance of the season, 10/1 at MIA.
- Had a 15.60 K/9 ratio and his strikeout per batter faced mark was .433...As a reference, only three qualifying relievers in history have reached those marks in the same season...Aroldis Chapman in 2013 and 2014, Craig Kimbrel in 2012 and 2017 and Kenley Jansen in 2011.
- His 26 strikeouts were the second most through a reliever's first 16 games in Atlanta franchise history...Only Craig Kimbrel had more with 31.
- Split his minor league time between Gwinnett (AAA), Mississippi (AA), Florida (A+) and Rome (A), combining to go 1-2 with a 3.33 ERA (9 ER/24.1 IP) and 30 strikeouts over 26 games.
- Reinstated from the MiLB disabled list on 6/12 and tossed a perfect inning for Florida, striking out all three batters he faced on 12 pitches.
- Moved to Single-A Rome on 6/16 for one outing before returning to the Fire Frogs...Made his Double-A debut on 6/28...After three scoreless outings with the M-Braves, transferred to Triple-A on 7/4 where he remained until his selection to the MLB roster.
- Went 1-0 with a 1.00 ERA (1 ER/9.0 IP) over his last 9 games with GWN after going 0-2 with a 9.95 ERA in his first 8 appearances with the G-Braves...Pitched back-to-back days for the first time in his career, 7/23 and 7/24...Did not pitch on consecutive days at the MLB level.

## 2016

- Made his professional debut, pitching out of the bullpen for three different levels of the Braves organization as he recovered from "Tommy John" surgery in March of 2015...Did not pitch on consecutive days all season.
- Made 31 combined appearances, compiling a 1.30 ERA (5 ER/34.2 IP), a .149 (18-for-121) and 47 strikeouts...Gave up three extra-base hits total and no runs in 29 of 31 games.

- Began the year with Single-A Rome, making his professional debut on 5/5 vs. Hickory in Game 2 of a doubleheader.
- Advanced to Single-A Carolina on 5/19 and debuted for the Mudcats on 5/22...Struck out four over 2.0 scoreless innings that day at Wilmington.
- Made his Double-A debut on 7/5, striking out two over 1.2 innings vs. Montgomery.
- Struck out at least one batter in 16 of his 18 regular season appearances with Mississippi... Fanned 12 consecutive batters, 7/9-22.
- Made three scoreless postseason appearances for the M-Braves.

## 2015

- Did not pitch professionally as he recovered from "Tommy John" surgery performed on his left elbow on March 30.

## AMATEUR

- Pitched for three seasons at Texas A&M University.
- Went 5-0 with a 2.00 ERA (13 ER/58.1 IP) over 56 appearances (four starts) during his collegiate career...Moved from the bullpen to the starting rotation for his junior season in 2015, going 2-0 with a 0.43 ERA (1 ER/21.0 IP) across four starts to open the year before undergoing season-ending surgery.
- Following his sophomore season he appeared in nine games out of the bullpen for the USA Baseball Collegiate National Team, posting a 0-0 record with a 0.00 ERA, striking out 10 in 12.1 innings.

## TRANSACTIONS

- Selected by the Atlanta Braves in the Competitive Balance B round (75th overall) of the 2015 First-Year Player Draft...Signed by Darin Vaughan.
- On Atlanta's injured list (left shoulder inflammation) from March 25 to April 4, 2019.
- On Atlanta's 60-day injured list (left shoulder inflammation) from September 12 through the end of the 2019 season.

## COMPLETE RECORD

Year	Club	W-L	ERA	G	GS	CG	SHO	SV	IP	H	R	ER	HR	HB	BB	SO	WP	BK
2016	Rome	0-0	0.00	5	0	0	0	2	6.2	2	0	0	0	0	1	6	1	0
	Carolina	0-0	0.00	8	0	0	0	0	9.1	3	0	0	0	0	4	10	0	0
	Mississippi	1-0	2.41	18	0	0	0	0	18.2	13	5	5	0	0	6	31	3	0
2017	Florida	0-0	1.80	5	0	0	0	0	5.0	3	1	1	1	0	0	9	0	0
	Rome	0-0	0.00	1	0	0	0	0	1.0	1	0	0	0	0	0	1	0	0
	Mississippi	0-0	0.00	3	0	0	0	0	3.0	1	0	0	0	0	2	3	0	0
	Gwinnett	1-2	4.70	17	0	0	0	0	15.1	15	11	8	1	0	10	17	1	0
	Atlanta	0-1	3.00	16	0	0	0	0	15.0	13	5	5	1	0	2	26	0	0
2018	Atlanta	4-3	3.23	65	0	0	0	15	61.1	57	23	22	3	2	22	69	5	0
2019	Atlanta	3-4	7.06	36	0	0	0	5	29.1	36	23	23	3	1	23	35	5	0
	Gwinnett	2-2	3.57	20	0	0	0	5	22.2	24	11	9	4	0	3	30	1	0
<b>Minor Totals</b>		<b>4-4</b>	<b>2.53</b>	<b>77</b>	<b>0</b>	<b>0</b>	<b>0</b>	<b>7</b>	<b>81.2</b>	<b>62</b>	<b>28</b>	<b>23</b>	<b>6</b>	<b>0</b>	<b>26</b>	<b>107</b>	<b>6</b>	<b>0</b>
<b>Major Totals</b>		<b>7-8</b>	<b>4.26</b>	<b>117</b>	<b>0</b>	<b>0</b>	<b>0</b>	<b>20</b>	<b>105.2</b>	<b>106</b>	<b>51</b>	<b>50</b>	<b>7</b>	<b>3</b>	<b>47</b>	<b>130</b>	<b>10</b>	<b>0</b>

## DIVISION SERIES RECORD

Year	Club, Opp	W-L	ERA	G	GS	CG	SHO	SV	IP	H	R	ER	HR	HP	BB	SO	WP	BK
2018	Atl. vs. LAD	0-0	.000	2	0	0	0	0	2.0	1	0	0	0	0	1	3	1	0

## MAJOR LEAGUE FIELDING RECORD

Position	PCT	G	PO	A	E	TC	DP
Pitcher	1.000	117	1	7	0	8	1





NON-ROSTER INVITEE

# JONATHAN MORALES

87

## CATCHER

Full Name: **Jonathan Alexander Morales**Bats: **Right**Throws: **Right**Height: **5-11**Weight: **200**DOB: **January 29, 1995**Opening Day Age: **25**Born: **Arroyo, PR**Resides: **Arroyo, PR**MLB Debut: **None**MLB Service Time: **0.000**Acquired: **Braves' 25th-round pick in 2015**Contract: **Signed through 2020**

## 2019

- Split his fifth professional season between Double-A Mississippi and Triple-A Gwinnett...Hit .240/.305/.309 (66-for-275) with two home runs, 25 RBI and 27 runs scored in 80 games...Also drew 27 walks, a single-season career most.
- Defensively, appeared in 62 games behind the plate (61 starts) and 14 at first base (11 starts)... Between his two stops, threw out 32.7 percent of basestealers (18-of-55).

## 2018

- Combined to bat .265/.326/.340 in 70 games between Double-A Mississippi, Triple-A Gwinnett and the GCL Braves.
- Was on Gwinnett's disabled list from 5/25-7/13 with a right knee medial meniscus injury.

## 2017

- Split the season between Florida (A+) and Mississippi, combining to bat .219 over 92 games.
- Threw out 35% (13-of-37) of would-be basestealers.

## COMPLETE RECORD

Year	Club	AVG	G	AB	R	H	2B	3B	HR	RBI	SH	SF	HP	BB	SO	SB-CS	OBP	SLG	E
2015	GCL Braves	.304	46	135	24	41	7	0	7	22	1	0	2	14	14	2-2	.377	.511	1
2016	Rome	.269	113	424	49	114	25	0	4	55	2	6	5	25	55	3-4	.313	.356	5
2017	Florida	.253	53	194	25	49	4	0	2	17	2	0	1	12	32	1-1	.300	.304	5
	Mississippi	.169	39	130	8	22	4	0	1	12	3	1	2	7	20	0-0	.221	.223	3
2018	Mississippi	.268	46	142	12	38	7	1	1	21	2	2	4	9	21	0-2	.325	.352	2
	Gwinnett	.261	16	46	4	12	0	0	0	9	0	1	1	3	8	0-0	.314	.261	0
	GCL Braves	.259	8	27	2	7	1	0	1	3	0	0	2	2	2	0-0	.355	.407	1
2019	Mississippi	.201	46	154	10	31	8	0	0	13	2	4	1	17	24	0-0	.278	.253	0
	Gwinnett	.289	34	121	17	35	5	0	2	12	0	1	0	10	25	0-0	.341	.380	1
	<b>Minor Totals</b>	<b>.254</b>	<b>401</b>	<b>1375</b>	<b>151</b>	<b>349</b>	<b>61</b>	<b>1</b>	<b>18</b>	<b>164</b>	<b>12</b>	<b>15</b>	<b>18</b>	<b>99</b>	<b>201</b>	<b>6-9</b>	<b>.310</b>	<b>.339</b>	<b>18</b>

**NON-ROSTER INVITEE**

# KYLE MULLER

# 80

## LEFT-HANDED PITCHER

Full Name: **Kyle Douglas Muller**

Bats: **Right**

Throws: **Left**

Height: **6-7**

Weight: **250**

DOB: **October 7, 1997**

Opening Day Age: **22**

Born: **Dallas, TX**

Resides: **Dallas, TX**

MLB Debut: **None**

MLB Service Time: **0.000**

Acquired: **Braves' second-round pick (44th overall) in 2016**

Contract Status: **Signed through 2020**

## 2019

- Spent the season at Double-A Mississippi, going 7-6 with a 3.14 ERA (39 ER/111.2 IP) in 22 games, all starts...Fanned 120, walked 68, and threw two complete games.
- Named to the Southern League All-Star Game... Did not appear for the South team in a 7-3 loss.
- His 120 strikeouts were eighth most in the Southern League.
- His season ended after he suffered a right calf strain on 8/2...Threw three pitches before leaving the game...Did not return to the active roster for the remainder of the season.
- Did not allow an earned run over his final 17.2 IP.

## 2018

- Made 25 starts between Single-A Rome, High-A Florida and Double-A Mississippi, and went 11-3 with a 3.03 ERA (47 ER/139.2 IP).
- Led the Atlanta system with 11 wins and ranked second in innings pitched (139.2), eighth in starter's ERA (3.03) and eighth in strikeouts (129).
- Earned three Pitcher of the Month awards from the organization, including April at Rome, June at Florida and August at Mississippi.
- Pitched with Peoria in the Arizona Fall League.

## 2017

- Played his first full professional season with Rookie-Advanced Danville, going 1-1 with a 4.15 ERA (22 ER/47.2 IP) and 49 strikeouts over 11 games, all starts.
- Entered the season tabbed by MLB.com as Atlanta's No. 13 prospect, while *Baseball America* named him No. 17.

## 2016

- In his first pro season, earned GCL Braves Pitcher of the Year honors.

## AMATEUR

- Earned 2016 Gatorade National Player of the Year honors after pitching to a perfect 8-0 record with a 0.46 ERA and 133 strikeouts in 76.0 innings at Jesuit College Prep.
- Entered the First-Year Player Draft as the 25th-best player in the class according to *Baseball America*.

## TRANSACTIONS

- Selected by the Atlanta Braves in the second round (44th overall) of the 2016 First-Year Player Draft...Signed by Nate Dion.

## COMPLETE RECORD

Year	Club	W-L	ERA	G	GS	CG	SHO	SV	IP	H	R	ER	HR	HB	BB	SO	WP	BK
2016	GCL Braves	1-0	0.65	10	9	0	0	0	27.2	14	3	2	0	0	12	38	1	0
2017	Danville	1-1	4.15	11	11	0	0	0	47.2	43	24	22	5	1	18	49	5	1
2018	Rome	3-0	2.40	6	6	0	0	0	30.0	24	10	8	3	2	8	23	1	0
	Florida	4-2	3.24	14	14	0	0	0	80.2	80	30	29	2	1	32	79	5	0
	Mississippi	4-1	3.10	5	5	1	1	0	29.0	22	10	10	3	2	6	27	1	0
2019	Mississippi	7-6	3.14	22	22	2	0	0	111.2	81	42	39	5	7	68	120	16	0
<b>Minor Totals</b>		<b>20-10</b>	<b>3.03</b>	<b>68</b>	<b>67</b>	<b>3</b>	<b>1</b>	<b>0</b>	<b>326.2</b>	<b>264</b>	<b>119</b>	<b>110</b>	<b>18</b>	<b>13</b>	<b>144</b>	<b>336</b>	<b>29</b>	<b>1</b>



# SEAN NEWCOMB

# 15

## LEFT-HANDED PITCHER

Full Name: **Sean William Newcomb**

Bats: **Left**

Throws: **Left**

Height: **6-5**

Weight: **255**

DOB: **June 12, 1993**

Opening Day Age: **26**

Born: **Brockton, MA**

Resides: **Randolph, MA**

MLB Debut: **June 10, 2017**

MLB Service Time: **2.108**

Acquired: **Trade with Los Angeles (AL), November 12, 2015**

Contract Status: **Signed through 2020**

## 2019

- Pitched primarily in a relief role for the first time in his career and went 6-3 with a 3.16 ERA (24 ER/68.1 IP) in 55 games, including four starts.
  - ▲ Opened the year in the starting rotation, before moving to the bullpen on 5/4...Had a 3.04 ERA (18 ER/53.1 IP) in 51 games in relief...Issued just 19 walks and struck out 57 hitters after joining the bullpen.
- Was placed on the 7-day concussion IL on 6/18 after taking a line drive off the back of the head, 6/15 vs. PHI...He was reinstated on 6/25 after making one rehabilitation appearance with Triple-A Gwinnett.
- Recorded his first career save, 5/20 at SF... Became the first Braves pitcher to start multiple games and earn a save in the same season since Matt Wisler in 2016.
- Went a career-high 11 consecutive appearances without allowing an earned run, 5/29 to 6/29.
- Started each of his first three appearances of the season and allowed opponents to bat .306/.397/.388 while compiling a 4.38 ERA (6 ER/12.1 IP).
  - ▲ In 51 appearances out of the bullpen, held opponents to a .215/.291/.370 line and pitched to a 3.04 ERA (18 ER/53.1 IP).
  - ▲ As a reliever, walked just 8.5% of batters he faced and compiled a 3.00 K/BB rate... In the rotation, walked 14.3% of batters faced and had a 0.80 K/BB rate.
- Fanned a season-high six over 4.2 scoreless innings, 6/10 vs. PIT...Threw 40 strikes in 55 total pitches and retired 14 of the 15 batters he faced. Earned his first win of the season with the effort.

## CAREER HIGHS

Most Innings Pitched  
**8.2, 7/29/18, ATL vs. LAD**

Most Runs Allowed  
**7, 2x, last: 8/17/18, ATL vs. COL**

Most Earned Runs Allowed  
**7, 2x, last: 8/17/18, ATL vs. COL**

Most Hits Allowed  
**12, 8/12/18, ATL vs. MIL**

Most Home Runs Allowed  
**3, 8/15/17, ATL at COL**

Most Walks  
**7, 8/3/17, ATL vs. LAD**

Most Strikeouts  
**9, 2x, last: 4/8/18, ATL at COL**

Longest Winning Streak  
**7 games, 4/8/18-6/5/18**

Longest Losing Streak  
**5 games, 7/4/17-8/9/17**

- Became just the second Braves reliever to get the win in a relief outing of at least 4.2 innings since 1988, and both came this season...Touki Toussaint earned the win with 6.0 frames of relief, 4/13 vs. NYM, in a game Newcomb started.
- Was optioned to Gwinnett, 4/13, and recalled on 5/4 for the remainder of the season.

- Made three starts for the Stripers and went 2-1 with a 2.41 ERA (5 ER/18.2 IP).

## 2019 POSTSEASON

- Appeared in four of Atlanta's five postseason games and retired all 11 batters he faced, including four via strikeout. Earned the win in Game 3 in St. Louis.
- In six career postseason games, including one start, is 1-0 with a 1.08 ERA (1 ER/8.1 IP).

## 2018

- In his first full major league season, his 12 wins were second most on the Atlanta staff, trailing just Mike Foltyniewicz...Became the first left-hander to win 12 games for Atlanta since Mike Minor won 13 in 2013.

- The Braves logged just 33 wins by left-handed starters from 2014-2017, tied for fifth fewest in the National League.

- His 81 walks on the season tied for fourth most in the majors.
- In his 12 wins, allowed 16 total runs for a 1.55 ERA.
- Went 8-2 and pitched to a 2.59 ERA (25 ER/87.0 IP) over his first 15 starts of the season...Among N.L. starters with at least 85.0 innings in that span, his ERA ranked fifth lowest.

- In the 15 turns that followed, went 4-7 with a 5.42 ERA (46 ER/76.1 IP)...His ERA ranked second highest among 54 National League pitchers with at least 70.0 innings in that span.

- Finished the month of May 5-0 with a 1.54 ERA (6 ER/35.0 IP) and no home runs allowed...Atlanta went 5-1 in his six starts.

- His five wins in the month were most in the majors, while his 1.54 ERA ranked sixth best in the N.L...His batting average against of .158 was the lowest in the league among qualifying pitchers.

- Tossed 6.0 scoreless innings and allowed a career-low one hit, 5/13 at MIA...The start was his third consecutive scoreless turn.

- Became the first Braves pitcher over the last 110 seasons to allow two hits or fewer and no runs in three consecutive starts.

- Went 4-0 with a 0.75 ERA (2 ER/24.0 IP) in his four starts against Miami...Became the third Atlanta starter in franchise history to beat the Marlins four times in a single season, joining Tom Glavine and Greg Maddux, who both did so in 2002.

- Came within one strike of a no-hitter, 7/29 vs. LAD...Chris Taylor hit a two-strike single to left with two outs in the ninth for the Dodgers' first hit.

- Newcomb's performance was the longest a Braves pitcher took a no-hit attempt since Shelby Miller also went 8.2 no-hit innings on 5/17/15 at Miami...Miller allowed a first-pitch single to Justin Bour.

- Joined Miller as the only two pitchers in Atlanta franchise history to lose a no-hitter with two outs in the ninth inning, according to research from the Elias Sports Bureau.

- In 18 games, 17 starts, following an Atlanta loss, went 8-4 with a 3.35 ERA (36 ER/96.2 IP) and a .231 opponents' batting average.

- Newcomb's eight wins following a loss tied for ninth most in the majors, while his 3.35 ERA was sixth lowest among pitchers with as many starts following a team defeat.

- Went 8-3 with a 2.80 ERA (27 ER/86.2 IP) in 17 games, 16 starts, on the road...Limited the opposition to a .195 batting average in these games...Finished 4-6 with a 5.12 ERA (44 ER/77.1 IP) in 14 starts at SunTrust Park.

## 2018 POSTSEASON

- Appeared in two games of the NLDS vs. LAD, making the start in Game 4 at SunTrust Park, the Braves' only victory in the series...Did not receive a decision in either game and compiled a 1.93 ERA (1 ER/4.2 IP).

- Became the first left-handed pitcher to start a playoff game for Atlanta since Mike Minor did so in Game 2 of the 2013 NLDS, also versus Los Angeles (NL)...That start by Minor was the last playoff game that Atlanta won prior to Game 4.

- Tossed 2.0 scoreless innings in relief during Game 1.

## 2017

- In his second season in the Atlanta organization, made his major league debut after beginning the season with Triple-A Gwinnett.
- Went a season-best 6.1 innings in his MLB debut on 6/10 vs. NYM in the first game of a doubleheader, allowing one unearned run, four hits and two walks while striking out seven.

➤ He became just the second pitcher in Atlanta franchise history to go as long in his MLB debut and not allow an earned run...Larry McWilliams did so on July 17, 1978, also against the Mets, also in the first game of a doubleheader and also in Atlanta.

- Became the seventh Braves pitcher to start against the Mets in his MLB debut...The previous six, including Hall-of-Famer John Smoltz on 7/23/88, combined to go 4-1 with a 2.35 ERA (10 ER/38.1 IP).
- Finished with 108 strikeouts in 100.0 major league innings...His 9.72 K/9 was the second highest mark by a rookie starter in Atlanta franchise history (minimum 75.0 innings)...Only Brandon Beachy's 10.74 rate in 2011 was higher.
- Became one of three rookie lefties to start for the Braves in 2017 (also, Luiz Gohara and Max Fried)... The last time the Braves had that many rookie lefties make a start in the same season was 1945, when Bob Logan, Lefty Wallace and Bob Whitcher did it.
- Earned his first major league win while becoming the first pitcher in Atlanta franchise history to begin his career with four consecutive quality starts with a 3-0 win over SD at Petco Park on 6/27...Struck out eight over 6.0 innings to lower his ERA to 1.48...The only other Atlanta starter to have a better ERA through his first four career appearances was Kyle Davies (0.77) in 2005.
- Went 6.0 innings and allowed three runs to lose his second start, 6/16 vs. MIA...The Braves did not score a run while he was on the mound in his first two starts...Since the franchise moved to Atlanta in 1966, no Braves pitcher lost his first two appearances despite collecting a quality start in both.
- Following his quality-start streak to begin his career, went 0-5 with a 6.55 ERA (25 ER/34.1 IP) over his next seven starts from 7/4-8/9 in which he faced eventual playoff teams Houston, Washington, Chicago (NL), and Los Angeles (NL) twice...Also faced Philadelphia twice in the stretch.
- Earned his first career home win, 8/20 vs. CIN to snap his five-game overall losing streak...Started his career 0-6 with a 5.02 ERA in seven starts at SunTrust Park...Held the Reds scoreless over 5.0 innings.
- Compiled a 3.99 ERA (21 ER/47.1 IP) over his final nine starts...Only completed 6.0 innings twice during that stretch (8/9 vs. PHI and 8/15 at COL).
- Allowed 10 total home runs and just one over his final seven starts (35.1 innings)...Finished the season with a 25.2-inning homerless streak.
- Righties hit nine of the 10 homers against him.
- Walked eight over 24.1 innings (2.96 BB/9) in his first four starts, but then produced a 5.83 BB/9 (99 BB/75.2 IP) mark through the end of the season.
- Until his selection to the MLB roster on 6/10, spent the entire season with Triple-A Gwinnett... At the time of his promotion, tied for the team lead with 11 starts, while compiling a 3-3 record, 74 strikeouts and a 2.97 ERA...His strikeouts total was second most in the IL at the time of his promotion, while his ERA ranked seventh.

## 2016

- Spent the year with Double-A Mississippi, tying for the Southern League lead with 27 starts.
- His 320 strikeouts in 2015 and 2016 were the second most among all minor leaguers...He was 11 off the lead of Jaime Schultz.
- In his first season in the Braves organization, fanned 152, tied for 18th most among all MiLB players and most in the SL...His 9.77 K/9 ranked fifth best among qualifying minor leaguers.
- His 71 walks were tied for the 13th most in MiLB.
- Made two postseason starts...Took a no-decision in a Game 1, 6-5 loss of the first round against Pensacola and lost, 2-0, in Game 2 of the championship series at Jackson.
- Entered 2016 as the Braves' second-best prospect according to *Baseball America*.

## 2015

- Ended the 2015 season as LAA's top rated minor leaguer, according to the publication.
- Went a combined 9-3 with a 2.38 ERA (36 ER/136.0 IP) in 27 games (27 starts) across three minor league levels for Los Angeles (AL)...Struck out 168, tied for the second most by any minor leaguer.
- His 11.12 SO/9 ratio ranked second in the minors among pitchers with at least 130.0 innings...Only 32 minor leaguers since 2000 have compiled a single-season SO/9 mark as high as Newcomb's 11.12 (minimum 130.0 innings).
- Walked 76, the fifth most in the minors...Issued at least one walk in each of his 27 starts.
- Named to the USA roster for the Futures Game during the All-Star break, tossing a perfect inning of relief in a 10-1 win over the World Squad.
- Began the season with Single-A Burlington, appearing in seven games (seven starts) and going 1-0 with 1.83 ERA (7 ER/34.1 IP) before a promotion to High-A Inland Empire on 5/16.... Ranked second in the Midwest League with 45 strikeouts at the time of his promotion.

- Named the California League Pitcher of the Week on 8/3 after tossing 6.0 shutout innings to beat Lake Elsinore on the road, 7/28.
- Moved to Double-A Arkansas on 8/2 and allowed four runs total over his first five Double-A starts (28.0 IP/1.29 ERA), 8/2-8/25.
- Tossed 7.0 no-hit innings on 8/25 vs. Tulsa.

## AMATEUR

- Attended the University of Hartford, 2012-2014... Went 8-2 with a 1.25 ERA (13 ER/93.1 IP) and 106 strikeouts as a junior, winning America East Conference Pitcher of the Year.
- Established a school record with 243 strikeouts over his three collegiate seasons.
- Earned his first collegiate victory on 3/24/12 with a seven-inning no-hitter against Yale...It was the first no-hitter in school history for Hartford since the program transitioned to the Division I level in 1984.

## PERSONAL

- Attended Middleboro High School in Middleboro, Mass.

## TRANSACTIONS

- Selected by the Los Angeles Angels of Anaheim in the first round (15th overall) in the 2014 First-Year Player Draft...Signed by Nick Gorneault.
- Acquired by the Atlanta Braves along with SS Erick Aybar, RHP Chris Ellis and cash considerations from the Los Angeles of Anaheim in exchange for SS Andrelton Simmons and C Jose Briceno on November 12, 2015.
- On Atlanta's seven-day injured list (concussion) from June 18 to June 25, 2019; included a rehabilitation assignment to Gwinnett (AAA).

## COMPLETE RECORD

Year	Club	W-L	ERA	G	GS	CG	SHO	SV	IP	H	R	ER	HR	HB	BB	SO	WP	BK
2014	AZL Angels	0-0	3.00	2	2	0	0	0	3.0	3	1	1	1	0	1	3	0	0
	Burlington	0-1	6.94	4	4	0	0	0	11.2	13	9	9	1	0	5	15	3	0
2015	Burlington	1-0	1.85	7	7	0	0	0	34.1	25	9	7	1	1	19	45	2	0
	Inland	6-1	2.47	13	13	0	0	0	65.2	50	22	18	2	1	33	84	3	0
	Arkansas	2-2	2.75	7	7	0	0	0	36.0	22	12	11	2	1	24	39	1	0
2016	Mississippi	8-7	3.86	27	<b>27</b>	1	0	0	140.0	113	62	60	4	7	71	<b>152</b>	5	0
2017	Gwinnett	3-3	2.97	11	11	0	0	0	57.2	45	23	19	3	1	33	74	4	0
	Atlanta	4-9	4.32	19	19	0	0	0	100	100	51	48	10	6	57	108	3	0
2018	Atlanta	12-9	3.90	31	30	0	0	0	164.0	137	74	71	18	1	81	160	4	0
2019	Atlanta	6-3	3.16	55	4	0	0	1	68.1	61	28	24	8	3	29	65	4	0
	Gwinnett	2-1	2.18	4	3	0	0	0	20.2	14	5	5	1	0	5	20	1	0
<b>Minor Totals</b>		<b>22-15</b>	<b>3.17</b>	<b>75</b>	<b>74</b>	<b>1</b>	<b>0</b>	<b>0</b>	<b>369.0</b>	<b>285</b>	<b>143</b>	<b>130</b>	<b>15</b>	<b>11</b>	<b>191</b>	<b>432</b>	<b>19</b>	<b>0</b>
<b>Major Totals</b>		<b>22-21</b>	<b>3.87</b>	<b>105</b>	<b>53</b>	<b>0</b>	<b>0</b>	<b>1</b>	<b>332.1</b>	<b>298</b>	<b>153</b>	<b>143</b>	<b>36</b>	<b>10</b>	<b>167</b>	<b>333</b>	<b>11</b>	<b>0</b>

Bold indicates led league

## DIVISION SERIES RECORD

Year	Club, Opp	W-L	ERA	G	GS	CG	SHO	SV	IP	H	R	ER	HR	HP	BB	SO	WP	BK
2018	Atl. vs. LAD	0-0	1.93	2	1	0	0	0	4.2	2	2	1	0	0	3	2	0	0
2019	Atl. vs. Stl.	1-0	<b>0.00</b>	<b>4</b>	<b>0</b>	<b>0</b>	<b>0</b>	<b>0</b>	<b>3.2</b>	<b>0</b>	<b>0</b>	<b>0</b>	<b>0</b>	<b>0</b>	<b>0</b>	<b>4</b>	<b>0</b>	<b>0</b>
<b>D.S. Totals</b>		<b>1-0</b>	<b>1.08</b>	<b>6</b>	<b>1</b>	<b>0</b>	<b>0</b>	<b>0</b>	<b>8.1</b>	<b>2</b>	<b>2</b>	<b>1</b>	<b>0</b>	<b>0</b>	<b>3</b>	<b>6</b>	<b>0</b>	<b>0</b>

## MAJOR LEAGUE FIELDING RECORD

Position	PCT	G	PO	A	E	TC	DP
Pitcher	.938	105	6	39	3	48	4

## MAJOR LEAGUE BATTING RECORD

Year	Club	AVG	G	AB	R	H	2B	3B	HR	RBI	SH	SF	HP	BB	SO	SB	CS	E
2019	Atlanta	.000	52	8	0	0	0	0	0	0	0	0	0	0	7	0	0	1
<b>Major Totals</b>		<b>.038</b>	<b>99</b>	<b>80</b>	<b>4</b>	<b>3</b>	<b>1</b>	<b>0</b>	<b>0</b>	<b>1</b>	<b>13</b>	<b>0</b>	<b>0</b>	<b>3</b>	<b>56</b>	<b>0</b>	<b>0</b>	<b>3</b>

73

# CHRIS NUNN

## LEFT-HANDED PITCHER

Full Name: **Christopher Jared Nunn**

Bats: **Left**

Throws: **Left**

Height: **6-5**

Weight: **200**

DOB: **October 5, 1990**

Opening Day Age: **29**

Born: **Lawrenceville, GA**

Resides: **Nashville, TN**

MLB Debut: **None**

MLB Service Time: **0.000**

Acquired: **Signed to a minor-league contract, January 4, 2020**

Contract Status: **Signed through 2020**



**NON-ROSTER INVITEE**

## 2019

- Appeared in 38 games out of the bullpen across two levels of Los Angeles' (NL) minor league system...Compiled a 2-2 record and a 5.33 ERA (30 ER/50.2 IP) with 66 strikeouts.
- Began the year in Texas' organization, but was released on 3/26...Joined the Dodgers system on 4/17 and pitched with Double-A Tulsa...Went 2-1 with a 1.33 ERA (3 ER/20.1 IP) in 14 games.
- Joined Triple-A Oklahoma City on 6/28, and compiled a 8.01 ERA (27 ER/30.1 IP) in 24 games.
- Lefties hit .154 against him at Double-A and .379 at Triple-A.

## CAREER HIGHLIGHTS

- Has appeared in 233 career games in the minor leagues, making four starts...Has worked exclusively out of the bullpen in all but one season (2017, four starts with Double-A Tennessee).
- Has appeared in games for four different organizations...Pitched for San Diego (2012-2015), Chicago (NL) (2017), Houston (2018) and Los Angeles (NL) (2019)...Spent time in independent ball, pitching for Evansville in 2017 and St. Paul in 2018.
- Was a 2012 Northwest League Post-Season All-Star with Single-A Eugene.
- Was a 24th-round pick of the San Diego Padres out of Lipscomb University (TN) in 2012.

## AMATEUR

- Played collegiately at Lipscomb University in Nashville, Tenn...Was once featured on SportsCenter's Top 10 plays for a behind-the-back defensive play.
- Attended high school at Harding Academy (TN)...Lettered in baseball and basketball...Was a member of the 2009 Division 2A State Basketball Championship team.

## TRANSACTIONS

- Selected by the San Diego Padres in the 24th round of the 2012 First-Year Player Draft...Signed by Mark Conner.
- Signed by the Milwaukee Brewers to a minor-league contract on April 20, 2017.
- Signed by the Chicago Cubs to a minor-league contract on August 18, 2017.
- Selected by the Houston Astros from the Chicago Cubs in the Minor League phase of the Rule 5 Draft on December 14, 2017.
- Signed by the Texas Rangers to a minor-league contract on January 29, 2019.
- Signed by the Los Angeles Dodgers to a minor-league contract on April 17, 2019.
- Signed by the Atlanta Braves to a minor-league contract on January 4, 2020.

**COMPLETE RECORD**

Year	Club	W-L	ERA	G	GS	CG	SHO	SV	IP	H	R	ER	HR	HB	BB	SO	WP	BK
2012	AZL Padres	1-0	4.50	1	0	0	0	0	2.0	2	1	1	0	0	0	4	0	0
	Eugene	3-0	0.57	24	0	0	0	3	31.1	18	2	2	0	1	19	45	2	0
2013	Fort Wayne	8-2	2.77	55	0	0	0	9	65.0	62	23	20	3	3	30	66	4	0
2014	Lake Elsinore	4-2	4.30	49	0	0	0	0	58.2	52	31	28	7	1	25	76	4	1
2015	San Antonio	1-0	8.64	7	0	0	0	0	8.1	9	8	8	2	0	8	8	1	0
	Lake Elsinore	3-0	6.75	40	0	0	0	1	48.0	59	40	36	4	0	36	43	9	0
2017	Tennessee	0-1	4.76	4	4	0	0	0	17.0	13	9	9	1	3	10	14	2	0
2018	Fresno	0-0	13.50	7	0	0	0	0	7.1	9	13	11	3	1	6	9	1	0
	Corpus Christi	3-0	1.80	8	0	0	0	0	20.0	19	6	4	1	0	8	23	1	0
2019	Oklahoma City	0-1	8.01	24	0	0	0	0	30.1	45	29	27	4	2	16	39	3	2
	Tulsa	2-1	1.33	14	0	0	0	0	20.1	15	5	3	2	2	8	27	0	0
<b>Minor Totals</b>		<b>25-7</b>	<b>4.35</b>	<b>233</b>	<b>4</b>	<b>0</b>	<b>0</b>	<b>13</b>	<b>308.1</b>	<b>303</b>	<b>167</b>	<b>149</b>	<b>27</b>	<b>13</b>	<b>166</b>	<b>354</b>	<b>27</b>	<b>3</b>

**2019 MAJOR LEAGUE ATTENDANCE****NATIONAL LEAGUE**

Club	Home				Season High		Road		
	Total	Average	Dates	Games	Total	Date	Total	Average	Dates
Los Angeles	3,974,309	49,066	81	(81)	54,307	5/31	2,707,620	33,427	81
St. Louis	3,480,393	42,968	81	(81)	48,555	5/12	2,385,211	29,447	81
Chicago	3,094,865	38,208	81	(81)	41,424	8/2	2,709,810	33,454	81
Colorado	2,993,244	36,954	81	(81)	48,404	4/5	2,472,839	30,529	81
Milwaukee	2,923,333	36,091	81	(81)	45,375	6/9	2,403,931	29,678	81
Philadelphia	2,727,421	33,672	81	(81)	44,722	6/22	2,345,650	28,959	81
San Francisco	2,707,760	33,429	81	(81)	41,909	9/29	2,628,666	32,453	81
Atlanta	2,655,100	32,779	81	(81)	43,619	8/17	2,306,381	28,830	80
New York	2,442,532	30,532	80	(81)	44,424	4/4	2,383,685	29,428	81
San Diego	2,396,399	29,585	81	(81)	44,655	3/28	2,628,187	32,447	81
Washington	2,259,781	27,899	81	(81)	42,263	3/28	2,353,427	29,055	81
Arizona	2,135,510	26,364	81	(81)	50,180	8/31	2,348,472	28,993	81
Cincinnati	1,808,685	22,329	81	(81)	44,049	3/28	2,464,435	30,425	81
Pittsburgh	1,491,439	18,413	81	(81)	38,380	7/20	2,597,732	32,071	81
Miami	811,302	10,016	81	(81)	29,720	8/10	2,224,992	27,812	80
<b>Total</b>	<b>37,902,073</b>	<b>31,220</b>	<b>1,214</b>	<b>1,215</b>	<b>54,307</b>	<b>5/31</b>	<b>36,961,038</b>	<b>30,470</b>	<b>1,213</b>

**AMERICAN LEAGUE**

Club	Home				Season High		Road		
	Total	Average	Dates	Games	Total	Date	Total	Average	Dates
New York	3,304,404	41,828	79	(81)	48,101	8/3	2,460,744	30,759	80
Los Angeles	3,019,012	37,272	81	(81)	45,477	6/10	2,174,808	26,849	81
Boston	2,924,627	36,107	81	(81)	59,659	6/29	2,270,192	28,027	81
Houston	2,857,367	35,276	81	(81)	43,264	9/21	2,104,192	26,302	80
Minnesota	2,294,152	28,323	81	(81)	40,127	7/24	1,880,403	23,505	80
Texas	2,132,994	26,333	81	(81)	48,538	3/28	2,128,065	26,601	80
Seattle	1,791,863	22,122	81	(81)	45,600	3/28	2,150,464	26,549	81
Toronto	1,750,144	21,607	81	(81)	45,048	3/28	2,097,949	25,901	81
Cleveland	1,738,642	22,008	79	(81)	34,519	4/1	2,020,473	24,944	81
Oakland	1,662,211	20,521	81	(81)	53,367	8/24	2,236,950	27,617	81
Chicago	1,649,775	21,426	77	(81)	38,634	7/6	1,975,272	24,386	81
Detroit	1,501,430	18,768	80	(81)	42,641	4/4	1,961,280	24,826	79
Kansas City	1,479,659	18,496	80	(81)	31,675	3/28	2,025,919	25,011	81
Baltimore	1,307,807	16,348	80	(81)	44,182	4/4	1,987,773	25,484	78
Tampa Bay	1,178,735	14,734	80	(81)	25,025	3/28	2,059,373	26,068	79
<b>Total</b>	<b>30,592,822</b>	<b>25,430</b>	<b>1,203</b>	<b>1,215</b>	<b>59,659</b>	<b>6/29</b>	<b>31,533,857</b>	<b>26,190</b>	<b>1,204</b>
<b>Grand Totals</b>	<b>68,494,895</b>	<b>28,338</b>	<b>2417</b>	<b>(2430)</b>			<b>68,494,895</b>	<b>28,338</b>	<b>2417</b>



**NON-ROSTER INVITEE**

# PETER O'BRIEN

# 58

## INFIELDER

Full Name: **Peter Robert O'Brien**

Bats: **Right**

Throws: **Right**

Height: **6-4**

Weight: **225**

DOB: **July 15, 1990**

Opening Day Age: **29**

Born: **Hialeah, FL**

Resides: **Wellington, FL**

MLB Debut: **September 11, 2015** MLB Service Time: **1.000**

Acquired: **Signed to a minor-league contract, December 16, 2019**

Contract Status: **Signed through 2020**

## 2019

- Split the season between the Marlins and Triple-A New Orleans...Also played one rehab game at Single-A Jupiter.
- Recalled to Miami on two separate occasions, first on 3/31 and then on 5/4...Played in 14 games with the major league club between those two stints...Went 7-for-42 (.167) with a .517 OPS... His only home run came in Atlanta, off RH Kyle Wright on 4/6.
  - ⚡ Hit .067 against left-handers (1-for-15) and .222 (6-for-27) against right-handers.
  - ⚡ Started 13 of his 14 appearances...Ten of the starts came in right field, while the other three came in left field.
- Went on the injured list with a left ribcage contusion on 5/10 and missed nearly six weeks...Was activated on 6/20 and designed for assignment.
- In 75 games with the Baby Cakes, batted .220 (56-for-255) with a .767 OPS...Hit 17 home runs, the third most on the team...Struck out a team-high 107 times, in 291 plate appearances.
- After the season, played in the Dominican Winter League and helped Toros del Este win the championship...Named the league's Most Valuable Player after pacing the circuit with nine home runs and 35 RBI, while posting an .865 OPS in 48 games.

## CAREER HIGHLIGHTS

- Has played in parts of four major league seasons, totaling 72 games, between Arizona (2015-16) and Miami (2018-19)...Has hit 11 home runs in 182 at-bats, an average of one homer every 16.5 at-bats.

## CAREER HIGHS

Most Runs

**2, 2x, last: 9/28/18, MIA at NYM**

Most Hits

**2, 7x, last: 9/28/18, MIA at NYM**

Most Doubles

**1, 8x, last 5/5/19, MIA vs. ATL**

Most Triples

**None**

Most Home Runs

**2, 6/17/16, ARI at PHI**

Most RBI

**4, 6/17/16, ARI at PHI**

Most Walks

**2, 9/18/18, MIA vs. WSH**

Most Stolen Bases

**1, 5/9/19, MIA at PHI**

Longest Hitting Streak

**5 games, 9/14-20/18**

- ⚡ Has played three positions defensively, first base and the corner outfield spots... The majority of his time has come in left field, appearing in 23 games (17 starts)... Has also appeared in 19 games (15 starts) at first base and 12 games (all starts) in right field...Has one error in 118 total chances (.992).

- Made his major league debut with the Diamondbacks in 2015 as a September callup... Recorded a run-scoring hit in his first at-bat, a RBI single as a pinch hitter on 9/11 at Dodger Stadium.
  - ▲ Hit his first big league homer as a pinch hitter on 10/2 off Houston's Dallas Keuchel...Keuchel would go on to win the American League Cy Young that season.
- Had two home runs and four RBI on 6/17/16 at Philadelphia, a single-game career most in both categories...Arizona won the game, 10-2.
- Had a career-best five-game hitting streak with Miami last September, 9/14-20, batting .538 (7-for-13) during the stretch.
- Has been traded three times and been claimed off waivers three times.
  - ▲ Was first traded from New York-AL, his original organization, to Arizona, then from Arizona to Kansas City, and finally from Los Angeles-NL to Miami.
  - ▲ His three waiver claims came in a five-week span in 2017...Was claimed by Cincinnati, Texas and Los Angeles-NL.

## MINOR LEAGUE HIGHLIGHTS

- Is a four-time minor league All-Star...Received mid-season honors in three consecutive years: 2013 with Single-A Charleston (NYY), 2014 with Double-A Trenton (NYY) and 2015 with Triple-A Reno (ARI)...Was the Pacific Coast League's "Top Star" in the 2015 Triple-A All-Star Game...Went 1-for-3 with a two-run homer and a walk...Also received postseason accolades from the PCL that season after leading the league in RBI (107) and finishing second in home runs (26, tied).
- Is a three-time Player of the Week...Won the award with Charleston in 2013, for the period of 5/13-19...Was also recognized with Single-A Tampa in 2014, for the period of 4/3-13, and Reno in 2016, for the period of 4/25-5/1.
- Played in the 2014 SiriusXM All-Star Futures Game for Team U.S...Came in the game as a reserve.
- Played in the Arizona Fall League in consecutive seasons, 2013-14...Was named to the "Rising Stars" All-Star Game both times.
- In his fourth game in the Marlins organization, after being acquired from the Dodgers, started a streak of six consecutive games with a home run for Double-A Jacksonville, tying the Southern League record...Hit seven total home runs during the streak, with a two-homer outing in the final game on 6/11/18.

- Hit a career-high 34 home runs in 2014 between Tampa (A) and Trenton (AA) in the Yankees organization and Mobile (AA) in the Diamondbacks organization...Ranked fifth in the minor leagues in home runs...Future National League MVP Kris Bryant had the most with 43.

## AMATEUR

- First-Team All-Atlantic Coast Conference in 2012 for the University of Miami...Prior to his senior season with the Hurricanes, was named a Louisville Slugger preseason All-American and named to the Preseason Johnny Bench Award Watch List.
- Began his collegiate career at Bethune-Cookman University...Named Freshman All-American by *Baseball America* and Louisville Slugger in 2009... The following season, was the Mid-Eastern Conference Player of the Year (2010). I

## PERSONAL

- Is fluent in Spanish...His mother is Cuban.

## TRANSACTIONS

- Selected by the New York Yankees in the second round of the 2012 First-Year Player Draft...Signed by Carlos Marti.
- Acquired by the Arizona Diamondbacks along with cash considerations from the New York Yankees in exchange for INF Martin Prado on July 31, 2014.
- Acquired by the Kansas City Royals from the Arizona Diamondbacks in exchange for RHP Sam Lewis on January 3, 2017.
- Claimed by the Cincinnati Reds off waivers from the Kansas City Royals on May 16, 2017.
- Claimed by the Texas Rangers off waivers from the Cincinnati Reds on May 27, 2017.
- Claimed by the Los Angeles Dodgers off waivers from the Texas Rangers on June 18, 2017.
- Acquired by the Miami Marlins from the Los Angeles Dodgers in exchange for cash considerations on May 30, 2018.
- On Miami's injured list (left ribcage contusion) from May 10 to June 19, 2019; included a rehabilitation assignment with Jupiter (A).
- Signed by the Atlanta Braves to a minor-league contract on December 16, 2019.

## COMPLETE RECORD

Year	Club	AVG	G	AB	R	H	2B	3B	HR	RBI	SH	SF	HP	BB	SO	SB-CS	OBP	SLG	E
2012	GCL Yankees	.357	4	14	2	5	2	0	0	2	0	0	0	0	1	0-0	.357	.500	0
	Staten Island	.202	48	198	27	40	8	0	10	32	0	2	3	10	61	0-1	.249	.394	5
2013	Charleston	.325	53	194	47	63	22	1	11	41	0	6	4	22	58	0-0	.394	.619	6
	Tampa	.265	66	253	31	67	17	3	11	55	0	6	2	19	76	0-1	.314	.486	19
2014	Tampa	.321	30	112	19	36	9	1	10	19	0	1	2	4	29	0-0	.353	.688	3
	Trenton	.245	72	274	47	67	14	1	23	51	0	0	4	16	77	0-0	.296	.555	5
	Mobile	.385	4	13	1	5	0	0	1	4	0	0	0	1	5	0-0	.429	.615	0
2015	Reno	.284	131	490	77	139	35	9	26	107	1	5	7	31	124	1-3	.332	.551	11
	Arizona	.400	8	10	1	4	1	0	1	3	0	0	0	2	5	0-0	.500	.800	0
2016	Reno	.254	105	406	64	103	20	5	24	75	0	3	2	23	147	2-0	.295	.505	3
	Arizona	.141	28	64	6	9	1	0	5	9	0	0	0	3	27	0-0	.179	.391	1
2017	Omaha	.162	27	105	10	17	1	1	3	6	0	0	1	9	31	0-0	.235	.276	2
	Louisville	.200	5	20	4	4	2	0	1	2	0	0	0	4	6	0-0	.333	.450	0
	Frisco	.077	3	13	1	1	0	0	1	0	0	0	0	2	6	0-0	.200	.154	0
	Round Rock	.188	13	48	6	9	1	0	2	7	0	1	0	6	19	0-0	.273	.333	0
	Tulsa	.219	45	155	23	34	11	0	9	26	0	0	1	16	78	0-0	.297	.465	1
2018	Tulsa	.150	31	100	12	15	3	0	7	22	0	0	2	10	44	0-0	.241	.390	2
	Jacksonville	.215	43	144	22	31	4	0	13	31	0	1	1	28	49	0-0	.345	.514	3
	New Orleans	.277	36	112	22	31	6	0	10	33	0	2	1	20	40	1-0	.385	.598	1
	Miami	.273	22	66	8	18	5	0	4	10	0	1	0	7	22	0-0	.338	.530	1
2019	Miami	.167	14	42	2	7	1	0	1	4	0	0	1	4	19	1-0	.255	.262	1
	New Orleans	.220	75	255	41	56	8	0	17	45	0	0	0	36	107	0-1	.316	.451	6
	Jupiter	.250	1	4	0	1	0	0	0	0	0	0	0	0	1	0-0	.250	.250	0
<b>Minor Totals</b>		<b>.249</b>	<b>792</b>	<b>2910</b>	<b>456</b>	<b>724</b>	<b>164</b>	<b>21</b>	<b>178</b>	<b>559</b>	<b>1</b>	<b>27</b>	<b>30</b>	<b>257</b>	<b>959</b>	<b>4-6</b>	<b>.314</b>	<b>.503</b>	<b>67</b>
<b>Major Totals</b>		<b>.209</b>	<b>72</b>	<b>182</b>	<b>17</b>	<b>38</b>	<b>8</b>	<b>0</b>	<b>11</b>	<b>26</b>	<b>0</b>	<b>1</b>	<b>1</b>	<b>16</b>	<b>73</b>	<b>1-0</b>	<b>.275</b>	<b>.434</b>	<b>3</b>

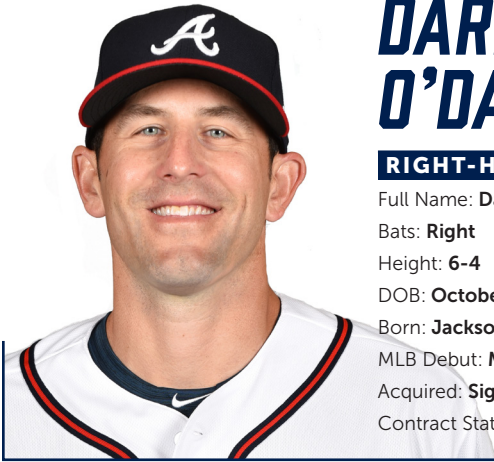
## MAJOR LEAGUE FIELDING RECORD

Position	PCT	G	PO	A	E	TC	DP
Left Field	.958	23	23	0	1	24	0
First Base	.992	19	108	9	1	118	11
Right Field	.933	12	12	2	1	15	1

## 2019 WALK-OFF WINS

The Braves rallied for eight walk-off wins in 2019, with three of them coming against the Miami Marlins. OF Ronald Acuña Jr. had the first two walk-off RBI of his career, beating Cincinnati on August 3 with a run-scoring single to left field, before adding a walk-off single on August 22 vs. Miami. 1B Freddie Freeman hit the Braves' only game-ending home run of the season, driving a 1-0, 10th-inning pitch from Milwaukee's Josh Hader over the wall in right field on May 18.

Date	Opponent	Score	Batter	Action	RBI	Pitcher	Inning	Outs
4/7	MIA	8-5	Dansby Swanson	Single	1	Adam Conley	9	0
5/18	MIL	4-3	Freddie Freeman	Home Run	1	Josh Hader	10	0
6/12	PIT	8-7	Ozzie Albies	Double	1	Michael Feliz	11	0
6/14	PHI	9-8	Brian McCann	Single	2	Hector Neris	9	2
7/5	MIA	1-0	Brian McCann	Single	1	José Quijada	9	1
7/19	WSH	4-3	Josh Donaldson	Single	1	Fernandon Rodney	9	0
8/3	CIN	5-4	Ronald Acuña Jr.	Single	1	Robert Stephenson	10	2
8/22	MIA	3-2	Ronald Acuña Jr.	Single	1	Ryne Stanek	9	2



# DARREN O'DAY

# 56

## RIGHT-HANDED PITCHER

Full Name: **Darren Christopher O'Day**

Bats: **Right**

Throws: **Right**

Height: **6-4**

Weight: **220**

DOB: **October 22, 1982**

Opening Day Age: **37**

Born: **Jacksonville, FL**

Resides: **Colleyville, TX**

MLB Debut: **March 31, 2008**

MLB Service Time: **11.103**

Acquired: **Signed as a free agent, November 8, 2019**

Contract Status: **Signed through 2020**

## 2019

- Made his Braves debut and pitched in eight games with Atlanta, logging a 1.69 ERA (1 ER/5.1 IP) and six strikeouts.
  - ▲ Made his season debut 9/7 vs. WSH, his first major league game since 6/26/18 of last season while with Baltimore.
- Atlanta acquired him, 7/31/18, and he missed the remainder of last season with a left hamstring strain...Missed the first 140 games of 2019 with a right forearm strain suffered in spring training.
- Allowed his only run of the season in his debut, walking the only batter he faced which came around to score...In his final seven games, allowed just three hits and one walk in 5.1 scoreless innings, fanning six.
- Made rehabilitation appearances with three Atlanta affiliates, and pitched 4.0 scoreless innings with two hits and six strikeouts between the GCL Braves, High-A Florida and Triple-A Gwinnett.

## 2019 POSTSEASON

- Pitched in four of Atlanta's five postseason games, combining to toss 2.0 scoreless innings with one hit and two strikeouts.

## 2018

- Split the season between Baltimore and Atlanta, joining the Braves after a trade that sent the righty and RHP Kevin Gausman to the National League in exchange for minor leaguers INF Jean Carlos Encarnacion, C Brett Cumberland, RHP Evan Phillips, LHP Bruce Zimmermann and international signing slots on 7/31.
- Did not pitch for the Braves after he suffered a season-ending left hamstring strain on 6/26 while with Baltimore.

## CAREER HIGHS

Most Innings Pitched

**4.0, 7/11/08, LAA at OAK**

Most Runs Allowed

**4, 5x, last: 4/9/17, BAL vs. NYY**

Most Earned Runs Allowed

**4, 5x, last: 4/9/17, BAL vs. NYY**

Most Hits Allowed

**5, 6/9/08, LAA vs. TB**

Most Home Runs Allowed

**2, 3x, last: 5/15/16, BAL vs DET**

Most Walks

**3, 4/9/17, BAL vs. NYY**

Most Strikeouts

**5, 8/24/11, TEX vs. BOS**

Longest Winning Streak

**6 games, twice, last: 9/6/12-7/7/13**

Longest Losing Streak


**3 games, 7/24/13-8/24/13**

▲ Went to the disabled list the next day and remained there through the end of the season...Also missed time from 5/6-6/9 with a right elbow strain.

- Made his 10th consecutive Opening Day roster.
- Struck out at least one in 17 of his 20 appearances...Finished with 27 strikeouts against four walks.

## CAREER HIGHLIGHTS

- Was a 2015 American League All-Star, finishing the year 6-2 with a 1.52 ERA (11 ER/65.1 IP) in 68 games...Did not pitch in the game.
- Made his major league debut in 2008 with Los Angeles (AL), and since that season, ranks tied for 10th among active pitchers in appearances with 577.
  - Is one of 12 active players to make at least 60 appearances in seven or more seasons since 2008.
- Was selected by New York (NL) in the 2008 Rule 5 Draft...Appeared in four games with the Mets before he was designated for assignment on 4/19/09...Claimed off waivers by Texas on 4/22/09.
  - Earned his first career win on 5/5 at SEA and first save on 5/17 vs. LAA.
- Remained with Texas for two more seasons, 2010-11, and appeared in a career-high 72 games in '10.
- Joined Baltimore after the club claimed him off waivers, 11/2/11.
  - Signed a four-year contract to remain with Baltimore in the 2015 off-season.
- Has been to the major league disabled list seven times, with the first time coming, 4/27-7/1/11 with Texas for a partial tear of the labrum in his left hip.
  - Dr. Tom Byrd in Nashville, TN performed surgery to repair the injury.
  - Also missed time in 2011, 8/25-9/13, with right shoulder inflammation.
  - On the DL: 6/3-7/24/16 (right hamstring strain); 8/12-9/18/16 (right rotator cuff strain); 6/7-6/23/17 (right shoulder strain); 5/6-6/9/18 (right elbow strain); 6/27-end of season (left hamstring strain).
  - Also diagnosed with a torn labrum in his right shoulder in September 2008, but rehabbed the injury.
- Has been a part of four different playoff teams, and appeared in 21 postseason games, all in relief.
  - Made his postseason debut in 2010 as the Rangers made a run to the World Series... Appeared in 11 of the Rangers' 16 games, compiling an 0-1 record and a 7.71 ERA (4 ER/4.2 IP).
  - The remainder of his postseason appearances came with Baltimore... Appeared in five games in 2012, four in 2014 and one in 2016.



## AMATEUR

- Attended Bishop Kenny High School in Jacksonville, FL where he played baseball and ran cross country.
- Attended the University of Florida, where he served as the closer for the school's 2005 College World Series team.
  - Was an Academic All-District III performer from 2004-06...Was originally cut from the Florida squad earlier in college, but began experimenting with a sidearm delivery which proved effective.

## PERSONAL

- Graduated with a degree in animal biology from the University of Florida...Passed entrance exam to enter medical school, but elected to pursue a career in baseball.
- Wife's name is Elizabeth Prann and the couple has a daughter, Claire, and a son, Dane...Prann is a correspondent for FOX News...The couple regularly partner with the USO to provide support to military families.

# TRANSACTIONS

- Signed by the Los Angeles Angels as a non-drafted free agent on May 29, 2006; signed by Tom Kotchman.
- Selected by the New York Mets in the Rule 5 Draft on December 11, 2008.
- Claimed off waivers by the Texas Rangers on April 22, 2009.
- On Texas disabled list (left hip surgery) from April 27 to July 2, 2011; included rehabilitation assignment to Frisco (AA) and Round Rock (AAA).
- On Texas disabled list (right shoulder inflammation) from August 25 to September 13, 2011.
- Claimed off waivers by the Baltimore Orioles on November 2, 2011.
- Signed by the Baltimore Orioles to a four-year contract on March 3, 2016.
- On Baltimore disabled list (right hamstring strain) from June 3 to July 24, 2016; included rehabilitation assignment to Bowie (AA).
- On Baltimore disabled list (right rotator cuff strain) from July 24 to September 18, 2016.
- On Baltimore disabled list (right shoulder strain) from June 7 to June 23, 2017.
- On Baltimore disabled list (right elbow strain) from May 6 to June 9, 2018; included rehabilitation assignment to Frederick (A).
- On Baltimore and Atlanta's disabled list (left hamstring strain) from June 27 through the end of the 2018 season.
- Acquired by the Atlanta Braves, along with RHP Kevin Gausman, from the Baltimore Orioles in exchange for RHP Evan Phillips, LHP Bruce Zimmerman, C Brett Cumberland, INF Jean Carlos Encarnacion and international signing slots on July 31, 2018.
- On Atlanta's injured list (right forearm strain) from March 25 to September 5, 2019...Transferred to the 60-day IL on June 7; included rehabilitation assignments with the GCL Braves, Florida (High-A) and Gwinnett (AAA).
- Signed by the Atlanta Braves to a one-year contract with a club option for 2021 on November 8, 2019.

## COMPLETE RECORD

Year	Club	W-L	ERA	G	GS	CG	SHO	SV	IP	H	R	ER	HR	HB	BB	SO	WP	BK
2006	Orem	0-1	2.51	14	0	0	0	7	14.1	11	5	4	1	1	5	15	3	0
	Cedar Rapids	3-1	2.70	17	0	0	0	1	23.1	20	8	7	1	1	2	14	2	0
2007	R. Cucamonga	4-0	0.75	24	0	0	0	11	24.0	10	3	2	1	1	6	26	1	1
	Arkansas	3-4	3.99	29	0	0	0	10	29.1	27	13	13	3	2	14	22	1	0
2008	Los Angeles (AL)	0-1	4.57	30	0	0	0	0	43.1	49	24	22	2	4	14	29	1	0
	Salt Lake	2-2	3.27	21	0	0	0	7	33.0	29	13	12	3	1	7	30	0	0
2009	New York (NL)	0-0	0.00	4	0	0	0	0	3.0	5	2	0	0	1	1	2	0	0
	Texas	2-1	1.94	64	0	0	0	2	55.2	36	12	12	3	4	17	54	1	0
2010	Texas	6-2	2.03	72	0	0	0	0	62.0	43	15	14	5	5	12	45	0	0
2011	Texas	0-1	5.40	16	0	0	0	0	16.2	17	10	10	7	2	5	18	0	0
	Frisco	0-0	9.00	1	1	0	0	0	1.0	1	1	1	1	0	0	1	0	0
	Round Rock	1-0	2.21	17	1	0	0	1	20.1	16	6	5	2	2	4	26	0	0
2012	Baltimore	7-1	2.28	69	0	0	0	0	67.0	49	17	17	6	3	14	69	0	0
2013	Baltimore	5-3	2.18	68	0	0	0	2	62.0	47	16	15	7	5	15	59	1	0
2014	Baltimore	5-2	1.70	68	0	0	0	4	68.2	42	14	13	6	8	19	73	0	0
2015	Baltimore	6-2	1.52	68	0	0	0	6	65.1	47	13	11	5	5	14	82	0	0
2016	Baltimore	3-1	3.77	34	0	0	0	3	31.0	25	13	13	6	1	13	38	0	0
	Bowie	0-0	0.00	1	1	0	0	0	1.0	1	0	0	0	0	0	2	0	0
2017	Baltimore	2-3	3.43	64	0	0	0	2	60.1	41	24	23	8	3	24	76	0	1
2018	Baltimore	0-2	3.60	20	0	0	0	2	20.0	18	9	8	3	3	4	27	0	1
	Frederick	0-0	16.20	2	0	0	0	0	1.2	0	3	3	0	1	3	3	0	0
	Atlanta	Did Not Pitch																
2019	GCL Braves	0-0	0.00	1	1	0	0	0	1.0	0	0	0	0	0	0	2	0	0
	Florida	0-0	0.00	1	0	0	0	0	1.0	1	0	0	0	0	0	1	0	0
	Gwinnett	0-0	0.00	2	0	0	0	0	2.0	1	0	0	0	0	0	3	0	0
	Atlanta	0-0	1.69	8	0	0	0	0	5.1	3	1	1	0	1	1	6	0	0
<b>Minor Totals</b>		<b>13-8</b>	<b>2.78</b>	<b>130</b>	<b>4</b>	<b>0</b>	<b>0</b>	<b>37</b>	<b>152.0</b>	<b>117</b>	<b>52</b>	<b>47</b>	<b>12</b>	<b>9</b>	<b>41</b>	<b>145</b>	<b>7</b>	<b>1</b>
<b>A.L. Totals</b>		<b>36-19</b>	<b>2.58</b>	<b>573</b>	<b>0</b>	<b>0</b>	<b>0</b>	<b>21</b>	<b>552.0</b>	<b>414</b>	<b>167</b>	<b>158</b>	<b>58</b>	<b>43</b>	<b>151</b>	<b>570</b>	<b>3</b>	<b>2</b>
<b>N.L. Totals</b>		<b>0-0</b>	<b>1.08</b>	<b>12</b>	<b>0</b>	<b>0</b>	<b>0</b>	<b>0</b>	<b>8.1</b>	<b>8</b>	<b>3</b>	<b>1</b>	<b>0</b>	<b>2</b>	<b>2</b>	<b>8</b>	<b>0</b>	<b>0</b>
<b>Major Totals</b>		<b>36-19</b>	<b>2.55</b>	<b>585</b>	<b>0</b>	<b>0</b>	<b>0</b>	<b>21</b>	<b>560.1</b>	<b>422</b>	<b>170</b>	<b>159</b>	<b>58</b>	<b>45</b>	<b>153</b>	<b>578</b>	<b>3</b>	<b>2</b>

**WILD CARD GAME RECORD**

Year	Club, Opp	W-L	ERA	G	GS	CG	SHO	SV	IP	H	R	ER	HR	HP	BB	SO	WP	BK
2012	Bal. vs. Tex.	0-0	0.00	1	0	0	0	0	2.0	1	0	0	0	0	0	1	0	0
2016	Bal. vs. Tor.	0-0	0.00	1	0	0	0	0	1.2	0	0	0	0	0	0	1	0	0
<b>W.C. Totals</b>		<b>0-0</b>	<b>0.00</b>	<b>2</b>	<b>0</b>	<b>0</b>	<b>0</b>	<b>0</b>	<b>3.2</b>	<b>1</b>	<b>0</b>	<b>0</b>	<b>0</b>	<b>0</b>	<b>0</b>	<b>2</b>	<b>0</b>	<b>0</b>

**DIVISION SERIES RECORD**

Year	Club, Opp	W-L	ERA	G	GS	CG	SHO	SV	IP	H	R	ER	HR	HP	BB	SO	WP	BK
2010	Tex. vs. TB	0-0	0.00	4	0	0	0	0	2.0	2	0	0	0	0	0	4	0	0
2012	Bal. vs. Tex.	0-0	0.00	4	0	0	0	0	5.0	0	0	0	0	0	1	4	0	0
2014	Bal. vs. Det.	0-0	9.00	1	0	0	0	0	1.0	2	1	1	1	0	0	0	0	0
2019	Atl. vs. Stl.	0-0	0.00	4	0	0	0	0	2.0	1	0	0	0	0	0	2	0	0
<b>D.S. Totals</b>		<b>0-0</b>	<b>0.90</b>	<b>13</b>	<b>0</b>	<b>0</b>	<b>0</b>	<b>0</b>	<b>10.0</b>	<b>5</b>	<b>1</b>	<b>1</b>	<b>1</b>	<b>0</b>	<b>1</b>	<b>10</b>	<b>0</b>	<b>0</b>

**CHAMPIONSHIP SERIES RECORD**

Year	Club, Opp	W-L	ERA	G	GS	CG	SHO	SV	IP	H	R	ER	HR	HP	BB	SO	WP	BK
2010	Tex. vs. NYY	0-1	13.50	3	0	0	0	0	0.2	1	1	1	0	0	1	1	0	0
2014	Bal. vs. KC	0-2	16.20	3	0	0	0	0	1.2	2	3	3	1	0	1	2	0	0
<b>C.S. Totals</b>		<b>0-3</b>	<b>15.43</b>	<b>6</b>	<b>0</b>	<b>0</b>	<b>0</b>	<b>0</b>	<b>2.1</b>	<b>3</b>	<b>4</b>	<b>4</b>	<b>1</b>	<b>0</b>	<b>2</b>	<b>3</b>	<b>0</b>	<b>0</b>

**WORLD SERIES RECORD**


Year	Club, Opp	W-L	ERA	G	GS	CG	SHO	SV	IP	H	R	ER	HR	HP	BB	SO	WP	BK
2010	Tex. vs. SF	0-0	13.50	4	0	0	0	0	2.0	3	3	3	2	1	0	3	0	0

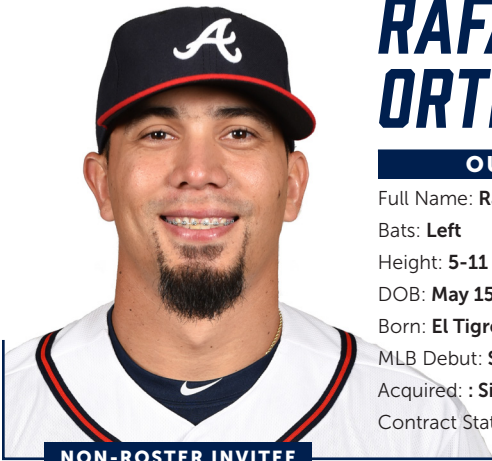
**ALL-STAR GAME RECORD**

Year	Club, Site	W-L	ERA	G	GS	CG	SHO	SV	IP	H	R	ER	HR	HP	BB	SO	WP	BK
2015	A.L., Cin.	Did Not Pitch																

**MAJOR LEAGUE FIELDING RECORD**

Position	PCT	G	PO	A	E	TC	DP
Pitcher	.936	585	27	61	6	94	4



**NON-ROSTER INVITEE**

# RAFAEL ORTEGA

# 18

## OUTFIELDER

Full Name: **Rafael Angel García Ortega**Bats: **Left**Throws: **Right**Height: **5-11**Weight: **180**DOB: **May 15, 1991**Opening Day Age: **28**Born: **El Tigre, VZ**Resides: **El Tigre, VZ**MLB Debut: **September 30, 2012** MLB Service Time: **1.014**Acquired: : **Signed to a minor-league contract, December 4, 2019**Contract Status: **Signed through 2020**

## 2019

- Began the season with Triple-A Gwinnett and played in 111 games with the Stripers...Had his contract selected on 8/13 and spent the rest of the year with Atlanta.
  - ▲ At the time of his selection, was leading the International League in doubles (34), extra-base hits (58) and runs (83).
  - ▲ Played in 34 games with the Braves and hit .205 (18-for-88) with two home runs and 10 RBI.
  - ▲ His two home runs were twice as many as he had in his first three major league seasons, totaling 109 games between Colorado (2012), Los Angeles-AL (2016) and Miami (2018).
- Started 18 games for the Braves, and Atlanta went 14-4 (.778) in those contests...Hit .250 (10-for-40) in his first 10 starts with a .318 on-base percentage...Went 4-for-27 (.148) in his final eight starts with one extra-base hit.
- In his first start with the Braves (fifth overall game), hit a go-ahead grand slam in the sixth inning off the Dodgers' Dustin May on 8/18...The Braves, who trailed 3-1 at the time, won, 5-3.
  - ▲ The home run snapped a 246 at-bat homerless streak in the majors...His only previous big league homer was on 5/25/16, as a member of Los Angeles-AL, off Texas' Shawn Tolleson.
- Played all three outfield positions with the Braves and did not have an error...Made 20 appearances in left field (16 starts, 156.1 inn.), six in right field (one start, 20.2 inn.) and three in center field (one start, 19.0 inn.).

## CAREER HIGHS

Most Runs

**2, 7x, last: 8/31/19, ATL vs. CWS**

Most Hits

**3, 8/14/2018, MIA at ATL**

Most Doubles

**1, 14x, last: 9/13/19, ATL at WSH**

Most Triples

**1, 8/25/2018, MIA vs. ATL**

Most Home Runs

**1, 3x, last: 9/29/19, ATL at NYM**

Most RBI

**4, 8/18/19, ATL vs. LAD**

Most Walks

**2, 8/20/19, ATL vs. MIA**

Most Stolen Bases

**2, 8/12/2018, MIA vs. NYM**

Longest Hitting Streak

**8 games, 8/14-23/18**

- Named by the organization as Gwinnett's Player of the Year...Hit .285 (123-for-431), while leading the club in total bases (226), doubles (34) and runs scored (83)...His 123 hits were second most.
  - ▲ Hit a single-season career high 21 home runs with the Stripers...Prior to 2019, hit 47 home runs in 994 career minor league games, 14 of which came across parts of five seasons at the Triple-A level.



## 2019 POSTSEASON

- Made his first career postseason roster... Appeared in four games off the bench, pinch hitting three times and pinch running once...Went 0-for-3 with one run scored.


## CAREER HIGHLIGHTS

- Made his major league debut in 2012 with Colorado, appearing in four games and collecting two hits...Singled in his first career at-bat, 9/30 at LAD.
- Hit his first career home run, 5/25/16 at TEX, launching a three-run shot off Shawn Tolleson.
- Spent the first six seasons of his professional career with Colorado...Joined St. Louis' organization in 2015.
- Moved to the Los Angeles (AL) organization in 2016, and split that season between the Angels and Triple-A Salt Lake...Appeared in a career-most 66 games with the Angels.
- Spent 2017 with Triple-A El Paso in San Diego's system...Finished tied for the Pacific Coast League lead with 26 steals.
- Split the 2018 season between Miami and Triple-A New Orleans...Collected 10 triples with the Baby Cakes to set the club's single-season record.

- Was a 2010 Pioneer League Post-Season All-Star while with rookie-level Casper...Also named an all-star in 2009 with the rookie-level DSL Rockies.

## TRANSACTIONS

- Signed by the Colorado Rockies as a non-drafted free agent on January 30, 2008; signed by Rolando Fernández, Francisco Cartaya, and Carlos Gómez.
- Claimed off waivers by the Texas Rangers on November 27, 2013.
- Claimed off waivers by the St. Louis Cardinals on January 6, 2014.
- Signed by the Los Angeles Angels to a one-year contract on December 1, 2015.
- Signed by the San Diego Padres to a minor-league contract on December 6, 2016.
- Signed by the Miami Marlins to a minor-league contract on December 15, 2017.
- Signed by the Atlanta Braves to a minor-league contract on November 18, 2018.
- Signed by the Atlanta Braves to a minor-league contract on December 4, 2019.



## COMPLETE RECORD

Year	Club	AVG	G	AB	R	H	2B	3B	HR	RBI	SH	SF	HP	BB	SO	SB-CS	OBP	SLG	E
2008	DSL Rockies	.277	52	188	38	52	4	2	1	11	6	2	2	20	20	17-3	.349	.335	4
2009	DSL Rockies	.324	70	256	45	83	7	8	0	39	6	6	2	32	23	39-12	.395	.414	1
2010	Casper	.358	71	288	69	103	17	3	7	45	2	2	2	28	42	23-9	.416	.510	4
2011	Asheville	.294	113	479	77	141	26	8	9	66	5	4	3	28	90	32-19	.335	.438	5
2012	Modesto	.283	114	495	81	140	23	8	8	60	4	7	4	46	93	36-18	.344	.410	2
	Colorado	.500	2	4	0	2	0	0	0	0	0	0	1	1	2	1-0	.667	.500	0
2013	Tulsa	.228	42	158	22	36	4	2	1	10	0	0	1	19	26	9-4	.315	.297	3
2014	Springfield	.249	101	358	56	89	8	3	7	31	6	4	1	45	57	16-10	.331	.346	5
	GCL Cardinals	.000	2	3	0	0	0	0	0	0	0	0	1	2	1-0	.250	.000	0	
	Memphis	.238	7	21	5	5	1	0	0	1	0	0	0	2	5	2-0	.304	.286	1
2015	Memphis	.286	131	437	66	125	22	6	2	42	6	2	2	55	71	17-6	.367	.378	6
2016	Salt Lake	.317	78	322	47	102	18	7	4	31	2	1	1	15	39	14-8	.348	.453	3
	Los Angeles (AL)	.232	66	185	24	43	8	0	1	16	3	0	0	13	23	8-3	.283	.292	3
2017	El Paso	.317	121	419	69	133	31	7	6	53	2	4	1	46	49	26-7	.383	.468	2
2018	New Orleans	.275	92	280	51	77	10	10	2	28	3	0	1	44	31	12-1	.375	.404	2
	Miami	.233	41	133	10	31	3	1	0	7	0	0	0	10	23	5-2	.287	.271	3
2019	Gwinnett	.285	111	431	83	123	34	3	21	58	0	1	2	59	95	14-7	.373	.524	3
	Atlanta	.205	34	88	7	18	3	0	2	10	0	0	0	8	22	3-0	.271	.307	0
<b>Minor Totals</b>		<b>.292</b>	<b>1105</b>	<b>4135</b>	<b>709</b>	<b>1209</b>	<b>205</b>	<b>67</b>	<b>68</b>	<b>475</b>	<b>42</b>	<b>33</b>	<b>22</b>	<b>440</b>	<b>643</b>	<b>258-104</b>	<b>.361</b>	<b>.424</b>	<b>41</b>
<b>A.L. Totals</b>		<b>.232</b>	<b>66</b>	<b>185</b>	<b>24</b>	<b>43</b>	<b>8</b>	<b>0</b>	<b>1</b>	<b>16</b>	<b>3</b>	<b>0</b>	<b>0</b>	<b>13</b>	<b>23</b>	<b>8-3</b>	<b>.283</b>	<b>.292</b>	<b>3</b>
<b>N.L. Totals</b>		<b>.227</b>	<b>77</b>	<b>225</b>	<b>17</b>	<b>51</b>	<b>6</b>	<b>1</b>	<b>2</b>	<b>17</b>	<b>0</b>	<b>0</b>	<b>1</b>	<b>19</b>	<b>47</b>	<b>9-2</b>	<b>.290</b>	<b>.289</b>	<b>3</b>
<b>Major Totals</b>		<b>.229</b>	<b>143</b>	<b>410</b>	<b>41</b>	<b>94</b>	<b>14</b>	<b>1</b>	<b>3</b>	<b>33</b>	<b>3</b>	<b>0</b>	<b>1</b>	<b>32</b>	<b>70</b>	<b>17-5</b>	<b>.287</b>	<b>.290</b>	<b>6</b>

## DIVISION SERIES RECORD

Year	Club, Opp.	AVG	G	AB	R	H	2B	3B	HR	RBI	SH	SF	HP	BB	SO	SB	CS	E
2019	Atl. vs. Stl.	.000	4	3	1	0	0	0	0	0	0	0	0	0	1	0	0	0

## MAJOR LEAGUE FIELDING RECORD

Position	PCT	G	PO	A	E	TC	DP
Left Field	.972	81	129	8	4	141	2
Right Field	.970	38	62	2	2	66	0
Center Field	1.000	14	22	0	0	22	0

## 2019 MONTHLY BATTING/PITCHING TOTALS

Month	G	Avg.	Runs	HR	W-L	Sv-Op	ERA	SO-BB
March/April	27	.265	148	40	14-15	6-10	4.32	261-128
May	28	.239	130	35	16-12	8-13	3.98	237-98
June	28	.269	140	33	20-8	10-16	4.12	232-87
July	24	.267	112	33	14-10	6-8	4.50	204-93
August	28	.278	122	30	19-9	8-12	4.05	242-79
September	25	.232	95	33	14-11	6-7	3.79	217-63



# MARCELL OZUNA

# 20

## OUTFIELDER

Full Name: **Marcell Ozuna**

Bats: **Right**

Throws: **Right**

Height: **6-1**

Weight: **225**

DOB: **November 12, 1990**

Opening Day Age: **29**

Born: **Santo Domingo, DR**

Resides: **Santo Domingo, DR**

MLB Debut: **April 30, 2013**

MLB Service Time: **6.124**

Acquired: **Signed as a free agent, January 21, 2020**

Contract Status: **Signed through 2020**

## 2019

- Played in 130 games with St. Louis and hit .241 (117-for-485) with a .800 OPS, the second-highest mark of his seven-year career...Registered a .924 OPS in 2017.
- Hit 29 home runs, the second-most in a single season of his career...Had 37 home runs in 2017.
  - Ten of his home runs came in the month of April, tied for the most in the National League in that month with Los Angeles' Cody Bellinger and Milwaukee's Christian Yelich...Ozuna's 10 home runs were the most he has hit in any calendar month of his career.
  - Hit seven three-run home runs, tied for the fourth most in the majors...The Mets' Pete Alonso had the most such homers with nine.
- His 89 RBI were also the second most of his career, behind the 124 he drove in in 2017...Had 29 two-out RBI and 25 games with multiple RBI, leading the team in both categories...Also had 14 game-winning RBI, tied for the eighth most in the National League with current teammate Ronald Acuña Jr.
  - Also had 88 RBI in 2018...Is one of 16 major leaguers with 80 or more RBI in each of the last three seasons.
  - In his two years with St. Louis, had 177 RBI, fourth most among National League outfielders, behind Bryce Harper (209), Christian Yelich (204) and Juan Soto (178).
  - Recorded his 500th career RBI on 6/1 against Chicago-NL, scoring RH Jack Flaherty on a third-inning single.

## CAREER HIGHS

Most Runs

**4, 7/26/17, MIA at TEX**

Most Hits

**4, 8x, last: 9/5/18, STL at WSH**

Most Doubles

**3, 5/1/15, MIA vs. PHI**

Most Triples

**1, 20x, 8/25/19, STL vs. COL**

Most Home Runs

**2, 8x, last: 4/14/19, STL at CIN**

Most RBI

**6, 4/11/17, MIA vs. ATL**

Most Walks

**3, 3x, last: 4/20/19, STL vs. NYM**

Most Stolen Bases

**1, 26x, last: 8/15/19, STL at CIN**

Longest Hitting Streak

**16 games, 2x, last: 4/30-5/16/16**

- Had a hard-hit percentage of 49.2%, the 15th highest among all qualifying major leaguers, according to Statcast...Also had an average exit velocity of 92.4 MPH, the highest among qualifying Cardinals players.
- Had 12 stolen bases, nearly matching his total from the first six years of his career (14)...Previous single-season career best in that category was five, during his rookie season in 2013.

- Missed 28 games, from 6/29-8/3, with fractured fingers on his right hand...Suffered the injury was sliding back into first base on a pick-off attempt by San Diego's Eric Lauer on 6/28.

## 2019 POSTSEASON

- Playing in his first career postseason, was St. Louis' starting left fielder in all nine of their playoff games...Hit .324/.359/.595 (12-for-37) with six extra-base hits (4 2B, 2 HR) and five RBI.
- In the five-game Division Series against Atlanta, batted .429 (9-for-21) with a 1.335 OPS...Had three doubles, two home runs, five RBI and six runs scored.

▲ Had multiple hits in each of the first four games of the series, including hitting two home runs in Game 4...Was the first Cardinals player to begin his postseason career with four consecutive multi-hit games since Jim Edmonds in 2000 (3 in the NLDS and 1 in the NLCS).

▲ His nine hits in the DS were tied for the most hits by a St. Louis player in a Division Series...Paul Goldschmidt also had nine hits in the series, while Fernando Vina accomplished the feat in 2002.

▲ Became the seventh Cardinals player to hit multiple home runs in a postseason game, and the first since Carlos Beltran in Game 2 of the 2012 NLDS against Washington...At age 28, was the second youngest to do so...Willie McGee hit two home runs in Game 3 of the 1982 World Series as a 23-year-old rookie.

- Went 3-for-16 (.188) with no walks and eight strikeouts in the four-game League Championship Series against Washington...Two of his hits came in Game 3.

## CAREER HIGHLIGHTS

- A two-time National League All-Star, Ozuna has hit .272 (963-for-3536) with a .784 OPS over seven big league seasons between Miami (2013-17) and St. Louis (2018-19).

▲ All-Star appearances came in consecutive seasons...Earned his first selection in 2016 and started in center field for the National League...Went 1-for-2 with a RBI single...Was the N.L.'s starting left fielder in 2017, playing in his home stadium of Marlins Park...Had 70 RBI before the break that season, tied for the most in MLB.

- Earned his only career Rawlings Gold Glove and Louisville Silver Slugger awards in 2017.

▲ Was the National League Gold Glove winner for left fielders...Led N.L. players at his position in putouts (305), fielding percentage (.984), while ranking second in outfield assists (10).

▲ Tabbed a Silver Slugger recipient as one of three N.L. outfielders...Had a career-high 124 RBI, the third most in baseball...Also hit a career-most 37 home runs, the third most in the National League, while his 191 hits ranked fourth in the league.

▲ His 124 RBI were the second most by a Marlins player in a single season, behind Giancarlo Stanton, who drove in 132 that year...Ozuna and Stanton were the first pair of National League teammates to finish in the top three in RBI in the same season since Cincinnati's George Foster (121) and Joe Morgan (111) in 1976.

▲ Also set single-season career bests in 2017 in games played (159), runs (93), doubles (30), walks (64) and batting average (.312).

- Three-time National League Player of the Week...Earned the award twice in 2017 with Miami, for the weeks ending 4/16 and 9/24, and once in 2018 with St. Louis (6/17).
- Was Miami's nominee for the 2016 MLBPA Heart and Hustle Award...The award honors active players who demonstrate a passion for the game of baseball and best embody the values, spirit and traditions of the game...The award is voted on by former players...Chicago-AL's Todd Frazier was the winner.
- Has at least 20 home runs and 75 RBI in each of the last four seasons.

▲ Since he made his major league debut on April 30, 2013, ranks second among N.L. outfielders in RBI with 538...Only Bryce Harper has driven in more (558)...Ozuna also ranks fifth in that time in home runs with 148, trailing Harper (188), Giancarlo Stanton (171), Charlie Blackmon (169) and Jay Bruce (156).

▲ Has homered in every National League ballpark, including hitting four in 16 career games at Truist Park.

▲ Hit his first career home run on 5/4/2013 at Philadelphia, off current teammate Cole Hamels.



✎ Recorded his 400th career hit on 5/25/2016 at Tampa Bay, in his 391st career game...Among players who began their career with the Marlins, became the sixth-fastest player to 400 career hits, by games played, topped only by Edgar Renteria (340 games), Miguel Cabrera (349 games), Christian Yelich (350 games), Luis Castillo (367 games) and Dan Uggla (380 games).

- Drove in a single-game career best six runs on 4/11/2017 against Atlanta...Did so going 2-for-2 with two home runs...Since RBI became an official statistic, became only the ninth player to drive in at least six runs with two-or-fewer official at-bats in a game, and was the first to do since San Diego's Bret Boone also went 2-for-2 with six RBI against Houston on 6/10/2000.

## MINOR LEAGUE HIGHLIGHTS

- Named a Florida State League Mid- and Post-Season All-Star with Single-A Jupiter in 2012 after leading the league in home runs (89) and RBI (95).
  - ✎ Also earned a Rawlings Minor League Gold Glove award for right field that season...Had a .988 fielding percentage (3 errors/257 total chances).
- Helped Single-A Greensboro win the 2011 South Atlantic League Championship...Batted .353 with three home runs, 10 RBI and eight runs scored in seven playoff games...Led all playoff participants in home runs, RBI and runs.
- Tabbed a New York-Penn League Mid-Season All-Star with short-season Jamestown in 2010...Paced that circuit in home runs (21) and RBI (60).

## PERSONAL

- Cousin of former major leaguer Pablo Ozuna, who played in parts of seven seasons between Florida (2000, 2002), Colorado (2003), Chicago-AL (2005-08) and Los Angeles-NL (2008).
- Nicknamed "The Big Bear".
- He and his wife, Genesis, have three children: Yolgiessy, Dalnny, and Genssy.

## TRANSACTIONS

- Signed by the Florida Marlins as a non-drafted free agent on February 15, 2008...Signed by Albert Gonzalez and Sandy Nin.
- On Miami's disabled list (torn left thumb ligament) from July 23 to the end of the 2013 season...Transferred to the 60-Day IL on August 19.
- Acquired by the St. Louis Cardinals from the Miami Marlins in exchange for RHP Sandy Alcantara, OF Magneuris Sierra, RHP Zac Gallen and LHP Daniel Castano on December 14, 2017.
- On St. Louis' disabled list (right shoulder inflammation) from August 22 to September 1, 2018.
- On St. Louis' injured list (fractured fingers on his right hand) from June 29 to August 3, 2019; included a rehabilitation assignment with Memphis (AAA).
- Signed by the Atlanta Braves to a one-year contract on January 21, 2020.

**COMPLETE RECORD**

Year	Club	AVG	G	AB	R	H	2B	3B	HR	RBI	SH	SF	HP	BB	SO	SB-CS	OBP	SLG	E
2008	DSL Marlins	.279	63	233	33	65	14	0	6	43	0	7	0	23	61	8-1	.335	.416	4
2009	GCL Marlins	.313	55	214	32	67	22	0	5	39	0	5	3	22	52	4-2	.377	.486	4
2010	Greensboro	.160	6	25	3	4	0	0	1	2	0	0	0	2	10	0-0	.222	.280	1
	Jamestown	.267	68	270	53	72	11	2	21	60	0	3	3	17	94	3-1	.314	.556	3
2011	Greensboro	.266	131	496	87	132	28	5	23	71	6	2	2	46	121	17-2	.330	.482	10
2012	Jupiter	.266	129	489	89	130	27	2	24	95	0	3	3	44	116	8-3	.328	.476	4
2013	Jupiter	.267	4	15	1	4	1	0	0	1	0	0	0	0	4	1-0	.267	.333	0
	Jacksonville	.333	10	42	6	14	3	1	5	15	0	1	1	3	9	1-0	.383	.810	0
	Miami	.265	70	275	31	73	17	4	3	32	1	0	2	13	57	5-1	.303	.389	2
2014	Miami	.269	153	565	72	152	26	5	23	85	0	5	1	41	164	3-1	.317	.455	5
2015	Miami	.259	123	459	47	119	27	0	10	44	0	2	3	30	110	2-3	.308	.383	1
	New Orleans	.317	33	120	21	38	12	1	5	11	0	0	1	11	23	1-0	.379	.558	2
2016	Miami	.266	148	557	75	148	23	6	23	76	0	4	4	43	115	0-3	.321	.452	5
2017	Miami	.312	159	613	93	191	30	2	37	124	0	2	0	64	144	1-3	.376	.548	5
2018	St. Louis	.280	148	582	69	163	16	2	23	88	0	4	3	38	110	3-0	.325	.433	8
2019	St. Louis	.241	130	485	80	117	23	1	29	89	0	1	1	62	114	12-2	.328	.472	8
	Memphis	.444	3	9	3	4	1	0	1	6	0	0	1	2	0	0-0	.583	.889	0
<b>Minor Totals</b>		<b>.277</b>	<b>502</b>	<b>1913</b>	<b>328</b>	<b>530</b>	<b>119</b>	<b>11</b>	<b>91</b>	<b>343</b>	<b>6</b>	<b>21</b>	<b>14</b>	<b>170</b>	<b>490</b>	<b>43-9</b>	<b>.337</b>	<b>.493</b>	<b>28</b>
<b>Major Totals</b>		<b>.272</b>	<b>931</b>	<b>3536</b>	<b>467</b>	<b>963</b>	<b>162</b>	<b>20</b>	<b>148</b>	<b>538</b>	<b>1</b>	<b>18</b>	<b>14</b>	<b>291</b>	<b>814</b>	<b>26-13</b>	<b>.329</b>	<b>.455</b>	<b>26</b>

**DIVISION SERIES RECORD**

Year	Club, Opp.	AVG	G	AB	R	H	2B	3B	HR	RBI	SH	SF	HP	BB	SO	SB	CS	E
2019	Stl. vs. Atl.	.429	5	21	6	9	3	0	2	5	0	0	1	1	5	0	0	0

**CHAMPIONSHIP SERIES RECORD**

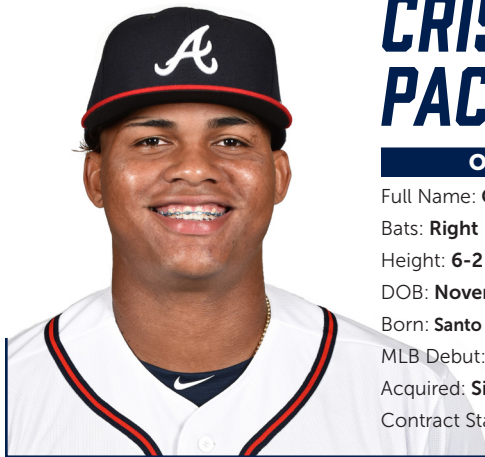
Year	Club, Opp.	AVG	G	AB	R	H	2B	3B	HR	RBI	SH	SF	HP	BB	SO	SB	CS	E
2019	Stl. vs. Wsh.	.188	4	16	0	3	1	0	0	0	0	0	0	0	8	0	0	0

**ALL-STAR GAME RECORD**

Year	Club, Site	AVG	G	AB	R	H	2B	3B	HR	RBI	SH	SF	HP	BB	SO	SB	CS	E
2016	N.L., SD	.500	1	2	0	1	0	0	0	1	0	0	0	0	1	0	0	0
2017	N.L., MIA	.000	1	2	0	0	0	0	0	0	0	0	0	0	1	0	0	0
<b>All-Star Totals</b>		<b>.250</b>	<b>2</b>	<b>4</b>	<b>0</b>	<b>1</b>	<b>0</b>	<b>0</b>	<b>0</b>	<b>1</b>	<b>0</b>	<b>0</b>	<b>0</b>	<b>0</b>	<b>2</b>	<b>0</b>	<b>0</b>	<b>0</b>

**MAJOR LEAGUE FIELDING RECORD**

Position	PCT	G	PO	A	E	TC	DP
Left Field	.984	450	796	22	13	831	5
Center Field	.988	410	923	21	11	955	2
Right Field	.986	65	136	8	2	146	2



# CRISTIAN PACHE

# 68

## OUTFIELDER

Full Name: **Cristian Rafael Pache**

Bats: **Right**

Throws: **Right**

Height: **6-2**

Weight: **215**

DOB: **November 19, 1998**

Opening Day Age: **21**

Born: **Santo Domingo Centro, DR**

Resides: **Santo Domingo, DR**

MLB Debut: **None**

MLB Service Time: **0.000**

Acquired: **Signed as a non-drafted free agent, July 3, 2015**

Contract Status: **Signed through 2020**

\*\*\*\*\*

## MLB.COM'S 2020 TOP 100 PROSPECTS LIST

# # 13

\*\*\*\*\*

## 2019

- In his fourth professional season, split the campaign between Double-A Mississippi and Triple-A Gwinnett, hitting .277/.340/.462 (135-for-487)...Set single-season career highs in games played (130), home runs (12), RBI (61), runs scored (63), doubles (36), triples (9) and walks (43).

*A* His nine triples were tied for the most in the Braves farm system, while he ranked second in doubles and extra-base hits (57)...He also had 135 hits and 225 total bases, totals that both placed fourth in Atlanta's organization.

- Began the season with Mississippi and was a Southern League Mid- and Post-Season All-Star after compiling an .815 OPS (.278/.340/.474) in 104 games...Named by the organization as the M-Braves' co-Player of the Year with OF Drew Waters.
  - Also tabbed as Mississippi's Player of the Month for May, and again for June...Had seven home runs and 24 RBI with a .991 OPS in 26 games in June.
- Selected to the SiriusXM All-Star Futures Game at Progressive Field in Cleveland...Started in center field for the N.L. squad and led off...Went 0-for-4.
- Received his first Triple-A promotion on 8/5... Played in 26 games with the Stripers to close out the season and batted .274/.337/.411 (26-for-95) with 10 extra-base hits (8 2B, 1 3B, 1 HR).

*A* Reached base safely in his final 14 contests with Gwinnett, including hitting safely in 13 of them.

- Concluded the year ranked by MLB.com as the Braves' No. 1 prospect.
- Named by *Baseball America* as the "Fastest Baserunner" in Atlanta's organization...Also tabbed as being the "Best Defensive Outfielder" and as having the "Best Outfield Arm" in the system.
- Selected to Atlanta's 40-man roster on 11/19.

## 2018

- Split the season between High-A Florida and Double-A Mississippi, earning Florida State League All-Star honors while with the FireFrogs.
  - Hit a combined .279 (132-for-473) with nine homers and a .717 OPS in 122 games.
- Began the year with Florida, appearing in 93 games, 92 starts, in centerfield and hitting .285 (105-for-369) with a .742 OPS.
  - At 19 years old, was the second youngest player in the league on Opening Day... Only Isaac Paredes of Lakeland was younger.
- Hit his first professional homer, 4/26 at Lakeland.
- Named a FSL Mid-Season All-Star and made the start for the North squad in center field...Led off and went 1-for-5 in a 5-0 win.
- Earned a promotion to the M-Braves on 8/1... Remained there for the remainder of the season.
  - Was the youngest player in the Southern League upon his arrival.
- Went to his first major league Spring Training and hit two home runs in the Braves vs. Future Stars game at SunTrust Park on 3/27.

## 2017

- Played the full season with Single-A Rome and batted .281/.335/.343 over 119 games.
- Named a South Atlantic League Mid-Season All-Star.
- Paced Rome in games (119), at-bats (469), runs, hits, triples and stolen bases to earn Rome's Player of the Year distinction from the organization.
- Ended the season in the Top 10 among Braves farmhands (minimum 200 at-bats) in triples (T1st, 8), stolen bases (2nd, 32), hits (3rd, 132), runs (7th, 60) and batting average (10th, .281).
- Entered the season ranked by *Baseball America* as Atlanta's No. 13 prospect.

- His .309 average paced all Braves farmhands (min. 200 at-bats).
- Played 27 games with the GCL Braves before advancing to Danville on 7/31.
- Exited the season named by *Baseball America* as the 10th-best prospect in the Gulf Coast League, and the ninth-best farmhand in the Appalachian League.

## AMATEUR

- Tabbed by *Baseball America* as the No. 21 international prospect at the time of his signing.

## TRANSACTIONS

- Signed by the Atlanta Braves as a non-drafted free agent on July 3, 2015...Signed by Matias Laureano.

## 2016

- Appeared in 57 games between the GCL Braves and Rookie-Advanced Danville in his first professional season, batting .309 (68-for-220) with 28 runs, 11 extra-base hits and 21 RBI between the two clubs.

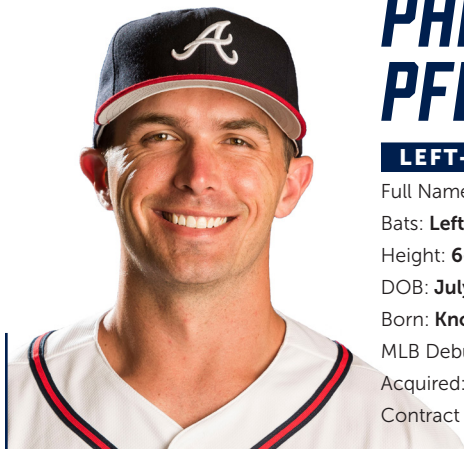
## COMPLETE RECORD

Year	Club	AVG	G	AB	R	H	2B	3B	HR	RBI	SH	SF	HP	BB	SO	SB-CS	OBP	SLG	E
2016	GCL Braves	.283	27	106	16	30	2	4	0	11	0	1	1	6	11	7-3	.325	.377	2
	Danville	.333	30	114	12	38	2	3	0	10	1	0	0	7	13	4-2	.372	.404	4
2017	Rome	.281	119	469	60	132	13	8	0	42	4	2	0	39	104	32-14	.335	.343	6
	Florida	.285	93	369	46	105	20	5	8	40	0	2	0	15	69	7-6	.311	.431	5
2018	Mississippi	.260	29	104	10	27	3	1	1	7	0	0	0	5	28	0-2	.294	.337	0
	Mississippi	.278	104	392	50	109	28	8	11	53	1	2	4	34	104	8-11	.340	.474	18
2019	Gwinnett	.274	26	95	13	26	8	1	1	8	1	0	0	9	18	0-0	.337	.411	1
	<b>Minor Totals</b>	<b>.283</b>	<b>428</b>	<b>1649</b>	<b>207</b>	<b>467</b>	<b>76</b>	<b>30</b>	<b>21</b>	<b>171</b>	<b>7</b>	<b>7</b>	<b>5</b>	<b>115</b>	<b>347</b>	<b>58-38</b>	<b>.331</b>	<b>.404</b>	<b>36</b>

## 2019 STARTS BY POSITION

1B: Freeman - 157, Riley - 3, Cervelli - 1, Culberson - 1  
 2B: Albies - 157, Camargo - 3, Hechavarría - 2  
 3B: Donaldson - 148, Camargo - 9, Riley - 4, Hechavarría - 1  
 SS: Swanson - 123, Camargo - 21, Hechavarría - 12, Culberson - 6  
 LF: Riley - 58, Acuña Jr. - 40, Duvall - 24, Ortega - 16, Markakis - 9, Camargo - 8, Joyce - 4, Culberson - 3  
 CF: Acuña Jr. - 95, Inciarte - 57, Hamilton - 9, Ortega - 1  
 RF: Markakis - 98, Joyce - 30, Acuña Jr. - 19, Camargo - 5, Culberson - 5, Duvall - 2, Riley - 2, Ortega - 1  
 C: McCann - 79, Flowers - 73, Cervelli - 6, Jackson - 4  
 P: Teheran - 33, Fried - 30, Soroka - 29, Foltyniewicz - 21, Keuchel - 19, Gausman - 16, Newcomb - 4, Wilson - 4, Wright - 4, Tomlin - 1, Toussaint - 1  
 DH: Joyce - 5, Camargo - 1, Cervelli - 1, Donaldson - 1, Markakis - 1, Riley - 1





# PHILIP PFEIFER

# 67

## LEFT-HANDED PITCHER

Full Name: **Philip James Pfeifer**

Bats: **Left**

Throws: **Left**

Height: **6-0**

Weight: **200**

DOB: **July 15, 1992**

Opening Day Age: **27**

Born: **Knoxville, TN**

Resides: **Knoxville, TN**

MLB Debut: **None**

MLB Service Time: **0.000**

Acquired: **Trade with Los Angeles-NL, June 30, 2016**

Contract Status: **Signed through 2020**

## 2019

- Pitched across three levels of Atlanta's minor league system, combining to go 6-8 with a 2.97 ERA (44 ER/133.1 IP) in 30 games (18 starts) between High-A Florida, Double-A Mississippi and Triple-A Gwinnett.
- Opened the year in Mississippi's bullpen, and went 1-1 with a 4.91 ERA (6 ER/11.0 IP) in seven games. Was moved to Florida and pitched most of the remainder of the year in the rotation.
  - ▲ On the season, went 3-7 with a 2.70 ERA (32 ER/106.2 IP) in 18 starts, and 3-1 with a 4.05 ERA (12 ER/26.2 IP) in 12 relief appearances.
- Struck out 17 batters on 7/18 vs. Palm Beach, tied for the most in a single game in the minors on the season...Tossed 8.0 scoreless innings and allowed just three hits.
  - ▲ Tied Cincinnati's Randy Wynne, who struck out 17 for rookie-level Greeneville on 8/20.
- Fanned 159 batters on the season, second most among Atlanta farmhands...Only Ian Anderson (172) had more.
  - ▲ Ranked fourth among Atlanta prospects with 133.1 innings pitched on the season.
- Atlanta selected his contract and added him to the 40-man roster on November 19.

## 2018

- Split his second consecutive season between Triple-A Gwinnett and Double-A Mississippi, posting a 2-3 record and a 5.73 ERA (35 ER/55.0 IP) in 39 games between the two clubs...Made one start.

## 2017

- Played his first full season in the Atlanta organization between Mississippi and Gwinnett, combining to go 1-5 with a 3.49 ERA (23 ER/59.1 IP) and 77 strikeouts.
- Ranked in the Top 10 among Atlanta prospects (min. 60.0 IP) in strikeouts per 9.0 innings (3rd, 11.7) and saves (T9th, 4).
- Pitched to a 7.36 ERA over his first 12 outings before posting a 1.76 ERA with 45 strikeouts and a .176 opponents' batting average over his final 29 appearances.

## 2016

- Split his second pro campaign between four teams and a pair of organizations, combining to go 4-1 with a 3.02 ERA (16 ER/47.2 IP) and 60 strikeouts between Great Lakes (A) and Rancho Cucamonga (A+) of the Dodgers system and Carolina (A+) and Mississippi (AA) of the Braves.
- Fanned 60 batters over 47.2 innings, striking out 11.3 hitters per 9.0 frames.

## 2015

- Appeared in one game after being drafted by Los Angeles (NL) in the third round of the 2015 First-Year Player Draft.

## TRANSACTIONS

- Selected by the Los Angeles Dodgers in the third round (101st overall) of the 2015 First-Year Player Draft...Signed by Marty Lamb.
- Acquired by the Atlanta Braves along with RHP Caleb Dirks from the Los Angeles Dodgers in exchange for RHP Bud Norris, OF Dian Toscano, a player to be named later (RHP Alex Grosser) and cash considerations on June 30, 2016.

# COMPLETE RECORD

Year	Club	W-L	ERA	G	GS	CG	SHO	SV	IP	H	R	ER	HR	HB	BB	SO	WP	BK
2015	Ogden	0-0	0.00	1	1	0	0	0	1.2	1	0	0	0	0	3	2	1	0
2016	Great Lakes	1-0	0.00	3	0	0	0	0	6.0	2	1	0	0	0	1	9	0	0
	Ra. Cucamonga	2-1	3.33	14	0	0	0	0	24.1	21	9	9	1	4	17	33	4	0
	Carolina	0-0	2.57	6	0	0	0	2	7.0	3	2	2	0	0	4	10	2	0
2017	Mississippi	1-0	4.35	11	0	0	0	0	10.1	9	6	5	0	0	6	8	3	0
	Mississippi	1-3	3.45	30	0	0	0	3	44.1	37	18	17	2	1	33	68	5	0
	Gwinnett	0-2	3.60	11	1	0	0	1	15.0	10	6	6	0	1	9	9	2	0
2018	Gwinnett	2-3	6.86	29	1	0	0	0	40.2	39	38	31	1	8	29	37	9	0
	Mississippi	0-0	2.51	10	0	0	0	0	14.1	9	7	4	1	1	11	15	0	0
2019	Mississippi	1-2	2.38	11	4	0	0	0	34.0	25	12	9	2	1	16	36	3	0
	Florida	4-6	3.23	16	14	1	0	0	92.0	81	37	33	7	2	23	110	12	1
	Gwinnett	1-0	2.45	3	0	0	0	0	7.1	7	2	2	1	0	3	13	3	0
<b>Minor Totals</b>		<b>13-17</b>	<b>3.58</b>	<b>145</b>	<b>21</b>	<b>1</b>	<b>0</b>	<b>6</b>	<b>297.0</b>	<b>244</b>	<b>138</b>	<b>118</b>	<b>15</b>	<b>18</b>	<b>155</b>	<b>350</b>	<b>44</b>	<b>1</b>

## 2019 BULLPEN BITS

The Braves used 26 different pitchers in a relief role in 2019, four fewer than last season...Atlanta relievers went 37-19 with a 4.18 ERA (268 ER/577.2 IP) and converted 44-of-66 save opportunities.

Atlanta relievers fanned 598 batters, the most by a Braves relief corps in franchise history and just the sixth time Braves relievers struck out 500 in a single season...All six seasons have occurred since 2010.

The Braves' .661 winning percentage in relief (37-19) was the third-best mark in baseball and second best in the N.L. (San Francisco, .667)...It was the highest winning percentage by a Braves relief corps since the 2002 club went 30-14 (.682).

Atlanta's 19 losses in relief were tied with San Francisco for fewest in the N.L. and the third fewest in baseball...Only Cleveland and Houston, who both dropped 18 games in relief, lost fewer.

Player	Innings	Player	Innings
Josh Tomlin	76.1	Wes Parsons	15.1
Luke Jackson	72.2	Grant Dayton	12.0
Sean Newcomb	53.1	Jesse Biddle	11.2
Touki Toussaint	40.1	Shane Carle	9.1
Anthony Swarzak	39.2	Jeremy Walker	9.1
Jerry Blevins	32.1	Max Fried	5.1
Jacob Webb	32.1	Darren O'Day	5.1
A.J. Minter	29.1	Jonny Venters	4.2
Chad Sobotka	29.0	Arodys Vizcaino	4.0
Shane Greene	24.2	Kyle Wright	3.0
Dan Winkler	21.2	Huascar Ynoa	3.0
Mark Melancon	21.0	Bryse Wilson	2.1
Chris Martin	17.2	Charlie Culberson	2.0



# AUSTIN RILEY

# 27

## INFIELDER

Full Name: **Michael Austin Riley**

Bats: **Right**

Throws: **Right**

Height: **6-3**

Weight: **240**

DOB: **April 2, 1997**

Opening Day Age: **22**

Born: **Memphis, TN**

Resides: **Hernando, MS**

MLB Debut: **May 15, 2019**

MLB Service Time: **0.138**

Acquired: **Braves' Competitive Balance A pick (41st overall) in 2015**

Contract Status: : **Signed through 2020**

## 2019

- Entered the season ranked by *Baseball America* as the No. 1 prospect in Atlanta's organization... Began the campaign with Triple-A Gwinnett... Called up to Atlanta in the middle of May and spent the rest of the season with the Braves.
  - A** In his 80 games with Atlanta, slashed .262/.338/.646 (17-for-65) against left-handers...Hit seven home runs in 74 plate appearances against them, nearly half of his season total, despite getting nearly four times the amount of plate appearances against righties...Also drew eight walks against lefties, the same amount he had versus right-handers.
- The Braves selected his contract on 5/15 after placing OF Ender Inciarte on the injured list with a lumbar strain...Homed in his second career plate appearance, off St. Louis' Michael Wacha, becoming the eighth player in the Atlanta era (since 1966) to homer in his MLB debut...Previous to Riley was Evan Gattis on 4/3/13 against Philadelphia, off Hall-of-Famer Roy Halladay.
- Named the N.L. Rookie of the Month in May, despite spending the first half of the month in the minors...Batted .356/.397/.746 (21-for-59) with seven home runs and 20 RBI in 15 games...Is the only Braves player in history to hit seven homers and drive in 20 in his first 15 career games.
  - A** Became the fastest Braves player in the modern era to five career home runs, doing so in his ninth career game...At the time, only eight other major leaguers had hit at least five homers in their first nine games...COL's Trevor Story was the last with seven in 2016...The only other 22-year-old to accomplish the feat was TOR's Carlos Delgado (1993-94).

## CAREER HIGHS

Most Runs

**3, 2x, last: 6/12/19, ATL vs. PIT**

Most Hits

**3, 4x, last: 6/12/19, ATL vs. PIT**

Most Doubles

**1, 11x, last: 9/14/19, ATL at WSH**

Most Triples

**1, 6/12/19, ATL vs. PIT**

Most Home Runs

**1, 18x, last: 9/19/19, ATL vs. PHI**

Most RBI

**4, 5/29/19, ATL vs. WSH**

Most Walks

**2, 6/17/19, ATL vs. NYM**

Most Stolen Bases

**None**

Longest Hitting Streak

**4 games, 3x, last: 5/25-29/19**

- A** His seventh home run was a grand slam on 5/29 off Washington's Kyle McGowin, in his 14th career game...He became the second player in Atlanta franchise history to hit a grand slam in his first 14 career games, joining Marcus Giles, who accomplished the feat in 2005.

- Hit his 10th career home run on 6/12, the 26th game of his career...He is the quickest to double-digit home runs, by games played, in the modern era (since 1900) of franchise history...Wally Berger held the old record, hitting his 10th home run in his 29th game in 1930.
- Recorded his 25th career RBI in the 18th game of his career...Since RBI became an official statistic in 1920, Riley was the second fastest player to 25 RBI, by games played, in major league history... Only the Cubs' Mandy Brooks in 1925 reached the mark quicker, recording his 25th RBI in his 17th career game.
- In 49 games before the All-Star break, posted an .873 OPS (.312 OBP, .561 SLG) with 16 home runs, tying Ryan Klesko (1994) for the most homers by a Braves rookie prior to the break...Also had 41 RBI in that time.

▲ After the All-Star break, had a .486 OPS (.211 OBP, .276 SLG) with two home runs in 31 games...Struck out in 39 of his 95 plate appearances (41.1 percent).

- Went to the injured list on 8/5 with a right knee sprain and missed 28 games...Had rehab assignments with Single-A Rome and Triple-A Gwinnett before being activated on 9/6.
  - ▲ Upon activation, played in 14 games to finish the season and went 5-for-38 (.132) with one home run and four RBI.
- Opened the season in Triple-A and hit .299/.377/.681 (43-for-144) in 37 games... At the time of his selection, was leading the International League in home runs (15), RBI (39), extra-base hits (25), total bases (98) and runs (32)...He ranked second in slugging (.681) and third in OPS (1.057)...Had 13 home runs over his last 18 games, including three multi-homer efforts.
  - ▲ Named the International League Player of the Week for the period of 5/6-12 after batting .296 (8-for-27) with four home runs, eight RBI and walking (5) as many times as he struck out (5).

## 2018

- Named the Hank Aaron Award winner for Braves Minor League Player of the Year after splitting the season between Triple-A Gwinnett and Double-A Mississippi...Also made a rehabilitation assignment with the rookie-level GCL Braves.
  - ▲ Hit a combined .294 (120-for-408) with 19 home runs and a .882 OPS in 108 games.

▲ Also named Gwinnett's Player of the Year and a MiLB.com Organization All-Star.

- Began the year with the M-Braves, and hit .333 (33-for-99) with a 1.071 OPS in 27 games before a promotion to Gwinnett on 5/7.
- Went to the disabled list with a right knee sprain from 6/4-7/12...Remained with Gwinnett for the remainder of the season following his reinstatement.
- Hit three home runs and drove in eight in a 10-0 win vs. Norfolk on 5/13...Both marks tied Gwinnett single-game records.
- Hit eight home runs over 28 games in August.
- All of his starts in the field (102) came at third base...Also started five games as the designated hitter.

## 2017

- Split the season between High-A Florida and Double-A Mississippi, combining to bat .275 (133-for-484) with 71 runs, 41 extra-base hits and 74 RBI over 129 games between the two clubs.
- Opened the year with Florida and ranked by *Baseball America* as Atlanta's No. 11 prospect... Transferred to Mississippi on 7/13.
- Ended the season ranked in the Top 10 among Atlanta farmhands in hits (2nd, 133), home runs (3rd, 20), RBI (3rd, 74), walks (T9th, 43), slugging percentage (T7th, 446) and OPS (8th, 786).
- Over the last two seasons, leads Atlanta prospects in RBI (154) and homers (40).
- Following his promotion to Mississippi, batted .315/.389/.511 over 48 games...Ranked second in the Southern League in hits (56), tied for fifth in homers (8), and ranked eighth in RBI (27) from 7/13 through the end of the season.
- Hit 17 of his 20 home runs off right-handed pitchers.
- Named a Florida State League Mid-Season All-Star.
- Earned FSL Player of the Week honors for the period of 5/1-7 after batting .462/.483/.846 with three home runs and 10 RBI over seven games.
- Appeared in 17 games with the Peoria Javelinas in the Arizona Fall League following the season, and batted .300/.364/.657 with 12 extra-base hits and 18 RBI...Was named to both the AFL Fall-Stars Game and to the Top Prospects Team following the fall season.
- Hit for the cycle on 10/26 with Peoria, going 4-for-6 with three runs and five RBI against Mesa...Logged the first cycle in the Arizona Fall League since 2008.

## 2016

- Played his first full professional season with Single-A Rome and batted .271 (134-for-495) with 68 runs, 61 extra-base hits and 80 RBI in 129 games to earn Rome's Player of the Year honors from the organization.
- Ended the season pacing all Atlanta farmhands in home runs (20), doubles (39) and total bases (237), while sitting in the Top 10 in RBI (2nd, 80), slugging percentage (3rd, .479), OPS (3rd, .803), runs (T3rd, 68) and hits (4th, 134).
- Finished second in the South Atlantic League in home runs and doubles, and third in RBI.
- Opened his sophomore campaign batting just .229 (38-for-166) with a .280 OBP and .367 slugging percentage in his first 43 games before hitting .292/.346/.535 over his final 86 contests.
- Fourteen of his 20 homers on the season came in his final 45 games, during which he stroked 15 doubles and slugged .632 with 43 RBI.
- Closed his season on a 19-game hitting streak, batting .361 (26-for-72) with 13 extra-base hits and 20 RBI from 8/16-9/5.
- Batted .315 (23-for-73) against left-handed pitching, compared to a .263 (111-for-422) mark against righties.
- Drove home eight runners in seven postseason games, going 6-for-26 (.231) with four runs, two doubles, two homers and three walks as Rome won the South Atlantic League Championship.
- Posted 36 multi-hit games, including eight three-hit efforts...Fell a triple short of the cycle on 8/11 at Hickory, going 3-for-4 with two runs, one double, a homer and three RBI.
- Tabbed by *Baseball America* as Atlanta's No. 8 prospect entering 2016, as well as the "Best Power Hitter" in the system.

## 2015

- Split his first professional season between the GCL Braves and Rookie-Advanced Danville after being selected by Atlanta with the 41st overall pick in the 2015 First-Year Player Draft.
- Was named the Danville Braves Player of the Year by the organization after batting .351 (39-for-111) with five home runs and 19 RBI in 30 games with the club, and he combined to bat .304 (66-for-217) with 12 home runs and 40 RBI in 60 games between the two stops.
- Led the GCL Braves with seven home runs at the time of his move to Danville, where he proceeded to lead Danville with five homers in 111 at-bats.
- Paced all Atlanta farmhands with a .933 OPS, while 12 home runs on the season were tied for second-most in the system, despite playing in just 60 games...Also finished in the Top 10 among Braves prospects in average (T6th, .304).
- Opened his professional career batting .077 (2-for-26) with 12 strikeouts in his first eight games, before hitting .335 (64-for-191) in his remaining 52 contests on the season.
- He was named by *Baseball America* as the "Best Pure Hitter," "Best Power Hitter," "Best Athlete" and as having the "Best Pro Debut" among the Braves 2015 draft class...Also named by the publication as the second-best prospect in the Appalachian League, as well as the 10th-best prospect in the Gulf Coast League at the season's conclusion.

## TRANSACTIONS

- Selected by the Atlanta Braves in the Competitive Balance A round (41st overall) of the 2015 First-Year Player Draft...Signed by Don Thomas.
- On Atlanta's injured list (right knee sprain) from August 5 to September 6, 2019; included rehabilitation assignments with Rome (A) and Gwinnett (AAA).



**COMPLETE RECORD**

Year	Club	AVG	G	AB	R	H	2B	3B	HR	RBI	SH	SF	HP	BB	SO	SB-CS	OBP	SLG	E
2015	GCL Braves	.255	30	106	18	27	5	0	7	21	0	2	1	12	37	2-1	.331	.500	7
	Danville	.351	30	111	18	39	9	1	5	19	0	1	5	14	28	0-1	.443	.586	9
2016	Rome	.271	129	495	68	134	39	2	20	80	0	6	3	39	147	3-3	.324	.479	30
2017	Florida	.252	81	306	43	77	10	1	12	47	0	5	5	23	74	0-2	.310	.408	7
	Mississippi	.315	48	178	28	56	9	1	8	27	0	2	3	20	50	2-0	.389	.511	13
2018	Mississippi	.333	27	99	17	33	10	3	6	20	0	0	2	8	28	0-0	.394	.677	3
	Gwinnett	.282	75	291	41	82	17	0	12	47	0	3	4	26	95	1-0	.346	.464	5
	GCL Braves	.278	6	18	3	5	3	0	1	3	0	0	1	3	6	0-0	.409	.611	2
2019	Gwinnett	.293	44	174	39	51	13	0	15	41	0	0	0	20	39	0-0	.366	.626	4
	Atlanta	.226	80	274	41	62	11	1	18	49	0	2	5	16	108	0-2	.279	.471	5
	Rome	.200	3	10	0	2	0	0	0	0	0	0	0	0	2	0-0	.200	.200	0
<b>Minor Totals</b>		<b>.283</b>	<b>473</b>	<b>1788</b>	<b>275</b>	<b>506</b>	<b>115</b>	<b>8</b>	<b>86</b>	<b>305</b>	<b>0</b>	<b>19</b>	<b>24</b>	<b>165</b>	<b>506</b>	<b>8-7</b>	<b>.348</b>	<b>.501</b>	<b>80</b>
<b>Major Totals</b>		<b>.226</b>	<b>80</b>	<b>274</b>	<b>41</b>	<b>62</b>	<b>11</b>	<b>1</b>	<b>18</b>	<b>49</b>	<b>0</b>	<b>2</b>	<b>5</b>	<b>16</b>	<b>108</b>	<b>0-2</b>	<b>.279</b>	<b>.471</b>	<b>5</b>

**MAJOR LEAGUE FIELDING RECORD**

Position	PCT	G	PO	A	E	TC	DP
Left Field	.957	58	87	3	4	94	1
First Base	.972	6	33	2	1	36	6
Third Base	1.000	5	4	9	0	13	0



# SHANE ROBINSON

# 38

## OUTFIELDER

Full Name: **Shane M. Robinson**

Bats: **Right**

Throws: **Right**

Height: **5-9**

Weight: **170**

DOB: **October 30, 1984**

Opening Day Age: **35**

Born: **Tampa, FL**

Resides: **Alpharetta, GA**

MLB Debut: **May 7, 2009**

MLB Service Time: **5.058**

Acquired: : **Signed to a minor-league contract, January 15, 2020**

Contract Status: **Signed through 2020**

## NON-ROSTER INVITEE

## 2019

- Signed a minor-league contract with Philadelphia and spent the entire season with Triple-A Lehigh Valley...Hit .288 (88-for-306) with a .756 OPS in 89 games.
  - Played all three outfield positions, getting the most time in center field (58 games, 54 starts)...Also played 26 games (24 starts) in left field and one game in right field...Had six outfield assists and committed only three errors in 168 total chances (.982).
- Drew a single-season career most 39 walks, against only 34 strikeouts...Had an 11.0 percent walk rate, the second best of his career (13.5 percent with St. Louis in 2013), and struck out in only 9.6 percent of his plate appearances...Both of those totals were easily better than his career averages (8.6 percent career walk rate and 14.1 percent career strikeout rate).
- Was sidelined on the injured list with a left hip sprain from 5/30-6/15.

## CAREER HIGHLIGHTS

- Has appeared in 461 major league games over parts of nine seasons...Was in St. Louis' organization from the time he was drafted in 2006 through 2014...Has seen big league time with four teams since – Minnesota (2015), Los Angeles-AL (2016-17) and New York-AL (2018).
  - Has split his career defensively among all three outfield positions, playing 148 games in left field (63 starts), 113 in center field (77 starts) and 111 in right field (34 starts)...Has also made one relief appearance (1.0 IP in 2015).

## CAREER HIGHS

Most Runs

**3, 2x, last: 5/1/16, LAA at TEX**

Most Hits

**3, 7x, last: 4/19/15, MIN vs. CLE**

Most Doubles

**1, 23x, last: 8/25/18, NYY at BAL**

Most Triples

**2, 6/14/15, MIN at TEX**

Most Home Runs

**1, 7x, last: 7/28/18, NYY vs. KC**

Most RBI

**3, 2x, last: 7/24/13, STL vs. PHI**

Most Walks

**3, 5/5/13, STL at ML**

Most Stolen Bases

**1, 19x, last: 4/11/18, NYY at BOS**

Longest Hitting Streak

**6 games, 4/16-26/15**

• As a pinch hitter, has batted .212/.323/.265 (24-for-113) with 19 walks, against only 22 strikeouts...Led all major league rookies in 2012 with 11 pinch hits, three of which were doubles.

- Has played in 18 career postseason games, all with St. Louis in the 2012 and 2013 seasons.

• During the Cardinals' run to the World Series in 2013, made all three of their playoff rosters (DS, LCS, WS)...Started Game 1 of the World Series in center field against Boston...Played in eight playoff games that year and hit .313 (5-for-16) with a .875 OPS in 16 plate appearances.

- Has made four Opening Day rosters, in 2012, 2013 and 2014 with St. Louis and 2015 with Minnesota.
- Made his major league debut on 5/7/09... Collected his first major league hit three games later, on 5/10, off Cincinnati's Jared Burton, a pinch-hit double.

## MINOR LEAGUE HIGHLIGHTS

- Named a Texas League Mid-Season All-Star in 2008 with Double-A Springfield...Hit .352/.396/.496 (86-for-244) in 63 games before receiving a promotion to Triple-A.
  - Was also tabbed that year as the Texas League's Player of the Week for the period ending 5/12.
- Played for Peoria in the Arizona Fall League following the 2008 season...Led the team in runs (27) and at-bats (107).

## AMATEUR

- Was a four-year varsity player in both baseball and football at Jesuit High School in Tampa, FL...Named First-Team All-State in baseball and football his junior and senior seasons...Was recruited by Duke and Stanford for football.
  - Jesuit High School has also produced baseball greats Lou Pinella, Brad Radke, Jason Michaels, Lance McCullers and Dave Magadan.
- Played baseball collegiately at Florida State University...Had a 40-game hitting streak in 2005 that snapped J.D. Drew's previous school record of 34...Named Collegiate Baseball's National Player of the Year that season, along with being a consensus First-Team All-American.

## PERSONAL

- Hobbies include hunting, fishing, playing Top Golf and watching movies.
- He and his wife, Jessica, have two daughters, Tinley Anne and Harper.

## TRANSACTIONS

- Selected by the St. Louis Cardinals in the fifth round of the 2006 First-Year Player Draft.
- On St. Louis' disabled list (right shoulder strain) from July 31 to August 14, 2013; included a rehabilitation assignment with Springfield (AA).
- On St. Louis' disabled list (left shoulder dislocation) from August 26 to the end of the 2014 season...Transferred to the 60-day DL on September 4.
- Signed by the Minnesota Twins to a minor-league contract on December 5, 2014.
- Signed by the Cleveland Indians to a minor-league contract on November 19, 2015.
- Signed by the Los Angeles Angels to a minor-league contract on March 31, 2016.
- On Los Angeles' disabled list (right ankle sprain) from July 6 to July 29, 2016; included a rehabilitation assignment to Inland Empire (A).
- On Los Angeles' disabled list (right hip strain) from August 13 to September 5, 2016; included a rehabilitation assignment to Salt Lake (AAA).
- Signed by the New York Yankees to a minor-league contract on February 9, 2018.
- Signed by the Philadelphia Phillies to a minor-league contract on December 7, 2018.
- Signed by the Atlanta Braves to a minor-league contract on January 15, 2020.





**COMPLETE RECORD**

Year	Club	AVG	G	AB	R	H	2B	3B	HR	RBI	SH	SF	HP	BB	SO	SB-CS	OBP	SLG	E
2006	Quad Cities	.282	63	252	41	71	9	2	0	21	1	2	6	20	20	13-3	.346	.333	1
2007	Palm Beach	.253	43	166	22	42	6	1	3	13	3	3	2	16	16	14-4	.321	.355	2
	GCL Cardinals	.182	4	11	1	2	0	0	0	1	0	1	0	2	1	0-0	.286	.182	0
2008	Memphis	.220	42	141	10	31	4	1	1	10	2	2	1	5	24	2-3	.248	.284	0
	Springfield	.352	63	244	46	86	17	3	4	32	3	4	3	17	34	13-5	.396	.496	2
2009	St. Louis	.240	11	25	1	6	1	0	0	1	0	1	0	0	2	1-0	.231	.280	0
	Memphis	.238	100	345	46	82	18	3	5	40	8	4	8	28	42	16-3	.306	.351	2
2010	Memphis	.279	26	86	9	24	5	0	2	13	3	1	0	7	13	3-3	.330	.407	1
2011	St. Louis	.000	9	7	0	0	0	0	0	0	0	0	0	1	2	0-0	.125	.000	0
	Memphis	.299	43	167	35	50	8	3	4	23	2	4	1	19	16	9-1	.366	.455	1
	Springfield	.484	7	31	8	15	2	0	3	8	0	0	2	4	1	0-1	.568	.839	0
	GCL Cardinals	.136	6	22	4	3	2	1	0	0	0	0	1	0	1	0-0	.174	.318	0
2012	St. Louis	.253	102	166	20	42	8	0	3	16	0	1	0	14	32	1-0	.309	.355	2
	Memphis	.300	18	70	15	21	4	2	0	3	0	0	2	8	15	5-0	.388	.414	0
2013	St. Louis	.250	99	144	22	36	2	1	2	16	0	4	0	23	17	5-1	.345	.319	3
	Springfield	.200	3	10	0	2	0	0	0	0	0	0	2	1	0-0	.333	.200	0	
2014	St. Louis	.150	47	60	3	9	1	1	0	4	0	0	0	6	10	0-1	.227	.200	0
	Memphis	.304	53	191	33	58	12	0	2	16	0	1	2	22	25	4-2	.380	.398	0
2015	Minnesota	.250	83	180	28	45	7	3	0	16	3	1	1	12	29	6-1	.299	.322	1
2016	Los Angeles (AL)	.173	65	98	16	17	3	0	1	10	2	0	1	10	17	3-2	.257	.235	1
	Salt Lake	.315	19	73	14	23	4	0	0	4	2	1	1	3	8	4-0	.346	.370	1
	Inland Empire	.500	2	6	5	3	0	0	0	0	0	0	4	2	0-0	.700	.500	0	
2017	Los Angeles (AL)	.194	20	31	7	6	0	0	0	1	0	1	0	3	5	2-0	.257	.194	0
	Salt Lake	.319	86	348	64	111	21	5	2	47	1	5	3	28	37	15-1	.370	.425	3
2018	New York (AL)	.143	25	49	8	7	1	0	1	2	1	0	0	4	6	1-0	.208	.224	1
	Scranton/WB	.261	50	188	25	49	7	3	0	14	3	1	2	8	27	9-0	.296	.330	1
2019	Lehigh Valley	.288	89	306	51	88	10	0	7	31	2	6	3	39	34	8-3	.367	.389	3
<b>Minor Totals</b>		<b>.286</b>	<b>717</b>	<b>2657</b>	<b>429</b>	<b>761</b>	<b>129</b>	<b>24</b>	<b>33</b>	<b>276</b>	<b>30</b>	<b>35</b>	<b>37</b>	<b>232</b>	<b>317</b>	<b>115-29</b>	<b>.348</b>	<b>.390</b>	<b>17</b>
<b>A.L. Totals</b>		<b>.209</b>	<b>193</b>	<b>358</b>	<b>59</b>	<b>75</b>	<b>11</b>	<b>3</b>	<b>2</b>	<b>29</b>	<b>6</b>	<b>2</b>	<b>2</b>	<b>29</b>	<b>57</b>	<b>12-3</b>	<b>.271</b>	<b>.274</b>	<b>3</b>
<b>N.L. Totals</b>		<b>.231</b>	<b>268</b>	<b>402</b>	<b>46</b>	<b>93</b>	<b>12</b>	<b>2</b>	<b>5</b>	<b>37</b>	<b>0</b>	<b>6</b>	<b>0</b>	<b>44</b>	<b>63</b>	<b>7-2</b>	<b>.303</b>	<b>.308</b>	<b>5</b>
<b>Major Totals</b>		<b>.221</b>	<b>461</b>	<b>760</b>	<b>105</b>	<b>168</b>	<b>23</b>	<b>5</b>	<b>7</b>	<b>66</b>	<b>6</b>	<b>8</b>	<b>2</b>	<b>73</b>	<b>120</b>	<b>19-5</b>	<b>.288</b>	<b>.292</b>	<b>8</b>

**WILD CARD RECORD**

Year	Club, Opp.	AVG	G	AB	R	H	2B	3B	HR	RBI	SH	SF	HP	BB	SO	SB	CS	E
2012	Stl. vs. Atl.	.000	1	1	0	0	0	0	0	0	0	0	0	0	0	0	0	0

**DIVISION SERIES RECORD**

Year	Club, Opp.	AVG	G	AB	R	H	2B	3B	HR	RBI	SH	SF	HP	BB	SO	SB	CS	E
2012	Stl. vs. Wsh.	.000	3	1	1	0	0	0	0	0	0	0	0	1	0	0	0	0
2013	Stl. vs. Pit.	.000	1	1	0	0	0	0	0	0	0	0	0	0	0	0	0	0
<b>D.S. Totals</b>		<b>.000</b>	<b>4</b>	<b>2</b>	<b>1</b>	<b>0</b>	<b>0</b>	<b>0</b>	<b>0</b>	<b>0</b>	<b>0</b>	<b>0</b>	<b>0</b>	<b>1</b>	<b>0</b>	<b>0</b>	<b>0</b>	<b>0</b>

**LEAGUE CHAMPIONSHIP SERIES RECORD**

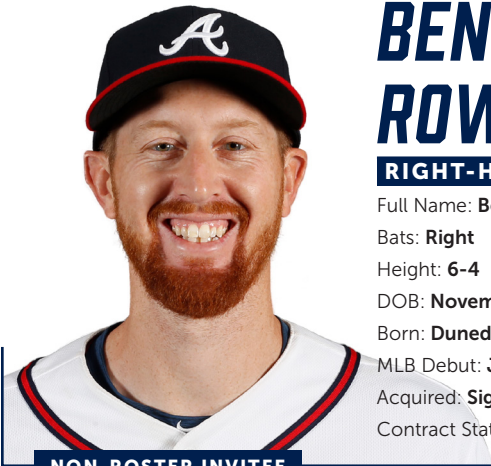
Year	Club, Opp.	AVG	G	AB	R	H	2B	3B	HR	RBI	SH	SF	HP	BB	SO	SB	CS	E
2012	Stl. vs. SF	.000	6	6	0	0	0	0	0	1	0	0	0	0	2	0	0	0
2013	Stl. vs. LAD	.429	3	7	2	3	0	0	1	3	0	0	0	0	0	0	0	0
<b>C.S. Totals</b>		<b>.231</b>	<b>9</b>	<b>13</b>	<b>2</b>	<b>3</b>	<b>0</b>	<b>0</b>	<b>1</b>	<b>4</b>	<b>0</b>	<b>0</b>	<b>0</b>	<b>0</b>	<b>2</b>	<b>0</b>	<b>0</b>	<b>0</b>

**WORLD SERIES RECORD**

Year	Club, Opp.	AVG	G	AB	R	H	2B	3B	HR	RBI	SH	SF	HP	BB	SO	SB	CS	E
2013	Stl. vs. Bos.	.250	4	8	1	2	1	0	0	0	0	0	0	0	2	0	0	0

**MAJOR LEAGUE FIELDING RECORD**

Position	PCT	G	PO	A	E	TC	DP
Left Field	.983	148	167	6	3	176	1
Center Field	.979	113	183	4	4	191	1
Right Field	.992	111	122	5	1	128	1
Pitcher	--	1	0	0	0	0	0



**NON-ROSTER INVITEE**

# BEN ROWEN

**RIGHT-HANDED PITCHER**

Full Name: **Benjamin Ramon Rowen**

Bats: **Right**

Throws: **Right**

Height: **6-4**

Weight: **200**

DOB: **November 15, 1988**

Opening Day Age: **31**

Born: **Dunedin, FL**

Resides: **San Diego, CA**

MLB Debut: **June 15, 2014**

MLB Service Time: **0.061**

Acquired: **Signed to a minor-league contract, October 22, 2019**

Contract Status: **Signed through 2020**

**72**

## 2019

- Combined to make 40 appearances, seven starts, between Double-A Mississippi and Triple-A Gwinnett, going 5-3 with a 3.61 ERA (36 ER/89.2 IP), 15 walks and 65 strikeouts.
- Named an International League Mid-Season All-Star...Went 4-3 with a 3.62 ERA (24 ER/59.2 IP), 10 walks and 42 strikeouts in 22 games, six starts, with the Stripers prior to the break.
- Selected by the organization as Gwinnett's Pitcher of the Month for May (1-1, 2.78 ERA, 3 BB, 15 K in 7 G).
- Went more than 1.0 inning in 23 of his 33 relief appearances.

## CAREER HIGHLIGHTS

- Has appeared in 12 major league games, all in relief...Eight came in 2014 with Texas, while the other four were in 2016 with Milwaukee.
  - ▲ Made his major league debut with the Rangers on 6/15/14, and retired all three Mariners he faced.
- Has appeared in 374 minor league contests over his 10-year career, all but seven in relief...Came up in the Rangers organization, and has also been in the Dodgers, Cubs, Orioles, Blue Jays, Brewers, Mets, Reds, and Braves organizations.
- Is a three-time minor league All-Star, claiming the awards this past season with Gwinnett, in 2016 with Triple-A Buffalo (TOR) and in 2012 with Single-A Myrtle Beach (TEX).
  - ▲ Received postseason honors with the Carolina League in 2012...Led the league with 19 saves.

## CAREER HIGHS

Most Innings Pitched

**3.1, 6/20/14, TEX at LAA**

Most Runs Allowed

**4, 9/5/16, MIL vs. CHC**

Most Earned Runs Allowed

**4, 9/5/16, MIL vs. CHC**

Most Hits Allowed

**4, 9/20/16, MIL vs. PIT**

Most Home Runs Allowed

**None**

Most Walks

**1, 4x, last: 7/3/14, TEX at BAL**

Most Strikeouts

**3, 6/20/14, TEX at LAA**

Longest Winning Streak

**None**

Longest Losing Streak

**None**

- Tabbed by MiLB.com as an organizational All-Star with the Rangers in consecutive seasons, 2012-13.
  - ▲ In 2013, combined to allow only five runs in 65.2 innings (0.69 ERA) in 51 games between Double- and Triple-A.
- Made 54 appearances with the Mets' Triple-A affiliate, Las Vegas, in 2017, the second most in the Pacific Coast League.

## AMATEUR

- Played collegiately at Los Angeles Harbor College and Virginia Tech University.
  - ✦ Prior to transferring to the Hokies, earned team MVP honors and was an All-South Coast Conference First Team as a sophomore with L.A. Harbor College.
- Went to Palos Verdes (CA) High School...Grew up in Ranchos Palos Verdes, Calif., 30 minutes south of Los Angeles.

## PERSONAL

- Played four years as a defenseman for the Los Angeles Junior Kings hockey team.

## TRANSACTIONS

- Selected by the Texas Rangers in the 22nd round of the 2010 First-Year Player Draft.
- Signed by the Los Angeles Dodgers to a minor-league contract on January 20, 2015.
- Acquired by the Baltimore Orioles along with C Chis O'Brien from the Los Angeles Dodgers in exchange for RHP Ryan Webb and C Brian Ward on April 9, 2015.
- Signed by the Chicago Cubs to a minor-league contract on July 4, 2015.
- Claimed off waivers by the Toronto Blue Jays from the Chicago Cubs on August 3, 2015.
- Claimed off waivers by the Milwaukee Brewers from the Toronto Blue Jays on August 4, 2016.
- Signed by the New York Mets to a minor-league contract on December 21, 2016.
- Signed by the Cincinnati Reds to a minor-league contract on January 18, 2018.
- Signed by the Atlanta Braves to a minor-league contract on January 18, 2019.
- Signed by the Atlanta Braves to a minor-league contract on October 22, 2019.

## COMPLETE RECORD

Year	Club	W-L	ERA	G	GS	CG	SHO	SV	IP	H	R	ER	HR	HB	BB	SO	WP	BK
2010	Spokane	2-0	1.09	21	0	0	0	1	33.0	18	4	4	0	1	14	30	1	0
2011	Hickory	5-4	1.98	33	0	0	0	2	59.0	55	26	13	1	1	18	43	1	1
2012	Myrtle Beach	5-0	1.57	38	0	0	0	19	57.1	41	10	10	2	4	3	52	1	1
2013	Frisco	3-0	0.53	31	0	0	0	10	33.2	23	3	2	1	0	11	28	0	0
	Round Rock	3-1	0.84	20	0	0	0	3	32.0	18	5	3	0	0	6	30	0	0
2014	Round Rock	3-0	3.45	34	0	0	0	5	47.0	47	22	18	2	6	9	31	0	0
	Texas	0-0	4.15	8	0	0	0	0	8.2	10	4	4	0	0	4	7	0	0
2015	Bowie	2-0	2.28	20	0	0	0	1	27.2	24	7	7	1	1	3	18	0	0
	Norfolk	0-0	2.79	6	0	0	0	0	9.2	8	3	3	0	0	3	6	0	0
	Iowa	2-0	0	8	0	0	0	0	9.1	6	0	0	0	0	1	7	0	0
2016	Buffalo	0-1	2	14	0	0	0	1	18.0	12	4	4	0	2	2	11	0	0
	Buffalo	0-4	2.47	37	0	0	0	1	47.1	46	13	13	1	0	11	33	1	0
	Colorado Springs	0-0	1.69	8	0	0	0	0	10.2	11	2	2	0	0	3	12	0	0
2017	Milwaukee	0-0	15	4	0	0	0	0	3.0	10	6	5	0	0	0	2	0	0
	Las Vegas	3-3	4.41	54	0	0	0	0	63.1	80	35	31	6	2	13	52	0	0
2018	Louisville	0-2	9.28	10	0	0	0	0	10.2	19	15	11	3	1	2	7	0	0
	Mississippi	1-0	4.5	9	1	0	0	0	12.0	13	8	6	1	1	4	7	0	0
2019	Mississippi	1-0	4.5	9	1	0	0	0	12.0	13	8	6	1	1	4	7	0	0
	Gwinnett	4-3	3.48	31	6	0	0	0	77.2	72	30	30	4	4	11	58	1	0
<b>Minor Totals</b>		<b>33-18</b>	<b>2.58</b>	<b>374</b>	<b>7</b>	<b>0</b>	<b>0</b>	<b>43</b>	<b>548.1</b>	<b>493</b>	<b>187</b>	<b>157</b>	<b>22</b>	<b>23</b>	<b>114</b>	<b>425</b>	<b>5</b>	<b>2</b>
<b>A.L. Totals</b>		<b>0-0</b>	<b>4.15</b>	<b>8</b>	<b>0</b>	<b>0</b>	<b>0</b>	<b>0</b>	<b>8.2</b>	<b>10</b>	<b>4</b>	<b>4</b>	<b>0</b>	<b>0</b>	<b>4</b>	<b>7</b>	<b>0</b>	<b>0</b>
<b>N.L. Totals</b>		<b>0-0</b>	<b>15.0</b>	<b>4</b>	<b>0</b>	<b>0</b>	<b>0</b>	<b>0</b>	<b>3.0</b>	<b>10</b>	<b>6</b>	<b>5</b>	<b>0</b>	<b>0</b>	<b>0</b>	<b>2</b>	<b>0</b>	<b>0</b>
<b>Major Totals</b>		<b>0-0</b>	<b>6.94</b>	<b>12</b>	<b>0</b>	<b>0</b>	<b>0</b>	<b>0</b>	<b>11.2</b>	<b>20</b>	<b>10</b>	<b>9</b>	<b>0</b>	<b>0</b>	<b>4</b>	<b>9</b>	<b>0</b>	<b>0</b>

## MAJOR LEAGUE FIELDING RECORD

Position	PCT	G	PO	A	E	TC	DP
Pitcher	1.000	12	0	3	0	3	0



**NON-ROSTER INVITEE**

# CHRIS RUSIN

**52**

## LEFT-HANDED PITCHER

Full Name: **Christopher Patrick Rusin**

Bats: **Left**

Throws: **Left**

Height: **6-2**

Weight: **200**

DOB: **October 22, 1986**

Opening Day Age: **33**

Born: **Detroit, MI**

Resides: **Scottsdale, AZ**

MLB Debut: **August 21, 2012**

MLB Service Time: **4.169**

Acquired: **Signed to a minor-league contract, January 18, 2020**

Contract Status: **Signed through 2020**

## 2019

- Spent the majority of the season pitching out of the bullpen in Colorado's minor league system, after appearing in just two games with the Rockies...Allowed four runs, earned, over 1.0 inning in the majors.
- Combined to go 4-4 with a 4.95 ERA (40 ER/72.2 IP) in 25 games, 10 starts, at Double-A Hartford and Triple-A Albuquerque.
- Began the season on the 10-day injured list with a back strain...Returned on 5/31 but the club designated him for assignment on 6/7... Outrighted to the Albuquerque where he spent the remainder of the season.

## CAREER HIGHLIGHTS

- Has appeared in 188 major league games, making 49 starts, in parts of eight major league seasons...Was with Chicago-NL from 2012-14 and Colorado from 2015-19...Worked primarily as a starter for the first four seasons of his big league career, and has worked primarily as a reliever for the last four.
  - Since 2016, when he moved primarily to relief, has limited left-handed hitters to a .691 OPS, including a slugging percentage of .381.
- Led the National League in innings pitched by a reliever in 2017, tossing 85 innings out of the bullpen.
- Pitched two complete games at Coors Field in 2015, becoming the first pitcher to record two complete games in one season in Denver since Aaron Cook in 2008.
- Made his Major League debut with the Cubs in a start 8/21/12 at Milwaukee, pitching 5.0 innings and allowing one run and one hit in a 5-2 loss.

## CAREER HIGHS

Most Innings Pitched

**9.0, 2x, last: 9/3/15, COL vs. SF**

Most Runs Allowed

**11, 8/22/15, COL at HOU**

Most Earned Runs Allowed

**11, 8/22/15, COL at HOU**

Most Hits Allowed

**13, 5/5/16, COL at SF**

Most Home Runs Allowed

**3, 10/3/15, COL at SF**

Most Walks

**4, 3x, last: 9/22/15, COL vs. PIT**

Most Strikeouts

**8, 6/6/15, COL vs. MIA**

Longest Winning Streak

**5 games, 4/13-9/8/17**

Longest Losing Streak

**5 games, 8/14-9/24/13**

- Transitioned to a relief role in 2016...Allowed Ichiro Suzuki's 3,000th hit in the seventh inning at Coors Field on 8/7.
- Has been to the injured list five times in his career and at least once in each of the last four years.
- Has appeared in five postseason games, all with Colorado, and has thrown a combined 6.1 scoreless innings...Pitched in the N.L. Wild Card game in 2017 and 2018 and the 2018 NLDS.

## AMATEUR

- Played three years at Divine Child High School in Dearborn, Mich.
- Graduated from the University of Kentucky in May of 2009 ... Became Kentucky's first, first-team All-SEC pitcher since Scott Downs earned the honor in 1997.

## TRANSACTIONS

- Selected by the Chicago Cubs in the fourth round of the 2009 First-Year Player Draft.
- Claimed off waivers by the Colorado Rockies from the Chicago Cubs on September 27, 2014.
- On Colorado's disabled list (left shoulder strain) from June 9 to July 27, 2016; included rehabilitation assignment with Albuquerque (AAA).

- On Colorado's disabled list (right oblique strain) from March 30 to April 9, 2017; included rehabilitation assignment with Albuquerque (AAA).
- On Colorado's disabled list (right ribcage strain) from April 23 to May 4, 2018.
- On Colorado's disabled list (planter fasciitis) from July 23 to August 9, 2018; included rehabilitation assignment with Albuquerque (AAA).
- On Colorado's injured list (back strain) from March 25 to May 31, 2019; included rehabilitation assignments with Hartford (AA) and Albuquerque (AAA).
- Signed by the Atlanta Braves to a minor-league contract on January 18, 2020.

## COMPLETE RECORD

Year	Club	W-L	ERA	G	GS	CG	SHO	SV	IP	H	R	ER	HR	HB	BB	SO	WP	BK
2009	AZL Cubs	0-0	0.00	2	1	0	0	0	5.0	1	0	0	0	0	3	2	0	
	Boise	0-4	3.48	8	8	0	0	0	31.0	33	14	12	1	4	9	27	3	
2010	Daytona	4-3	3.36	20	17	0	0	0	91.0	79	43	34	6	7	15	84	1	
	Tennessee	2-1	1.89	4	4	0	0	0	19.0	21	8	4	0	1	4	15	0	
2011	Tennessee	3-2	3.91	15	15	0	0	0	76.0	80	39	33	5	5	16	49	2	
	Iowa	5-2	4.02	11	9	0	0	0	62.2	70	29	28	8	1	14	46	0	
2012	Iowa	8-9	4.55	25	25	0	0	0	140.1	146	81	71	17	8	53	94	7	
	Chicago (NL)	2-3	6.37	7	7	0	0	0	29.2	38	22	21	4	3	11	21	0	
2013	Tennessee	0-0	0.00	1	1	0	0	0	3.0	0	0	0	0	0	0	1	0	
	Iowa	8-7	3.35	19	18	1	1	0	121.0	113	49	45	8	3	27	69	9	
2014	Chicago (NL)	2-6	3.93	13	13	0	0	0	66.1	66	30	29	8	3	24	36	1	
	Iowa	8-13	4.31	23	23	1	1	0	146.1	163	75	70	15	7	38	97	3	
2015	Chicago (NL)	0-0	7.11	4	0	0	0	0	12.2	16	10	10	1	0	5	8	1	
	Albuquerque	3-2	6.29	7	6	0	0	0	34.1	47	28	24	6	0	11	18	2	
2016	Colorado	6-10	5.33	24	22	2	1	0	131.2	170	88	78	19	3	41	86	2	
	Colorado	3-5	3.74	29	7	0	0	0	84.1	82	36	35	5	3	23	69	4	
2017	Albuquerque	0-1	5.79	3	3	0	0	0	9.1	13	6	6	1	1	3	11	0	
	Albuquerque	1-0	0.00	1	0	0	0	0	2.2	2	0	0	0	0	0	3	0	
2018	Colorado	5-1	2.65	60	0	0	0	2	85.0	75	31	25	9	3	19	71	4	
	Colorado	2-3	6.09	49	0	0	0	0	54.2	56	42	37	7	2	26	47	4	
2019	Albuquerque	0-0	5.40	3	0	0	0	0	3.1	3	2	2	0	0	2	1	0	
	Albuquerque	3-4	4.93	22	10	0	0	0	65.2	83	48	36	7	3	21	42	5	
2019	Hartford	1-0	5.14	3	0	0	0	0	7.0	8	4	4	0	0	3	5	0	
	Colorado	0-0	36.00	2	0	0	0	0	1.0	5	4	4	1	0	1	0	0	
<b>Minor Totals</b>		<b>46-48</b>	<b>4.06</b>	<b>167</b>	<b>140</b>	<b>2</b>	<b>2</b>	<b>0</b>	<b>817.2</b>	<b>862</b>	<b>426</b>	<b>369</b>	<b>74</b>	<b>40</b>	<b>219</b>	<b>564</b>	<b>32</b>	
<b>Major Totals</b>		<b>20-28</b>	<b>4.62</b>	<b>188</b>	<b>49</b>	<b>2</b>	<b>1</b>	<b>2</b>	<b>465.1</b>	<b>508</b>	<b>263</b>	<b>239</b>	<b>54</b>	<b>17</b>	<b>150</b>	<b>338</b>	<b>16</b>	

## WILD CARD RECORD

Year	Club, Opp	W-L	ERA	G	GS	CG	SHO	SV	IP	H	R	ER	HR	HP	BB	SO	WP	BK
2017	Col. vs. Ari.	0-0	0.00	1	0	0	0	0	2.1	2	0	0	0	0	2	3	0	0
2018	Col. vs. Chi.	0-0	0.00	1	0	0	0	0	1.0	0	0	0	0	0	0	0	0	0
<b>D.S. Totals</b>		<b>0-0</b>	<b>0.00</b>	<b>2</b>	<b>0</b>	<b>0</b>	<b>0</b>	<b>0</b>	<b>3.1</b>	<b>2</b>	<b>0</b>	<b>0</b>	<b>0</b>	<b>0</b>	<b>2</b>	<b>3</b>	<b>0</b>	<b>0</b>

## DIVISION SERIES RECORD

Year	Club, Opp	W-L	ERA	G	GS	CG	SHO	SV	IP	H	R	ER	HR	HP	BB	SO	WP	BK
2018	Col. vs. Mil.	0-0	0.00	3	0	0	0	0	3.0	2	0	0	0	0	2	2	0	0

## MAJOR LEAGUE FIELDING RECORD

Position	PCT	G	PO	A	E	TC	DP
Pitcher	.982	188	27	85	2	114	9

**NON-ROSTER INVITEE**

# BRADEN SHEWMAKE

# 83

## INFIELDER

Full Name: **Braden Jack Shewmake**Bats: **Left**Throws: **Right**Height: **6-4**Weight: **190**DOB: **November 19, 1997**Opening Day Age: **22**Born: **Wylie, TX**Resides: **Wylie, TX**MLB Debut: **None**MLB Service Time: **0.000**Acquired: **Braves' first-round pick (21st overall) in 2019**Contract Status: **Signed through 2020**

## 2019

- Played in 65 games between Single-A Rome and Double-A Mississippi after getting drafted by the Braves in June...Hit .300/.371/.425 (74-for-247) with three home runs, 40 RBI, 44 runs scored and 13 stolen bases.
- Named as Rome's co-Player of the Month for June...Hit .442 (19-for-43) with a 1.083 OPS in 10 games that month.
- Was selected as the South Atlantic League Player of the Week for the period of 6/24-30, his first full week in professional baseball...Slashed .464/.483/.750 in six games.
- Named by *Baseball America* as the best "Defensive Infielder" in Atlanta's organization.
- Ranked by MLB.com as the Braves' No. 9 prospect.

## AMATEUR

- Played collegiately at Texas A&M University...In three seasons with the Aggies, hit .323 with 22 home runs and 161 RBI.
  - ♣ Was an All-SEC First Team selection in each of his first two years with the Aggies.
  - ♣ In 2019, was named to the midseason watch list for the Golden Spikes Award, given to the top college player in the country.
  - ♣ Missed only one game in his collegiate career.
- Attended Wylie East High School and was a three-sport star...He also played quarterback on the football team and forward on the basketball team.

## PERSONAL

- Grew up in Wylie, TX, a north suburb of Dallas.

## TRANSACTIONS

- Selected by the Atlanta Braves in the first round (21st overall) of the 2019 First-Year Player Draft... Signed by Darin Vaughan.

## COMPLETE RECORD

Year	Club	AVG	G	AB	R	H	2B	3B	HR	RBI	SH	SF	HP	BB	SO	SB-CS	OBP	SLG	E
2019	Rome	.318	51	201	37	64	18	2	3	39	0	1	3	21	29	11-3	.389	.473	9
	Mississippi	.217	14	46	7	10	0	0	0	1	0	1	1	4	11	2-0	.288	.217	1
	<b>Minor Totals</b>	<b>.300</b>	<b>65</b>	<b>247</b>	<b>44</b>	<b>74</b>	<b>18</b>	<b>2</b>	<b>3</b>	<b>40</b>	<b>0</b>	<b>2</b>	<b>4</b>	<b>25</b>	<b>40</b>	<b>13-3</b>	<b>.371</b>	<b>.425</b>	<b>10</b>



# WILL SMITH

# 51

## LEFT-HANDED PITCHER

Full Name: **William Michael Smith**

Bats: **Right**

Throws: **Left**

Height: **6-5**

Weight: **255**

DOB: **July 10, 1989**

Opening Day Age: **30**

Born: **Newnan, GA**

Resides: **Newnan, GA**

MLB Debut: **May 23, 2012**

MLB Service Time: **6.155**

Acquired: **Signed as a free agent, November 14, 2019**

Contract Status: **Signed through 2022**

## 2019

- In his seventh major league season, went 6-0 with a 2.76 ERA (20 ER/65.1 IP) in 63 relief appearances for San Francisco, registering 34 saves in 38 opportunities
  - Since taking over the closer's role on 6/29/18, Smith has gone 48-for-55 (87.3%) in save opportunities...His 48 saves are the second-most by a Giants left-hander in SF-era history behind Gary Lavelle (127).
- Became the second pitcher in baseball's modern era to finish a year 6-0 or better with at least 30 saves...Minnesota's Joe Nathan was 7-0 with 36 saves in 2006.
- His 34 saves were tied with Cincinnati's Raisel Iglesias for the third-most in the N.L., trailing San Diego's Kirby Yates (41) and Milwaukee's Josh Hader (37).
  - His save percentage of 89.5 was also third-best in the N.L. behind Yates (93.2%) and Pittsburgh's Felipe Vazquez (90.3%).
- Averaged a career-best 13.22 strikeouts per 9.0 innings, the seventh-best mark among N.L. relievers...Struck out at least one batter in 50 of his 63 appearances.
- Ranked ninth among N.L. relievers in ERA (2.76) and 14th in opponents average against (.196)...Surrendered 10 home runs, the most he's allowed in a season since his rookie year in 2012 (12).
- The Giants were 55-8 (.873) when he appeared in a game.
- Made his eighth-consecutive Opening Day roster and his second with the Giants.

## CAREER HIGHS

Most Innings Pitched

**7.0, 5x, last: 9/22/12, KC vs. CLE**

Most Runs

**7, 6/4/12, KC vs. MIN**

Most Earned Runs

**7, 6/4/12, KC vs. MIN**

Most Hits Allowed

**9, 3x, last: 9/28/12, KC at CLE**

Most Home Runs Allowed

**3, 2x, last: 6/4/12, KC vs. MIN**

Most Walks

**4, 7/24/12, KC at LAA**

Most Strikeouts

**8, 9/2/13, KC vs. SEA**

Longest winning streak

**6 games, 5/1/19-present**

Longest losing streak

**4 games, 6/14-8/2/16**

- Recorded 12 consecutive outs via strikeout, a new SF-era record (since 1958) from 5/12-23, a span of five appearances...His only hit allowed in that span was a home run on 5/18 at ARI.
  - His streak ended, 5/23 vs. ATL, when Tyler Flowers grounded out 6-3.
- Was named a 2019 N.L. All-Star for the first time in his career after a first half in which he was a perfect 23-for-23 in save chances with a 1.98





## MINOR LEAGUE HIGHLIGHTS

- Named Double-A Northwest Arkansas' Pitcher of the Year in 2011 after going 13-9 w/ 3.85 ERA in 27 starts...Led the Texas League in wins (13) and innings pitched (161.1).
- Pitched 7.0 innings of a combined no-hitter, 7/19/11 at Arkansas...Kelvin Herrera completed the no-hitter and 1-0 victory...It marked the first no-hitter in Naturals history.
- Was named a 2008 Pioneer League All-Star with Orem.

## AMATEUR

- Attended Northgate High School in Newnan, GA, where he played for the school's baseball team as a pitcher.
  - ✦ Former NFL wide receiver Calvin Johnson went to high school in the Peachtree/Tyrone area and his last high school at-bat was a home run off Smith.
- Attended Gulf Coast Community College in Panama City, FL.

## TRANSACTIONS

- Selected by the Los Angeles Angels in the seventh round of the 2007 First-Year Player Draft...Signed by Tom Kotchman.
- Acquired by the Kansas City Royals along with RHP Sean O'Sullivan from the Los Angeles Angels in exchange for INF Alberto Callaspo on July 22, 2010.
- Acquired by the Milwaukee Brewers from the Kansas City Royals in exchange for OF Norichika Aoki on December 5, 2013.
- On Milwaukee's 15-day injured list (torn LCL in right knee) from April 2 to June 1, 2016; included an injury rehabilitation assignment to Brevard County (A+) and Biloxi (AA).
- Acquired by the San Francisco Giants from the Milwaukee Brewers in exchange for RHP Phil Bickford and C Andrew Susac on July 31, 2016.
- On San Francisco's 60-day injured list (recovering from Tommy John surgery) from April 1 through the end of the 2017 season.
- On San Francisco's 10-day injured list (recovering from Tommy John surgery) from March 28 to May 2, 2018; included injury rehabilitation assignments to San Jose (A+) and Sacramento (AAA).
- Signed by the Atlanta Braves to a three-year contract with a club option for 2023 on November 14, 2019.

## 2019 MAJOR LEAGUE DEBUTS

Date	Player	Opp.	Notes
4/7	Alex Jackson	MIA	Started at catcher and batted eighth: 0-for-3, strikeout
4/16	Jacob Webb	ARI	0.1 IP in relief: 1 H, 1 SO (eight pitches)
5/15	Austin Riley	STL	Started in left field and batted sixth: 1-for-3, home run
6/16	Huascar Ynoa	PHI	2.0 IP in relief: 1 H, 2 SO (30 pitches)
7/26	Jeremy Walker	PHI	1.0 IP in relief: 1 H (seven pitches)

Pitchers Jeremy Walker, Jacob Webb and Huascar Ynoa all had a scoreless relief appearance in their 2019 debuts...Austin Riley became the 11th player in Braves history to homer in his debut and first since Evan Gattis in 2013.

**COMPLETE RECORD**

Year	Club	W-L	ERA	G	GS	CG	SHO	SV	IP	H	R	ER	HR	HB	BB	SO	WP	BK
2008	Orem	8-2	3.08	16	14	0	0.0	0	73.0	73	28	25	6	2	6	76	2	1
2009	Cedar Rapids	10-5	3.76	20	19	0	0.0	0	115.0	109	61	48	11	2	24	95	3	0
2010	Rancho Cucamonga	2-2	4.58	6	6	0	0.0	0	37.1	36	23	19	4	0	13	31	1	0
	Salt Lake	2-4	5.60	9	9	0	0.0	0	53.0	65	39	33	6	0	20	40	0	1
	Arkansas	1-2	7.23	4	4	0	0.0	0	18.2	33	16	15	3	1	9	8	2	0
	Wilmington	4-1	2.80	8	8	0	0.0	0	54.2	48	20	17	6	1	4	51	1	0
2011	NW Arkansas	13-9	3.85	27	27	2	1.0	0	161.1	171	78	69	13	6	45	108	4	0
2012	Omaha	4-4	3.61	15	15	0	0	0	89.2	104	44	36	8	2	22	74	1	0
	Kansas City	6-9	5.32	16	16	0	0.0	0	89.2	111	54	53	12	1	33	59	4	0
2013	Omaha	6-4	3.03	28	10	0	0	4	89.0	81	32	30	7	3	24	100	4	0
	Kansas City	2-1	3.24	19	1	0	0	0	33.1	24	16	12	6	1	7	43	0	0
2014	Milwaukee	1-3	3.70	78	0	0	0	1	65.2	62	31	27	6	3	31	86	7	0
2015	Milwaukee	7-2	2.70	76	0	0	0	0	63.1	52	23	19	5	1	24	91	5	0
2016	Brevard	0-0	0.00	2	0	0	0	0	3.0	1	0	0	0	0	0	4	0	0
	Biloxi	0-0	0.00	1	0	0	0	0	1.0	0	0	0	0	0	0	1	0	0
	Milwaukee	1-3	3.68	27	0	0	0	0	22.0	18	13	9	3	1	9	22	3	0
	San Francisco	1-1	2.95	26	0	0	0	0	18.1	13	6	6	0	0	9	26	0	0
2018	San Jose	0-0	10.80	2	0	0	0	0	1.2	4	2	2	0	0	0	3	0	0
	Sacramento	0-0	0.00	6	0	0	0	0	5.2	2	0	0	0	0	0	8	0	0
	San Francisco	2-3	2.55	54	0	0	0	14	53.0	37	18	15	3	0	15	71	2	0
2019	San Francisco	6-0	2.76	63	0	0	0	34	65.1	46	20	20	10	0	21	96	3	0
<b>Minor Totals</b>		<b>50-33</b>	<b>3.76</b>	<b>144</b>	<b>112</b>	<b>2</b>	<b>1</b>	<b>4</b>	<b>703.0</b>	<b>727</b>	<b>343</b>	<b>294</b>	<b>64</b>	<b>17</b>	<b>167</b>	<b>599</b>	<b>18</b>	<b>2</b>
<b>A.L. Totals</b>		<b>8-10</b>	<b>4.76</b>	<b>35</b>	<b>17</b>	<b>0</b>	<b>0</b>	<b>0</b>	<b>123.0</b>	<b>135</b>	<b>70</b>	<b>65</b>	<b>18</b>	<b>2</b>	<b>40</b>	<b>102</b>	<b>4</b>	<b>0</b>
<b>N.L. Totals</b>		<b>18-12</b>	<b>3.00</b>	<b>324</b>	<b>0</b>	<b>0</b>	<b>0</b>	<b>49</b>	<b>287.2</b>	<b>228</b>	<b>111</b>	<b>96</b>	<b>27</b>	<b>5</b>	<b>109</b>	<b>392</b>	<b>20</b>	<b>0</b>
<b>Major Totals</b>		<b>26-22</b>	<b>3.53</b>	<b>359</b>	<b>17</b>	<b>0</b>	<b>0</b>	<b>49</b>	<b>410.2</b>	<b>363</b>	<b>181</b>	<b>161</b>	<b>45</b>	<b>7</b>	<b>149</b>	<b>494</b>	<b>24</b>	<b>0</b>

**DIVISION SERIES RECORD**

Year	Club, Opp	W-L	ERA	G	GS	CG	SHO	SV	IP	H	R	ER	HR	HP	BB	SO	WP	BK
2016	SF vs. NYM	0-1	0.00	2	0	0	0	0	1.1	1	1	0	0	0	0	1	0	0

**ALL-STAR GAME RECORD**

Year	Club, Site	W-L	ERA	G	GS	CG	SHO	SV	IP	H	R	ER	HR	HP	BB	SO	WP	BK
2019	N.L., Cle	0-0	27.00	1	0	0	0	0	0.1	1	1	1	1	0	0	0	0	0

**MAJOR LEAGUE FIELDING RECORD**

Position	PCT	G	PO	A	E	TC	DP
Pitcher	.909	359	8	32	4	44	3





# CHAD SOBOTKA

# 61

## RIGHT-HANDED PITCHER

Full Name: **Chad Nicholas Sobotka**

Bats: **Right**

Throws: **Right**

Height: **6-7**

Weight: **225**

DOB: **July 10, 1993**

Opening Day Age: **26**

Born: **Sarasota, FL**

Resides: **Sarasota, FL**

MLB Debut: **August 10, 2018**

MLB Service Time: **1.003**

Acquired: **Braves' fourth-round pick (133rd overall) in 2014**

Contract Status: **Signed through 2020**

## 2019

- Made his first Opening Day roster and appeared in 32 games for Atlanta throughout the season... Went 1-0 with a 6.21 ERA (20 ER/29.0 IP) and 38 strikeouts...Went a perfect 6-for-6 in hold chances.
  - A* Missed nearly a month of action on the 10-day injured list with a left abdomen strain...Was placed on the IL on 4/29 and was reinstated and optioned to Triple-A Gwinnett on 5/25.
- Recalled to Atlanta for the second of four stints with the Braves on 6/23...Was optioned again the following day, 6/24, and was recalled to Atlanta from 6/30-8/1...Was recalled for the final time on 9/1 for the remainder of the season.
  - A* Was on Gwinnett's injured list, 6/6-6/20, with a lumbar spine muscle strain.
- Pitched in 17 games for Atlanta on the road, and logged a 2.20 ERA (4 ER/16.1 IP) and .190 opponents average...In 15 games at home, had an 11.37 ERA (16 ER/12.2 IP) and opponents batted .315.
- In his first nine games of the season, logged a 12.38 ERA (11 ER/8.0 IP)...In his final 23 appearances, pitched to a 3.86 ERA (9 ER/21.0 IP), including a 16-game stretch from 4/20-7/23 in which he allowed just two earned runs in 16.0 innings (1.13 ERA).
- Seventeen of the 20 earned runs he allowed on the season came in just six appearances, including two games in which he allowed four runs in each.
  - A* In his other 26 games, pitched to a 1.07 ERA (3 ER/25.1 IP).
- Made 17 appearances for Triple-A Gwinnett and went 2-1 with a 4.79 ERA (11 ER/20.2 IP).

## CAREER HIGHS

Most Innings Pitched

**2.0, 3x, last: 6/30/19, ATL at NYM**

Most Runs Allowed

**4, 2x, last: 9/8/19, ATL vs. WSH**

Most Earned Runs Allowed

**4, 2x, last: 9/8/19, ATL vs. WSH**

Most Hits Allowed

**4, 4/4/19, ATL vs. CHC**

Most Home Runs Allowed

**2, 4/4/19, ATL vs. CHC**

Most Walks

**3, 8/13/18, ATL vs. MIA**

Most Strikeouts

**4, 8/17/18, ATL vs. COL**

Longest Winning Streak

**1 game, 9/8/18**

Longest Losing Streak

**None**

## 2018

- Made his major league debut and went 1-0 with a 1.88 ERA (3 ER/14.1 IP) in 14 games of relief for Atlanta.
  - A* Had his contract selected on 8/10 and made his debut that night vs. MIL...Tossed 1.0 perfect inning, fanning Jesus Aguilar for his first career strikeout.

- Made two total stints with Atlanta...Was optioned back to Gwinnett on 8/29 before being recalled for good on 9/8.
- From the time of his initial selection through the end of the season, his 1.88 ERA was third lowest on the Atlanta staff (min. 10 IP)...His .104 opponents' average was lowest.
- Earned his first career win on 9/8 at ARI, after inheriting two runners and stranding the bases loaded in 0.1 inning.
- Split the minor league season between High-A Florida, Double-A Mississippi and Triple-A Gwinnett, combining to go 4-3 with a 2.03 ERA (13 ER/57.2 IP), 11 saves and 77 strikeouts.
  - ▲ Fanned 77 batters in 57.2 minor league innings...His 12.0 SO/9.0 IP was highest among all Braves farmhands with at least 50.0 innings pitched.

## 2018 POSTSEASON

- Made his first postseason roster after just 14 career major league games...Appeared in three games of the NLDS vs. LAD and allowed four runs (three earned) in 2.1 innings.
  - ▲ All three earned runs scored on a Manny Machado home run in the seventh inning of Game 4.

## 2017

- Appeared in a career-most 34 games between Mississippi (AA) and Florida (A+), combining to go 4-5 with a 6.09 ERA (39 ER/57.2 IP) between the two clubs.
  - ▲ Set career highs in games, innings (57.2) and strikeouts (52).
- Did not make a trip to the disabled list for the first time in his career.

## 2016

- Split his third professional campaign between three levels of the Atlanta system, combining to go 2-3 with a 3.03 ERA (13 ER/38.2 IP) and three saves between Rome (A), Carolina (A) and Mississippi (AA).
- Slowed by two stints on the 7-day disabled list, first from 4/10-5/10 (right shoulder impingement syndrome) before a second spell from 8/9-18.

## 2015

- Logged his first professional action after missing the 2014 campaign, and combined to go 1-6 with a 6.32 ERA (26 ER/37.0 IP) in 15 games (nine starts) between Rome (A), the GCL Braves and Danville (Rookie-Advanced).
- Made two trips to the disabled list due to right forearm strains, first from 4/22-5/17 and again from 6/16-8/24.

## 2014

- Selected by Atlanta with the 133rd pick in the 2014 draft and assigned to the GCL Braves, where he did not appear due to a stress fracture in his back.

## AMATEUR

- Attended University of South Carolina - Upstate after graduating from Riverview High School in Sarasota, Fla.

## PERSONAL

- Father, David, played football at Western Michigan University, while his brother, Matt, was on the crew team at the University of Wisconsin.



# TRANSACTIONS

- Selected by the Atlanta Braves in the fourth round of the 2014 First-Year Player Draft...Signed by Billy Best.
- On Atlanta's injured list (left abdomen strain) from April 29 to May 25, 2019; included a rehabilitation assignment to Triple-A Gwinnett.

## COMPLETE RECORD

Year	Club	W-L	ERA	G	GS	CG	SHO	SV	IP	H	R	ER	HR	HB	BB	SO	WP	BK
2015	Rome	1-6	7.31	12	9	0	0	0	32.0	45	32	26	5	4	21	18	6	0
	GCL Braves	0-0	0.00	2	0	0	0	0	3.0	1	0	0	0	0	1	2	0	0
	Danville	0-0	0.00	1	0	0	0	0	2.0	0	0	0	0	1	0	2	0	0
2016	Rome	1-2	4.26	15	0	0	0	0	19.0	23	11	9	1	0	12	19	1	0
	Carolina	1-1	2.04	13	0	0	0	3	17.2	12	4	4	0	1	3	24	0	0
2017	Mississippi	0-0	0.00	2	0	0	0	0	2.0	0	0	0	0	0	0	2	0	0
	Mississippi	3-1	5.52	18	0	0	0	0	31.0	29	19	19	1	2	19	23	7	0
	Florida	1-4	6.75	16	0	0	0	2	26.2	32	21	20	3	4	13	29	7	2
2018	Florida	2-0	2.21	13	1	0	0	2	20.1	9	5	5	0	0	7	28	0	0
	Mississippi	2-3	1.93	22	0	0	0	6	28.0	16	9	6	1	4	13	37	4	0
	Gwinnett	0-0	1.93	9	0	0	0	3	9.1	5	2	2	0	0	9	12	3	0
2019	Atlanta	1-0	1.88	14	0	0	0	0	14.1	5	3	3	2	0	9	21	3	0
	Atlanta	0-0	6.21	32	0	0	0	0	29.0	28	22	20	6	3	19	38	3	1
	Gwinnett	2-1	4.79	17	0	0	0	2	20.2	23	11	11	3	2	4	32	1	0
<b>Minor Totals</b>		<b>13-18</b>	<b>4.34</b>	<b>140</b>	<b>10</b>	<b>0</b>	<b>0</b>	<b>18</b>	<b>211.2</b>	<b>195</b>	<b>114</b>	<b>102</b>	<b>14</b>	<b>18</b>	<b>102</b>	<b>228</b>	<b>29</b>	<b>2</b>
<b>Major Totals</b>		<b>1-0</b>	<b>4.78</b>	<b>46</b>	<b>0</b>	<b>0</b>	<b>0</b>	<b>0</b>	<b>43.1</b>	<b>33</b>	<b>25</b>	<b>23</b>	<b>8</b>	<b>3</b>	<b>28</b>	<b>59</b>	<b>6</b>	<b>1</b>

## DIVISION SERIES RECORD

Year	Club, Opp	W-L	ERA	G	GS	CG	SHO	SV	IP	H	R	ER	HR	HP	BB	SO	WP	BK
2018	Atl. Vs. LAD	0-0	11.57	3	0	0	0	0	2.1	2	4	3	1	0	4	0	0	0

## MAJOR LEAGUE FIELDING RECORD

Position	PCT	G	PO	A	E	TC	DP
Pitcher	1.000	46	1	0	0	1	0

## 2019 SHUTOUTS

The Braves threw eight shutouts in 2019, three fewer than last season. They were all combined shutouts as the Braves' RHP's Mike Foltynewicz and Mike Soroka were the only starters to reach 8.0 innings.

Date	Opponent	Score	Opposition Hits	Winner-Loser-Save
4/1	CHI	8-0	9	Parsons-Hendricks-None
4/5	MIA	4-0	3	Gausman-López-None
5/15	STL	4-0	3	Soroka-Wacha-Jackson
6/8	at MIA	1-0	3	Teheran-Richards-Jackson
7/5	MIA	1-0	7	Jackson-Quijada-None
8/21	MIA	5-0	7	Teheran-Smith-None
9/13	at WSH	5-0	3	Soroka-Scherzer-None
9/20	SF	6-0	4	Foltynewicz-Beede-None



# YANGERVIS SOLARTE

# 70

## INFIELDER

Full Name: **Yangervis Alfredo Solarte**

Bats: **Switch**

Throws: **Right**

Height: **5-9**

Weight: **220**

DOB: **July 3, 1987**

Opening Day Age: **32**

Born: **Valencia, VZ**

Resides: **Davie, FL**

MLB Debut: **April 2, 2014**

MLB Service Time: **5.044**

Acquired: : **Signed to a minor-league contract, January 15, 2020**

Contract Status: **Signed through 2020**

**NON-ROSTER INVITEE**

## 2019

- Split the season between the Giants and Marlins organizations...Played in 43 games between San Francisco and Miami's Triple-A affiliate, New Orleans.
- Signed a minor-league deal with San Francisco in February and made the Giants Opening Day roster...Was designated for assignment on 5/7 after playing in 28 games.
  - A** Started 16 games...Hit .169/.210/.288 (10-for-59) with five extra-base hits (4 2B, 1 HR) and seven RBI in those starts... Started nine games at second base (10 appearances overall), four in left field (nine appearances overall) and three at shortstop (four appearances overall)...Also played in two games at third base (5.0 total innings).
  - A** Hit his only home run with the Giants came off the Yankees' Luis Cessa, a three-run shot on 4/27.
- Signed a minor-league contract with Miami on 6/7...In 15 games with Triple-A New Orleans, hit .314 (16-for-51) with a .796 OPS...Was released on 7/5.

## CAREER HIGHLIGHTS

- Has appeared in 670 major league games over the last six seasons...Has 75 career home runs and a .723 OPS...Has played for New York-AL (2014), San Diego (2014-17), Toronto (2018) and San Francisco (2019).

## CAREER HIGHS

Most Runs

**4, 8/3/16, SD vs. MIL**

Most Hits

**5, 5/3/18, TOR at CLE**

Most Doubles

**2, 12x, last: 3/30/19, SF at SD**

Most Triples

**1, 6x, last: 8/30/16, SD at ATL**

Most Home Runs

**2, 4x, last: 6/15/18, TOR vs. WSH**

Most RBI

**6, 2x, last: 5/3/18, TOR at CLE**

Most Walks

**3, 4/6/18, TOR at TEX**

Most Stolen Bases

**1, 6x, last: 6/30/18, TOR vs. DET**

Longest Hitting Streak

**14 games, 9/6-29/16**

- A** Defensively, has played every infield position, as well as left field...The majority of his time has come at third base, 405 games (368 starts)...Has also registered 178 appearances at second base (156 starts), 47 at shortstop (34 starts), 42 at first base (31 starts) and 16 in left field (eight starts).

- Was the 2016 recipient of Major League Baseball's Tony Conigliaro award...The award is given annually to a major leaguer who has overcome adversity through the attributes of spirit, determination and courage...Solarte was nominated by the Padres after his wife, Yuliett Pimentel Solarte, died of cancer that September.
- Began his major league career with the Yankees, making his debut in April 2014...Traded to San Diego that July in a three-player deal that featured Chase Headley...Recorded a RBI in his first five games he played with San Diego (7/23-27), becoming the first Padres player in franchise history to have a RBI in that many consecutive games to begin his San Diego career.

**A** Finished his rookie campaign with 53 walks and 58 strikeouts...Became the eighth major league rookie since 1990 to walk at least 50 times and strike out fewer than 60 times in more than 500 plate appearances.

**A** Ranked second among qualified major league rookies with a .260 batting average (122-for-469) and a .336 on-base percentage...Ranked third in slugging percentage (.369).

- Set career highs in 2015 in games played (152), hits (142), doubles (33), runs scored (63) and triples (four)...Was his first full season with San Diego...Finished second on the team that year in hits, while placing third in RBI (63).
  - A** On 6/25 at San Francisco, he became the first Padres player since 1991 to have two hits in the same inning after entering the game as a pinch hitter...The only other player in franchise history to do so was Oscar Azocar on 10/2/91 vs. the Dodgers.
- Played for Venezuela in the 2017 World Baseball Classic...Went 3-for-6 (.500) with two runs scored in five games.

## MINOR LEAGUE HIGHLIGHTS

- Named a 2011 Eastern League Mid- and Post-Season All-Star with Double-A New Britain in Minnesota's organization...Hit .329, the second-highest average in the circuit.
  - A** Also recognized as the league's Player of the Week for the period ending 5/2.
- Tabbed a 2013 Pacific Coast League Mid-Season All-Star with Triple-A Round Rock in Texas' organization.

## AMATEUR

- Played Little League in Venezuela with former major league teammate Pablo Sandoval... Both Solarte and Sandoval then played on a Venezuelan Youth National Team with another one of their former teammates, Gerardo Parra.

## PERSONAL

- Attended Tomas Alba Edison High School in Valencia, Venezuela.
- Is the nephew of Roger Cedeño, who played 11 years in the majors with Los Angeles-NL (1995-98), New York-NL (1999, 2002-03), Houston (2000), Detroit (2001) and St. Louis (2004-05).
- He has three daughters: Yanilett, Yuliett and Yulianna.

## TRANSACTIONS


- Signed by the Minnesota Twins as a non-drafted free agent on July 9, 2005...Signed by Jose Leon.
- Signed by the Texas Rangers to a minor-league contract on November 30, 2011.
- Signed by the Texas Rangers to a minor-league contract on December 14, 2012.
- Signed by the New York Yankees to a minor-league contract on January 16, 2014.
- Acquired by the San Diego Padres along with RHP Rafael De Paula from the New York Yankees in exchange for INF Chase Headley and cash considerations on July 22, 2014.
- On San Diego's disabled list (right hamstring strain) from April 10 to May 21, 2016.
- On San Diego's disabled list (right oblique strain) from June 21 to July 30, 2017.
- Acquired by the Toronto Blue Jays from the San Diego Padres in exchange for RHP Jared Carkuff and OF Edward Olivares on January 6, 2018.
- On Toronto's disabled list (right oblique strain) from August 12 to September 9, 2018.
- Signed by the San Francisco Giants to a minor-league contract on February 18, 2019.
- Signed by the Miami Marlins to a minor-league contract on June 7, 2019.
- Signed by the Atlanta Braves to a minor-league contract on January 15, 2020.

# COMPLETE RECORD

Year	Club	AVG	G	AB	R	H	2B	3B	HR	RBI	SH	SF	HP	BB	SO	SB-CS	OBP	SLG	E
2006	DSL Twins	.278	53	194	32	54	9	2	2	29	2	1	3	27	18	2-2	.373	.376	10
2007	GCL Twins	.303	52	175	25	53	4	3	1	33	10	5	2	11	18	7-3	.342	.377	3
2008	Fort Myers	.259	42	147	18	38	9	1	3	16	3	0	4	7	25	2-2	.310	.395	5
	Beloit	.218	41	147	16	32	4	0	0	17	3	1	2	14	13	7-2	.293	.245	5
2009	Fort Myers	.188	4	16	2	3	1	0	0	1	0	0	0	0	1	0-0	.188	.250	0
	GCL Twins	.179	9	28	4	5	0	0	0	4	1	2	1	5	1	0-0	.306	.179	1
	New Britain	.143	3	7	0	1	0	0	0	0	0	0	0	0	1	0-0	.143	.143	0
2010	Fort Myers	.320	45	172	19	55	9	1	2	15	2	0	1	13	13	3-0	.371	.419	9
	New Britain	.276	32	127	14	35	9	0	3	19	1	1	0	3	18	1-1	.290	.417	1
	GCL Twins	.174	7	23	3	4	0	0	0	0	0	0	0	1	4	0-0	.208	.174	0
2011	New Britain	.329	121	459	64	151	36	3	7	49	7	2	5	24	38	5-4	.367	.466	11
2012	Round Rock	.288	130	518	69	149	28	0	11	54	0	6	3	41	44	3-1	.340	.405	16
2013	Round Rock	.276	133	526	66	145	31	0	12	75	2	8	2	39	69	3-0	.323	.403	12
2014	New York (AL)	.254	75	252	26	64	14	0	6	31	1	3	3	30	34	0-0	.337	.381	9
	Scranton/WB	.600	5	20	3	12	3	1	0	5	0	0	0	1	2	0-0	.619	.850	0
	San Diego	.267	56	217	30	58	5	1	4	17	2	3	1	23	24	0-1	.336	.355	6
2015	San Diego	.270	152	526	63	142	33	4	14	63	2	3	6	34	56	1-0	.320	.428	11
2016	San Diego	.286	109	405	55	116	26	1	15	71	0	3	5	30	63	1-1	.341	.467	11
	El Paso	.714	2	7	3	5	1	2	0	2	0	0	0	2	0	0-0	.778	1.429	0
2017	San Diego	.255	128	466	49	119	21	0	18	64	0	4	5	37	61	3-0	.314	.416	10
2017	El Paso	.286	2	7	1	2	0	0	0	2	0	0	0	1	2	0-0	.375	.286	0
2018	Toronto	.226	122	468	50	106	20	0	17	54	1	3	3	31	72	1-3	.277	.378	8
2019	San Francisco	.205	28	73	9	15	5	0	1	7	1	0	0	4	16	0-0	.247	.315	1
	New Orleans	.314	15	51	7	16	2	1	1	9	0	1	0	3	7	0-0	.345	.451	0
<b>Minor Totals</b>		<b>.290</b>	<b>696</b>	<b>2624</b>	<b>346</b>	<b>760</b>	<b>146</b>	<b>14</b>	<b>42</b>	<b>330</b>	<b>31</b>	<b>27</b>	<b>23</b>	<b>192</b>	<b>274</b>	<b>33-15</b>	<b>.340</b>	<b>.404</b>	<b>73</b>
<b>A.L. Totals</b>		<b>.236</b>	<b>197</b>	<b>720</b>	<b>76</b>	<b>170</b>	<b>34</b>	<b>0</b>	<b>23</b>	<b>85</b>	<b>2</b>	<b>6</b>	<b>6</b>	<b>61</b>	<b>106</b>	<b>1-3</b>	<b>.299</b>	<b>.379</b>	<b>17</b>
<b>N.L. Totals</b>		<b>.267</b>	<b>473</b>	<b>1687</b>	<b>206</b>	<b>450</b>	<b>90</b>	<b>6</b>	<b>52</b>	<b>222</b>	<b>5</b>	<b>13</b>	<b>17</b>	<b>128</b>	<b>220</b>	<b>5-2</b>	<b>.322</b>	<b>.420</b>	<b>39</b>
<b>Major Totals</b>		<b>.258</b>	<b>670</b>	<b>2407</b>	<b>282</b>	<b>620</b>	<b>124</b>	<b>6</b>	<b>75</b>	<b>307</b>	<b>7</b>	<b>19</b>	<b>23</b>	<b>189</b>	<b>326</b>	<b>6-5</b>	<b>.315</b>	<b>.408</b>	<b>56</b>

## MAJOR LEAGUE FIELDING RECORD

Position	PCT	G	PO	A	E	TC	DP
Third Base	.960	405	230	653	37	920	69
Second Base	.986	178	239	376	9	624	96
Shortstop	.962	47	45	80	5	130	23
First Base	.986	42	255	20	4	279	34
Left Field	.950	16	19	0	1	20	0







# MIKE SOROKA

# 40

## RIGHT-HANDED PITCHER

Full Name: **Michael John Graydon Soroka**

Bats: **Right**

Throws: **Right**

Height: **6-5**

Weight: **220**

DOB: **August 4, 1997**

Opening Day Age: **22**

Born: **Calgary, Canada**

Resides: **Calgary, Canada**

MLB Debut: **May 1, 2018**

MLB Service Time: **1.146**

Acquired: **Braves' first-round (28th overall) pick in 2015**

Contract Status: **Signed through 2020**

## 2019

- Made 29 starts during his rookie season, going 13-4 with a 2.68 ERA (52 ER/174.2 IP), 142 strikeouts and a .236 opponents' average.
  - ▲ **N.L. Ranks:** ERA (3rd, 2.68), wins (T10th, 13).
  - ▲ Finished second in N.L. Rookie of the Year voting, and sixth in the Cy Young.
- His 2.68 ERA was the lowest by a rookie in the majors, and the lowest by any rookie pitcher since Miami's Jose Fernandez pitched to a 2.19 ERA over 28 starts in 2013.
  - ▲ Soroka's mark was third lowest by any Braves rookie in the live-ball era (since 1920), trailing just a 2.38 ERA by Jim Turner in 1937 and a 2.57 mark by Nate Andrews in 1943, both of which came when the franchise was still in Boston.
- Turned 22 years old on 8/4 and went 12-3 with a 2.58 ERA (40 ER/139.2 IP) in 24 starts aged 21 or younger...His 24 starts before turning 22 are fourth-most in franchise history since 1908, and the most since Steve Avery made 56 such starts.
  - ▲ He is one of 145 pitchers in the live-ball era (since 1920) to make at least 24 starts aged 21 or younger...Of those 145 pitchers, Soroka's 2.58 ERA was fifth lowest, trailing just José Fernandez (2.25 in 36 starts), Dwight Gooden (2.28 in 99 starts), Mark Fidrych (2.34 in 29 starts) and Vida Blue (2.36 in 49 starts).
- Went 7-1 with a 1.55 ERA (17 ER/98.2 IP) over 16 starts on the road.
  - ▲ Soroka's 1.55 ERA on the road was best in the majors among qualified starters, and nearly a full point lower than the closest pitcher (Jacob deGrom, 2.34).

## CAREER HIGHS

Most Innings Pitched

**8.0, 2x, last: 6/7/19, ATL at MIA**

Most Runs Allowed

**5, 2x, last: 6/12/19, ATL vs. PIT**

Most Earned Runs Allowed

**5, 2x, last: 6/12/19, ATL vs. PIT**

Most Hits Allowed

**10, 6/12/19, ATL vs. PIT**

Most Home Runs Allowed

**3, 9/8/19, ATL vs. WSH**

Most Walks

**3, 7x, last: 9/13/19, ATL at WSH**

Most Strikeouts

**9, 7/14/19, ATL at SD**

Longest Winning Streak

**10 games, 4/24-7/14/19**

Longest Losing Streak

**2 games, 7/20-8/27/19**

- ▲ Since 1913, only three qualified Braves pitchers had a better ERA on the road than Soroka's mark this season...Greg Maddux pitched to a 1.12 ERA in 1995 and a 1.37 ERA in 1994, while Bill James compiled a 1.53 ERA on the road for the 1914 Boston Braves.

- Won a career-best 10 consecutive decisions, 4/24 to 7/14...Went 10-0 with a 2.27 ERA (23 ER/91.1 IP) during the stretch, which spanned 15 total starts.
  - Became just the sixth Braves pitcher in the live-ball era (since 1920) with a double-digit win streak and the first since Greg Maddux also won 10 straight in 2001.
- Went 9-1 with a 2.42 ERA (24 ER/89.1 IP) over 15 starts to open the season and became the youngest pitcher in franchise history to be named an All-Star.
  - Made his All-Star Game debut with a scoreless sixth inning, 7/9 at Progressive Field...Retired Whit Merrifield, Carlos Santana and Dan Vogelbach.
  - Soroka, 21, and Ronald Acuña Jr., 21, both making the National League team marked the first time in major league history a single club had two players under the age of 22 go to the All-Star Game in the same season.
- Allowed no more than one earned run in each of his first eight starts this season...Soroka joined Cincinnati's Edinson Vólquez (2008) and Oakland's Mike Norris (1980) as the only pitchers in the live-ball era (since 1920) to begin the season with eight consecutive starters of one earned run or less...No pitcher has gone nine straight.
  - For his career, the righty allowed one earned run or fewer in 11 of his first 13 starts...Since earned runs became an official statistic in both leagues in 1913, no other pitcher in history had as many such starts among his first 13 career games... In fact, Soroka was the only one to have eight such starts through his first 10 career games.
  - Soroka's 1.07 ERA was the third lowest in history (since 1913) by a pitcher aged 21 or younger in his first eight starts of the season, according to research by the Elias Sports Bureau...Only Los Angeles' Fernando Valenzuela (0.50, 1981) and Oakland's Vida Blue (1.02, 1971) had lower marks through eight starts.
- Made 14 of his 29 starts on regular rest and went 7-1 with a 1.99 ERA (20 ER/90.1 IP) in those games...In his other 15 starts on the season, all with at least five days between outings, he was 6-3 with a 3.41 ERA (32 ER/84.1 IP).

## 2019 POSTSEASON

- Made one start in Atlanta's NLDS against St. Louis...Got the ball in Game 3 at Busch Stadium and went 7.0 innings, allowing two hits and a run while striking out seven.
  - He set a Braves postseason record, retiring 17 consecutive batters between the second and seventh innings.
  - Became the youngest pitcher to allow two or fewer baserunners over at least 7.0 innings in a postseason game.

## 2018

- Made his major league debut and went 2-1 with a 3.51 ERA (10 ER/25.2 IP) and 21 strikeouts in five starts for Atlanta...Also missed time after two different disabled list trips for a right shoulder strain, with the second one ending his season early in June.
- Had his contract selected from Triple-A Gwinnett on 5/1 and made his major league debut that night at New York (NL)... Made his major league debut at the age of 20 years, 270 days...Was the youngest pitcher to make his debut in a start for Atlanta since RH Julio Teheran debuted at 20 years, 100 days on 5/7/11.
  - At the time of his debut, only five starting pitchers had debuted for Atlanta at a younger age than Soroka - Charlie Vaughan (18 years, 332 days - 9/3/66), Mike McQueen (19 years, 033 days - 10/2/69), Steve Avery (20 years, 060 days - 6/13/90), Teheran and Al Santorini (20 years, 114 days - 9/10/68).
  - Soroka was the youngest starter in the majors to make his debut since Julio Urias did so at the age of 19 years, 289 days for the Los Angeles Dodgers on 5/27/16.
  - Bryse Wilson debuted for Atlanta at a younger age than Soroka later in the 2018 season.
- Earned the win in his debut after allowing just six hits and one run over 6.0 innings, 5/1 at NYM...He fanned five in Atlanta's 3-2 win.
  - Won his debut at the age of 20 years, 270 days, becoming the youngest Braves pitcher to win his debut since LHP Charlie Vaughan beat Houston in game one of a doubleheader on 9/3/66.

**A** Soroka beat the N.L. East-leading New York Mets...The last time a pitcher as young as Soroka won his major league debut against a team in first place at the time was 1997, when the Dodgers' Denny Reyes beat the San Francisco Giants on 7/13...Reyes was 20 years, 85 days at the time, while the Giants were 52-39 and leading the N.L. West by four games over the Dodgers.

**A** Needed just 80 pitches to complete his 6.0 innings, becoming just the second Braves pitcher to go that long in as few pitches during his major league debut...RHP Ryan Weber went 6.0 innings in 74 pitches on 9/8/15.

- Was placed on Atlanta's disabled list on 5/14 and missed 24 games with a right shoulder strain... Was reinstated on 6/13 after a rehabilitation assignment to Single-A Rome and Triple-A Gwinnett.
- Returned from the disabled list and held the Mets to one hit and one walk over 6.1 innings on 6/13.

**A** Carried a no-hitter into the seventh inning before Michael Conforto singled to lead off the inning.

**A** At 20 years, 313 days, became the youngest pitcher in the franchise's modern era to allow only one hit or less in a start of any length...Since World War II, only 17 other major league pitchers aged 20 or younger have allowed one hit or less in a start of at least 6.1 innings.

- Made his final start of the season on 6/19 at TOR...The Calgary, Alberta native became the youngest Canadian-born pitcher to ever pitch in Canada at 20 years, 319 days...The previous youngest was MIL's Barry Cort, a Toronto native, who started on 5/3/77 vs. the Blue Jays at the age of 21 years, 18 days.
- Was placed on the 10-day disabled list on 6/20 (right shoulder inflammation) and missed the remainder of the season...Was transferred to the 60-day disabled list on 6/27.
- Went 2-1 with a 1.76 ERA (6 ER/30.2 IP) in six starts at the minor league level.

**A** Became the youngest Opening Day starter in the 10-year history of Gwinnett's franchise...Soroka (20 years, 8 months, 2 days) was nearly two years younger than the previous youngest, RHP Tommy Hanson (22 years, 7 months, 12 days), who pitched the inaugural game in Gwinnett history, 4/9/09.

## 2017

- Spent the season at Double-A Mississippi, earning Southern League Mid-Season All-Star honors...Also named the Braves' organizational Pitcher of the Year...Was over five years younger than the average SL pitcher.
- His 11 wins tied for the fourth most in the SL and were the second most among Atlanta minor leaguers...He finished second in the SL with a 2.75 ERA (47 ER/153.2 IP), fourth with 153.2 innings and third with a 1.09 WHIP...His 152.2 innings were the most by a Braves minor leaguer.
- Fanned double digits twice, including a season-high 12 over 7.0 innings on 7/18 vs. Biloxi...Had nine starts in which he did not walk a batter...As a reference, only seven MLB pitchers had at least nine starts in 2017 with no walks.
- Compiled a seven-game winning streak over an eight-start stretch, 5/12-6/24...Pitched to a 1.40 ERA (8 ER/51.1 IP) over his run.

## 2016

- Spent his first full professional season with Single-A Rome.
- Ended the year in the Top 10 among Atlanta farmhands (min. 75.0 IP) in wins (T3rd, 9), strikeout-to-walk ratio (3rd, 3.91), WHIP (T4th, 1.133), innings (5th, 143.0), walks per 9.0 innings (5th, 2.0), ERA (6th, 3.02) and strikeouts (8th, 125).
- Went 7-0 over his last eight starts, pitching to a 2.39 ERA (13 ER/49.0 IP) and fanning 44 from 7/20-8/31.
- Made a pair of postseason starts and allowed just one earned run over 14.2 innings (0.61 ERA), as Rome won the SAL championship.
- Named a South Atlantic League All-Star and tossed 1.0 perfect inning with one strikeout in the South Division's 2-1 loss in the contest.
- Earned his first professional win in his seventh start of the season and the 17th outing of his career, tossing 5.2 one-hit innings with zero runs and five strikeouts.

## 2015

- Split his first professional season between the GCL Braves and Rookie-Advanced Danville, combining to go 0-2 with a 3.18 ERA (12 ER/34.0), walking just five batters and fanning 37...His rate of 7.40 SO/BB was second best among Braves farmhands (min. 20.0 IP).
- Held right-handed batters to a .119 (8-for-67) average.

## TRANSACTIONS

- Selected by the Atlanta Braves in the first round (28th overall) of the 2015 First-Year Player Draft.
- On Atlanta disabled list (right shoulder strain) from May 14 to June 13; 2018; included rehabilitation assignment to Rome (A) and Gwinnett (AAA).
- On Atlanta disabled list (right shoulder strain) from June 20 through the end of the 2018 season...Transferred to the 60-day DL on June 27.

## COMPLETE RECORD

Year	Club	W-L	ERA	G	GS	CG	SHO	SV	IP	H	R	ER	HR	HB	BB	SO	WP	BK
2015	GCL Braves	0-0	1.80	4	3	0	0	0	10.0	5	2	2	0	2	1	11	0	0
	Danville	0-2	3.75	6	6	0	0	0	24.0	28	12	10	0	2	4	26	1	0
2016	Rome	9-9	3.02	25	24	1	0	0	143.0	130	58	48	3	9	32	125	8	1
2017	Mississippi	11-8	2.75	26	26	0	0	0	153.2	133	58	47	10	10	34	125	7	0
2018	Gwinnett	2-1	2.00	5	5	1	1	0	27.0	20	6	6	0	0	6	31	1	0
	Atlanta	2-1	3.51	5	5	0	0	0	25.2	30	14	10	1	0	7	21	2	0
	Rome	0-0	0.00	1	1	0	0	0	3.2	0	0	0	0	0	0	3	0	0
2019	Gwinnett	1-0	3.86	2	2	0	0	0	9.1	5	4	4	1	0	1	10	0	0
	Atlanta	13-4	2.68	29	29	0	0	0	174.2	153	56	52	14	7	41	142	3	0
<b>Minor Totals</b>		<b>23-20</b>	<b>2.84</b>	<b>69</b>	<b>67</b>	<b>2</b>	<b>1</b>	<b>0</b>	<b>370.2</b>	<b>321</b>	<b>140</b>	<b>117</b>	<b>14</b>	<b>23</b>	<b>78</b>	<b>331</b>	<b>17</b>	<b>1</b>
<b>Major Totals</b>		<b>15-5</b>	<b>2.79</b>	<b>34</b>	<b>34</b>	<b>0</b>	<b>0</b>	<b>0</b>	<b>200.1</b>	<b>183</b>	<b>70</b>	<b>62</b>	<b>15</b>	<b>7</b>	<b>48</b>	<b>163</b>	<b>5</b>	<b>0</b>

## DIVISION SERIES RECORD

Year	Club, Opp	W-L	ERA	G	GS	CG	SHO	SV	IP	H	R	ER	HR	HP	BB	SO	WP	BK
2019	Atl. vs. Stl.	0-0	1.29	1	1	0	0	0	7.0	2	1	1	0	0	0	7	0	0

## ALL-STAR GAME RECORD

Year	Club, Site	W-L	ERA	G	GS	CG	SHO	SV	IP	H	R	ER	HR	HP	BB	SO	WP	BK
2019	N.L., Cle	0-0	0.00	1	0	0	0	0	1.0	0	0	0	0	0	0	0	0	0

## MAJOR LEAGUE FIELDING RECORD

Position	PCT	G	PO	A	E	TC	DP
Pitcher	1.000	34	10	30	0	40	6

## MAJOR LEAGUE BATTING RECORD

Year	Club	AVG	G	AB	R	H	2B	3B	HR	RBI	SH	SF	HP	BB	SO	SB	CS	E
2019	Atlanta	.077	27	52	2	4	0	0	0	3	7	0	2	2	22	0	0	0
<b>Major Totals</b>		<b>.083</b>	<b>31</b>	<b>60</b>	<b>2</b>	<b>5</b>	<b>0</b>	<b>0</b>	<b>0</b>	<b>3</b>	<b>7</b>	<b>0</b>	<b>2</b>	<b>2</b>	<b>23</b>	<b>0</b>	<b>0</b>	<b>0</b>





# DANSBY SWANSON

# 7

## INFIELDER

Full Name: **James Dansby Swanson**

Bats: **Right**

Throws: **Right**

Height: **6-1**

Weight: **190**

DOB: **February 11, 1994**

Opening Day Age: **26**

Born: **Kennesaw, GA**

Resides: **Nashville, TN**

MLB Debut: **August 17, 2016**

MLB Service Time: **3.047**

Acquired: **Trade with Arizona, January 14, 2015**

Contract Status: **Signed through 2020**

## 2019

- Finished his third major league season hitting .251 (121-for-483) with a career-high 17 home runs and 65 RBI.
  - Hit .307/.384/.527 (46-for-150) with 17 extra-base hits (9 2B, 8 HR), 23 RBI and 29 runs scored in the seventh inning or later... His .307 batting average was 11th among qualified National Leaguers and the best on the team.
- Despite not homering in his final 39 games of the season, still hit a career-best 17 home runs, matching the most by a Braves shortstop in the Atlanta-era of franchise history (since 1966).
  - Jeff Blauser (1997) and Andrelton Simmons (2013) also hit 17...Denis Menke is the only other shortstop in all-time Braves history to hit more...Menke had 20 in 1964 with Milwaukee.
  - Hit his third home run of the season on 4/7 against Miami, a game in which he also recorded his third career walk-off hit...Swanson is the only shortstop in Atlanta franchise history to homer three times within the first nine games of a season, and only the second Braves shortstop to do so in the live-ball era (since 1920)...Johnny Logan tallied three homers within the first seven games for the Milwaukee Braves in 1954.
- His career-best 65 RBI were the sixth most by a shortstop in a single-season of Atlanta franchise history (since 1966)...Yunel Escobar holds the record, driving in 76 runs in 2009.
  - Drove in 20 runs in April, the most in Braves franchise history by a shortstop in the season's first full month.

## CAREER HIGHS

Most Runs

**3, 5x, last: 6/22/19, ATL at WSH**

Most Hits

**4, 9/25/19, ATL at KC**

Most Doubles

**2, 3x, last: 6/29/19, ATL at NYM**

Most Triples

**1, 10x, last: 5/10/19, ATL at ARI**

Most Home Runs

**2, 3x, last: 7/4/19, ATL vs. PHI**

Most RBI

**5, 7/4/19, ATL vs. PHI**

Most Walks

**3, 3x, last: 9/14/19, ATL at WSH**

Most Stolen Bases

**1, 26x, last: 9/29/19, ATL at NYM**

Longest Hitting Streak

**11 games, 4/28-5/8/19**

- Had 57 RBI at the All-Star break, a franchise record for shortstops prior to the Midsummer Classic.
- Along with his 17 home runs, also had 26 doubles and three triples, recording a career-most 46 extra-base hits.

• *A* Had 13 extra-base hits (6 2B, 2 3B, 5 HR) in March and April, the most in franchise history by a shortstop prior to the beginning of May...The record was first established by Jeff Blauser in 1997 (12).

- Also had a single-season career most 121 hits in 2019.

• *A* Had two separate hitting streaks of 10 or more games, including a career-long 11-game run from 4/28-5/8...Batted .300 (12-for-40) in that stretch...Hit in 10 straight from 5/17-28, during which he batted .304 (14-for-46) with four home runs.

• *A* Is the first Atlanta shortstop with multiple 10-game hitting streaks in a single season since 2015, when Andrelton Simmons also had two.

- Missed 30 games with a right foot contusion... Was sidelined from 7/24-8/26...Suffered the injury on the basepaths on 7/23 against Kansas City.

• *A* Upon his activation, played in 27 games to close out the regular season and hit .194 (19-for-98)...Had a single-game career most four hits on 9/25 at Kansas City, going 4-for-6 with two RBI and two runs scored.

## 2019 POSTSEASON

- Played in his first career postseason series...Was Atlanta's starting shortstop in all five games...Hit .389/.421/.556 (7-for-18) with three doubles, two RBI and three runs scored.

- Hit a game-tying double with two outs in the ninth inning of Game 3...Atlanta was trailing 1-0 and the series was tied...The Braves would go on to score three runs and win, 3-1...Finished the game 3-for-4 with two doubles.

• *A* Became the fourth Braves player to collect a game-tying or go-ahead hit in the postseason with the Braves down to their final out...The only others to do so were Luis Polonia (Game 3 of the 1995 NLDS vs. COL), Otis Nixon (Game 6 of the 1992 World Series vs. TOR) and Francisco Cabrera (Game 7 of the 1992 NLCS vs. PIT).

- His other RBI in the series was a go-ahead single in Game 1.

## 2018

- Played in 136 games in his second full season, and batted .238/.304/.395 with career highs in hits (114), doubles (25), triples (4), home runs (14), RBI (59) and stolen bases (10).

- Finished with 11 defensive runs saved, the sixth most among major league shortstops and 11 off the lead of Arizona's Nick Ahmed.

• *A* Swanson's UZR/150 of 6.1 was the second-highest mark among National League shortstops...Only St. Louis' Paul DeJong (8.6) was better.

- Batted .315 (57-for-181) with seven home runs in the seventh inning or later.

• *A* In late-inning pressure situations, hit .402 (33-for-82) with three homers, a .427 on-base and a .622 slugging percentage.

- Finished the year with 14 home runs, the most by a Braves shortstop since Andrelton Simmons hit 17 in 2013...Since 2000, only three Atlanta shortstops have hit more in a single season (Simmons, Rafael Furcal – 15 in 2003, Alex Gonzalez – 15 in 2011).

• *A* Swanson hit two, two-run home runs on 8/21 at PIT for his first career multi-home run game...He became the first Braves shortstop to hit multiple home runs in a game since 9/22/13, when Simmons hit two at CHC.

- Capped a six-run ninth inning on 5/20 vs. MIA with a two-run walk-off single...The rally was Atlanta's biggest ninth-inning comeback since a seven-run rally on 5/20/10 vs. CIN, exactly eight years prior.

• *A* The game-ending hit was the second of his career and the first since 4/17/17 vs. SD.

- Hit .285 (55-for-193) with runners on base, compared to .207 (59-for-285) with the bases empty.
- Was placed on the disabled list from 5/4 to 5/19 with left wrist inflammation...Missed 13 games.
- Left 9/25 at NYM with left wrist soreness... Underwent an MRI in Atlanta the next day which revealed a partially torn ligament in his left hand... Did not play for the remainder of the regular season.

• *A* Following the season, underwent a procedure to remove a loose body in his left wrist on 11/5... Braves head physician Dr. Gary Lourie performed the procedure in Atlanta.

## 2017

- In his first full MLB season, played in 144 games, with 135 of those as the starting shortstop...Hit .232 (113-for-488) with 23 doubles, six home runs and 51 RBI...Had a .312 on-base percentage.
- Made his first career Opening Day roster and hit .213 (69-for-324) in 95 games before being optioned to Triple-A Gwinnett following the 7/26 game at ARI... Following his return from GWN on 8/9, went hitless in his first 11 at-bats before batting .282 (44-for-156) with a .376 on-base percentage in his final 47 games of the season.
- Among National League rookies, ended the season ranked third in walks (59), fourth in runs (59), fifth in hits (113), fifth in doubles (23), seventh in total bases (158), eighth in RBI (51), and ninth in extra-base hits (31).
- Batted .291 (34-for-117) with runners in scoring position, and .280 (21-for-75) in close and late situations...His average with runners in scoring position was third best among Atlanta batters, and the best for a Braves rookie since Jason Heyward hit .306 in such situations in 2010.
- Hit .305 (30-for-98) with a .355 on-base percentage in 28 June games...Followed his .125 (6-for-48) average in 17 July games with a .309 (21-for-68) average in 21 August contests...His .422 on-base percentage during the month of August ranked 10th-highest in the N.L..
- His on-base percentage vs. opposing left-handed pitchers was .352 and his average was .263 (25-for-95) over 108 plate appearances.
- In his 11 games with GWN, started nine at shortstop and his final two at second base... Collected at least one hit in nine of his 11 games (.237 average, 9-for-38) with two extra-base hits and five RBI while reaching base at a .356 mark.

## 2016

- Entered the 2016 campaign as Atlanta's No. 1 prospect and went on to make his Major League debut on 8/17 (2-for-4) after spending the first four-plus months of the season playing for Atlanta's Advanced-A and Double-A clubs.
- In his first season in the organization, played in a total of 143 games between three different levels (Carolina, Mississippi and Atlanta)...Batted .281 (152-for-540) with 32 doubles, 72 RBI and 88 runs scored...His on-base percentage at the minor and Major League levels was .362 and .361, respectively.


- Had his contract purchased on 8/17 and made his Major League debut that evening when he started at shortstop and batted in the No. 8 spot in the lineup...Went 2-for-4 in his debut to become the 14th Atlanta Braves player (since 1966) to record at least two hits in his MLB debut.
- Hit an inside-the-park home run for his first career home run, 9/6 at WSH becoming the second Atlanta player to do so joining Paul Runge (7/28/85).
- Added his second home run the next night, 9/7 at WSH to become the eighth player in Atlanta franchise history to hit his first two home runs in consecutive games.
- Among rookies with at least 120 at-bats, his .302 average ranked sixth highest in baseball, while his .361 on-base percentage was eighth highest.
- Batted .338 (26-for-77) with nine extra-base hits, a .409 on-base percentage and 15 runs scored in his final 24 games of the season (9/4-10/2).
- Finished the season with 39 hits in his first 37 career games, the most by a Brave through his first 38 career games since Jeff Francoeur had an Atlanta-record 49.
- Over his final 23 games of the season, 9/6-10/2, posted a .351 (26-for-74) batting average with a .417 on-base percentage and 15 runs scored...In 15 games prior, 8/17-9/4 – the first 15 of his career – hit .236 (13-for-55) with a .283 on-base percentage.
- Had four consecutive multi-hit games, 9/6-10 (9-for-15, .600)...Finished the season with 12 multi-hit efforts over the first 38 games of his career.
- Opened the 2016 campaign with Atlanta's High-A affiliate (Carolina) before a promotion to Double-A Mississippi on 4/30.
- Combined to play in 105 games at the minor league level with a .275 (113-for-411) average with 25 doubles and a .362 on-base percentage.
- Attended Major League spring training as a non-roster invitee.

## 2015

- Drafted first overall by Arizona after leading Vanderbilt University to a runner-up finish at the College World Series.
- Appeared in 22 games for Single-A Hillsboro in his professional debut...Hit .289 (24-for-83) with 11 extra-base hits (seven doubles, three triples, one home run) and 11 RBI for the Hops.
- Had a five-hit game on 9/3 at Boise.

## AMATEUR

- Played baseball at Vanderbilt University from 2013 to 2015...Led the Commodores to consecutive College World Series appearances his final two seasons, including the school's first-ever championship in 2014...Was named the Most Outstanding Player of the 2014 CWS.
- Hit .335 (94-for-281) with 15 home runs and 64 RBI in 71 games (all starts) for the Commodores during his junior year...Named a finalist for the 2015 USA Golden Spikes Award, won by BOS' Andrew Benintendi...Led the SEC in runs scored (76), hits (94), doubles (24) and total bases (175)...Finished second in walks (43) and fourth in RBI (64).
- Was a member of the 2012 East Cobb Yankees National Championship team.
- Graduated from Marietta (Ga.) High School, where he also played basketball.



## TRANSACTIONS

- Selected by the Arizona Diamondbacks in the first round (1st overall) in the 2015 First-Year Player Draft...Signed by Nate Birtwell.
- Acquired by the Atlanta Braves along with OF Ender Inciarte and RHP Aaron Blair from the Arizona Diamondbacks in exchange for RHP Shelby Miller and LHP Gabe Speier on December 8, 2015.
- On Atlanta's disabled list (left wrist inflammation) from May 4 to May 19, 2018; included an injury rehabilitation assignment to Rome (A).
- On Atlanta's injured list (right foot contusion) from July 24 to August 26, 2019; included a rehabilitation assignment with Rome (A).

## PERSONAL

- Resides in Nashville, Tenn., and is actively involved with the West Nashville Dream Center during the off-season...Enjoys participating in various off-season charitable events during the holidays in Nashville and Atlanta.
- In his spare time, enjoys writing, cooking and playing with his dog, Bentley.

## COMPLETE RECORD

Year	Club	AVG	G	AB	R	H	2B	3B	HR	RBI	SH	SF	HP	BB	SO	SB-CS	OBP	SLG	E
2015	Hillsboro	.289	22	83	19	24	7	3	1	11	0	1	1	14	14	0-0	.394	.482	3
2016	Carolina	.333	21	78	14	26	12	0	1	10	0	0	0	15	13	7-1	.441	.526	3
	Mississippi	.261	84	333	54	87	13	5	8	45	0	2	7	35	71	6-2	.342	.402	8
2017	Atlanta	.302	38	129	20	39	7	1	3	17	1	2	0	13	34	3-0	.361	.442	6
	Atlanta	.232	144	488	59	113	23	2	6	51	0	4	0	59	120	3-3	.312	.324	20
2018	Gwinnett	.237	11	38	5	9	1	0	1	5	0	0	1	6	9	1-0	.356	.342	0
	Atlanta	.238	136	478	51	114	25	4	14	59	6	3	2	44	122	10-4	.304	.395	10
2019	Rome	.500	1	4	0	2	0	0	0	0	0	0	0	0	0	0-0	.500	.500	0
	Atlanta	.251	127	483	77	121	26	3	17	65	1	5	5	51	124	10-5	.325	.422	12
	Rome	.400	3	10	2	4	0	0	0	1	0	0	0	3	2	0-0	.538	.400	0
<b>Minor Totals</b>		<b>.278</b>	<b>142</b>	<b>546</b>	<b>94</b>	<b>152</b>	<b>33</b>	<b>8</b>	<b>11</b>	<b>72</b>	<b>0</b>	<b>3</b>	<b>9</b>	<b>73</b>	<b>109</b>	<b>14-3</b>	<b>.371</b>	<b>.429</b>	<b>14</b>
<b>Major Totals</b>		<b>.245</b>	<b>445</b>	<b>1578</b>	<b>207</b>	<b>387</b>	<b>81</b>	<b>10</b>	<b>40</b>	<b>192</b>	<b>8</b>	<b>14</b>	<b>7</b>	<b>167</b>	<b>400</b>	<b>26-12</b>	<b>.318</b>	<b>.385</b>	<b>48</b>

## DIVISION SERIES RECORD

Year	Club, Opp.	AVG	G	AB	R	H	2B	3B	HR	RBI	SH	SF	HP	BB	SO	SB	CS	E
2019	Atl. vs. Stl.	.389	5	18	3	7	3	0	0	2	0	0	0	1	6	0	0	0

## MAJOR LEAGUE FIELDING RECORD

Position	PCT	G	PO	A	E	TC	DP
Shortstop	.972	441	541	1133	48	1722	245





NON-ROSTER INVITEE

# JOSH TOMLIN

50

## RIGHT-HANDED PITCHER

Full Name: **Joshua Aubrey Tomlin**Bats: **Right**Throws: **Right**Height: **6-1**Weight: **190**DOB: **October 19, 1984**Opening Day Age: **35**Born: **Tyler, TX**Resides: **Tyler, TX**MLB Debut: **July 27, 2010**MLB Service Time: **9.033**Acquired: **Signed to a minor-league contract, February 12, 2020**Contract Status: **Signed through 2020**

## 2019

- Compiled a 3.74 ERA (33 ER/79.1 IP) in 51 appearances for Atlanta, including one start.
  - ▲ Posted a 1.74 ERA (2 ER/10.1 IP) with no walks and seven strikeouts in eight appearances, one start, in September.
  - ▲ Made 25 relief appearances against the N.L. East and went 2-0 with a 2.70 ERA (11 ER/36.2 IP), three walks, 25 strikeouts and two saves.
- Walked just seven batters on the season...His 0.79 walks per 9.0 innings were the fewest in the majors (min. 50.0 IP).
- His 76.1 innings in relief were the fifth most in the National League...He also made a 3.0-inning start on 9/25 at Kansas City.
  - ▲ Pitched at least 2.0 innings in 20 of his 50 relief appearances, the second most such outings in the N.L., one off the total of Miami's Wei-Yin Chen (21).
- Recorded the first two saves of his big league career...First did so on 6/9 at Miami (1.0 IP, 1 H, 2 K) and then again on 7/31 at Washington (1.0 IP, 1 H, 1 BB).
- Allowed just three of 25 inherited runners to score (12.0 percent), the fourth best mark in the majors (min. 20 inherited runners).
- Made the Braves' Opening Day roster after signing a minor-league contract on March 21... Was his 10th major league season, and the first that was not with the Indians.

## 2019 POSTSEASON

- Appeared in two games, both in relief, tossing 3.2 scoreless innings...Allowed two hits and no walks, while striking out two.

## CAREER HIGHS

Most IP

**9.0, 5x, last: 5/28/17, CLE vs KC**

Most Runs Allowed

**8, 6x, last: 4/3/18, CLE at LAA**

Most Earned Runs Allowed

**8, 2x, last: 4/3/18, CLE at LAA**

Most Hits Allowed

**12, 6/12/11, CLE at NYY**

Most HR's Allowed

**4, 2x, last: 4/24/18, CLE vs. CHI**

Most Walks

**4, 8/27/10, CLE vs. KC**

Most Strikeouts

**11, 6/28/14, CLE at SEA**

Longest Winning Streak

**9, 9/20/15-5/24/16**

Longest Losing Streak

**5, 2x, last: 4/3-7/7/18**

- Made his fifth career postseason roster.
  - ▲ Also pitched in the playoffs in 2016, for the entirety of the Indians' run to the World Series, and again in Cleveland's Division Series in 2017.

## CAREER HIGHLIGHTS

- Last season with Atlanta was the first of his 14-year professional career, and 10-year major league career, outside of the Cleveland Indians organization...With Cleveland, went 61-53 with a 4.77 ERA (476 ER/898.2 IP) in 183 games, 144 starts...At the time of his departure, was the longest-tenured member of the organization.
- Since making his major league debut in 2010, has walked just 1.29 batters per 9.0 innings, by far the fewest among all active pitchers (min. 500.0IP)... It is also the lowest among any major league pitcher with at least 800.0 innings since 2000 Brad Radke is closest (1.36).
- Led the majors in fewest walks per 9.0 innings in 2011 (1.14) and 2016 (1.03).
- Is 3-1 with a 3.33 ERA in eight career postseason games, four starts (24.1 IP, 17 H, 9 R, 9 ER, 5 BB, 17 SO, 1 HR)

**A** Started Game 3 and Game 6 of the 2016 World Series against Chicago.

- Tossed a one-hit shutout with no walks and a career-high 11 strikeouts on 6/28/14 at Seattle... Only hit was a fifth-inning single by Kyle Seager.
- Went at least 5.0 innings in his first 37 appearances, a modern-day major league record...His 37 straight starts of at least 5.0 innings to begin a career matched John Farrell for the most consecutive such starts since 1919.
- Underwent right elbow surgery on 8/22/12 in Anaheim, Calif. by Dr. Lewis Yocum.

## MINOR LEAGUE HIGHLIGHTS

- Is a four-time minor league All-Star...Received mid-season honors in 2006 with Mahoning Valley (SS), 2007 with Lake County (A), 2008 with Kinston (High-A), and 2010 with Columbus (AAA).
- In 2009 with Double-A Akron, led the Eastern League in wins (14) and was second in strikeouts (125) and WHIP (1.21).

## AMATEUR

- Graduated in 2003 from Whitehouse (TX) High School where he played football and baseball... Played two years at Angelina JC in Lufkin, TX, from 2004-05...Pitched at Texas Tech in 2006.
- Also played infield in high school and college... Hit .351 at Angelina in 2005.

## PERSONAL

- He and his wife, Carlie, have three children: two daughters, Makenzie Jae and Myla Kate, and one son, Ace.

## TRANSACTIONS

- Selected by the Cleveland Indians in the 19th round of the 2006 First-Year Player Draft...Signed by Mike Daly.
- On Cleveland's disabled list (strained right elbow) from August 25 to the end of the 2011 season... Transferred to the 60-day DL on September 25.
- On Cleveland's disabled list (strained right wrist), from May 8 to May 27, 2012.
- On Cleveland's disabled list (right elbow injury) from August 13 to end of the 2012 season... Transferred to the 60-day DL on September 9.
- On Cleveland's 60-day disabled list (recovery from "Tommy John" surgery) from February 18 to August 24, 2013
- On Cleveland's disabled list (recovering from right shoulder surgery) from March 29 to July 31, 2015...Transferred to the 60-day DL on April 10.
- On Cleveland's disabled list (strained left hamstring) from July 31 to August 31, 2017.
- On Cleveland's disabled list (strained right hamstring) from July 10 to August 22, 2018.
- Signed by the Milwaukee Brewers to a minor-league contract on February 7, 2019.
- Signed by the Atlanta Braves to a minor-league contract on March 20, 2019.
- Signed by the Atlanta Braves to a minor-league contract on February 12, 2020.



## COMPLETE RECORD

Year	Club	W-L	ERA	G	GS	CG	SHO	SV	IP	H	R	ER	HR	HB	BB	SO	WP	BK
2006	Mahoning Valley	8-2	2.09	15	15	0	0	0	77.1	56	24	18	5	4	15	69	3	0
2007	Lake County	10-3	3.30	26	15	0	0	0	103.2	103	44	38	10	7	19	89	5	0
	Kinston	1-1	3.58	6	5	0	0	0	27.2	24	13	11	0	0	12	20	2	0
2008	Kinston	9-5	2.98	40	9	1	1	3	102.2	82	40	34	10	7	16	109	9	0
	Buffalo	1-0	3.86	1	1	0	0	0	7.0	6	3	3	2	0	1	3	0	0
2009	Akron	14-9	4.16	26	25	0	0	0	145.0	149	81	67	21	7	27	125	3	0
2010	Columbus	8-4	2.68	20	17	1	0	0	107.1	83	34	32	11	2	33	80	4	0
	Cleveland	6-4	4.56	12	12	1	0	0	73.0	72	38	37	10	3	19	43	1	0
2011	Cleveland	12-7	4.25	26	26	0	0	0	165.1	157	80	78	24	3	21	89	3	0
2012	Cleveland	5-8	6.36	21	16	0	0	0	103.1	126	74	73	18	3	25	56	4	0
2013	AZL Indians	0-0	0.00	2	2	0	0	0	2.0	1	0	0	0	0	0	2	0	0
	Lake County	0-0	0.00	3	1	0	0	0	4.1	1	0	0	0	0	0	4	0	0
	Akron	0-0	1.50	2	2	0	0	0	6.0	3	1	1	0	1	0	4	0	0
	Columbus	2-0	2.40	3	3	0	0	0	15.0	12	4	4	0	2	0	11	0	0
2014	Cleveland	0-0	0.00	1	0	0	0	0	2.0	2	0	0	0	0	0	0	0	0
	Columbus	2-1	2.25	6	6	1	1	0	40.0	26	10	10	5	0	10	33	0	0
	Cleveland	6-9	4.76	25	16	1	1	0	104.0	120	66	55	18	1	14	94	6	0
2015	AZL Indians	0-0	9.00	1	1	0	0	0	2.0	3	2	2	0	0	0	3	0	0
	Akron	0-0	0.00	1	1	0	0	0	2.2	3	0	0	0	0	1	2	0	1
	Mahoning Valley	0-1	7.36	1	1	0	0	0	3.2	3	3	3	0	0	2	3	1	0
2016	Columbus	1-2	4.22	4	4	0	0	0	21.1	25	10	10	3	0	1	17	0	0
	Cleveland	7-2	3.02	10	10	2	0	0	65.2	47	22	22	13	2	8	57	1	0
	Cleveland	13-9	4.40	30	29	0	0	0	174.0	187	97	85	36	3	20	118	4	0
2017	Cleveland	10-9	4.98	26	26	1	0	0	141.0	166	80	78	23	4	14	109	1	0
	Mahoning Valley	0-0	2.45	1	1	0	0	0	3.2	8	5	1	1	0	0	4	1	0
2018	Cleveland	2-5	6.14	32	9	0	0	0	70.1	92	52	48	25	4	12	46	5	0
	Columbus	0-1	6.75	3	3	0	0	0	9.1	19	7	7	3	0	0	8	0	0
	Akron	0-0	0.00	1	1	0	0	0	3.0	1	0	0	0	0	0	3	0	0
2019	Atlanta	2-1	3.74	51	1	0	0	2	79.1	82	35	33	14	0	7	51	2	0
<b>Minor Totals</b>		<b>56-29</b>	<b>3.17</b>	<b>162</b>	<b>113</b>	<b>3</b>	<b>2</b>	<b>3</b>	<b>683.2</b>	<b>608</b>	<b>281</b>	<b>241</b>	<b>71</b>	<b>30</b>	<b>137</b>	<b>589</b>	<b>28</b>	<b>1</b>
<b>Major Totals</b>		<b>63-54</b>	<b>4.68</b>	<b>234</b>	<b>145</b>	<b>5</b>	<b>1</b>	<b>2</b>	<b>978.0</b>	<b>1051</b>	<b>544</b>	<b>509</b>	<b>181</b>	<b>23</b>	<b>140</b>	<b>663</b>	<b>27</b>	<b>0</b>

## DIVISION SERIES RECORD

Year	Club, Opp	W-L	ERA	G	GS	CG	SHO	SV	IP	H	R	ER	HR	HBP	BB	SO	WP	BK
2016	Cle. vs. Bos.	1-0	3.60	1	1	0	0	0	5.0	4	2	2	0	0	1	4	0	0
2017	Cle. vs. NYY	1-0	0.00	2	0	0	0	0	3.0	0	0	0	0	0	0	4	0	0
2019	Atl. vs. Stl.	0-0	0.00	2	0	0	0	0	3.2	2	0	0	0	0	0	2	0	0
<b>D.S. Totals</b>		<b>2-0</b>	<b>1.54</b>	<b>5</b>	<b>1</b>	<b>0</b>	<b>0</b>	<b>0</b>	<b>11.2</b>	<b>6</b>	<b>2</b>	<b>2</b>	<b>0</b>	<b>0</b>	<b>1</b>	<b>10</b>	<b>0</b>	<b>0</b>

## CHAMPIONSHIP SERIES RECORD

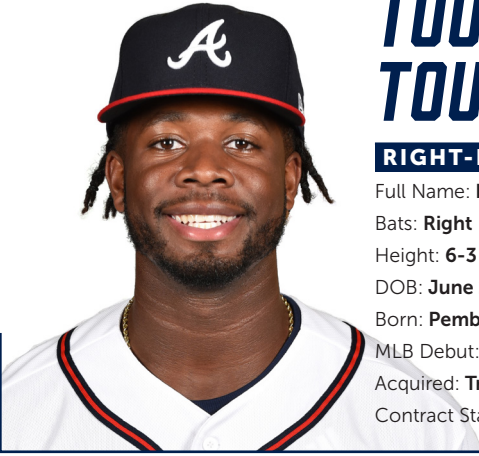
Year	Club, Opp	W-L	ERA	G	GS	CG	SHO	SV	IP	H	R	ER	HR	HBP	BB	SO	WP	BK
2016	Cle. vs. Tor.	1-0	1.59	1	1	0	0	0	5.2	3	1	1	0	0	2	6	0	0

## WORLD SERIES RECORD

Year	Club, Opp	W-L	ERA	G	GS	CG	SHO	SV	IP	H	R	ER	HR	HBP	BB	SO	WP	BK
2016	Cle. vs. Chi.	0-1	7.71	2	2	0	0	0	7.0	8	6	6	1	0	2	1	0	0

## MAJOR LEAGUE FIELDING RECORD

Position	PCT	G	PO	A	E	TC	DP
Pitcher	.960	234	84	106	8	198	10



# TOUKI TOUSSAINT

# 62

## RIGHT-HANDED PITCHER

Full Name: **Dany Gilbert Kiti Toussaint**

Bats: **Right**

Throws: **Right**

Height: **6-3**

Weight: **215**

DOB: **June 20, 1996**

Opening Day Age: **23**

Born: **Pembroke Pines, FL**

Resides: **Coral Springs, FL**

MLB Debut: **August 13, 2018**

MLB Service Time: **0.140**

Acquired: **Trade with Arizona, June 20, 2015**

Contract Status: **Signed through 2020**

## 2019

- Split the season between Atlanta and Triple-A Gwinnett, going 4-0 with a 5.62 ERA (26 ER/41.2 IP) in 24 games for the Braves, including one start.

➤ Made 10 starts for the Stripers and went 1-6 with a 7.49 ERA.

- Made four stints with Atlanta throughout the season, first from 4/13-20...Was also up for a game on 5/3, again from 5/15-7/18, and finally from 9/13 through the end of the season.
- Allowed seven earned runs over 1.1 innings in his only start of the season, 4/20 at CLE [2]...In 23 relief appearances, was 4-0 with a 4.24 ERA (19 ER/40.1 IP)
  - Pitched to a 1.17 ERA (3 ER/23.0 IP) and allowed just 12 hits and a .156 average against over his first 10 relief outings through 6/4...Over his final 13 relief appearances from 6/9 through the end of the season, logged an 8.31 ERA (16 ER/17.1 IP) and allowed opponents to bat .342.
- Right handers batted just .202/.336/.250 against him, with 21 hits in 104 at-bats...Lefties hit .390/.493/.712 in 59 at-bats.
- Came out of the bullpen on 4/13 vs. New York-NL and pitched 6.0 innings, allowing just one unearned run and striking out seven...The outing tied the longest effort by a Braves reliever in over 30 years.

➤ RH Christian Martinez went 6.0 scoreless innings on 7/26/11 in a 19-inning game vs. PIT, entering that contest in the 11th inning.

## CAREER HIGHS

Most Innings Pitched

**6.0, 2x, last: 4/13/19, ATL vs. NYM**

Most Runs Allowed

**7, 4/20/19(2), ATL at CLE**

Most Earned Runs Allowed

**7, 4/20/19(2), ATL at CLE**

Most Hits Allowed

**6, 4/20/19(2), ATL at CLE**

Most Home Runs Allowed

**1, 6x, last: 7/18/19, ATL vs. WSH**

Most Walks

**5, 2x, last: 9/25/18, ATL at NYM**

Most Strikeouts

**8, 9/19/18, ATL vs. STL**

Longest Winning Streak

**5 games, 9/19/18-present**

Longest Losing Streak

**1 game, 9/3/18**

➤ The last Braves reliever to go as long in a nine-inning game was Rick Mahler on 9/4/87 vs. MON...Mahler went 6.1 scoreless innings, entering in the third inning and finishing the 7-4 victory.

## 2018

- Made his major league debut and went 2-1 with a 4.03 ERA (13 ER/29.0 IP) in seven games, five starts, for Atlanta.
- Atlanta selected his contract, optioned him to Triple-A Gwinnett and then appointed him as the 26th man for a doubleheader on 8/13, and he made his debut that afternoon vs. Miami.

*A* Tossed 6.0 two-hit innings in his debut, allowing one run and two walks while fanning four... Became just the third Braves pitcher over the last 110 seasons to go at least 6.0 innings and allow no more than two hits in his debut, joining James Parr (9/4/08 vs. WSH) and Armando Reynoso (8/11/91 vs. HOU).

*A* Won his major league debut, and was one of four Braves pitchers to do so in 2018... Toussaint, Kolby Allard, Mike Soroka and Bryse Wilson all started and won their debuts last season, and the Braves are just the second team in the last 110 seasons to have four different starters win their MLB debut in the same season...The 2009 Baltimore Orioles had five such pitchers.

- Carried a no-hitter for 4.1 innings against Boston on 9/3, but took the first loss of his MLB career.
- Made five total starts for Atlanta, and went 2-1 with a 3.33 ERA (10 ER/27.0 IP)...Allowed three runs in 2.0 innings (13.50 ERA) in two relief appearances.
- Was named by the organization as Atlanta's Minor League Pitcher of the Year, and also earned Pitcher of the Year honors for Double-A Mississippi.
- Made 24 starts at the minor league level, splitting his season between Mississippi and Triple-A Gwinnett...Combined to go 9-6 with a 2.38 ERA (36 ER/136.1 IP) and 163 strikeouts.
- Opened the season in Mississippi and made 16 starts with the M-Braves (4-6, 2.93)...Transferred to Gwinnett on 7/4 and went 5-0 with a 1.43 ERA in eight starts for the Stripers.
- At the time of his recall, his 163 strikeouts were most among Atlanta farmhands and tied for eighth most in the minor leagues.
- Earned two Pitcher of the Month awards, first in June at Mississippi (2-1, 1.17 ERA in five starts) and again in August with Gwinnett (3-0, 1.08 ERA in four starts).

*A* Named a Southern League Mid-Season All-Star.

*A* Named International League Pitcher of the Week on 8/26.

- Ranked in the Top 10 among Atlanta starting farmhands (min. 15 starts) in strikeouts (1st, 163), ERA (2nd, 2.38), wins (T2nd, 9), hits per 9.0 innings (3rd, 6.7) and innings pitched (4th, 136.1).
- Entered the season ranked by MLB.com as Atlanta's No. 11 prospect, and by *Baseball America* as No. 14.

## 2018 POSTSEASON

- Made his first postseason roster and pitched in two games of the NLDS vs. LAD...Tossed 3.0 scoreless innings with a pair of strikeouts.

## 2017

- Split the season between High-A Florida and Double-A Mississippi, combining to go 6-13 with a 4.53 ERA (73 ER/145.0 IP) over 26 starts.
  - A* Named Florida's Pitcher of the Year by the organization after fanning 10.5 batters per 9.0 innings over 19 starts with the club.
- Led all Atlanta farmhands and ranked tied for 13th in the minors with 167 strikeouts.
  - A* The 167 strikeouts were the most by a Braves prospect since Chuck James fanned 193 batters in 2005.
- Named Southern League Pitcher of the Week for 8/14-20 after throwing 7.0 scoreless innings with nine strikeouts on 8/19 vs. Pensacola.
- Following the season, pitched with Peoria of the Arizona Fall League...Named an AFL Rising Star.
- Entered the 2017 season ranked by MLB.com as Atlanta's No. 10 prospect, and by *Baseball America* as No. 12.

## 2016

- Spent the season with Single-A Rome and ended in the Top 10 among Atlanta farmhands (min. 75.0 IP) in strikeouts (6th, 128), innings (9th, 132.1) and ERA (10th, 3.88).
- Made one start in the postseason (9/13 vs. Lakewood), tossing a career high-tying 8.0 innings and allowing one run as Rome won the South Atlantic League Championship.

## 2015

- Acquired by the Braves in a mid-season trade with Arizona and combined to post a 5-7 record and a 4.83 ERA (47 ER/87.2 IP) in 17 starts on the season between Rome and Single-A Kane County in the Diamondbacks system.
- Entered 2015 labeled by *Baseball America* as Arizona's fifth-best prospect, and the 71st best in baseball.

## AMATEUR

- Attended Coral Springs Christian Academy...Was committed to Vanderbilt University prior to being drafted.

## PERSONAL

- Name is pronounced TWO-key TWO-sahnt

## TRANSACTIONS

- Selected by the Arizona Diamondbacks in the first round (16th overall) of the 2014 First-Year Player Draft... Signed by Frankie Thon, Jr.
- Acquired by the Atlanta Braves along with RHP Bronson Arroyo from the Arizona Diamondbacks in exchange for INF Phil Gosselin on June 20, 2015.

## COMPLETE RECORD

Year	Club	W-L	ERA	G	GS	CG	SHO	SV	IP	H	R	ER	HR	HB	BB	SO	WP	BK
2014	AZL D-backs	1-1	4.80	7	5	0	0	0	15.0	14	12	8	0	2	12	17	6	1
	Missoula	1-3	12.51	5	5	0	0	0	13.2	24	22	19	5	2	6	15	3	0
2015	Kane County	2-2	3.69	7	7	0	0	0	39.0	31	19	16	4	2	15	29	3	0
	Rome	3-5	5.73	10	10	1	1	0	48.2	40	33	31	6	3	33	38	7	0
2016	Rome	4-8	3.88	27	24	0	0	0	132.1	105	66	57	13	9	71	128	15	4
2017	Florida	3-9	5.04	19	19	0	0	0	105.1	101	61	59	8	8	42	123	10	0
	Mississippi	3-4	3.18	7	7	1	0	0	39.2	30	19	14	3	2	22	44	3	0
2018	Mississippi	4-6	2.93	16	16	0	0	0	86.0	66	36	28	7	7	36	107	6	0
	Gwinnett	5-0	1.43	8	8	0	0	0	50.1	35	10	8	0	1	17	56	3	0
	Atlanta	2-1	4.03	7	5	0	0	0	29.0	18	13	13	1	2	21	32	1	0
2019	Gwinnett	1-6	7.49	10	10	0	0	0	39.2	51	34	33	5	7	28	44	3	0
	Atlanta	4-0	5.62	24	1	0	0	0	41.2	44	28	26	5	7	26	45	6	0
<b>Minor Totals</b>		<b>27-44</b>	<b>4.31</b>	<b>116</b>	<b>111</b>	<b>2</b>	<b>1</b>	<b>0</b>	<b>569.2</b>	<b>497</b>	<b>312</b>	<b>273</b>	<b>51</b>	<b>43</b>	<b>282</b>	<b>601</b>	<b>59</b>	<b>5</b>
<b>Major Totals</b>		<b>6-1</b>	<b>4.97</b>	<b>31</b>	<b>6</b>	<b>0</b>	<b>0</b>	<b>0</b>	<b>70.2</b>	<b>62</b>	<b>41</b>	<b>39</b>	<b>6</b>	<b>9</b>	<b>47</b>	<b>77</b>	<b>7</b>	<b>0</b>

## DIVISION SERIES RECORD

Year	Club, Opp	W-L	ERA	G	GS	CG	SHO	SV	IP	H	R	ER	HR	HP	BB	SO	WP	BK
2018	Atl. vs. LAD	1-0	0.00	2	0	0	0	0	3.0	1	0	0	0	0	4	2	0	0

## MAJOR LEAGUE FIELDING RECORD

Position	PCT	G	PO	A	E	TC	DP
Pitcher	1.000	31	6	7	0	13	2





# RILEY UNROE

# 91

## INFIELDER

Full Name: **Riley Timothy Unroe**

Bats: **Switch**

Throws: **Right**

Height: **5-11**

Weight: **180**

DOB: **August 3, 1995**

Opening Day Age: **24**

Born: **New Orleans, LA**

Resides: **Mesa, AZ**

MLB Debut: **None**

MLB Service Time: **0.000**

Acquired: **Selected in the 2018 Rule 5 Draft from Los Angeles-AL**

Contract Status: **Signed through 2020**

## NON-ROSTER INVITEE

### 2019

- Split the season between High-A Florida, Double-A Mississippi and Triple-A Gwinnett, slashing .281/.361/.403 (126-for-449) with nine home runs, 60 RBI, 59 runs scored and 14 stolen bases in 128 games.

- A* Posted single-season career highs in games played (128), runs (59), hits (126), doubles (22), home runs (9), RBI (60), walks (53, tied) and slugging (.403).
- A* His 126 hits were tied for sixth most in the Atlanta system...His 53 walks were seventh most.
- A* Played five different positions defensively, getting time at all four infield positions and center field.

- Began the season with Florida and was named a Florida State League Mid-Season All-Star after playing in 38 games with the Fire Frogs... Promoted to Mississippi on 5/18.
- Was the Southern League Player of the Week for the season-ending period of 8/26-9/2, hitting .407 (11-for-27) with two home runs and 10 RBI in seven games.
- Tabbed by MiLB.com as a Braves' organizational All-Star.

### CAREER HIGHLIGHTS

- Was a Florida State League Mid-Season All-Star with Charlotte (High-A) in 2016...Started at second base for the South All-Stars and went 0-for-2 with a walk.
- A* Hit .256 (55-for-215) with a .732 OPS in 57 games before the break.

- Was a MiLB.com Organizational All-Star with the Rays in 2015.
- Twice selected in the minor league phase of the Rule 5 Draft, first by Angels in 2017 and then by the Braves in 2018.

### AMATEUR

- Attended Desert Ridge High School in Mesa, Ariz.
- Turned down a scholarship to the University of Southern California to sign with Tampa Bay.

### PERSONAL

- Is the son of Tim Unroe, who played in parts of five major league seasons, including playing in four games with Atlanta in 2000...Also played for Milwaukee (1995-97) and Anaheim (1999).

### TRANSACTIONS

- Selected by the Tampa Bay Rays in the second round (60th overall) in the 2013 First-Year Player Draft...Signed by Jayson Durocher.
- Selected by the Los Angeles Angels from the Tampa Bay Rays in the Minor League phase of the Rule 5 Draft on December 14, 2017.
- Selected by the Atlanta Braves from the Los Angeles Angels in the Minor League phase of the Rule 5 Draft on December 13, 2018.

## COMPLETE RECORD

Year	Club	AVG	G	AB	R	H	2B	3B	HR	RBI	SH	SF	HP	BB	SO	SB-CS	OBP	SLG	E
2013	GCL Rays	.246	46	167	34	41	7	3	1	15	0	0	2	33	43	7-2	.376	.341	8
2014	Princeton	.226	61	243	32	55	11	2	3	19	0	1	3	29	47	7-5	.315	.325	10
2015	Bowling Green	.255	116	439	45	112	13	2	4	35	5	4	2	51	99	13-9	.333	.321	11
2016	Charlotte	.220	105	369	42	81	12	3	4	31	8	5	4	47	91	18-10	.311	.301	11
2017	Montgomery	.224	75	245	33	55	10	3	2	30	7	3	2	41	69	6-5	.337	.314	8
	Charlotte	.141	20	71	8	10	3	1	1	2	2	0	1	7	25	3-0	.228	.254	3
2018	Mobile	.226	106	345	45	78	9	2	4	42	1	2	2	52	96	10-9	.329	.299	20
	Salt Lake	.263	6	19	1	5	2	0	0	1	0	0	0	1	5	1-0	.300	.368	0
2019	Florida	.304	38	138	25	42	9	1	3	20	0	1	3	20	34	4-2	.401	.449	5
	Mississippi	.285	77	270	27	77	12	2	5	37	3	2	2	26	61	9-2	.350	.400	9
	Gwinnett	.171	13	41	7	7	1	0	1	3	0	0	0	7	11	1-1	.292	.268	1
<b>Minor Totals</b>		<b>.240</b>	<b>663</b>	<b>2347</b>	<b>299</b>	<b>563</b>	<b>89</b>	<b>19</b>	<b>28</b>	<b>235</b>	<b>26</b>	<b>18</b>	<b>21</b>	<b>314</b>	<b>581</b>	<b>79-45</b>	<b>.333</b>	<b>.330</b>	<b>86</b>

## 2019 REPLAY REVIEWS

The Braves challenged 37 calls in 2019, including 20 at Truist Park. Eighteen of the initial rulings were overturned following a replay review. The list of Braves' challenges are as follows:

Date	Opponent	Inning	Player Involved	Initial Call	Play Type	Ruling	Time
Sat., Mar. 30	@ PHI	B1	J. Segura	Safe at 3rd	Tag Play	Overturned	1:20
Sat., Mar. 30	@ PHI	T6	D. Swanson	Out at 1st	Force Play	Overturned	1:18
Thurs., Apr. 4	vs. CHI	B4	W. Contreras	No Violation	Collision Rule	Confirmed	0:55
Thurs., Apr. 4	vs. CHI	B4	O. Albies	Out at home	Tag Play	Confirmed	0:55
Tues., Apr. 9	@ COL	T4	F. Freeman	Out at 3rd	Tag Play	Overturned	3:05
Tues., Apr. 9	@ COL	T8	R. Acuña	Out at 3rd	Tag Play	Stands	1:10
Fri., Apr. 12	vs. NYM	T7	K. Broxton	Safe at 1st	Force Play	Overturned	2:30
Thurs., Apr. 18	vs. ARI	T3	W. Flores	Fair Ball; Double	Fair/Foul	Stands	1:45
Sun., Apr. 21	@ CLE	T7	O. Albies	Out at 1st	Force Play	Overturned	1:04
Sat., May 4	@ MIA	T6	R. Acuña	Out at 1st	Force Play	Overturned	1:02
Fri., May 10	@ ARI	T9	O. Albies	Out at 1st	Tag Play	Stands	1:39
Tues., May 28	vs. WSH	B7	D. Swanson	Ball; No Hit by Pitch	HBP	Stands	1:26
Fri., May 31	vs. DET	T5	J. Jones	Safe at 3rd	Tag Play	Stands	1:23
Sat., June 1	vs. DET	B5	M. Soroka	Out at 1st	Force Play	Overturned	1:29
Sun., June 2	vs. DET	T8	B. Dixon	No Violation	Slide Rule	Confirmed	0:42
Sun., June 9	@ MIA	T3	M. Fried	Out at home	Tag Play	Stands	2:22
Mon., June 10	vs. PIT	B2	D. Swanson	Out at 2nd	Tag Play	Overturned	1:08
Mon., June 10	vs. PIT	B8	F. Freeman	Out at 2nd	Tag Play	Confirmed	0:42
Tues., June 11	vs. PIT	T8	M. Cabrera	Touched 3rd	Touching a Base	Confirmed	1:34
Fri., June 14	vs. PHI	B5	O. Albies	Out at 1st	Force Play	Overturned	1:26
Sat., June 15	vs. PHI	T3	J. Bruce	Safe at home	Tag Play	Overturned	0:44
Wed., June 26	@ CHI	T9	O. Albies	Out at 1st	Force Play	Confirmed	0:40
Fri., June 28	@ NYM	B8	T. Frazier	Safe at 1st	Force Play	Overturned	1:29
Sat., June 29	@ NYM	T1	J. Donaldson	Out at 3rd	Tag Play	Stands	1:59
Fri., July 5	vs. MIA	T3	M. Rojas	Safe at 1st	Force Play	Overturned	1:03
Wed., July 17	@ MIL	T3	R. Acuna	Out at 2nd	Tag Play	Overturned	0:59
Thurs., July 18	vs. WSH	B4	O. Albies	Out at 1st	Force Play	Overturned	2:00
Fri., July 26	@ PHI	T1	R. Acuna	Out at 2nd	Tag Play	Overturned	1:50
Wed., Aug. 7	@ MIN	B6	J. Polanco	Safe at 1st	Tag Play	Stands	1:24
Tues., Aug. 20	vs. MIA	B7	R. Acuña	Foul Ball	Fair/Foul	Stands	1:15
Mon., Aug. 26	@ COL	T4	F. Freeman	Out at home	Tag Play	Stands	2:07
Fri., Aug. 30	vs. CWS	B4	F. Freeman	Out at 2nd	Tag Play	Overturned	0:47
Thurs., Sep. 5	vs. WSH	T9	T. Turner	Safe at 1st	Force Play	Stands	1:29
Fri., Sep. 6	vs. WSH	B6	T. Flowers	Ball; No Hit by Pitch	HBP	Overturned	0:46
Fri., Sep. 6	vs. WSH	B6	B. Hamilton	Out at 2nd	Tag Play	Stands	1:12
Wed., Sep. 11	@ PHI	T8	B. Hamilton	Out at 1st	Tag Play	Confirmed	0:31
Sun., Sep. 15	@ WSH	B3	T. Turner	Safe at 1st	Tag Play	Stands	1:32





# JEREMY WALKER

# 63

## RIGHT-HANDED PITCHER

Full Name: **Jeremy Price Walker**

Bats: **Right**

Throws: **Right**

Height: **6-5**

Weight: **235**

DOB: **June 12, 1995**

Opening Day Age: **24**

Born: **Advance, NC**

Resides: **Advance, NC**

MLB Debut: **July 26, 2019**

MLB Service Time: **0.039**

Acquired: **Braves' fifth-round pick (139th overall) in 2016**

Contract Status: **Signed through 2020**

## 2019

- Made his major league debut and pitched in six total games for Atlanta, compiling a 1.93 ERA (2 ER/9.1 IP) with six strikeouts.
  - Had his contract selected from Triple-A Gwinnett on 7/24 and made his debut two nights later, 7/26 at PHI...Pitched 1.0 scoreless inning in relief.
  - Pitched again the next night, 7/27 at PHI, and tossed another scoreless inning... Struck out Rhys Hoskins leading off the inning for his first major league strikeout.
- Had three total stints with Atlanta, first from 7/24-8/1, again on 8/8, and finally from 9/1 through the end of the season.
  - Was recalled on 8/8 and pitched a season-most 3.1 innings of relief, allowing just one run...Threw 65 pitches and was optioned to Gwinnett following the game.
- Opened the season with Double-A Mississippi before transferring to Gwinnett on 7/5... Combined to go 3-7 with a 2.88 ERA (26 ER/81.1 IP) in 32 games between the two stops, including one start...Logged seven saves.
- Walked just 11 batters in 81.1 minor-league innings, issuing just 1.22 walks per 9.0 innings.
  - His rate of 1.22 walks per 9.0 innings was ninth lowest in all of minor league baseball (minimum 80.0 IP).
- Was a 2019 Southern League Mid-Season All-Star after pitching to a 2.45 ERA (16 ER/58.2 IP) and a 1-6 record in 21 games with Mississippi.

## CAREER HIGHS

Most Innings Pitched

**3.1, 8/8/19, ATL at MIA**

Most Runs

**1, 2x, last: 9/8/19, ATL vs. WSH**

Most Earned Runs

**1, 2x, last: 9/8/19, ATL vs. WSH**

Most Hits Allowed

**5, 8/8/19, ATL at MIA**

Most Home Runs Allowed

**None**

Most Walks

**3, 7/29/19, ATL at WSH**

Most Strikeouts

**3, 9/8/19, ATL vs. WSH**

Longest winning streak

**None**

Longest losing streak

**None**

## 2018

- Combined to go 6-11 with a 3.84 ERA (61 ER/143.0 IP) in 26 starts between High-A Florida and Triple-A Gwinnett.
- Led all Braves MiLB pitchers with 143.0 innings.
- Went 1-2 with an 8.14 ERA (19 ER/21.0 IP) in six starts for Peoria of the Arizona Fall League following the season.

## 2017

- Played his first full professional season with Single-A Rome and went 7-11 with a 3.97 ERA (61 ER/138.1 IP) and 100 strikeouts over 27 starts.
- Ranked in the Top 10 among Atlanta farmhands in innings (5th, 138.1) and wins (T5th, 7).

## 2016

- Made his professional debut with Rookie-Advanced Danville after being a fifth-round selection in the First-Year Player Draft and went 3-3 with a 3.18 ERA (14 ER/39.2 IP) and 39 strikeouts over 13 games (five starts).

## AMATEUR

- Played collegiately at Gardner-Webb University in Boiling Springs, N.C...In three years with the Runnin' Bulldogs, started 30 games and had a 4.23 ERA with 155 strikeouts in 181.0 innings.
  - ▲ In his final collegiate season, posted a career-low 3.77 ERA in 15 starts, striking out 99 batters in 100.1 innings...Tossed three complete games.
  - ▲ Is the second Gardner-Webb product to play in the major leagues, joining catcher Blake Lalli.
- Played high school baseball at Calvary Baptist (NC) School.

## TRANSACTIONS

- Selected by the Atlanta Braves in the fifth round of the 2016 First-Year Player Draft...Signed by Billy Best.

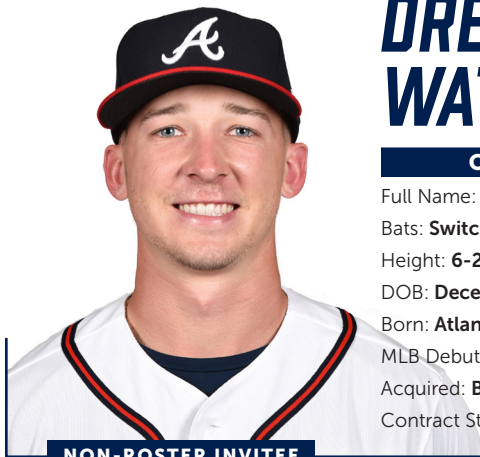
## COMPLETE RECORD

Year	Club	W-L	ERA	G	GS	CG	SHO	SV	IP	H	R	ER	HR	HB	BB	SO	WP	BK
2016	Rome	4-8	3.88	27	24	0	0	0	132.1	105	66	57	13	9	71	128	15	4
2017	Florida	3-9	5.04	19	19	0	0	0	105.1	101	61	59	8	8	42	123	10	0
	Mississippi	3-4	3.18	7	7	1	0	0	39.2	30	19	14	3	2	22	44	3	0
2018	Mississippi	4-6	2.93	16	16	0	0	0	86.0	66	36	28	7	7	36	107	6	0
	Gwinnett	5-0	1.43	8	8	0	0	0	50.1	35	10	8	0	1	17	56	3	0
2019	Atlanta	2-1	4.03	7	5	0	0	0	29.0	18	13	13	1	2	21	32	1	0
	Mississippi	1-6	2.45	21	1	0	0	6	58.2	56	23	16	2	1	5	57	0	0
	Gwinnett	2-1	3.97	11	0	0	0	1	22.2	20	10	10	1	1	6	25	1	0
	Atlanta	0-0	1.93	6	0	0	0	0	9.1	9	2	2	0	0	4	6	0	0
<b>Minor Totals</b>		<b>19-32</b>	<b>3.62</b>	<b>98</b>	<b>59</b>	<b>3</b>	<b>1</b>	<b>7</b>	<b>402.1</b>	<b>426</b>	<b>197</b>	<b>162</b>	<b>22</b>	<b>21</b>	<b>96</b>	<b>320</b>	<b>19</b>	<b>5</b>
<b>Major Totals</b>		<b>0-0</b>	<b>1.93</b>	<b>6</b>	<b>0</b>	<b>0</b>	<b>0</b>	<b>0</b>	<b>9.1</b>	<b>9</b>	<b>2</b>	<b>2</b>	<b>0</b>	<b>0</b>	<b>4</b>	<b>6</b>	<b>0</b>	<b>0</b>

## MAJOR LEAGUE FIELDING RECORD

Position	PCT	G	PO	A	E	TC	DP
Pitcher	1.000	6	0	1	0	1	0





NON-ROSTER INVITEE

# DREW WATERS

81

## OUTFIELDER

Full Name: **Andrew David Waters**Bats: **Switch**Throws: **Right**Height: **6-2**Weight: **185**DOB: **December 30, 1998**Opening Day Age: **21**Born: **Atlanta, GA**Resides: **Woodstock, GA**MLB Debut: **None**MLB Service Time: **0.000**Acquired: **Braves' second-round pick (41st overall) in 2017**Contract Status: **Signed through 2020**

★★★★★★★★★★★★★★★★★★★★★★★★★★★★★★★★★★★★

MLB.COM'S 2020  
TOP 100 PROSPECTS LIST

# 26

★★★★★★★★★★★★★★★★★★★★★★★★★★★★★★★★★★★★

## 2019

- Split the campaign between Double-A Mississippi and Triple-A Gwinnett, hitting .309/.360/.459 (163-for-527) with seven home runs, 52 RBI and 80 runs scored.
  - Led all Atlanta minor leaguers in hits (163), doubles (40), triples (9, tied) and total bases (242)...Also ranked third in extra-base hits (56, tied) and runs (80, tied) and sixth in stolen bases (16).
  - Began the season with Mississippi and played in 108 games with the M-Braves before being transferred to Gwinnett on 8/5, where he finished the season.
- Named the Southern League Most Valuable Player...At 20 years old, became the youngest player to win the award since Delmon Young did so in 2005 as a 19-year-old for the Montgomery Biscuits.
  - Tabbed a Southern League Mid- and Post-Season All-Star...Also won the league's Player of the Week for the period of 6/10-16 (16-for-36, 4 2B, 2 HR, 7 RBI in 9 games).
  - Won the Southern League batting title after hitting .319 (134-for-420), a Mississippi single-season franchise record...The mark was previously held by Ozzie Albies, who hit .315 in 2016.
- Also paced the Southern League in hits (134), doubles (35), triples (9) and extra-base hits (49), while finishing second in slugging percentage (.481) and OPS (.847).
- Had a 30-game on-base streak from 5/23-6/26, the third-longest such streak in M-Braves history...Hit .388 (45-for-116) over the stretch with a .437 on-base percentage.
- Selected by the organization as the Mississippi's co-Player of the Year with OF Cristian Pache... Was also named the M-Braves' Player of the Month for April.
- With Gwinnett, hit .271 (29-for-107) with seven extra-base hits (5 2B, 2 HR) in 26 games...Also scored 17 runs, the most on the team from the time of his promotion through the end of the season.
  - Had three hits in his Triple-A debut on 8/6 at Rochester, going 3-for-5 with one RBI... Had multi-hit games in three of his first four games with the Stripers.
- Finished the campaign ranked by MLB.com as Atlanta's No. 2 prospect.
- Named by *Baseball America* as the "Best Hitter for Average" in the Braves organization.
- After the season, was selected to USA Baseball's Premier12 roster, marking the first opportunity for Team USA to qualify for the Tokyo 2020 Olympic Games...The roster was comprised of 28 players (15 pitchers, 13 position players) not on Major League 40-man rosters.
  - Waters hit one home run, going 1-for-9 (.111).

## 2018

- Combined to bat .293/.343/.476 in 114 games between Single-A Rome and High-A Florida.
  - ▲ Ranked in the Top 10 among Braves prospects in doubles (1st, 39), hits (2nd 135), stolen bases (2nd, 23), OPS (5th, .819), batting average (6th, .293) and slugging percentage (6th, .476).
- Named a South Atlantic League Mid- and Post-Season All-Star with Rome...Ranked fourth in the league in doubles (32, tied) and seventh in extra-base hits (47, tied).
- Was named by the organization as Rome's Player of the Year, and also earned Player of the Month honors for May (.325/.379/.675 in 20 games).
- Garnered South Atlantic League Mid-Season All-Star honors.

## 2017

- Appeared in 50 games between the GCL Braves and Rookie-Advanced Danville, combining to bat .278/.362/.429.
- Ranked 10th among all Atlanta farmhands (min. 175 at-bats) with a .791 OPS.

## AMATEUR

- Was named the Gatorade State Player of the Year in Georgia after batting .510 (53-for-104) with 15 home runs and 13 doubles during his senior season at Etowah High School...Led the Eagles to the first Class AAAAAAA state title in school history.

## TRANSACTIONS

- Selected by the Atlanta Braves in the second round (41st overall) of the 2017 First-Year Player Draft...Signed by Dustin Evans.

## COMPLETE RECORD

Year	Club	AVG	G	AB	R	H	2B	3B	HR	RBI	SH	SF	HP	BB	SO	SB-CS	OBP	SLG	E
2017	GCL Braves	.347	14	49	13	17	3	1	2	10	0	0	2	7	11	2-1	.448	.571	1
	Danville	.255	36	149	20	38	11	1	2	14	0	0	1	16	59	4-2	.331	.383	3
2018	Rome	.303	84	337	58	102	32	6	9	36	0	1	6	21	72	20-5	.353	.513	8
	Florida	.268	30	123	14	33	7	3	0	3	0	1	1	8	33	3-0	.316	.374	0
2019	Mississippi	.319	108	420	63	134	35	9	5	41	0	2	4	28	121	13-6	.366	.481	6
	Gwinnett	.271	26	107	17	29	5	0	2	11	0	1	0	11	43	3-0	.336	.374	2
<b>Minor Totals</b>		<b>.298</b>	<b>298</b>	<b>1185</b>	<b>185</b>	<b>353</b>	<b>93</b>	<b>20</b>	<b>20</b>	<b>115</b>	<b>0</b>	<b>5</b>	<b>14</b>	<b>91</b>	<b>339</b>	<b>45-14</b>	<b>.354</b>	<b>.461</b>	<b>20</b>

## 2019 STARTS BY BATTING ORDER

- 1: Acuña Jr. - 118, Albies - 29, Inciarte - 9, Swanson - 5, Markakis - 1
- 2: Swanson - 65, Albies - 62, Donaldson - 31, Camargo - 2, Hechavarría - 2
- 3: Freeman - 157, Donaldson - 4, Markakis - 1
- 4: Donaldson - 114, Acuña Jr. - 36, Markakis - 8, Duvall - 3, Albies - 1
- 5: Markakis - 98, McCann - 17, Duvall - 13, Joyce - 13, Riley - 8, Camargo - 7, Albies - 2, Hechavarría - 2, Cervelli - 1, Flowers - 1
- 6: Riley - 45, Swanson - 30, Albies - 24, Camargo - 14, Joyce - 12, Duvall - 10, McCann - 9, Culberson - 6, Hechavarría - 5, Inciarte - 4, Flowers - 2, Cervelli - 1
- 7: McCann - 52, Flowers - 30, Albies - 14, Camargo - 13, Inciarte - 12, Riley - 11, Ortega - 7, Cervelli - 6, Swanson - 6, Joyce - 5, Culberson - 3, Hechavarría - 3
- 8: Flowers - 40, Inciarte - 26, Albies - 25, Swanson - 16, Camargo - 11, Ortega - 11, Joyce - 9, Culberson - 6, Hamilton - 6, Jackson - 4, Riley - 4, Hechavarría - 3
- 9: Pitcher - 152, Inciarte - 6, Hamilton - 3, Swanson - 1



# JACOB WEBB

# 64

## RIGHT-HANDED PITCHER

Full Name: **Jacob Lawrence Webb**

Bats: **Right**

Throws: **Right**

Height: **6-2**

Weight: **210**

DOB: **August 15, 1993**

Opening Day Age: **26**

Born: **Riverside, CA**

Resides: **Riverside, CA**

MLB Debut: **April 16, 2019**

MLB Service Time: **0.155**

Acquired: **Braves' 18th-round pick in 2014**

Contract Status: **Signed through 2020**

## 2019

- Spent the majority of the season in Atlanta after making his major league debut in April... Appeared in 36 games for the Braves and went 4-0 with a 1.39 ERA (5 ER/32.1 IP), 28 strikeouts and two saves.
  - Made two stints on the injured list with a right elbow impingement...Was placed on the 10-day IL on 7/13 and was reinstated from the IL and optioned to Triple-A Gwinnett on 8/4...Was recalled from Gwinnett and placed on the 60-day injured list on 8/19, missing the remainder of the season.
- Did not allow an earned run in 30 of his first 33 career games, the most such games in Atlanta franchise history through 33 appearances.
  - Larry Bradford, Hunter Cervenka, Craig Kimbrel and John Rocker are tied for second most with 29.
- Earned his first career win 4/28 vs. COL and earned his first career save the next day, 4/29 vs. SD.
  - Became the second pitcher in Atlanta franchise history to earn his first win and first save in consecutive outings within his first six career appearances, joining Jim Britton, did so 4/19/68 at CIN and 5/9/68 vs. PIT...Webb is the first to do it on consecutive days.
- Became the third Braves pitcher since saves became an official stat in 1969 to record a win, hold and save in his first 11 career games...The first two were Carlos Díaz and Mark Wohlers.
- Opened his career with nine consecutive scoreless games before allowing a run on 5/8 vs. LAD.

## CAREER HIGHS

Most Innings Pitched

**2.0, 3x, last: 6/21/19, ATL at WSH**

Most Runs

**3, 6/2/19, ATL vs. DET**

Most Earned Runs

**2, 5/8/19, ATL at LAD**

Most Hits Allowed

**2, 6x, last: 7/4/19, ATL vs. PHI**

Most Home Runs Allowed

**2, 6/2/19, ATL vs. DET**

Most Walks

**2, 2x, last: 6/12/19, ATL vs. PIT**

Most Strikeouts

**3, 2x, last: 5/8/19, ATL at LAD**

Longest winning streak

**4 games, 4/28/19-present**

Longest losing streak

**None**

- Became the second pitcher in Atlanta history to not allow a run in his first nine outings...LHP Hunter Cervenka set the Atlanta-era record with 15 scoreless appearances in 2016.
- Made his major league debut, 4/16 vs. ARI... Tossed 0.1 innings with one hit and one strikeout...Fanned Ketel Marte for his first strikeout.

- Opened the season with Triple-A Gwinnett and logged a 2.25 ERA (1 ER/4.0 IP) and one save in four games before his recall.
  - ▲ Appeared in 10 total games with the Stripers, going 0-1 with a 6.97 ERA...Made one rehab appearance with the GCL Braves and tossed 1.0 scoreless inning.
- Fanned 31 batters in 13.0 innings of work, and his 21.5 strikeouts per 9.0 innings were most among Atlanta farmhands.
  - ▲ Struck out 12 consecutive batters over four straight 1.0-inning outings from 7/11-24, part of a run in which he struck out 20 of the 25 batters he faced from 7/11-8/11.

## 2018

- Combined to go 3-4 with a 3.15 ERA (19 ER/54.1 IP) and 18 saves over 51 games between Double-A Mississippi and Triple-A Gwinnett.
- Led all Atlanta farmhands with 18 saves, and ranked third in the system (min. 40.0 IP) by allowing just 6.0 hits per 9.0 innings.
- Struck out 69 batters in 54.1 innings (11.4 SO/9.0 IP), and has fanned 205 hitters in 166.1 career minor league innings (11.1 SO/9.0 IP).

## 2017

- Set career highs in wins (5), games (38), innings (65.1) and strikeouts (74) while going 5-2 with a 2.07 ERA (15 ER/65.1 IP) between High-A Florida and Double-A Mississippi.
- Ranked in the Top 10 among Atlanta relief prospects (min. 30.0 IP) in strikeouts (4th, 74), ERA (5th, 2.07) and hits per 9.0 innings (5th, 6.3).

## 2016

- Returned to action after missing the 2015 season and made 14 appearances between Rookie-Advanced Danville and Single-A Rome, combining for a 4.85 ERA (7 ER/13.0 IP).

## 2015

- Missed the season after undergoing "Tommy John" surgery on 4/2, performed by Dr. Xavier Duralde in Atlanta, GA.

## AMATEUR

- Attended Tabor College in Hillsboro, KS for two seasons (2013 and 2014)...Was a NAIA Honorable Mention All-American in 2014.
- Is one of three players to ever be drafted out of Tabor College (Tyson Kendrick, 49th round by Detroit in 2010 and Dustin Hurlbutt, 16th round by Oakland in 2015).

## TRANSACTIONS

- Selected by the Braves in the 18th round of the 2014 First-Year Player Draft...Signed by Terry Tripp.
- On Atlanta's 10-day injured list (right elbow impingement) from July 13 to August 4, 2019; included injury rehabilitation assignments with the GCL Braves and Gwinnett (AAA).
- On Atlanta's 60-day injured list (right elbow impingement) from August 19 through the end of the 2019 season.

## COMPLETE RECORD

Year	Club	W-L	ERA	G	GS	CG	SHO	SV	IP	H	R	ER	HR	HB	BB	SO	WP	BK
2014	GCL Braves	2-1	2.14	11	6	0	0	0	33.2	30	9	8	2	1	8	31	2	0
2015	Injured - Did Not Pitch																	
2016	Danville	0-0	3.18	12	0	0	0	2	11.1	7	4	4	1	0	7	28	0	0
	Rome	0-0	16.20	2	0	0	0	0	1.2	3	3	3	0	0	2	3	1	0
2017	Florida	2-1	1.74	22	0	0	0	2	41.1	29	9	8	1	2	22	48	2	2
	Mississippi	3-1	2.63	16	0	0	0	0	24.0	17	8	7	1	0	14	26	1	2
2018	Mississippi	1-2	3.18	21	0	0	0	7	22.2	16	12	8	4	1	12	35	2	0
	Gwinnett	2-2	3.13	30	0	0	0	11	31.2	20	13	11	3	1	11	34	4	0
2019	Gwinnett	0-1	6.97	10	0	0	0	1	10.1	9	8	8	1	0	9	12	1	0
	Atlanta	4-0	1.39	36	0	0	0	2	32.1	24	10	5	4	1	12	28	3	0
	GCL Braves	0-0	0	1	1	0	0	0	1.0	0	0	0	0	0	0	1	0	0
<b>Minor Totals</b>		<b>10-8</b>	<b>2.89</b>	<b>125</b>	<b>7</b>	<b>0</b>	<b>0</b>	<b>23</b>	<b>177.2</b>	<b>131</b>	<b>66</b>	<b>57</b>	<b>13</b>	<b>5</b>	<b>85</b>	<b>218</b>	<b>13</b>	<b>4</b>
<b>Major Totals</b>		<b>4-0</b>	<b>1.39</b>	<b>36</b>	<b>0</b>	<b>0</b>	<b>0</b>	<b>2</b>	<b>32.1</b>	<b>24</b>	<b>10</b>	<b>5</b>	<b>4</b>	<b>1</b>	<b>12</b>	<b>28</b>	<b>3</b>	<b>0</b>

## MAJOR LEAGUE FIELDING RECORD

Position	PCT	G	PO	A	E	TC	DP
Pitching	1.000	36	0	1	0	1	0



# PATRICK WEIGEL

# 65

## RIGHT-HANDED PITCHER

Full Name: **Patrick Charles Weigel**

Bats: **Right**

Throws: **Right**

Height: **6-6**

Weight: **230**

DOB: **July 8, 1994**

Opening Day Age: **25**

Born: **Thousand Oaks, CA**

Resides: **Buda, TX**

MLB Debut: **None**

MLB Service Time: **0.000**

Acquired: **Braves' seventh-round pick in 2015**

Contract Status: **Signed through 2020**

## 2019

- Was recalled to Atlanta three times, but never appeared in a game and has yet to make his major league debut...Was with the Braves for the first time from 7/19-21, before subsequent recalls from 8/9-13 and on 9/30.
- Made 28 total appearances between Double-A Mississippi and Triple-A Gwinnett in his first full season since undergoing "Tommy John" surgery in June of 2017.
  - Combined to go 6-2 with a 2.73 ERA (24 ER/79.0 IP) in 28 games between the two clubs, including 18 starts...Struck out 71 and allowed just 50 hits.
- Opened the season with Mississippi and went 0-1 with a 1.72 ERA (3 ER/15.2 IP) in seven starts before transferring to the Stripers on 5/13.
- Made 21 total appearances and 11 starts for the Gwinnett, going 6-1 with a 2.98 ERA (21 ER/63.1 IP).
  - Was named by the organization as Gwinnett's Pitcher of the Month for July after going 4-0 with a 1.86 ERA (4 ER/19.1 IP) in six total games.
- In 18 starts between the two clubs, went 3-2 with a 3.20 ERA (21 ER/59.0 IP) and a 1.322 WHIP...In 10 relief appearances, was 3-0 with a 1.35 ERA (3 ER/20.0 IP) and a 0.650 WHIP.

## 2018

- Placed on Gwinnett's disabled list on 4/6 and missed the majority of the season while recovering from "Tommy John" surgery, performed on 6/27/17.
- Made just four rehabilitation appearances (three starts) with the GCL Braves, and tossed 4.0 scoreless innings with two hits and six strikeouts.

- Atlanta selected his contract on 11/20.
- Entered the season tabbed by *Baseball America* as Atlanta's No. 16 prospect and by MLB.com as No. 17.

## 2017

- Made 15 starts on the season between Double-A Mississippi and Triple-A Gwinnett, going 6-2 with a 4.14 ERA (36 ER/78.1 IP) and 68 strikeouts.
- Was placed on the seven-day disabled list on 6/20 (right elbow strain) and missed the remainder of the season.
  - Underwent "Tommy John" surgery on 6/27, performed by Dr. James Andrews in Pensacola, FL.

## 2016

- Named Atlanta's minor league Pitcher of the Year after going 11-6 with a 2.47 ERA (41 ER/149.2 IP).
- Split his second professional season between Single-A Rome and Double-A Mississippi.
- His 11 wins, 149.2 innings and 152 strikeouts each ranked second among all Braves minor leaguers.
- Named to the mid-season South Atlantic League All-Star game and earned MiLB.com Organization All-Star honors.
- Led the Rome staff in wins, starter's ERA, and strikeouts despite receiving a promotion to Double-A Mississippi on 8/20.

## AMATEUR

- Spent one year at the University of Houston, where he made a team-high 23 appearances his junior season...Finished the year at Houston 4-1 with a 3.38 ERA (19 ER/50.2 IP).
- Also played collegiately for Pacific in 2013 and Oxnard College, where he earned Western State Conference second team All-Conference honors, in 2014...Graduated from Saint Bonaventure (Calif.) High School.

## TRANSACTIONS

- Selected by the Atlanta Braves in the seventh round (210th overall) in the 2015 First-Year Player Draft...Signed by Darin Vaughan.

## COMPLETE RECORD

Year	Club	W-L	ERA	G	GS	CG	SHO	SV	IP	H	R	ER	HR	HB	BB	SO	WP	BK
2015	Danville	0-3	4.53	14	14	0	0	0	51.2	53	35	26	2	4	26	49	3	0
2016	Rome	10-4	2.51	22	21	1	1	0	129.0	92	44	36	7	13	47	135	8	1
	Mississippi	1-2	2.18	3	3	0	0	0	20.2	9	6	5	2	4	8	17	3	0
2017	Mississippi	3-0	2.89	7	7	0	0	0	37.1	32	13	12	2	2	11	38	0	0
	Gwinnett	3-2	5.27	8	8	0	0	0	41.0	42	24	24	5	4	17	30	1	0
2018	GCL Braves	0-0	0.00	4	3	0	0	0	4.0	2	0	0	0	0	6	0	0	0
2019	Mississippi	0-1	1.72	7	7	0	0	0	15.2	8	4	3	0	2	9	16	2	1
	Gwinnett	6-1	2.98	21	11	0	0	0	63.1	42	24	21	9	7	32	55	2	0
<b>Minor Totals</b>		<b>23-13</b>	<b>3.15</b>	<b>86</b>	<b>74</b>	<b>1</b>	<b>1</b>	<b>0</b>	<b>362.2</b>	<b>280</b>	<b>150</b>	<b>127</b>	<b>27</b>	<b>36</b>	<b>150</b>	<b>346</b>	<b>19</b>	<b>2</b>

## 2019 STARTING PITCHER STATS

The Braves used 11 starting pitchers in 2019, two fewer than they used the previous season... Overall, the starters went 60-46 (.566), matching last year's record...They finished tied for the seventh-best record in the majors and the third best in the National League...Their 4.20 ERA and 873.0 innings tossed ranked seventh and eighth in the N.L. respectively.

Pitcher	Starts	Quality Starts	W-L	Team Record*	IP(Avg)	Run Support^
Julio Teheran	33	15	10-11	19-14	174.2 (5.1)	82 (2.6)
Max Fried	30	14	17-6	22-8	160.1 (5.2)	138 (4.9)
Mike Soroka	29	18	13-4	19-10	174.2 (6.0)	103 (4.0)
Mike Foltynewicz	21	8	8-6	13-8	117.0 (5.2)	79 (3.6)
Dallas Keuchel	19	12	8-8	10-9	112.2 (6.0)	45 (2.5)
Kevin Gausman	16	6	3-7	8-8	80.0 (5.0)	41 (2.6)
Sean Newcomb	4	1	0-0	3-1	15.0 (3.2)	13 (3.3)
Kyle Wright	4	1	0-3	0-4	16.2 (4.1)	5 (1.3)
Bryse Wilson	4	1	1-1	1-3	17.2 (4.2)	19 (4.8)
Josh Tomlin	1	0	0-0	1-0	3.0 (3.0)	0 (0.0)
Touki Toussaint	1	0	0-0	1-0	1.1 (1.1)	0 (0.0)
<b>Team Totals</b>	<b>162</b>	<b>76</b>	<b>60-46</b>	<b>97-65</b>	<b>873.0 (5.1)</b>	<b>525 (3.2)</b>

\*Braves record in his starts; ^Runs scored while he is in the game (avg.)





# BRYSE WILSON

# 46

## RIGHT-HANDED PITCHER

Full Name: **Bryse Everett Wilson**

Bats: **Right**

Throws: **Right**

Height: **6-2**

Weight: **225**

DOB: **December 20, 1997**

Opening Day Age: **22**

Born: **Durham, NC**

Resides: **Hillsborough, NC**

MLB Debut: **August 20, 2018**

MLB Service Time: **0.087**

Acquired: **Braves' fourth-round pick (109th overall) in 2016**

Contract Status: **Signed through 2020**

## 2019

- Made his first Opening Day roster and appeared in six total games for Atlanta...Went 1-1 with a 7.20 ERA (16 ER/20.0 IP) and 16 strikeouts in six games, including four starts.
- Started Atlanta's second game of the season, 3/30 at Philadelphia.
  - The Braves pitched RH Julio Teheran on Opening Day, followed by Wilson and fellow rookie RH Kyle Wright in games two and three...2019 marked the first time since 1905 that the Braves had two (or more) rookie starting pitchers in the first three games of the season.
  - RH Dick Harley started game two in 1905, while LH Irv Young made the first of his 42 starts that season in game three.
  - Following those starts on Opening Weekend, Wilson and Wright made just 11 more appearances for the Braves on the season, including six starts.
- Made seven total stints with Atlanta...Was with the Braves from Opening Day through 4/3, and again from 4/21-26, 6/27-7/3, 7/16-18, 8/16-19, a single day on 9/3, and finally from 9/13 through the end of the season.
- Was optioned to Gwinnett on 4/3 and made 21 total starts for the Stripers.
  - Tied for the Gwinnett lead in starts and paced the starting staff in ERA and strikeouts...Ranked second on the staff with 10 wins, which also tied for second most among all Atlanta farmhands.
  - Was named a Triple-A All-Star by *Baseball America*.
- Won each of his last six starts with Gwinnett, going 6-0 with a 0.90 ERA (4 ER/40.0 IP).

## CAREER HIGHS

Most Innings Pitched  
**6.0, 7/3/19, ATL vs. PHI**

Most Runs Allowed  
**6, 6/27/19, ATL at CHC**

Most Earned Runs Allowed  
**4, 3x, last: 7/16/19, ATL at MIL**

Most Hits Allowed  
**6, 2x, last: 7/16/19, ATL at MIL**

Most Home Runs Allowed  
**1, 5x, last: 9/3/19, ATL vs. TOR**

Most Walks  
**4, 3/30/19, ATL at PHI**

Most Strikeouts  
**6, 6/27/19, ATL at CHC**

Longest Winning Streak  
**2 games, 8/20/18-7/3/19**

Longest Losing Streak  
**1 game, 7/16/19-present**

- Entered 2020 rated by *Baseball America* as Atlanta's No. 6 prospect.

## 2018

- Atlanta selected his contract on 8/20 and he made his major league debut that night at Pittsburgh...Tossed 5.0 shutout innings as the Braves beat the Pirates, 1-0.

- At 20 years, 243 days old, became the youngest starter in major league history to win 1-0 in his MLB debut.
- Became the fourth Atlanta starter to win his MLB debut last season, joining Kolby Allard, Mike Soroka and Touki Toussaint... The Braves became just the second team in the last 110 seasons to have four different starters win their major league debut in the same season...The 2009 Baltimore Orioles had five such pitchers.

- Debuted at 20 years, 243 days old, and was the youngest pitcher in the majors at the time... Became the eighth-youngest Braves pitcher to start his debut in the last 110 seasons, and the youngest since RHP Julio Teheran debuted at 20 years, 100 days on 5/7/11.
- Pitched at three different levels of the Braves minor league system, combining to go 8-5 with a 3.44 ERA (48 ER/125.2 IP) and 143 strikeouts between High-A Florida, Double-A Mississippi and Triple-A Gwinnett.
  - Ranked in the Top 10 among Atlanta's starting farmhands in strikeout-to-walk ratio (1st, 3.97), strikeouts (2nd, 143) wins (T5th, 8), innings pitched (7th, 125.2) and ERA (8th, 3.44).
- Ranked by *Baseball America* as Atlanta's No. 12 prospect and MLB.com's No. 13 entering the season

## 2017

- Named by the organization as Rome's Pitcher of the Year...Went 10-7 with a 2.50 ERA (38 ER/137.0 IP), one shutout and 139 strikeouts over 26 starts.
- Paced all Atlanta starting pitcher farmhands in starter's ERA (min. 75.0 IP), and ranked in the Top 10 in wins (2nd, 10), strikeouts (5th, 139) and innings (6th, 137.0), while ranking fifth in strikeout-to-walk ratio (3.76) and tied for ninth in hits per 9.0 innings (6.9) among prospects with at least 30.0 innings.
- Earned South Atlantic League Mid- and Post-Season All-Star honors.
- Was named SAL Pitcher of the Week on 7/9 after tossing a five-hit, 9.0-inning shutout on 7/8.
- Entered the season tabbed by *Baseball America* as Atlanta's No. 25 prospect.

## AMATEUR

- Attended Orange High School in Hillsborough, N.C...Went 33-4 in his high school career, including 10-2 as a senior, a year that included him throwing six shutouts, three no-hitters, and a perfect game.
- Was committed to play collegiately at the University of North Carolina.

## TRANSACTIONS

- Selected by the Atlanta Braves in the fourth round (109th overall) of the 2016 First-Year Player Draft...Signed by Billy Best.

## COMPLETE RECORD

Year	Club	W-L	ERA	G	GS	CG	SHO	SV	IP	H	R	ER	HR	HB	BB	SO	WP	BK
2016	GCL Braves	1-1	0.68	9	6	0	0	0	26.2	16	4	2	0	0	8	29	0	0
2017	Rome	10-7	2.50	26	26	1	1	0	137.0	105	45	38	8	6	37	139	6	0
2018	Florida	2-0	0.34	5	5	0	0	0	26.2	16	4	1	0	1	7	26	0	0
	Mississippi	3-5	3.97	15	15	0	0	0	77.0	77	40	34	3	4	26	89	0	0
	Gwinnett	3-0	5.32	5	3	0	0	0	22.0	20	13	13	6	0	3	28	0	0
2019	Atlanta	1-0	6.43	3	1	0	0	0	7.0	8	5	5	0	0	6	6	0	0
	Atlanta	1-1	7.20	6	4	0	0	0	20.0	26	18	16	5	0	10	16	1	0
	Gwinnett	10-7	3.42	21	21	0	0	0	121.0	120	59	46	12	3	26	118	2	1
<b>Minor Totals</b>		<b>29-20</b>	<b>2.94</b>	<b>81</b>	<b>76</b>	<b>1</b>	<b>1</b>	<b>0</b>	<b>410.1</b>	<b>354</b>	<b>165</b>	<b>134</b>	<b>29</b>	<b>14</b>	<b>107</b>	<b>429</b>	<b>8</b>	<b>1</b>
<b>Major Totals</b>		<b>2-1</b>	<b>7.00</b>	<b>9</b>	<b>5</b>	<b>0</b>	<b>0</b>	<b>0</b>	<b>27.0</b>	<b>34</b>	<b>23</b>	<b>21</b>	<b>5</b>	<b>0</b>	<b>16</b>	<b>22</b>	<b>1</b>	<b>0</b>

## MAJOR LEAGUE FIELDING RECORD

Position	PCT	G	PO	A	E	TC	DP
Pitching	1.000	9	0	4	0	4	0

## MAJOR LEAGUE BATTING RECORD

Year	Club	AVG	G	AB	R	H	2B	3B	HR	RBI	SH	SF	HP	BB	SO	SB	CS	E
2019	Atlanta	.222	6	9	0	2	0	0	0	0	0	0	0	0	6	0	0	0
<b>Major Totals</b>		<b>.182</b>	<b>9</b>	<b>11</b>	<b>0</b>	<b>2</b>	<b>0</b>	<b>0</b>	<b>0</b>	<b>0</b>	<b>0</b>	<b>0</b>	<b>0</b>	<b>0</b>	<b>6</b>	<b>0</b>	<b>0</b>	<b>0</b>

# KYLE WRIGHT

# 30



## RIGHT-HANDED PITCHER

Full Name: **Kyle Hardy Wright**

Bats: **Right**

Throws: **Right**

Height: **6-4**

Weight: **215**

DOB: **October 2, 1995**

Opening Day Age: **24**

Born: **Huntsville, AL**

Resides: **Huntsville, AL**

MLB Debut: **September 4, 2018** MLB Service Time: **0.076**

Acquired: **Braves' first-round pick (fifth overall) in 2017**

Contract Status: **Signed through 2020**

\*\*\*\*\*

**MLB.COM'S 2020  
TOP 100 PROSPECTS LIST**

**# 52**

\*\*\*\*\*

## 2019

- Made his first Opening Day roster and appeared in seven total games for Atlanta...Pitched to an 0-3 record with an 8.69 ERA (19 ER/19.2 IP) and 18 strikeouts in seven games (four starts).
- Started Atlanta's third game of the season, 3/31 at Philadelphia.
  - The Braves pitched RH Julio Teheran on Opening Day, followed by rookies RH Bryse Wilson and RH Kyle Wright in games two and three...2019 marked the first time since 1905 that the Braves had two (or more) rookie starting pitchers in the first three games of the season.
  - RH Dick Harley started game two in 1905, while LH Irv Young made the first of his 42 starts that season in game three.
  - Wright, who appeared in four games out of the bullpen in 2018, became the first Braves pitcher to make his first career start in the first three games of a season since LHP Horacio Ramirez in 2003.
  - Following those starts on Opening Weekend, Wilson and Wright made just 11 more appearances for the Braves on the season, including six starts.
- Atlanta beat San Francisco, 8-1, on 9/21...Wright pitched 1.0 inning of relief in the win, his 11th career appearance.
  - That day marked Atlanta's first win in a game in which Wright pitched.

## CAREER HIGHS

Most Innings Pitched

**6.0, 4/6/19, ATL vs. MIA**

Most Runs Allowed

**7, 7/18/19, ATL vs. WSH**

Most Earned Runs Allowed

**7, 7/18/19, ATL vs. WSH**

Most Hits Allowed

**8, 4/12/19, ATL vs. NYM**

Most Home Runs Allowed

**2, 2x, last: 4/6/19, ATL vs. MIA**

Most Walks

**5, 3/31/19, ATL at PHI**

Most Strikeouts

**4, 2x, last: 4/6/19, ATL vs. MIA**

Longest Winning Streak

**None**

Longest Losing Streak

**3 games, 3/31/19-present**

- The Braves lost each of the first 10 games in which he pitched, the longest such streak of losses to start a player's career since Atlanta lost each of the first 12 games in which Dan Winkler pitched from 9/21/15-9/8/17.
- Made 21 starts for Gwinnett, going 11-4 with a 4.17 ERA (52 ER/112.1 IP) and 116 strikeouts.
  - His 11 wins paced all Atlanta farmhands, and he ranked tied for ninth in strikeouts.

- Over his final 12 starts for the Stripers, from 6/28 through the end of the season, went 7-0 and compiled a 2.61 ERA (18 ER/62.0 IP)...In his first 11 games for Gwinnett, went 4-4 with a 6.08 ERA.

## 2018

- Made his major league debut and pitched to a 4.50 ERA (3 ER/6.0 IP) in four appearances with Atlanta.
- Atlanta selected his contract from Triple-A, 9/1, for his first stint on the active roster.
  - ▲ Made his major league debut 9/4 vs. BOS and tossed 2.0 scoreless innings with a pair of strikeouts...Fanned the first batter he faced, Jackie Bradley Jr., on five pitches for his first career strikeout.
- Became the first player from the 2017 draft class to reach the majors.
  - ▲ The last Braves player to make the majors the year after he was drafted was LHP Alex Wood, who debuted in 2013 after club selected him in the second round of the 2012 First-Year Player Draft.
- Appeared in 27 games in the minors between Double-A Mississippi and Triple-A Gwinnett, combining to go 8-9 with a 3.46 ERA (53 ER/138.0 IP)...Went 6-8 with a 3.70 ERA in 20 starts for Mississippi and was 2-1 with a 2.51 ERA in seven games with Gwinnett before his selection.

- Selected to the U.S. Team for the SiriusXM All-Star Futures Game and tossed 1.0 scoreless inning of relief.
- Entered 2018 tabbed by MLB.com as the No. 30 prospect in the minors, and as Atlanta's second-best farmhand.

## 2017

- Made his professional debut with rookie-level GCL Braves and High-A Florida, going a combined 0-1 with a 2.65 ERA in nine games, all starts...Fanned 18 while walking six.
- Started his organizational debut on 7/17 vs. GCL Yankees West, going 1.2 innings and allowing one run while striking out three...Pitched twice more for the GCL club, tossing 4.0 scoreless innings.

## AMATEUR

- Pitched three years for Vanderbilt University, and in 61 career games, 35 starts, went 19-11 with a 2.78 ERA (79 ER/255.1 IP) and 290 strikeouts.
- Named first team All-SEC by the league's coaches and a Second Team All-America by *Baseball America* after going 5-6 with a 3.40 ERA (39 ER/103.1 IP) over 16 starts in 2017.
- Lettered four years in baseball and one in track at Buckhorn (AL) High School...His dad, Roger, was his baseball coach.

## TRANSACTIONS

- Selected by the Atlanta Braves in the first round (fifth overall) of the 2017 First-Year Player Draft... Signed by Dustin Evans.

## COMPLETE RECORD

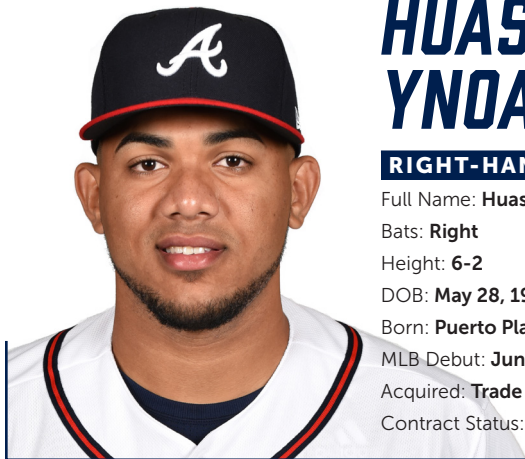
Year	Club	W-L	ERA	G	GS	CG	SHO	SV	IP	H	R	ER	HR	HB	BB	SO	WP	BK
2017	GCL Braves	0-0	1.59	3	3	0	0	0	5.2	3	1	1	0	0	2	0	1	0
	Florida	0-1	3.18	6	6	0	0	0	11.1	8	4	4	0	1	4	0	0	0
2018	Mississippi	6-8	3.70	20	20	0	0	0	109.1	103	51	45	6	0	43	105	15	0
	Gwinnett	2-1	2.51	7	4	0	0	0	28.2	15	9	8	2	1	8	28	4	0
2019	Atlanta	0-0	4.50	4	0	0	0	0	6.0	4	3	3	2	0	6	5	0	0
	Gwinnett	0-3	8.69	7	4	0	0	0	19.2	24	19	19	4	1	13	18	2	0
<b>Minor Totals</b>		<b>19-14</b>	<b>3.70</b>	<b>57</b>	<b>54</b>	<b>0</b>	<b>0</b>	<b>0</b>	<b>267.1</b>	<b>236</b>	<b>120</b>	<b>110</b>	<b>21</b>	<b>14</b>	<b>92</b>	<b>267</b>	<b>26</b>	<b>1</b>
<b>Major Totals</b>		<b>0-3</b>	<b>7.71</b>	<b>11</b>	<b>4</b>	<b>0</b>	<b>0</b>	<b>0</b>	<b>25.2</b>	<b>28</b>	<b>22</b>	<b>22</b>	<b>6</b>	<b>1</b>	<b>19</b>	<b>23</b>	<b>2</b>	<b>0</b>

## MAJOR LEAGUE FIELDING RECORD

Position	PCT	G	PO	A	E	TC	DP
Pitcher	1.000	11	2	1	0	3	0

## MAJOR LEAGUE BATTING RECORD

2019	Atlanta	.000	7	6	0	0	0	0	0	0	0	0	0	0	4	0	0	0
<b>Major Totals</b>		<b>.000</b>	<b>11</b>	<b>6</b>	<b>0</b>	<b>0</b>	<b>0</b>	<b>0</b>	<b>0</b>	<b>0</b>	<b>0</b>	<b>0</b>	<b>0</b>	<b>0</b>	<b>4</b>	<b>0</b>	<b>0</b>	<b>0</b>



# HUASCAR YNOA

# 66

## RIGHT-HANDED PITCHER

Full Name: **Huascar José Ynoa**

Bats: **Right**

Throws: **Right**

Height: **6-2**

Weight: **220**

DOB: **May 28, 1998**

Opening Day Age: **21**

Born: **Puerto Plata, DR**

Resides: **Puerto Plata, DR**

MLB Debut: **June 16, 2019**

MLB Service Time: **0.008**

Acquired: **Trade with Minnesota, July 24, 2017**

Contract Status: **Signed through 2020**

## 2019

- Made his major league debut and appeared in two games with Atlanta, pitching to an 18.00 ERA (6 ER/3.0 IP) and striking out three.

**A** Was recalled from Triple-A Gwinnett on 6/15 and made his debut the next day vs. Philadelphia, pitching 2.0 scoreless innings...Struck out Rhys Hoskins for his first major league strikeout.

- Pitched in 26 games, including 17 starts, across three levels of the minors, appearing with High-A Florida, Double-A Mississippi and Triple-A Gwinnett.

**A** Combined to go 4-8 with a 5.09 ERA (55 ER/97.1 IP) between the three levels, striking out 110 over 97.1 innings.

- Opened the season with the Fire Frogs before transferring to Mississippi on 4/19...Was promoted to Gwinnett on 5/13.

## 2018

- Combined to go 8-12 with a 4.56 ERA (59 ER/116.1 IP) in 24 starts between Single-A Rome and High-A Florida.
- Ranked in the Top 10 among Atlanta farmhands in wins (T5th, 8) and strikeouts (6th, 131).
- Entered the year tabbed by *Baseball America* as Atlanta's No. 25 prospect.
- Had his contract selected by Atlanta on 11/20.

## 2017

- Made 13 starts in the Appalachian League across two different organizations, combining to go 0-4 with a 5.26 ERA (30 ER/51.1 IP) and 50 strikeouts between Elizabethton of the Twins system and Danville of the Braves.

## CAREER HIGHS

Most Innings Pitched

**2.0, 6/16/19, ATL vs. PHI**

Most Runs

**6, 7/16/19, ATL at MIL**

Most Earned Runs

**6, 7/16/19, ATL at MIL**

Most Hits Allowed

**5, 7/16/19, ATL at MIL**

Most Home Runs Allowed

**1, 7/16/19, ATL at MIL**

Most Walks

**1, 7/16/19, ATL at MIL**

Most Strikeouts

**2, 6/16/19, ATL vs. PHI**

Longest winning streak

**None**

Longest losing streak

**None**

- Acquired by Atlanta from the Twins on 7/24 in exchange for LHP Jaime García, C Anthony Recker and cash considerations.
- Was rated as Minnesota's No. 22 prospect at the time he was acquired.
- Completed exactly 25.2 innings and allowed 15 earned runs with each organization.

# TRANSACTIONS

- Signed by the Minnesota Twins as a non-drafted free agent on July 2, 2014... Signed by Fred Guerrero.

- Acquired by the Braves from the Minnesota Twins in exchange for LHP Jaime Garcia, C Anthony Recker and cash considerations on July 24, 2017.

## COMPLETE RECORD

Year	Club	W-L	ERA	G	GS	CG	SHO	SV	IP	H	R	ER	HR	HB	BB	SO	WP	BK
2019	Florida	0-1	3.27	3	3	0	0	0	11.0	10	4	4	0	2	6	16	2	2
	Mississippi	1-2	5.27	6	0	0	0	1	13.2	17	8	8	2	0	5	15	2	1
	Gwinnett	3-5	5.33	17	14	0	0	0	72.2	80	47	43	14	4	34	79	3	3
	Atlanta	0-0	18	2	0	0	0	0	3.0	6	6	6	1	0	1	3	0	0
<b>Minor Totals</b>		<b>17-34</b>	<b>4.32</b>	<b>88</b>	<b>79</b>	<b>0</b>	<b>0</b>	<b>1</b>	<b>372.2</b>	<b>348</b>	<b>211</b>	<b>179</b>	<b>28</b>	<b>25</b>	<b>170</b>	<b>389</b>	<b>33</b>	<b>11</b>
<b>Major Totals</b>		<b>0-0</b>	<b>18</b>	<b>2</b>	<b>0</b>	<b>0</b>	<b>0</b>	<b>0</b>	<b>3.0</b>	<b>6</b>	<b>6</b>	<b>6</b>	<b>1</b>	<b>0</b>	<b>1</b>	<b>3</b>	<b>0</b>	<b>0</b>

## MAJOR LEAGUE FIELDING RECORD

Position	PCT	G	PO	A	E	TC	DP
Pitcher	1.000	2	1	1	0	2	0



# SEASON IN REVIEW



# 2019 FINAL STANDINGS

## N.L. EAST

	W	L	PCT.	GB
*Atlanta	97	65	.599	-
+Washington	93	69	.574	4.0
New York	86	76	.531	11.0
Philadelphia	81	81	.500	16.0
Miami	57	105	.352	40.0

## N.L. CENTRAL

	W	L	PCT.	GB
*St. Louis	91	71	.562	-
+Milwaukee	89	73	.549	2.0
Chicago	84	78	.519	7.0
Cincinnati	75	87	.463	16.0
Pittsburgh	69	93	.426	22.0

## N.L. WEST

	W	L	PCT.	GB
*Los Angeles	106	56	.654	-
Arizona	85	77	.525	21.0
San Francisco	77	85	.475	29.0
Colorado	71	91	.438	35.0
San Diego	70	92	.432	36.0

## A.L. EAST

	W	L	PCT.	GB
*New York	103	59	.636	-
+Tampa Bay	96	66	.593	7.0
Boston	84	78	.519	19.0
Toronto	67	95	.414	36.0
Baltimore	54	108	.333	49.0

## A.L. CENTRAL

	W	L	PCT.	GB
*Minnesota	101	61	.623	-
Cleveland	93	69	.574	8.0
Chicago	72	89	.447	28.5
Kansas City	59	103	.364	42.0
Detroit	47	114	.292	53.5

## A.L. WEST

	W	L	PCT.	GB
*Houston	107	55	.660	-
+Oakland	97	65	.599	10.0
Texas	78	84	.481	29.0
Los Angeles	72	90	.444	35.0
Seattle	68	94	.420	39.0

\*Division winner +Wild Card winner





# 2019 DAY-BY-DAY

Date	Opp.	H/R D/N	Time/ Result	Winner-Loser-Save	Attendance	W-L	Position	GA GB
3/28	at PHI	R-D	L, 10-4	Nola-Teheran-None	44,469	0-1	T-3rd	-1.0
3/29	OPEN DATE							
3/30	at PHI	R-D	L, 8-6	Morgan-Parsons-None	44,597	0-2	T-4th	-2.0
3/31	at PHI	R-N	L, 5-1	Arrieta-Wright-None	41,410	0-3	5th	-3.0
4/1	CHI	H-N	W, 8-0	Parsons-Hendricks-None	<b>41,912</b>	1-3	5th	-2.5
4/2	OPEN DATE							
4/3	CHI	H-N	W, 6-4	Jackson-Cishek-Vizcaino	37,398	2-3	T-3rd	-2.5
4/4	CHI	H-N	W, 9-4	Fried-Darvish-None	33,815	3-3	T-3rd	-1.5
4/5	MIA	H-N	W, 4-0	Gausman-López-None	29,218	4-3	3rd	-1.5
4/6	MIA	H-N	L, 4-2	Romo-Minter-Conley	35,618	4-4	3rd	-2.0
4/7	MIA	H-D	W, 4-3	Vizcaino-Conley-None	32,551	5-4	3rd	-1.5
4/8	at COL	R-N	W, 8-6	Teheran-Freeland-Minter	25,199	6-4	3rd	-1.5
4/9	at COL	R-N	W, 7-1	Fried-Márquez-None	26,124	7-4	2nd	-0.5
4/10	at COL	R-D	PPD - Inclement Weather (rescheduled for 8/26)				T-1st	
4/11	NYM	H-N	L, 6-3	Matz-Gausman-Díaz	24,015	7-5	3rd	-1.0
4/12	NYM	H-N	L, 6-2	Wheeler-Wright-None	33,334	7-6	3rd	-2.0
4/13	NYM	H-N	W, 11-7	Toussaint-Oswalt-None	<b>40,117</b>	8-6	3rd	-1.0
4/14	NYM	H-N	W, 7-3*	Teheran-deGrom-None	23,385	9-6	2nd	-0.5
4/15	OPEN DATE							
4/16	ARI	H-N	L, 9-6	Hirano-Minter-Holland	22,407	9-7	3rd	-1.0
4/17	ARI	H-N	L, 3-2 (10)	Bradley-Biddle-Holland	22,356	9-8	3rd	-2.0
4/18	ARI	H-D	L, 4-1	Weaver-Soroka-Hirano	24,193	9-9	4th	-2.0
4/19	at CLE	R-N	PPD - Inclement Weather (rescheduled for 4/20)				T-3rd	-1.5
4/20	at CLE	R-D	L, 8-4	Kluber-Teheran-None		9-10		
	at CLE	R-N	W, 8-7	Jackson-Cimber-Minter	23,035	10-10	3rd	-2.0
4/21	at CLE	R-N	W, 11-5	Fried-Bieber-None	16,039	11-10	3rd	-0.5
4/22	OPEN DATE							
4/23	at CIN	R-N	L, 7-6	Stephenson-Gausman-Iglesias	12,789	11-11	3rd	-1.5
4/24	at CIN	R-N	W, 3-1	Soroka-Roark-Minter	12,949	12-11	3rd	-0.5
4/25	at CIN	R-N	L, 4-2*	Castillo-Teheran-Iglesias	14,792	12-12	3rd	-1.0
4/26	COL	H-N	L, 8-4	Senzatela-Fried-Davis	<b>40,282</b>	12-13	3rd	-1.5
4/27	COL	H-N	L, 9-5	Shaw-Minter-None	38,243	12-14	3rd	-2.5
4/28	COL	H-D	W, 8-7	Webb-Oh-Jackson	33,919	13-14	3rd	-2.5
4/29	SD	H-N	W, 3-1	Soroka-Margevicius-Webb	19,353	14-14	T-2nd	-2.0
4/30	SD	H-N	L, 4-3	Paddock-Teheran-Yates	18,626	14-15	3rd	-2.0
<b>MARCH/APRIL TOTALS</b>				<b>551,865 (30,659 average in 18 dates)</b>		<b>14-15</b>		
5/1	SD	H-N	W, 5-1	Fried-Quantrill-None	20,394	15-15	T-2nd	-2.0
5/2	SD	H-D	L, 11-2	Straham-Foltynewicz-None	23,746	15-16	3rd	-2.5
5/3	at MIA	R-N	W, 7-2	Toussaint-Ureña-None	7,198	16-16	T-2nd	-2.5
5/4	at MIA	R-N	W, 9-2	Soroka-Anderson-None	10,229	17-16	2nd	-1.5
5/5	at MIA	R-D	W, 3-1 (10)	Tomlin-Guerrero-Jackson	11,885	18-16	2nd	-1.5
5/6	at LAD	R-N	L, 5-3	Buehler-Gausman-Urías	43,393	18-17	2nd	-1.5
5/7	at LAD	R-N	L, 9-0	RYU-Fried-None	47,337	18-18	2nd	-2.5
5/8	at LAD	R-N	L, 9-4	Kershaw-Foltynewicz-None	53,707	18-19	2nd	-3.5
5/9	at ARI	R-N	L, 3-2 (10)	Duplantier-Minter-None	17,751	18-20	2nd	-4.0
5/10	at ARI	R-N	W, 2-1	Winkler-Lopez-Jackson	21,932	19-20	2nd	-3.0
5/11	at ARI	R-N	W, 6-4	Gausman-Kelly-Venters	33,168	20-20	2nd	-3.0
5/12	at ARI	R-D	W, 5-3	Fried-Godley-Jackson	27,460	21-20	2nd	-3.0
5/13	OPEN DATE							
5/14	STL	H-N	L, 14-3	Flaherty-Foltynewicz-None	23,718	21-21	T-2nd	-3.5
5/15	STL	H-N	W, 4-0	Soroka-Wacha-Jackson	23,367	22-21	2nd	-2.5
5/16	STL	H-N	W, 10-2	Teheran-Wainwright-None	28,783	23-21	2nd	-1.5
5/17	MIL	H-N	W, 12-8	Fried-Chacin-Jackson	36,222	24-21	2nd	-1.5
5/18	MIL	H-N	W, 4-3 (10)	Webb-Hader-None	39,121	25-21	2nd	-1.5
5/19	MIL	H-D	L, 3-2 (10)	Hader-Parsons-None	36,548	25-22	2nd	-2.5
5/20	at SF	R-N	W, 4-1	Soroka-Suárez-Newcomb	29,815	26-22	2nd	-2.5
5/21	at SF	R-N	L, 4-3	Jackson-Gott-None	28,030	26-23	2nd	-2.5
5/22	at SF	R-N	W, 9-2	Fried-Samardzija-None	31,402	27-23	2nd	-1.5
5/23	at SF	R-D	W, 5-4 (13)	Jackson-Moronta-None	32,463	28-23	2nd	-1.5
5/24	at STL	R-N	W, 5-2	Foltynewicz-Mikolas-None	44,630	29-23	2nd	-1.5
5/25	at STL	R-N	L, 6-3	Winkler-Miller-Hicks	45,760	29-24	2nd	-2.5
5/26	at STL	R-N	W, 4-3 (10)	Webb-Webb-Jackson	45,152	30-24	2nd	-1.5
5/27	OPEN DATE							
5/28	WSH	H-N	L, 5-4	Strasburg-Fried-Doolittle	27,573	30-25	2nd	-2.5
5/29	WSH	H-N	L, 14-4	Sánchez-Gausman-McGowin	37,726	30-26	2nd	-3.5
5/30	OPEN DATE							
5/31	DET	H-N	L, 8-2	Turnbull-Foltynewicz-None	35,524	30-27	2nd	-3.0
<b>MAY TOTALS</b>				<b>332,722 (30,247 average in 11 dates)</b>		<b>16-12</b>		

Date	Opp.	H/R D/N	Time/ Result	Winner-Loser-Save	Attendance	W-L	Position	GA GB
6/1	DET	H-D	W, 10-5	Soroka-Norris-Jackson	37,108	31-27	2nd	-2.0
6/2	DET	H-D	W, 7-4	Toussaint-Jiménez-None	28,978	32-27	2nd	-1.0
6/3	OPEN DATE							
6/4	at PIT	R-N	W, 12-5	Winkler-Crick-None	13,963	33-27	2nd	-0.5
6/5	at PIT	R-N	L, 7-4*	Musgrove-Gausman-None	13,904	33-28	2nd	-1.5
6/6	at PIT	R-D	L, 6-1	Archer-Foltynewicz-Vázquez	18,232	33-29	2nd	-2.0
6/7	at MIA	R-N	W, 7-1	Soroka-Ureña-None	8,589	34-29	2nd	-2.0
6/8	at MIA	R-D	W, 1-0	Teheran-Richards-Jackson	9,771	35-29	2nd	-2.0
6/9	at MIA	R-D	W, 7-6 (12)	Winkler-Conley-Tomlin	10,959	36-29	2nd	-1.0
6/10	PIT	H-N	W, 13-7	Newcomb-McRae-Webb	21,822	37-29	T-1st	--
6/11	PIT	H-N	W, 7-5 (8)*	Toussaint-Archer-Swarzak	31,305	38-29	T-1st	--
6/12	PIT	H-N	W, 8-7 (11)*	Webb-Feliz-None	24,428	39-29	1st	+1.0
6/13	PIT	H-D	W, 6-5	Teheran-Musgrove-Jackson	35,108	40-29	1st	+1.5
6/14	PHI	H-N	W, 9-8	Blevins-Velasquez-None	<b>41,975</b>	41-29	1st	+2.5
6/15	PHI	H-N	L, 6-5	Ramos-Jackson-Neris	<b>43,593</b>	41-30	1st	+1.5
6/16	PHI	H-D	W, 15-1	Foltynewicz-Velasquez-None	<b>40,855</b>	42-30	1st	+2.5
6/17	NYM	H-N	W, 12-3*	Soroka-Wheeler-None	24,660	43-30	1st	+3.0
6/18	NYM	H-N	L, 10-2*	deGrom-Teheran-None	24,971	43-31	1st	+2.5
6/19	NYM	H-N	W, 7-2	Fried-Matz-None	37,104	44-31	1st	+4.0
6/20	OPEN DATE							
6/21	at WSH	R-N	L, 4-3	Strasburg-Keuchel-Suero	34,212	44-32	1st	+4.5
6/22	at WSH	R-N	W, 13-9	Minter-Ross-None	37,492	45-32	1st	+5.5
6/23	at WSH	R-D	W, 4-3 (10)	Minter-Rainey-Jackson	34,256	46-32	1st	+6.5
6/24	at CHI	R-N	L, 8-3	Lester-Teheran-None	37,603	46-33	1st	+5.5
6/25	at CHI	R-N	W, 3-2	Fried-Montgomery-Jackson	37,333	47-33	1st	+5.5
6/26	at CHI	R-N	W, 5-3*	Keuchel-Darvish-Minter	38,017	48-33	1st	+5.5
6/27	at CHI	R-D	L, 9-7	Chatwood-Tomlin-Kimbrel	39,823	48-34	1st	+4.5
6/28	at NYM	R-N	W, 6-2	Soroka-deGrom-None	36,421	49-34	1st	+5.5
6/29	at NYM	R-D	W, 5-4*	Newcomb-Lugo-Jackson	40,809	50-34	1st	+6.5
6/30	at NYM	R-N	L, 8-5	Font-Newcomb-Diaz	31,743	50-35	1st	+5.5
<b>JUNE TOTALS</b>				<b>391,727 (32,643 average in 12 dates)</b>		<b>20-8</b>		
7/1	OPEN DATE							
7/2	PHI	H-N	L, 2-0	Nola-Keuchel-Neris	<b>40,180</b>	50-36	1st	+4.5
7/3	PHI	H-N	W, 9-2	Wilson-Pivetta-None	<b>40,147</b>	51-36	1st	+5.5
7/4	PHI	H-N	W, 12-6	Minter-Eflin-None	<b>40,633</b>	52-36	1st	+6.5
7/5	MIA	H-N	W, 1-0*	Jackson-Quijada-None	<b>41,102</b>	53-36	1st	+6.5
7/6	MIA	H-D	L, 5-4	Smith-Fried-Romo	37,216	53-37	1st	+6.0
7/7	MIA	H-D	W, 4-3*	Keuchel-Richards-Jackson	30,514	54-37	1st	+6.0
7/8	All-Star Break							
7/9	90th All-Star Game (Cleveland, OH)							
7/10	All-Star Break							
7/11	All-Star Break							
7/12	at SD	R-N	W, 5-3	Keuchel-Lamet-Jackson	34,692	55-37	1st	+6.0
7/13	at SD	R-N	W, 7-5 (10)	Newcomb-Perdomo-Jackson	43,148	56-37	1st	+6.0
7/14	at SD	R-D	W, 4-1	Soroka-Wingenter-Minter	34,739	57-37	1st	+7.0
7/15	at MIL	R-N	W, 4-2	Fried-Houser-Jackson	31,850	58-37	1st	+7.5
7/16	at MIL	R-N	L, 13-1	Woodruff-Wilson-None	31,599	58-38	1st	+6.5
7/17	at MIL	R-D	L, 5-4	Anderson-Keuchel-Hader	36,928	58-39	1st	+6.5
7/18	WSH	H-N	L, 13-4	Strasburg-Wright-None	39,363	58-40	1st	+5.5
7/19	WSH	H-N	W, 4-3	Jackson-Rodney-None	39,344	59-40	1st	+6.5
7/20	WSH	H-N	L, 5-3	Sánchez-Soroka-Doolittle	<b>42,467</b>	59-41	1st	+5.5
7/21	WSH	H-D	W, 7-1	Gausman-Ross-None	31,848	60-41	1st	+6.5
7/22	OPEN DATE							
7/23	KC	H-N	L, 5-4	Hill-Swarzak-Kennedy	36,570	60-42	1st	+5.5
7/24	KC	H-N	L, 2-0	Keller-Teheran-Kennedy	38,865	60-43	1st	+4.0
7/25	OPEN DATE							
7/26	at PHI	R-N	W, 9-2	Newcomb-Arrieta-None	31,268	61-43	1st	+5.5
7/27	at PHI	R-N	W, 15-7	Fried-Eflin-None	39,340	62-43	1st	+6.5
7/28	at PHI	R-D	L, 9-4	Nola-Gausman-None	37,037	62-44	1st	+5.5
7/29	at WSH	R-N	L, 6-3	Corbin-Keuchel-None	24,292	62-45	1st	+4.5
7/30	at WSH	R-N	W, 11-8	Teheran-Fedde-None	26,566	63-45	1st	+5.5
7/31	at WSH	R-D	W, 5-4 (10)	Swarzak-Doolittle-Tomlin	31,576	64-45	1st	+6.5
<b>JULY TOTALS</b>				<b>458,249 (38,187 average in 12 dates)</b>		<b>15-10</b>		

Date	Opp.	H/R D/N	Time/Result	Winner-Loser-Save	Attendance	W-L	Position	GA GB
8/1	CIN	H-N	W, 4-1*(6)	Fried-DeSclafini-None	28,677	65-45	1st	+7.0
8/2	CIN	H-N	L, 5-2	Wood-Gausman-Iglesias	37,743	65-46	1st	+6.0
8/3	CIN	H-N	W, 5-4 (10)	Jackson-Hughes-None	<b>42,085</b>	66-46	1st	+7.0
8/4	CIN	H-D	L, 6-4 (10)	Stephenson-Greene-Hernandez	33,083	66-47	1st	+7.0
8/5	at MIN	R-N	L, 5-3	May-Martin-None	26,722	66-48	1st	+6.0
8/6	at MIN	R-N	W, 12-7	Foltynewicz-Berrios-None	36,721	67-48	1st	+6.0
8/7	at MIN	R-D	W, 11-7	Fried-Pérez-None	35,682	68-48	1st	+6.0
8/8	at MIA	R-N	L, 9-2	Hernández-Keuchel-None	8,948	68-49	1st	+5.5
8/9	at MIA	R-N	W, 8-4	Teheran-Smith-None	8,057	69-49	1st	+6.5
8/10	at MIA	R-N	L, 7-6 (10)	Brigham-Newcomb-None	29,720	69-50	1st	+6.5
8/11	at MIA	R-D	W, 5-4	Foltynewicz-Noesi-Jackson	12,338	70-50	1st	+6.5
8/12	OPEN DATE						1st	+6.0
8/13	NYM	H-N	W, 5-3	Fried-Wheeler-Melancon	27,627	71-50	1st	+6.0
8/14	NYM	H-N	W, 6-4*	Martin-Lugo-Blevins	23,582	72-50	1st	+6.0
8/15	NYM	H-N	L, 10-8	Stroman-Teheran-Díaz	25,424	72-51	1st	+5.5
8/16	LAD	H-N	L, 8-3	Kolarek-Newcomb-Urías	<b>41,413</b>	72-52	1st	+4.5
8/17	LAD	H-N	W, 4-3	Newcomb-Ryu-Melancon	<b>43,619</b>	73-52	1st	+5.5
8/18	LAD	H-D	W, 5-3	Swarzak-May-Melancon	37,617	74-52	1st	+5.5
8/19	OPEN DATE						1st	+5.0
8/20	MIA	H-N	W, 5-1	Keuchel-Kinley-None	21,271	75-52	1st	+6.0
8/21	MIA	H-N	W, 5-0	Teheran-Smith-None	23,537	76-52	1st	+6.0
8/22	MIA	H-N	W, 3-2	Melancon-Stanek-None	23,967	77-52	1st	+6.0
8/23	at NYM	R-N	W, 2-1 (14)	Jackson-Familia-Melancon	31,437	78-52	1st	+6.0
8/24	at NYM	R-N	W, 9-5	Tomlin-Brach-None	38,300	79-52	1st	+6.0
8/25	at NYM	R-D	W, 2-1	Keuchel-Matz-Melancon	30,170	80-52	1st	+6.0
8/26	at COL	R-D	L, 3-1	Díaz-Swarzak-None	29,803	80-53	1st	+5.5
8/27	at TOR	R-N	L, 3-1	Godley-Soroka-Giles	24,578	80-54	1st	+5.5
8/28	at TOR	R-N	W, 9-4	Jackson-Waguespack-None	23,112	81-54	1st	+5.5
8/29	OPEN DATE						1st	+5.5
8/30	CWS	H-N	W, 10-7	Fried-Nova-Melancon	39,097	82-54	1st	+5.5
8/31	CWS	H-N	W, 11-5	Keuchel-López-None	36,664	83-54	1st	+5.5
<b>AUGUST TOTALS</b>				<b>485,406 (32,360 average in 15 dates)</b>		<b>19-9</b>		
9/1	CWS	H-N	W, 5-3	Teheran-Giolito-Melancon	<b>41,397</b>	84-54	1st	+5.5
9/2	TOR	H-D	W, 6-3	Soroka-Waguespack-Melancon	28,987	85-54	1st	+6.5
9/3	TOR	H-N	W, 7-2	Foltynewicz-Font-None	25,427	86-54	1st	+6.5
9/4	OPEN DATE						1st	+7.0
9/5	WSH	H-N	W, 4-2	Fried-Strasburg-None	28,831	87-54	1st	+8.0
9/6	WSH	H-N	W, 4-3	Keuchel-Corbin-Greene	37,181	88-54	1st	+9.0
9/7	WSH	H-N	W, 5-4	Teheran-Voth-Melancon	<b>40,467</b>	89-54	1st	+10.0
9/8	WSH	H-D	L, 9-4	Scherzer-Soroka-None	31,789	89-55	1st	+9.0
9/9	at PHI	R-N	W, 7-2	Foltynewicz-Nola-None	25,071	90-55	1st	+9.5
9/10	at PHI	R-N	L, 6-5	Parker-Fried-Neris	24,220	90-56	1st	+9.5
9/11	at PHI	R-N	W, 3-1	Keuchel-Eflin-Melancon	23,243	91-56	1st	+9.5
9/12	at PHI	R-N	L, 9-5	Hughes-Teheran-Neris	27,022	91-57	1st	+8.5
9/13	at WSH	R-N	W, 5-0	Soroka-Scherzer-None	39,730	92-57	1st	+9.5
9/14	at WSH	R-D	W, 10-1	Foltynewicz-Suero-None	39,664	93-57	1st	+10.5
9/15	at WSH	R-D	L, 7-0	Sánchez-Fried-None	29,350	93-58	1st	+9.5
9/16	OPEN DATE						1st	+10.0
9/17	PHI	H-N	L, 5-4	Velasquez-Keuchel-Neris	28,843	93-59	1st	+9.0
9/18	PHI	H-N	L, 4-1	Eflin-Teheran-Neris	27,937	93-60	1st	+9.0
9/19	PHI	H-D	W, 5-4	Soroka-Nola-Melancon	33,223	94-60	1st	+9.5
9/20	SF	H-N	W, 6-0 #	Foltynewicz-Beede-None	37,419	95-60	1st	+9.5
9/21	SF	H-N	W, 8-1	Fried-Cueto-None	<b>40,899</b>	96-60	1st	+9.5
9/22	SF	H-D	L, 4-1	Webb-Keuchel-Smith	33,674	96-61	1st	+9.5
9/23	OPEN DATE						1st	+9.0
9/24	at KC	R-N	L, 9-6	Duffy-Teheran-None	16,688	96-62	1st	+7.5
9/25	at KC	R-N	W, 10-2	Jackson-Barnes-None	16,931	97-62	1st	+7.0
9/26	OPEN DATE							
9/27	at NYM	R-N	L, 4-2	Stroman-Keuchel-Lugo	26,264	97-63	1st	+6.0
9/28	at NYM	R-N	L, 3-0	Matz-Foltynewicz-Díaz	32,210	97-64	1st	+5.0
9/29	at NYM	R-D	3:10p					
<b>SEPTEMBER TOTALS</b>				<b>402,400 (33,533 average in 12 dates)</b>		<b>14-10</b>		
<b>SEASON TOTALS</b>				<b>2,655,100 (32,779 in 81 dates)</b>		<b>97-65</b>		

\*Weather Delay (13 total); Home sellouts in BOLD (17 total); 16 extra-inning games

#Clinched Division

## 2019 YEAR-END NOTES

**19 IN '19:** The Braves clinched the 19th division title in franchise history in 2019, beating San Francisco, 6-0 on September 20 at SunTrust Park to win the National League East...The 19 division titles are tied for the most in major league history with New York (AL)...Last season also marks the franchise's 25th postseason berth in the modern era and its second straight.

- A* The Braves won a major league-record 14 consecutive division titles from 1991-2005, with the first three coming as NL West champs before moving into the NL East in the strike-shortened 1994 season...They also won the West in 1969 and 1982, and the East in 2013 and last season.
- A* The Braves became the second National League team to clinch a playoff berth in 2019 and the third division winner in baseball...Los Angeles won the NL West, while New York took the AL East prior to the Braves.
- A* The Braves clinched the title in game No. 155 with starter Mike Foltynewicz earning the win...The Braves won the 2018 NL East title in game No. 155 with starter Mike Foltynewicz collecting the win.
- A* The Braves have now clinched their last three division titles in game No. 155...They also took the East in 2013 155 games into the season.

**97 WINS:** The Braves finished with a record of 97-65, the franchise's 12th 95-win season since Major League Baseball went to a 162-game schedule for both leagues in 1962...The 97 victories are the club's most since 2003 (101 wins) and the fifth most in baseball in 2019.

- A* The 12 total 95-win seasons since 1962 are tied for the most in the National League with Los Angeles, who also had one in 2019...The only team in baseball with more such seasons than the Braves is the Yankees, who have won 95 games 23 times since the advent of the 162-game schedule for both leagues in 1962.
- A* The Braves are the first National League team to reach 90 wins in consecutive seasons following three or more straight 90-loss seasons since the 1991 & 1992 Braves...The Braves won 90 games last season.
- A* That 1991 club went 94-68 and reached the World Series after four consecutive 90-loss seasons...The 1992 team finished 98-64 and lost in the World Series to Toronto.
- A* The Braves went 67-95 in 2015, 68-93 in 2016 and 72-90 last season.
- A* The last time the Braves had consecutive winning seasons was 2012-13, which was part of a string of five-consecutive winning seasons from 2009-13.
- A* This marks the club's 56th winning season in the modern era (since 1900), and their 30th since the club moved to Atlanta in 1966.
- A* The 30 winning seasons since 1966 are the fourth most in the National League, and 12 off the lead of the Los Angeles Dodgers...St. Louis has 39, while San Francisco has 31.

**50 WINS AT HOME:** The Braves went 50-31 at SunTrust Park in 2019, winning 50 home games in a season for the first time since 2013, when that club went 56-25 at Turner Field to tie the single-season record for most home wins.

- A* The club also won 56 home games in 1996, 1998 and 1999.

**13 STRAIGHT AT HOME:** The Braves set a franchise modern-era record in 2019 with 13 consecutive home wins from August 17–September 7...The 2000 Braves set the previous record, winning 12 straight from April 8–May 5.

- A* The Braves' run started on August 17 vs. Los Angeles and continued with wins over Miami, Chicago (AL), Toronto and Washington.
- A* The last major league team with a longer winning run at home was Arizona in 2011; the Diamondbacks won 15 straight, August 9–September 10.
- A* The longest home single-season winning streak by any Braves team in franchise history is 18, set in 1897 by the Boston Beaneaters...Led by 31-game winner Kid Nichols and four other future Hall of Famers (manager Frank Selee, 3B Jimmy Collins, OF Billy Hamilton, OF Hugh Duffy), the Beaneaters won 18 straight at South End Grounds from May 31–June 25.

**ROSTER:** The Braves used 50 different players in 2019, eight fewer than the club employed last year.

- A* The Braves used 20 position players and 30 pitchers, with 2B Ozzie Albies leading the way with 160 games played...RHP Luke Jackson led all relievers with 70 appearances, while RHP Julio Teheran made a team-high 33 starts.
- A* The average age of the 36 players on the Braves' active roster for the final day of the season was 29, while the team's average age on the Opening Day roster was 28.
- A* The Braves finished the season as the third-oldest team in baseball by average age.
- A* The Braves used 11 rookies in 2019, including RHP Bryse Wilson and RHP Kyle Wright, who started the second and third games of the season...Last season marked the first time since 1905 that the Braves had two (or more) rookie starting pitchers in the first three games of the season.
- A* RHP Dick Harley started game two in 1905, while LHP Irv Young made the first of his 42 starts that season in game three...Young's 378.0 innings that year stand as the franchise's modern record for most by a lefthander.

**SNIT:** Brian Snitker completed his 43rd season in the Braves organization in 2019, and his third full campaign as the Braves manager...Snitker took over on an interim basis on May 17, 2016, before being named Atlanta's manager on October 11, 2016...Snitker joined the organization as a non-drafted free agent in 1977.

- A* Snitker is 318–292 (.521) at the major league level and was named National League Manager of the Year last season.
- A* Snitker managed for 20 seasons in the minor leagues, compiling a 1,301–1,309 (.498) record, while five of his clubs advanced to postseason play...He was named Manager of the Year twice while in the minor leagues, winning the award in 1999 and 2000 with Single-A Myrtle Beach.
- A* Snitker is the third manager in franchise history to take the team to the postseason twice in his first three full seasons...The first was Fred Haney, who won the 1957 World Series in his managerial debut, before leading the club to a Game 7 loss in the Series the next season...The Braves played in the National League Wild Card game during Fredi Gonzalez's second season in 2012, before winning the NL East the next year.

**ALL-STARS:** The Braves had three players named to the All-Star team in 2019, with 1B Freddie Freeman and OF Ronald Acuña Jr. voted to start...RHP Mike Soroka was selected as a reserve.

- A* The selection was the fourth of Freeman's career, and he made his second straight start after earning 38.5% of the vote... He joined fellow first baseman Fred McGriff (1995-96) and Hall of Fame third baseman Chipper Jones (2000-01) as the only Braves infielders to win consecutive fan-elected starts.
- A* Acuña Jr. was selected to his first career All-Star Game after earning 15.0% of the outfield votes...He was 21 years, 203 days old at the time of the game, making him the youngest Braves player to start an All-Star Game and the third youngest player in franchise history to earn a selection (Hank Aaron in 1955, Ozzie Albies in 2018).
- A* Soroka, 21, and Acuña Jr., 21, both making the National League team marked the first time in major league history a single club had two players under the age of 22 go to the All-Star Game in the same season.

**COMEBACKS:** The Braves rallied for 32 wins in 2019, including four when they trailed heading to the ninth inning...They also had two wins when trailing by at least four runs in the ninth inning, the first time in the franchise's 144 years of existence that a Braves club had multiple such wins in a season...Both of those wins came on the road, and the last team with multiple such road wins in a season was the 1937 Boston Red Sox.

- A* The Braves rallied from a seven-run deficit in Game 2 of a doubleheader on Saturday, April 20 at Cleveland to win, 8-7...The victory was the club's biggest comeback since 2012, when they overcame a 9-0 hole following five innings in a 11-10, 11-inning win at Washington on July 20.
- A* The Braves trailed 7-3 heading to the ninth inning against the Indians, and the club's five-run rally marked their biggest ninth-inning comeback since scoring six on May 20 of last season to beat Miami, 10-9.
- A* Atlanta entered the ninth inning down 3-0 on May 26 at St. Louis, before scoring three runs in the ninth inning and one in the 10th to beat the Cardinals, 4-3.
- A* That win was the first for Atlanta over St. Louis when trailing by at least three runs in the ninth since July 12, 1962...In that inning, Tommie Aaron homered and his brother Hank hit a walk-off grand slam...It was the only time they ever homered in the same inning.
- A* On June 9 at Miami, the Braves rallied from a 5-1, ninth-inning deficit to win, 7-6, in 12 innings...It marked the Braves' third win of the season when trailing by at least three runs in the ninth inning, tied for the most such wins in a single season in franchise history...The 1985 club was the last Braves team to have three such wins in a season.

**SERIES PLAY:** The Braves went 32-12-9 in series play in 2019, and the club's 12 series losses were tied for the second fewest in baseball...Only Houston lost less (10)...The Yankees and Dodgers also lost 12 series.

- A* The Braves lost a make-up game in Colorado that counted as a series...Using a formula where ties count as half a series win, the Braves multi-game series play winning percentage of .702 is tied for the sixth best in the franchise's modern era.
- A* The 1993 club had the best mark at .740, while the 1999 team (.731), the 1998 team (.718) and the 1995 (.717) were also better...The 2002 club also had a .702 percentage.

**VS. THE MARLINS:** Atlanta went 15-4 against the Marlins in 2019, marking the first time the Braves have won 15 games against a single opponent in a season since 2004, when Atlanta also went 15-4 against Montreal.

- A* Since the Braves franchise moved to Atlanta in 1966, there have only been two other times the Braves have won at least that many games against a team in a season...The 1974 club went 17-1 against San Diego and the 1969 team went 15-3 against Houston.

**JUNE:** The Braves went 20-8 in June, marking the first time Atlanta collected 20 victories in a calendar month since August 2013, when they went 20-7.

- A* Atlanta lost consecutive games in June one time, dropping two games at Pittsburgh, June 5 and June 6.
- A* The Braves scored double-digits six times in the month, scoring a MLB-high 187 runs for June.

**ON THE ROAD:** The Braves finished 47-34 (.580) away from SunTrust Park in 2019, tied for the best road record in the National League for the second straight year...The club tied Los Angeles again, after both clubs went 47-34 last season as well.

- A* The 1993 club had the best road record in franchise history, going 53-28 (.654)...Only three other Braves clubs have won 50 road games in a season (1997, 51; 1957 & 1998, 50).

**LINEUP CHANGE:** The Braves were 18-20 after play on May 9 when manager Brian Snitker moved Ronald Acuña Jr. to the leadoff spot for the following day's game...From May 10 through the end of the season, the Braves went 79-45 (.637).

- A* Snitker also moved 3B Josh Donaldson into the 4th spot in the lineup and SS Dansby Swanson to the two hole.

**STRONG STRETCH:** From August 17 through September 7, the Braves won 17 of 19 games, outscoring the opposition, 98-55.

- A* Atlanta last had as good a stretch over 19 games in 2013, when that club also went 17-2 from July 27 to August 16.
- A* Going into August 17, the Braves had a 4.5-game lead over second place Washington...At the end of the stretch, the Braves were up by 10.0 games over the Nationals.

**INTERLEAGUE PLAY:** The Braves went 13-7 against the American League in 2019 and finished the year with their second-best interleague record of all time.

- A* They went 15-3 in 2002 against the AL.
- A* This year marks the Braves' first winning season against the American League since going 11-9 in 2013...From 2014 to 2018, the Braves went 38-62 (.380) in interleague play, the third-worst record in the National League...They were the fifth best interleague team in baseball in 2019.

**WEEKEND PLAY:** The Braves went 54-26 (.675) on weekends in 2019, the best record in the National League...Only Houston was better in all of baseball, going 60-20 (.750).

- A* The Braves went 18-7 on Friday, 18-10 on Saturday, and 18-9 on Sunday.

**ATTENDANCE:** In 81 home dates, Atlanta drew a SunTrust Park single-season record 2,655,100 fans, a per-game average of 32,779... Atlanta drew 2,505,297 fans to SunTrust Park in its inaugural season of 2017 and 2,555,782 last season... This is Atlanta's fourth highest attendance total since the turn of the century, topped only by the 2000, 2001 and 2007 seasons.

*A* The Braves had a SunTrust Park-record 17 sellouts in 2019.

**SCORE FIRST:** The Braves went 75-26 (.743) in games they scored first, the second-best record in the National League... Only Los Angeles (72-21, .774) was better.

*A* Atlanta also finished second in the NL in this category in 2018.

*A* The Braves were 35-14 (.714) when they took a lead into the second inning in 2019.

*A* Atlanta pitchers held a lead after the fourth inning 77 times in 2019 and the Braves went 71-6 (.922) in those games, easily the best record in baseball.

*A* No other team in baseball won even 90% of their games when holding a lead entering the fifth inning... Houston ranked second, going 76-11 (.874) when leading after the fourth.

**NO LONG LOSING STREAKS:** The Braves were one of three teams in baseball, and the only National League team, to not have a losing streak longer than four games in 2019.

*A* The Yankees and Twins were the other two teams... The Yankees had two four-game skids in 2019, while Minnesota had one.

*A* The Braves had two four-game skids in 2019, with their last coming from May 6-May 9... The Braves lost consecutive games after the All-Star break nine total times.

**TRADE ACQUISITIONS:** The Braves had seven players on the active roster for the final game that the club acquired via trade during the season: LHP Jerry Blevins, RHP Shane Greene, RHP Chris Martin, RHP Mark Melancon, RHP Anthony Swarzak, C John Ryan Murphy, and OF Matt Joyce.

*A* The seven players combined to compile 2.6 fWAR for the Braves, with Joyce providing 1.3 wins above replacement according to Fangraphs.

**DEFENSE:** The Braves finished the year with 33 defensive runs saved, the 12th most in the majors and eighth best in the National League... They finished below league average in Baseball-Reference.com's defensive efficiency, which measures the percentage of balls in play converted into outs, with a .685 mark... League average was .688.

*A* Last season, the Braves had a .709 defensive efficiency ratio, second best in the major leagues and trailing only Oakland's .717 mark

**DAY GAME:** The Braves played a major league-low 39 day games in 2019, going 23-16 in daylight... The next lowest total was by Los Angeles (NL), who played 42 such games.



**OVERALL PITCHING:** The Braves allowed 743 runs in 2019, tied for 12th fewest in baseball and tied for seventh fewest in the National League...They had a 4.19 team ERA, which ranked 10th in the majors and fifth in the NL...Opponents batted .256 (1,421-for-5,557) against Braves pitching, which ranked 19th in the majors and 12th in the NL...Atlanta pitchers struck out 1,393, the 11th most in the NL, while walking 548, fifth fewest...The club allowed 203 home runs in 2019, eighth fewest in all of baseball.

	2018	2019
<b>ERA:</b>	3.75	4.19
<b>Runs Allowed:</b>	657	743
<b>Earned Runs:</b>	607	675
<b>Innings:</b>	1,456.2	1,450.2
<b>Batting Average:</b>	.229	.256
<b>On-Base Percentage:</b>	.314	.329
<b>Slugging Percentage:</b>	.370	.419
<b>Walks:</b>	635	548
<b>Strikeouts:</b>	1,423	1,393

- A* Across Major League Baseball, there were 1,837 more runs scored in 2019 (23,467) compared to last season (21,630), and just six teams allowed fewer runs in 2019 than they did in 2018... On average, teams surrendered 70.5 more runs in 2019 than in 2018...The Braves staff allowed 86 more runs in 2019 in comparison to last.
- A* Atlanta pitchers walked 548 batters in 2019, 87 fewer than last season and fewest by an Atlanta club since the 2016 team walked 547...Atlanta's 548 walks in 2019 are 16th most in a single season since the Braves moved to Atlanta in 1966.
- A* The Braves staff induced 1,903 ground balls on the year, fourth most in the majors and second most in the NL (Colorado, 2,076), while Atlanta's 479 extra-base hits allowed were fifth fewest in baseball...There were more home runs hit in 2019 (6,776) than in any season in major league history.
- A* Just three Braves pitchers - Jeremy Walker, Jacob Webb and Huascar Ynoa - made their major league debuts, and combined to appear in just 44 games on the season (36 by Webb)...Ten Atlanta pitchers debuted last season.

**STARTERS:** The Braves used 11 starting pitchers this year, two fewer than they used last season... Overall, the starters went 60-46 (.566), the exact same record as last season and the seventh-best record in the majors in 2019 (third best in the National League)...They tossed 873.0 innings, the 12th most in baseball, while their 4.20 ERA (407 ER) was the 12th-lowest mark in the majors and seventh best in the N.L.

- A* The Atlanta staff totaled 873.0 innings in 2019, the fewest in a non-strike season for the franchise since at least 1913...Since the Braves moved to Atlanta in 1966, three of the four fewest innings totals by starters have come in the last four years...The 2016 starters pitched just 880.1 innings, while last year's club tallied 889.2...The 2008 team logged 886.1 innings from its starting staff.
- A* Atlanta signed starter LH Dallas Keuchel to a one-year contract on June 8, and he made his Atlanta debut on June 21 at Washington...In 75 games prior to Keuchel's debut, Atlanta starters pitched to a 4.39 ERA, 16th best in the majors...In 87 games following his debut, Atlanta's 4.04 ERA by its starters was ninth best in baseball and sixth lowest in the NL.

- A* From August 3 through September 24, Atlanta used the same five starters – Mike Foltynewicz, Max Fried, Dallas Keuchel, Mike Soroka and Julio Teheran – over a 47-game span...In those 47 games, Atlanta's 23 wins by its starting staff were most in the NL, while its 3.54 ERA was sixth lowest in the majors.
- A* The Braves got just one complete game on the season, a rain-shortened 6.0-inning effort by Max Fried on August 1 vs. Cincinnati.

**RELIEVERS:** The Braves bullpen used 26 different pitchers in a relief role in 2019, four fewer than last season...Atlanta relievers went 37-19 with a 4.18 ERA (268 ER/577.2 IP) and converted 44-of-66 save opportunities.

- A* Atlanta relievers fanned 598 batters in 2019, the most by a Braves relief corps in franchise history and just the sixth time Braves relievers struck out 500 in a single season...All six seasons have occurred since 2010.
- A* The Braves' .661 winning percentage in relief (37-19) was the third-best mark in baseball and second best in the NL (San Francisco, .667)...It was the highest percentage by a Braves relief corps since the 2002 club went 30-14 (.682).
- A* Atlanta's 19 losses in relief were tied with San Francisco for fewest in the NL and the third fewest in baseball...Only Cleveland and Houston, who both dropped 18 games in relief, lost fewer.

**SAVES:** Atlanta relievers went 44-for-66 in save opportunities, and 11 different pitchers recorded a save for Atlanta in 2019...The 11 relievers with saves tied for most in the majors with Tampa Bay.

- A* Jerry Blevins, Shane Greene, Luke Jackson, Mark Melancon, A.J. Minter, Sean Newcomb, Anthony Swarzak, Josh Tomlin, Jonny Venters, Arody Vizcaíno and Jacob Webb all logged saves for Atlanta in 2019.
- A* The Braves' 11 relievers with saves in 2019 matched the franchise record since the save became an official statistic in 1969...The 1973 club also had 11.
- A* Atlanta blew just 22 save chances on the season, tied for third fewest in the NL...Only Philadelphia (19) and St. Louis (21) blew fewer saves than Atlanta.

**WIN STREAKS:** The Braves won 12 straight starts by Mike Foltynewicz from June 11 to September 20, nine consecutive starts by Max Fried from July 15 to August 5, and eight straight starts by Mike Soroka from June 1 to July 14.

- A* Atlanta was the only team in the National League to have three different win streaks of at least eight games in a pitcher's starts in 2019, and one of just two teams in the majors to do so.
- A* The Yankees won 11 straight started by James Paxton, nine straight by Chad Green and eight consecutive by Domingo German.
- A* Foltynewicz's run was the longest string of team wins in the NL in 2019, and the longest by any Braves starter since Atlanta won an MLB-record 23 straight starts by Kris Medlen from 2010 to 2012.

**ONE-RUN STARTS:** Atlanta had 62 starts in 2019 in which its starter allowed one earned run or fewer, tied for the seventh most such starts in the majors and fifth most in the National League.

- A* Julio Teheran had 17 such starts, tied for third most among traditional starters in baseball, while Mike Soroka had 15 which tied for 10th.

**IMMACULATE:** RH Chris Martin tossed the sixth immaculate inning in franchise history, September 11 at Philadelphia, fanning César Hernández, Jay Bruce, and Logan Morrison on nine total pitches.

- A* Martin joined John Clarkson (1889), Joe Oeschger (1921), Tony Cloninger (1963), Joey McLaughlin (1979) and Buddy Carlyle (2007) in accomplishing the feat.
- A* Martin was one of eight pitchers with an immaculate inning in 2019.

**TEHERAN VS. MIAMI:** RH Julio Teheran made five starts on the season against Miami and allowed just one earned run in 32.0 innings (0.28 ERA).

- A* The 32.0 innings marked the most such innings in a season by a Braves pitcher against a single opponent allowing one earned run or less...Pat Jarvis held the previous record, holding Houston to one run over 31.1 innings in 1971.
- A* Teheran became the 11th pitcher in the live-ball era to allow one or fewer runs in at least that many innings against a single opponent in a season...The last to do so was Chicago-AL's Britt Burns, who did not allow a run in 32.0 innings against the Indians in 1985.
- A* Teheran pitched exactly 6.0 scoreless innings in each of his first three starts against the Marlins to open the season...His run was just the fourth time since 1908 that a Braves starter had three straight such starts against one opponent in a single season.

**YOUNG START:** The Braves pitched RH Julio Teheran on Opening Day, followed by rookies RH Bryse Wilson and RH Kyle Wright in games two and three.

- A* In 2019 marked the first time since 1905 that the Braves had two (or more) rookie starting pitchers in the first three games of the season.
- A* RH Dick Harley started game two in 1905, while LH Irv Young made the first of his 42 starts that season in game three.
- A* Wilson became the first Atlanta-era pitcher to start one of the first two games of a season prior to his 22nd birthday, and the first in franchise history since 21-year-old Wade Blasingame started game two in 1965.
- A* Wright, who appeared in four games out of the bullpen in 2018, became the first Braves pitcher to make his first career start in the first three games of a season since LHP Horacio Ramirez in 2003.
- A* Following those starts on Opening Weekend, Wilson and Wright made just 11 more appearances for the Braves on the season, including six starts.

**GOING DEEP:** Atlanta went 21-5 (.808) when its starting pitcher went at least 7.0 innings, and 60-23 (.723) when going at least 6.0.

- A* Atlanta starters pitched to a 2.17 ERA (128 ER/530.0 IP) when going at least 6.0 innings.

**RUNS:** The Braves scored 855 runs in 2019, the second most in modern-era franchise history (since 1900)...They were topped only by the 2003 club, who scored 907 runs...Only two other National League clubs scored more than the Braves in 2019: the Dodgers (886) and the Nationals (873).


- A* Ronald Acuña Jr. scored a National League-most 127 runs...Freddie Freeman (113) and Ozzie Albies (102) also scored triple-digit runs in 2019...This Braves club became the fifth in modern-era franchise history to have a trio of players each score 100 runs...The 2003 club was the last to do so, when a record five players scored triple-digit runs (Rafael Furcal, Marcus Giles, Andruw Jones, Chipper Jones and Gary Sheffield)...The Milwaukee trio of Hank Aaron, Bill Bruton and Eddie Mathews did this twice, first in 1955 and again in 1960...The 1999 club was the other to accomplish this (Bret Boone, Chipper Jones and Brian Jordan).
- A* Atlanta had 19 games in which it scored 10 or more runs, the club's most such games in a season since 2006, when they had 21 double-digit run games.
- A* The Braves scored a National League-most 491 runs prior to the All-Star break, the most a NL club scored before the break since 2008, when Chicago scored 507...The only Braves team to ever score more prior to the All-Star break was the 2003 club, which scored 506.

**HOME RUN RECORD:** The Braves hit a franchise single-season record 249 home runs, including a club record 131 at home...Atlanta hit 143 home runs before the All-Star break, also a franchise record.

- A* The Braves hit 118 home runs on the road...They hit a home run in a franchise modern-era record 30 consecutive road games, from June 9-August 11...Atlanta hit 54 total home runs over that stretch.
- A* Ronald Acuña Jr. hit a team-most 41 home runs, while Freddie Freeman had 38 and Josh Donaldson had 37...This Braves club became the 17th ever to have three players hit 35 home runs in a season...Two other Braves teams are on this list...The 1973 trio of Hank Aaron, Darrell Evans and Davey Johnson did it first, and it was matched in 2003 by Andruw Jones, Javy Lopez and Gary Sheffield...The Dodgers were the only other team to accomplish this in 2019 (Cody Bellinger, Max Muncy and Joc Pederson).
- A* Atlanta had a franchise record 16 sets of back-to-back home runs, the second most in the majors behind Los Angeles-NL (17).
- A* The Braves hit 56 home runs in 28 June games, the most homers the club has ever hit in a calendar month...The previous record was 55 in May of 2003...Atlanta homered in 26 of their 28 games in June.
- A* Atlanta hit 10 leadoff home runs, one off the franchise record set last season...Ronald Acuña Jr. hit seven of these home runs, second most in the National League (Joc Pederson had 9)...Ozzie Albies hit two and Ender Inciarte hit one.
- A* The Braves hit nine pinch-hit home runs, one away from the matching the franchise single-season record...The 2010 and 2017 clubs both hit 10...Johan Camargo hit a team-most four pinch-hit home runs in 2019...Evan Gattis (4 in 2013), Tommy Gregg (4 in 1990) and Butch Nieman (5 in 1945) are the only Braves to hit that many pinch-hit home runs in a season.

**LATE INNINGS:** Atlanta scored 308 runs after the sixth inning, the most such runs in the majors...They hit 94 home runs in these later innings.

- A* The Braves were the first team since the 2009 World Series champion Yankees to score 300 runs in the seventh inning or later of games...That New York club scored a record 336 runs in those situations.

A close-up photograph of baseball player Austin Riley in a white Atlanta Braves uniform. He is wearing a black batting helmet with a red brim and is holding a wooden bat over his right shoulder. He is wearing white batting gloves and red batting elbow pads. The word "Braves" is visible in red script on his white jersey. The background is a blurred stadium crowd.

Top prospect Austin Riley won N.L. Rookie of the Month honors in May, his debut month, after hitting seven homers and driving in 20 in his first 15 career games.

**PLAYER DEVELOPMENT & SCOUTING**

# PLAYER DEVELOPMENT STAFF

## GWINNETT (AAA)

Damon Berryhill.....Manager  
 Mike Maroth.....Pitching Coach  
 Carlos Mendez.....Hitting Coach  
 Alfredo Amezaga.....Coach  
 TJ Saunders.....Trainer  
 Paul Howey.....Strength & Conditioning Coach

## MISSISSIPPI (AA)

Chris Maloney.....Manager  
 David Chavarria.....Pitching Coach  
 Einar Díaz.....Hitting Coach  
 Nestor Pérez.....Coach  
 Dave Comeau.....Trainer  
 Jordan Sidwell.....Strength & Conditioning Coach

## FLORIDA (HIGH-A)

Barrett Kleinknecht.....Manager  
 Dan Meyer.....Pitching Coach  
 Danny Santiesteban.....Hitting Coach  
 Juan "Porky" López.....Coach  
 Eric Hyrcko.....Trainer  
 Chris Cecere.....Strength & Conditioning Coach

## ROME (A)

Matt Tuiasosopo.....Manager  
 Kanekoa Texeira.....Pitching Coach  
 Mike Bard.....Hitting Coach  
 Wigberto Nevarez.....Coach  
 Kojo Kanemura.....Trainer  
 Ryan Meehan.....Strength & Conditioning Coach

## DANVILLE (RK. ADV.)

Michael Saunders.....Manager  
 TBD.....Pitching Coach  
 Connor Narron.....Hitting Coach  
 Angel Flores.....Coach  
 Austin Smith.....Trainer  
 Sam Feldman.....Strength & Conditioning Coach

## GCL BRAVES (R)

Anthony Nuñez.....Manager  
 Elvin Nina.....Pitching Coach  
 Bobby Moore.....Hitting Coach  
 Omar Rosario.....Hitting Coach  
 Jefferson Romero.....Coach  
 Joel Wiggins.....Trainer  
 Kyle Lindsey.....Strength & Conditioning Coach

## ROVING STAFF

Mike Brumley.....Hitting Coordinator  
 JD Closser.....Catching Coordinator  
 Paul Davis.....Pitching Coordinator  
 DeMarlo Hale.....Outfield/Baserunning Coordinator  
 Doug Mansolino.....Field Coordinator  
 Kevin McAvoy.....Rehab Pitching Coach  
 Zach Sorensen.....Mental Skills Coach  
 Patrick O'Brien.....Performance Nutritionist  
 Nick Flynn.....MiLB Medical Coordinator  
 Mike Schofield.....MiLB Strength & Conditioning Coordinator  
 Jeff Stevenson.....Assistant MiLB Medical Coordinator  
 Ryan Driscoll.....Asst. MiLB Strength & Conditioning Coordinator

## FLORIDA OPERATIONS

Jeff Pink.....Coordinator, Florida Operations  
 Ben Cuddy.....Physical Therapist

## SPECIAL ASSISTANTS

DeMarlo Hale.....Special Assistant, Player Development  
 Andruw Jones.....Special Assistant, Player Development  
 Chipper Jones.....Special Assistant, Player Development  
 Terry Pendleton.....Special Assistant, Player Development  
 Eddie Pérez.....Special Assistant, Player Development

# 2019 MINOR LEAGUE STANDINGS

Club	League	Division	Manager	W-L	GA/GB	Finish
Gwinnett	International	South	Damon Berryhill	80-59	+5.0	1st
Mississippi	Southern	South	Chris Maloney	64-75	-18.0	4th
			(1st Half)	33-36	-7.5	3rd
			(2nd Half)	31-39	-10.5	4th
Florida	Florida State	North	Barrett Kleinknecht	54-82	-26.5	6th
			(1st Half)	25-41	-16.5	6th
			(2nd Half)	29-41	-10.0	6th
Rome	South Atlantic	Southern	Matt Tuiasosopo	65-74	-12.5	5th
			(1st Half)	30-39	-7.0	5th
			(2nd Half)	35-35	-6.0	4th
Danville	Appalachian	East	Anthony Nuñez	30-38	-12.0	5th
Braves	Gulf Coast	South	Nestor Pérez	18-31	-18.0	5th
Braves	Dom. Summer	Northwest	Jefferson Romero	36-34	-5.0	5th
<b>Totals</b>				<b>347-393</b>		



## MIKE BRUMLEY

### HITTING COORDINATOR

- Mike Brumley is in his third-year with the organization and his third as the minor league hitting coordinator...
- Brumley spent four years (2001-04) managing in the Los Angeles Angels farm system and led Triple-A Salt Lake to the Pacific Coast League Championship Series in 2002...He also led Double-A Arkansas to the Texas League title in 2001.
- He spent the 2000 season with the Chicago White Sox organization working as a roving minor league instructor.
- Brumley opened his affiliated managerial career with Arizona, when he skippered Single-A South Bend in 1999 and the AZL Diamondbacks in 1998.
- He began his coaching career in 1997 as manager of the Independent League Rio Grande Valley club.
- The former infielder played 14 seasons after being a second-round selection by the Boston Red Sox in the 1983 First-Year Player Draft...He logged 285 games over an eight-year Major League career, making stops with Chicago-NL (1987), Detroit (1989), Seattle (1990), Boston (1991-92), Houston (1993, 1995) and Oakland (1994).
- Mike, 57, resides in Keller, Tex...He has four children: Logan, Shailey, Erin, and Jackson.

The Atlanta Braves are the eighth organization Brumley has been a part of since retiring from playing in 1995.

- The 2020 season marks his 20th year as a major or minor league coach or manager.
- He spent the 2016 season as the hitting coach for the Tainan Lions in the Chinese Professional Baseball League.
- Brumley last served on a major league coaching staff in 2014, when he spent one season as the assistant hitting coach for the Chicago Cubs.
- Prior to his stint in Chicago, he worked four seasons (2010-13) as the Seattle Mariners first base coach.
- He spent the 2009 campaign as the Los Angeles Dodgers minor league field coordinator after he was the organization's assistant minor league field coordinator and managed rookie-level Ogden in 2008.
- From 2005 to 2007, Brumley was a part of the Texas Rangers organization, working as the minor league field coordinator for three seasons.



## JD CLOSSER

### CATCHING COORDINATOR

- JD Closser is in his first season with the Braves...He is serving as the organization's catching coordinator, a role he held with the Yankees for the last two seasons.
- Closser also played in the minor league systems of Arizona (1998-2001), Oakland, Milwaukee (2007), New York-AL, San Diego, Chicago-NL (2008) and Los Angeles-NL (2009-11).
- He was selected by Arizona in the fifth round of the 1998 First-Year Player Draft out of Alexandria-Monroe (IN) High School.
- JD and his wife, Holley, reside in Garner, N.C....They have three daughters: Isabelle, Callie Makenna and Maeby.

- He was in the New York organization for six years...In his first four seasons, he served as a coach on Single-A Tampa's staff (2014-15) and a bullpen coach on Double-A Trenton's staff (2016-17).
- Prior to joining the Yankees, Closser spent two years working as a coach in the USA Baseball National Team development programs.
- The Indiana native played in parts of three major league seasons, all with Colorado (2004-06)...In 160 games, he hit .239 (107-for-447) with 10 home runs and 48 RBI.



## PAUL DAVIS

### PITCHING COORDINATOR

- The 2020 season is Davis' first with the Braves...He joins the organization as the minor league pitching coordinator.
- Davis spent the 2019 season as Seattle's pitching coach, his only season on a major league coaching staff.
- Prior to joining the Mariners, Davis spent six seasons with the St. Louis Cardinals...In 2018, he was the Cardinals' Manager of Pitching Analytics, working to assist all pitchers at all levels of the organization.
- In the 2016-17 seasons, Davis was St. Louis' Assistant Pitching Coordinator...The year prior, served as the club's Rehab Pitching Coach.
- Began his professional coaching career in 2013, working with the Cardinals' rookie advanced team, Johnson City, as the pitching coach...Returned to that role in 2014, and added responsibilities as the Coordinator of Pitching Analytics.
- Also has scouting experience, spending time as a consultant for the Phillies scouting staff and working with the Mets area scouts as a "bird-dog" scout.
- Before getting into professional baseball, served as a head coach at Dana College (1995-99) and for the Omaha Indians college summer team (1998)...In five seasons at Dana, Davis was twice named Nebraska-Iowa Athletic Conference Coach of the Year and led the Vikings to a school-record 32 wins and a conference championship in 1996.
- Off the field, he has taught college courses, including working as an adjunct professor in Athletic Coaching at the University of Nebraska (2005-12), teaching Psychology at Iowa Western Community College (2005-11) and Sports Management at Nebraska Wesleyan University (2007-09).
- Graduated from Osceola High School in Kissimmee, Fla. in 1981, where he played baseball for three seasons...He played at Valencia Community College in 1982 and 1983 prior to transferring to Creighton, where he played for two seasons.
- Davis, 55, and his wife Martha reside in Omaha, Neb... The couple has two children: Nick and Jake.



## DEMARLIO HALE

### OF/BASERUNNING COOR. & SPECIAL ASST. TO PLAYER DEV.

- Is in his second season with the Braves and his first over-seeing the organization's outfield and baserunning... He is also a special assistant to player development.
- His 1999 Double-A Trenton team posted a 92-50 record and was selected by Baseball America as the Minor League Team of the Year...Also earned Manager of the Year honors that season.
- His other managerial experience came in Texas' organization with Triple-A Oklahoma (2000-01)...Finished second in the Pacific Coast League's East Division both seasons.
- Began his coaching career in 1992 with the Red Sox, serving as a coach on Double-A New Britain's staff.
- After his retirement from professional baseball, spent four years instructing at Bucky Dent's Baseball School.
- The 1B/OF played five minor-league seasons between the Boston (1983-86) and Oakland (1988) organizations...Batted .267 with 28 home runs, 234 RBI and 79 stolen bases...Was selected by the Red Sox in the 17th round of the 1983 First-Year Player Draft.
- Played collegiately for four seasons at Southern University in Baton Rouge, La.
- Graduated from Chicago Vocational High School, playing baseball and basketball.
- Prior to joining the Braves, Hale was Toronto's bench coach under John Gibbons for six seasons (2013-18).
- Also has experience on major league coaching staffs of Texas (2002-05), Boston (2006-11) and Baltimore (2012).
- Was the first base/outfield coach with the Rangers, a third base coach (2006-09) and bench coach (2010-11) with the Red Sox, and a third base coach with the Orioles...In his season with Baltimore, the Orioles reached the postseason for the first time since 1997.
- Has nine years of minor league managerial experience...Is 635-614 (.508)...Managed in Boston's system for seven seasons (1993-99), seeing his club reach the postseason three times.
- Named the Midwest League Manager of the Year in 1995 and chosen to manage the Double-A All-Star Game in 1997 and 1999...Was a coach on the U.S. Team at the 1999 MLB All-Star Futures Game.






## DOUG MANSOLINO

### FIELD COORDINATOR


- The 2020 season is his 36th year as a coach at the major or minor league level and his first with the Atlanta Braves.
- He was hired by Atlanta in October of 2018 after spending the previous five seasons as field coordinator for the Philadelphia Phillies.
  - *A* Mansolino was the 2017 recipient of the John Vukovich Award, which is presented each year to an instructor in the Phillies organization that embodies the characteristics of the award's namesake; loyalty, knowledge, dedication, competitiveness, honesty and a terrific work ethic.
- He joined the Phillies in 2008 as the infield coordinator and also spent much of the season managing the Gulf Coast League Phillies (R) to the league championship.
  - *A* Mansolino also served a short stint with the major league club in 2008, working as interim bench coach for the world champion Phillies until Jimmy Williams returned from extended leave.
- Prior to joining the Phillies, Mansolino spent three years (2005-07) as Houston's third base coach under manager Phil Garner.
  - *A* He also worked under Garner with Milwaukee (1998-99) and Detroit (2000-02) as first base, third base and bench coach.
- Mansolino served as the Chicago White Sox first base coach, third base coach and infield instructor for five years (1992-96), after a four-year stint in the club's minor league system as field coordinator (1988), roving infield instructor (1989) and defensive coordinator (1990-91).
- He spent two seasons (2003-04) with Pittsburgh as the roving infield instructor and defensive coordinator, and one year (1997) managing in the New York Mets farm system.
- In the 1989, 1990 and 1991 offseasons, he worked as a special instructor for two of Korea's major league clubs.
- Mansolino began his coaching career in San Francisco's minor league system as a roving infield instructor and Triple-A coach (1985-87).
- He managed Caribes de Oriente in the Venezuelan Winter League in 1995.
- During his 13-year career on a major league bench, Mansolino instructed five Hall of Famers, including three infielders: Jeff Bagwell, Craig Biggio, Carlton Fisk, Tim Lincecum and Frank Thomas.
- He has worked one All-Star game, serving as third base coach for the 2006 N.L. All-Star team, and has made one appearance in the World Series.
  - *A* Mansolino was third base coach for the 2005 N.L. Champion Houston Astros.
- Mansolino graduated from California State University at Long Beach with a bachelor of arts in physical education.
- He and his wife, Cindy, have three kids, Nick, Tony and Ariana, and reside in Tennessee.
  - *A* Tony is currently on the Cleveland Indians coaching staff, serving as the Infield Coordinator.

**EDDIE PÉREZ****SPECIAL ASSISTANT, PLAYER DEVELOPMENT**

- The 2020 season marks Eddie Pérez's 32nd season in the organization and his third as a special advisor to player development.
- Pérez assumed a front office position after spending the previous 11 campaigns as a member of the Atlanta coaching staff, including his final two seasons as first base coach...He concluded a 20-year playing career in 2006 and joined the Atlanta coaching staff the following season as bullpen coach, a position he held from 2007 until May 2015, when he moved to first base under manager Brian Snitker.
- Pérez played 11 seasons at the major league level, including nine with the Braves, and spent 18 of his 20 professional seasons in the Atlanta organization.
- The former catcher began his career with Single-A Bradenton in 1987 and reached the majors in 1995, the year the Braves won the World Series.
- Pérez was on seven postseason squads for Atlanta (1995-99, 2001, 2004) and played in 30 postseason games...His .464 (13-for-28) batting average in National League Championship Series competition is the highest ever for a catcher (minimum 25 at-bats).
- He batted .500 (10-for-20) in the 1999 NLCS vs. the New York Mets and claimed series MVP honors.
- Pérez spent the 2002 season with the Cleveland Indians and played with the Milwaukee Brewers in 2003 before re-joining the Braves in 2004.
- Right shoulder tendinitis plagued Pérez throughout the 2005 season, and he spent the entire 2006 campaign at Double-A Mississippi...He was limited to just 13 games in 2006, but spent much of his time assisting M-Braves manager Jeff Blauser.
- Pérez, who became a U.S. citizen in August 2014, attended Doctor Raul Cuenca High School in Ciudad Ojeda, Venezuela, where he played volleyball and baseball.
- He and his wife, Marisol, have one daughter, Mariel, and one son, Andres Eduardo, and reside in Duluth, Ga.

**ANDRUW JONES****SPECIAL ASSISTANT, PLAYER DEVELOPMENT**

- The 2020 season marks Andruw Jones' fifth as a special assistant to baseball operations after being named to the position in February 2016 following the conclusion of his playing career.
- In his role, Jones instructs and assists minor-league outfielders during the spring and regular seasons, as well as assisting with major league workouts during spring training...He also consults on trades with the baseball operations staff.
- Jones retired from playing in 2016...The former outfielder was a five-time All-Star and 10-time Gold Glove winner, winning the award in each season from 1998-2007.
- Signed by the Braves as an amateur free agent in 1993, Jones spent 14 years in the Atlanta organization, including 12 at the major league level.



## TERRY PENDLETON

### SPECIAL ASSISTANT, PLAYER DEVELOPMENT

- The 2020 season will mark Terry Pendleton's 24th in the Atlanta organization and his third as a special advisor to player development...He was inducted into the Braves Hall of Fame on January 18, 2019.
- The National League's Most Valuable Player in 1991, he played five seasons with the Braves before serving 16 seasons on the club's coaching staff.
- Spent 16 seasons from 2002-17 on the Braves' coaching staff, including the last two as bench coach...He moved into that role in May 2016, when Brian Snitker was named as manager.
- Pendleton previously served five-plus seasons (2011-16) as the club's first base coach and was the hitting coach for nine seasons, from 2002 to 2010.
- He was named to the Braves staff in November 2001, after enjoying a 15-year Major League playing career.
- Won the N.L. MVP in 1991 and was an All-Star third baseman in 1992 while playing for the Braves.
- A switch-hitter, Pendleton batted .287 with 71 home runs and 322 RBI in 593 games for Atlanta and .270 with 140 homers and 946 RBI in 1,893 games overall with the St. Louis Cardinals, Braves, Florida Marlins, Cincinnati Reds and Kansas City Royals.
- He was a three-time recipient of the Rawlings Gold Glove Award (in 1987 and 1989 with St. Louis and in 1992 with Atlanta).
- Pendleton played for the Braves from 1991 through 1994 and in part of 1996.
- In 1991 he batted an NL-best .319 with 22 home runs and 86 RBI...He tied for the league lead with 303 total bases, helping him earn the N.L. MVP Award, as well as Comeback Player of the Year honors.
- Pendleton signed with the Marlins as a free agent in April 1995 before he was traded back to Atlanta in exchange for outfielder Roosevelt Brown in August 1996.
- Pendleton was signed as a free agent by the Reds in January 1997 and the Royals in January 1998...He retired as a player the following December.
- Pendleton played collegiate baseball at Oxnard (Calif.) Community College and Fresno State University...He was selected by the Cardinals in the seventh round of the 1982 June draft after an All-America campaign at Fresno State.
- He was inducted into the California Community College Athletic Association Hall of Fame in March 2016.
- Terry and his wife Catherine reside in Snellville, Ga., with their three children: Stephanie, Terry and Trinity.



## CHIPPER JONES

### SPECIAL ASSISTANT, PLAYER DEVELOPMENT

- Following a playing career that lasted 19 Major League seasons with the Atlanta Braves, Chipper Jones joined Atlanta's baseball operations department in a special assistant role prior to the 2016 season.
- In his role, Jones consults with the baseball operations staff on trades and free-agent acquisitions and evaluates Braves minor league players during spring training and the regular season...He also assists with player evaluations leading into the Major League Baseball amateur draft.
- The 1999 National League MVP and 2008 N.L. Batting Champion was elected into the National Baseball Hall of Fame in January of 2018, while the Braves retired his uniform No. 10 and inducted him into the Atlanta Braves Hall of Fame in July of 2013.
- Chipper, 47, resides in Atlanta with his wife, Taylor, and their sons, Cutler Ridge and Cooper, and his stepson, Bryson...He has four other children, Larry Wayne Jones III (Trey), Shea, Triston and Matthew.

# 2019 BRAVES MINOR LEAGUE AWARD WINNERS

FRONT OFFICE

MANAGER & STAFF

PLAYER BIOS

SEASON IN REVIEW

PLAYER DEVELOPMENT

BRAVES HISTORY

OPPONENTS

MISCELLANEOUS



## 2019 BOBBY COX MANAGER OF THE YEAR

### MATT TUIASOPO - ROME BRAVES

The Bobby Cox Award is presented to the individual that best represents the top managerial performance throughout Atlanta's minor league system.

2018	Chris Maloney, Mississippi	2012	Luis Salazar, Lynchburg
2017	Ralph "Rocket" Wheeler, Florida	2011	Randy Ingle, Danville
2016	Randy Ingle, Rome	2010	José Tartabull, GCL Braves
2015	Brian Snitker, Gwinnett	2009	Paul Runge, Danville
2014	Randy Ingle, Danville	2008	Phillip Wellman, Mississippi
2013	Aaron Holbert, Mississippi	2007	Dave Brundage, Richmond



## 2019 BILL LUCAS AWARD

### THOMAS BURROWS - MISSISSIPPI BRAVES / GWINNETT STRIPERS

The Bill Lucas Award is presented annually to the organization's minor league player that best represents the Braves both on and off the field.

2018	Hayden Deal, Rome	2012	Ernesto Mejia, Gwinnett
2017	Touki Toussaint, Florida/Mississippi	2011	Cory Gearrin, Gwinnett/Atlanta
2016	Mike Soroka, Rome	2010	J.C. Boscan, Mississippi
2015	Barrett Kleinnect, Mississippi/Gwinnett	2009	Greg Creek, Mississippi
2014	Braeden Schlehuder, Mississippi	2008	Matt Young, Mississippi
2013	Todd Cunningham, Gwinnett/Atlanta	2007	Wes Timmons, Richmond



## 2019 PHIL NIEKRO AWARD

### IAN ANDERSON - MISSISSIPPI BRAVES / GWINNETT STRIPERS

The Phil Niekro Award is presented annually to the top pitcher in the Braves' minor league organization.

2018	Touki Toussaint, Mississippi/Gwinnett	2012	J.R. Graham, Lynchburg/Mississippi
2017	Mike Soroka, Mississippi	2011	Julio Teheran, Gwinnett/Atlanta
2016	Patrick Weigel, Rome/Mississippi	2010	Julio Teheran, Rome/Myrtle Beach/Mississippi
2015	Tyrell Jenkins, Mississippi/Gwinnett	2009	Craig Kimbrel, Rome/Myrtle Beach/Mis./Gwinnett
2014	Williams Pérez, Mississippi	2008	Tommy Hanson, Myrtle Beach/Mississippi
2013	Lucas Sims, Rome	2007	Jo-Jo Reyes, Atlanta/Mississippi/Richmond



## 2019 HANK AARON AWARD

### TREY HARRIS - ROME BRAVES / FLORIDA FIRE FROGS / MISSISSIPPI BRAVES

The Hank Aaron Award is presented annually to the top offensive performer in the Braves' minor league system.

2018	Austin Riley, Mississippi/Gwinnett	2012	Todd Cunningham, Mississippi
2017	Ronald Acuna Jr., Florida/Mississippi/Gwinnett	2011	Joey Terdoslavich, Lynchburg
2016	Dustin Peterson, Mississippi	2010	Freddie Freeman, Gwinnett
2015	Mallix Smith, Mississippi/Gwinnett	2009	Jason Heyward, Myrtle Beach/Mississippi/Gwinnett
2014	Kyle Kubitz, Mississippi	2008	Freddie Freeman, Rome
2013	Josh Elander, Rome/Lynchburg	2007	Jordan Schafer, Myrtle Beach/Rome

## 2019 MINOR LEAGUE TEAM MVPs

	Pitcher	Player
<b>Gwinnett (AAA)</b>	RH Bryse Wilson	OF Rafael Ortega
<b>Mississippi (AA)</b>	RH Ian Anderson & LH Tucker Davidson	OF Cristian Pache & OF Drew Waters
<b>Florida (High-A)</b>	LH Hayden Deal	OF Trey Harris
<b>Rome (A)</b>	LH Dilmer Mejia	OF Justin Dean
<b>Danville (Rk. Adv.)</b>	RH Ricky DeVito	1B Bryce Ball
<b>Gulf Coast (Rk.)</b>	RH Eudi Asencio	OF Michael Harris II
<b>Dominican Summer (Rk.)</b>	RH Roddery Muñoz	OF Deivi Estrada

# GWINNETT STRIPERS (AAA)

## 80-59 (1ST INTERNATIONAL LEAGUE SOUTH)



Coolray Field (10,427)  
 One Braves Avenue, Lawrenceville, GA 30043  
 678.277.0300 (Main) - 678.277.0351 (Press Box)  
 milb.com/gwinnett

Adam English ..... Vice President & General Manager  
 Dave Lezotte ..... Media Relations Manager

### FIELD STAFF

Damon Berryhill ..... Manager  
 Mike Maroth ..... Pitching Coach  
 Carlos Mendez ..... Hitting Coach  
 Alfredo Amezaga ..... Coach  
 TJ Saunders ..... Trainer  
 Paul Howey ..... Strength & Conditioning Coach

# MISSISSIPPI BRAVES (AA)

## 64-75 (4TH SOUTHERN LEAGUE SOUTH)



1ST Half: 33-36, 3RD | 2ND Half: 31-39, 4TH

Trustman Park (8,480)  
 One Braves Way, Pearl, MS 39028  
 601.932.8788 (Main) - 601.644.7612 (Press Box)  
 milb.com/mississippi

Pete Laven ..... Vice President & General Manager  
 Chris Harris ..... Director of Comm., Media & Broadcasting

### FIELD STAFF

Chris Maloney ..... Manager  
 David Chavarria ..... Pitching Coach  
 Einar Diaz ..... Hitting Coach  
 Nestor Pérez ..... Coach  
 Dave Comeau ..... Trainer  
 Jordan Sidwill ..... Strength & Conditioning Coach

# FLORIDA FIRE FROGS (A+)

## 54-82 (6TH FLORIDA STATE LEAGUE NORTH)



**FIRE FROGS™**

1ST Half: 25-41, 6TH | 2ND Half: 29-41, 6TH

CoolToday Park (8,000)  
 18800 South West Villages Pkwy., Venice, FL 34293  
 941.413.5004 (Main)  
 milb.com/florida

Mike Dunn ..... Vice President, Florida Operations

### FIELD STAFF

Barrett Kleinknecht ..... Manager  
 Dan Meyer ..... Pitching Coach  
 Danny Santiesteban ..... Hitting Coach  
 Juan "Porky" López ..... Coach  
 Eric Hyrcko ..... Trainer  
 Chris Cecere ..... Strength & Conditioning Coach

# ROME BRAVES [A]

## 65-74 (5TH SOUTH ATLANTIC LEAGUE SOUTH)

1ST Half: 30-39, 5TH | 2ND Half: 35-35, 4TH

State Mutual Stadium (5,105)  
755 Braves Boulevard, Rome, GA 30161  
706.368.9388 (Main) - 706.378.5132 (Press Box)  
milb.com/rome



David Cross ..... General Manager  
Miranda Black.....Assistant General Manager

### FIELD STAFF

Matt Tuiasosopo..... Manager  
Kanekoa Texeira .....Pitching Coach  
Mike Bard ..... Hitting Coach  
Wigberto Nevarez ..... Coach  
Kojo Kanemura ..... Trainer  
Ryan Meehan .....Strength & Conditioning Coach

# DANVILLE BRAVES [RK. ADV.]

## 30-38 (5TH APPALACHIAN LEAGUE EAST)

American Legion Post 325 Field at Dan Daniel Park (2,588)  
302 River Park Drive, Danville, VA 24540  
434.797.3792 (Main) - 434.797.3795 (Press Box)  
milb.com/danville



Brandon Bennett ..... General Manager  
Stephen Brunson.....Assistant General Manager

### FIELD STAFF

Michael Saunders ..... Manager  
TBD.....Pitching Coach  
Connor Narron ..... Hitting Coach  
Angel Flores..... Coach  
Austin Smith ..... Trainer  
Sam Feldman .....Strength & Conditioning Coach

# GCL BRAVES [R]

## 18-31 (5TH GULF COAST LEAGUE SOUTH)

CoolToday Park  
18800 South West Villages Pkwy., Venice, FL 34293  
941.413.5004 (Main)



Jeff Pink.....Coordinator, Florida Operations


### FIELD STAFF

Anthony Nuñez..... Manager  
Elvin Nina .....Pitching Coach  
Bobby Moore ..... Hitting Coach  
Omar Rosario..... Hitting Coach  
Jefferson Romero..... Coach  
Joel Wiggins..... Trainer  
Kyle Lindsey.....Strength & Conditioning Coach

# SHARE THE GAME WITH THE NEXT GENERATION

## GET INVOLVED AT [PLAYBALL.org](https://www.playball.org)

### AND FOLLOW [@PLAYBALL](https://twitter.com/PLAYBALL)



# MINOR LEAGUE PLAYERS [AS OF 1/15/2020]

## ACUÑA, JAMES *RIGHT-HANDED PITCHER*

**Bats:** R **Throws:** R **Height:** 6-5 **Weight:** 175  
**Born:** 9/18/97 in Long Beach, CA **Resides:** Cypress, CA  
**School:** Azuza Pacific University (CA)  
**Obtained:** Selected by the Braves in the 29th round of the 2019 First-Year Player Draft  
**Signed By:** Kevin Martin

Year	Club	W-L	ERA	G	GS	CG	SHO	SV	IP	H	R	ER	HR	HB	BB	SO	WP	BK
2019																		

Injured - Did Not Pitch

## ALESANDRO, RONALDO *RIGHT-HANDED PITCHER*

**Bats:** R **Throws:** R **Height:** 6-0 **Weight:** 170  
**Born:** 5/7/98 in Higuey, DR **Resides:** La Romana, DR  
**Obtained:** Signed by the Braves as a non-drafted free agent on June 11, 2018  
**Signed By:** Carlos Sequera

**2019 Review:** In August, made five relief appearances and did not allow a run in 7.2 innings while recording three saves...Struck out 15 of the 24 hitters he faced, allowing only two hits...Was honored as the organization's DSL Braves Pitcher of the Month...Had a team-most six saves on the season.

Year	Club	W-L	ERA	G	GS	CG	SHO	SV	IP	H	R	ER	HR	HB	BB	SO	WP	BK
2018	DSL Braves	0-4	2.60	11	8	0	0	0	34.2	31	16	10	0	4	22	47	9	2
2019	DSL Braves	3-1	2.43	18	4	0	0	6	33.1	22	13	9	0	4	11	45	3	0
<b>Minors Totals</b>		<b>3-5</b>	<b>2.51</b>	<b>29</b>	<b>12</b>	<b>0</b>	<b>0</b>	<b>6</b>	<b>68.0</b>	<b>53</b>	<b>29</b>	<b>19</b>	<b>0</b>	<b>8</b>	<b>33</b>	<b>92</b>	<b>12</b>	<b>2</b>

## ASENCIO, EUDI *RIGHT-HANDED PITCHER*

**Bats:** R **Throws:** R **Height:** 6-3 **Weight:** 170  
**Born:** 2/28/99 in San Cristobal, DR **Resides:** San Cristobal, DR  
**Obtained:** Signed by the Braves as a non-drafted free agent on July 2, 2017  
**Signed By:** Jonathan Cruz

**2019 Review:** Tapped by the organization as the GCL Braves Pitcher of the Year after leading the club in wins (3) and innings (33.0) and finishing second in strikeouts (29)...**2018:** Named DSL Pitcher of the Month by the organization after going 1-1 with a 1.00 ERA (2 ER/18.0 IP) across four starts in August.

Year	Club	W-L	ERA	G	GS	CG	SHO	SV	IP	H	R	ER	HR	HB	BB	SO	WP	BK
2017	DSL Braves	0-0	3.10	10	4	0	0	0	20.1	13	9	7	1	6	13	17	3	1
2018	DSL Braves	5-5	2.63	14	14	0	0	0	61.2	44	27	18	1	5	21	52	11	0
2019	GCL Braves	3-3	3.82	12	3	0	0	1	33.0	30	18	14	0	0	10	29	3	0
<b>Minor Totals</b>		<b>8-8</b>	<b>3.05</b>	<b>36</b>	<b>21</b>	<b>0</b>	<b>0</b>	<b>1</b>	<b>115.0</b>	<b>87</b>	<b>54</b>	<b>39</b>	<b>2</b>	<b>11</b>	<b>44</b>	<b>98</b>	<b>17</b>	<b>1</b>

## BACKSTROM, MAHKI *INFILDER*

**Bats:** L **Throws:** L **Height:** 6-5 **Weight:** 215  
**Born:** 10/10/01 in Hawthorne, CA **Resides:** Cypress, CA  
**School:** Junipero Serra (CA) HS  
**Obtained:** Selected by the Braves in the 18th round of the 2019 First-Year Player Draft  
**Signed By:** Kevin Martin

Year	Club	AVG	G	AB	R	H	2B	3B	HR	RBI	SH	SF	HP	BB	SO	SB-CS	OBP	SLG	E
2019	GCL Braves	.300	23	70	8	21	5	0	2	8	0	0	0	12	27	1-0	.402	.457	6

## BACON, TROY *RIGHT-HANDED PITCHER*

**Bats:** R **Throws:** R **Height:** 6-0 **Weight:** 190  
**Born:** 9/26/96 in Tampa, FL **Resides:** Tampa, FL  
**School:** Santa Fe CC (FL)  
**Obtained:** Selected by the Braves in the fourth round (110th overall) of the 2017 First-Year Player Draft

**2019 Review:** Made 26 appearances, 25 starts, all with High-A Florida...Made six relief appearances in August and allowed one run in 12.1 innings (0.73 ERA), walking two and striking out 12...**2018:** Split his second professional season between High-A Florida and Single-A Rome, combining to go 3-2 with a 2.48 ERA (15 ER/54.1 IP), 55 strikeouts and four saves across 30 games...Ranked fifth among Atlanta relief farmhands (min. 30.0 IP) with a 2.48 ERA, and ranked in the top 10 among all Braves prospects in strikeout-to-walk ratio (7th, 3.63) and saves (T8th, 4)...**2017:** Appeared in 13 games with the GCL Braves in his debut campaign, going 1-1 with a pair of saves and a 3.44 ERA (7 ER/18.1 IP)...Allowed four runs in 0.1 innings in his professional debut, before pitching to a 1.50 ERA (3 ER/18.0 IP) in his final 12 appearances.

FRONT OFFICE  
MANAGER & STAFF  
PLAYER BIOS  
SEASON IN REVIEW  
PLAYER DEVELOPMENT  
BRAVES HISTORY  
OPPONENTS  
MISCELLANEOUS



MINOR LEAGUE PLAYERS

Year	Club	W-L	ERA	G	GS	CG	SHO	SV	IP	H	R	ER	HR	HB	BB	SO	WP	BK
2017	GCL Braves	1-1	3.44	13	0	0	0	2	18.1	11	7	7	1	1	7	22	1	0
2018	Florida	2-1	2.68	20	0	0	0	1	37.0	32	12	11	3	2	15	36	0	1
	Rome	1-1	2.08	12	0	0	0	3	17.1	16	7	4	1	0	3	19	0	0
2019	Florida	4-3	4.13	26	1	0	0	0	48.0	49	27	22	5	1	18	59	2	0
<b>Minor Totals</b>		<b>8-6</b>	<b>3.28</b>	<b>71</b>	<b>1</b>	<b>0</b>	<b>0</b>	<b>6</b>	<b>120.2</b>	<b>108</b>	<b>53</b>	<b>44</b>	<b>10</b>	<b>4</b>	<b>43</b>	<b>136</b>	<b>3</b>	<b>1</b>

**BARETT, JOSÉ** *OUTFIELDER*

**Bats:** R      **Throws:** R      **Height:** 6-0      **Weight:** 157  
**Born:** 1/13/03 in Bejuma, Venezuela      **Resides:** Bejuma, Venezuela  
**Obtained:** Signed by the Braves as a non-drafted free agent on July 2, 2019

Year	Club	AVG	G	AB	R	H	2B	3B	HR	RBI	SH	SF	HP	BB	SO	SB-CS	OBP	SLG	E
2020 Will Be First Professional Season																			

**BARGER, ALEC** *RIGHT-HANDED PITCHER*

**Bats:** R      **Throws:** R      **Height:** 6-2      **Weight:** 200  
**Born:** 3/24/98 in Champaign, IL      **Resides:** Savoy, IL  
**School:** North Carolina State University  
**Obtained:** Selected by the Braves in the 17th round of the 2019 First-Year Player Draft  
**Signed By:** William Best

Year	Club	W-L	ERA	G	GS	CG	SHO	SV	IP	H	R	ER	HR	HB	BB	SO	WP	BK
2019	Danville	0-3	5.85	13	13	0	0	0	40.0	49	27	26	7	1	16	43	5	0

**BASTARDO, SAMUEL** *CATCHER*

**Bats:** R      **Throws:** R      **Height:** 6-1      **Weight:** 165  
**Born:** 9/6/02 in Maturin, Venezuela      **Resides:** Maturin, Venezuela  
**Obtained:** Signed by the Braves as a non-drafted free agent on July 2, 2019

Year	Club	AVG	G	AB	R	H	2B	3B	HR	RBI	SH	SF	HP	BB	SO	SB-CS	OBP	SLG	E
2020 Will Be First Professional Season																			

**BAUTISTA, JORGE** *RIGHT-HANDED PITCHER*

**Bats:** R      **Throws:** R      **Height:** 6-0      **Weight:** 155  
**Born:** 12/10/00 in La Romana, DR      **Resides:** La Romana, DR  
**Obtained:** Signed by the Braves as a non-drafted free agent on July 6, 2018  
**Signed By:** Jonathan Cruz

Year	Club	W-L	ERA	G	GS	CG	SHO	SV	IP	H	R	ER	HR	HB	BB	SO	WP	BK
2018	DSL Braves	0-0	3.18	8	0	0	0	1	11.1	14	4	4	0	2	8	7	3	0
2019	DSL Braves	1-3	3.86	13	12	0	0	0	53.2	44	25	23	3	5	20	46	6	1
<b>Minor Totals</b>		<b>1-3</b>	<b>3.74</b>	<b>21</b>	<b>12</b>	<b>0</b>	<b>0</b>	<b>1</b>	<b>65.0</b>	<b>58</b>	<b>29</b>	<b>27</b>	<b>3</b>	<b>7</b>	<b>28</b>	<b>53</b>	<b>9</b>	<b>1</b>

**BENNETT, SHAIRON** *RIGHT-HANDED PITCHER*

**Bats:** R      **Throws:** R      **Height:** 6-4      **Weight:** 220  
**Born:** 12/30/01 in Laguna de Perlas, Nicaragua      **Resides:** Laguna de Perlas, Nicaragua  
**Obtained:** Signed by the Braves as a non-drafted free agent on August 21, 2018  
**Signed By:** Chris Roque

Year	Club	W-L	ERA	G	GS	CG	SHO	SV	IP	H	R	ER	HR	HB	BB	SO	WP	BK
2019	DSL Braves	1-0	0.00	2	0	0	0	0	2.2	0	0	0	0	0	2	2	0	0

**BENSON, GRIFFIN** *INFIELDER*

**Bats:** S      **Throws:** R      **Height:** 6-5      **Weight:** 220  
**Born:** 9/28/97 in Fort Worth, TX      **Resides:** Ft. Worth, TX  
**School:** Aledo (TX) HS  
**Obtained:** Selected by the Braves in the 23rd round of the 2016 First-Year Player Draft  
**Signed By:** Nate Dion

**2019 Review:** Named the South Atlantic League Player of the Week for the period of 7/8-14; Hit .400 (8-for-20) with a 1.506 OPS in that stretch, including hitting three home runs and driving in nine...Hit a single-season career-most 13 home runs, after hitting only five in his first three professional seasons... Led the R-Braves in both home runs and RBI (60)...**2018:** Played in 35 games between Rookie Advanced Danville and Single-A Rome and hit .256/.338/.403 (33-for-129) with three home runs, 16 RBI and 19 runs

scored.

Year	Club	AVG	G	AB	R	H	2B	3B	HR	RBI	SH	SF	HP	BB	SO	SB-CS	OBP	SLG	E
2016	GCL Braves	.223	50	166	16	37	5	0	1	13	1	2	2	14	40	0-0	.288	.271	4
2017	Danville	.234	45	137	18	32	4	0	1	15	0	1	2	17	40	1-0	.325	.285	4
2018	Rome	.200	8	25	3	5	2	0	0	1	0	0	1	3	11	1-0	.310	.280	5
	Danville	.269	27	104	16	28	6	1	3	15	0	0	2	10	34	1-1	.345	.433	4
2019	Rome	.208	106	375	51	78	22	4	13	60	0	1	12	49	147	1-1	.318	.392	2
<b>Minor Totals</b>		<b>.223</b>	<b>236</b>	<b>807</b>	<b>104</b>	<b>180</b>	<b>39</b>	<b>5</b>	<b>18</b>	<b>104</b>	<b>1</b>	<b>4</b>	<b>19</b>	<b>93</b>	<b>272</b>	<b>4-2</b>	<b>.316</b>	<b>.351</b>	<b>19</b>

**BERMÚDEZ, JOSÉ** *OUTFIELDER*

**Bats:** S      **Throws:** R      **Height:** 6-2      **Weight:** 160  
**Born:** 7/9/97 in Maracaibo, Venezuela      **Resides:** Maracaibo, Venezuela  
**Obtained:** Signed by the Braves as a non-drafted free agent on September 18, 2015  
**Signed By:** Rolando Petit

**2019 Review:** Named by the organization as Rome's Player of the Month for July...Hit .337/.375/.482 (28-for-83) with nine extra-base hits, 11 RBI, 12 runs scored and six stolen bases in that month...**2018:** Spent the campaign with Rookie Advanced Danville and Single-Rome...Hit .179/.238/.231 (7-for-39) with two doubles, five RBI and two runs scored in 13 games.

Year	Club	AVG	G	AB	R	H	2B	3B	HR	RBI	SH	SF	HP	BB	SO	SB-CS	OBP	SLG	E
2016	DSL Braves	.258	52	159	28	41	6	1	0	17	5	0	5	17	47	11-2	.348	.308	2
2017	GCL Braves	.247	39	150	17	37	5	1	1	15	2	0	3	14	41	7-4	.323	.313	1
2018	Rome	.154	8	26	2	4	0	0	0	3	1	0	1	1	11	2-1	.214	.154	2
	Danville	.231	5	13	0	3	2	0	0	2	0	0	1	0	4	0-1	.286	.385	0
2019	Rome	.244	75	250	30	61	9	2	1	21	1	1	4	20	88	15-6	.309	.308	5
<b>Minor Totals</b>		<b>.244</b>	<b>179</b>	<b>598</b>	<b>77</b>	<b>146</b>	<b>22</b>	<b>4</b>	<b>2</b>	<b>58</b>	<b>9</b>	<b>1</b>	<b>14</b>	<b>52</b>	<b>191</b>	<b>35-14</b>	<b>.319</b>	<b>.304</b>	<b>10</b>

**BERMÚDEZ, NÉSTOR** *LEFT-HANDED PITCHER*

**Bats:** L      **Throws:** L      **Height:** 6-0      **Weight:** 160  
**Born:** 8/9/01 in Maracaibo, Venezuela      **Resides:** Santa Rita, Venezuela  
**Obtained:** Signed by the Braves as a non-drafted free agent on January 29, 2019

Year	Club	W-L	ERA	G	GS	CG	SHO	SV	IP	H	R	ER	HR	HB	BB	SO	WP	BK
2019	DSL Braves	0-0	11.25	5	0	0	0	0	4.0	4	6	5	0	0	5	4	0	0

**BERNE, MASON** *INFIELDER*

**Bats:** R      **Throws:** R      **Height:** 6-3      **Weight:** 225  
**Born:** 3/11/96 in Lumberton, NC      **Resides:** Southport, NC  
**School:** University of North Carolina Wilmington  
**Obtained:** Selected by the Braves in the 33rd round of the 2018 First-Year Player Draft  
**Signed By:** Billy Best

**2019 Review:** In his first full professional season, played in 37 games between the GCL Braves and Rookie Advanced Danville, slashing .294/.366/.431 (32-for-109) with three doubles, four home runs, 17 RBI and 17 runs.

Year	Club	AVG	G	AB	R	H	2B	3B	HR	RBI	SH	SF	HP	BB	SO	SB-CS	OBP	SLG	E
2018	GCL Braves	.160	33	100	4	16	7	0	0	7	0	1	0	13	26	1-1	.254	.230	3
2019	Danville	.341	13	44	7	15	2	0	1	5	0	1	0	5	9	0-0	.400	.455	1
	GCL Braves	.262	24	65	10	17	1	0	3	12	0	0	0	8	12	0-0	.342	.415	4
<b>Minor Totals</b>		<b>.230</b>	<b>70</b>	<b>209</b>	<b>21</b>	<b>48</b>	<b>10</b>	<b>0</b>	<b>4</b>	<b>24</b>	<b>0</b>	<b>2</b>	<b>0</b>	<b>26</b>	<b>47</b>	<b>1-1</b>	<b>.312</b>	<b>.335</b>	<b>8</b>

**BIRDSONG, CODY** *INFIELDER*

**Bats:** R      **Throws:** R      **Height:** 6-2      **Weight:** 195  
**Born:** 1/19/97 in Poplar Bluff, MO      **Resides:** Poplar Bluff, MO  
**School:** Quincy University (IL)  
**Obtained:** Selected by the Braves in the 32nd round of the 2019 First-Year Player Draft  
**Signed By:** Kevin Barry

**2019 Review:** Named by the organization as the Danville Player of the Month for August; batted .310/.363/.440 (26-for-84) with seven extra-base hits (5 2B, 2 HR), 10 RBI and a team-most 37 total bases.

Year	Club	AVG	G	AB	R	H	2B	3B	HR	RBI	SH	SF	HP	BB	SO	SB-CS	OBP	SLG	E
2019	Danville	.234	57	209	17	49	10	0	4	22	1	1	2	11	59	0-2	.278	.340	9

**BLAIR, CONNOR** *OUTFIELDER*

**Bats:** R                      **Throws:** R                      **Height:** 6-0                      **Weight:** 205  
**Born:** 5/6/98 in Deer Park, CA                      **Resides:** Seattle, WA  
**School:** University of Washington  
**Obtained:** Selected by the Braves in the 15th round of the 2019 First-Year Player Draft  
**Signed By:** Cody Martin

**2019 Review:** After getting drafted by the Braves in June, played in a combined 43 games between Rookie Advanced Danville and Single-A Rome...Hit .194 (30-for-155) with four home runs, 21 RBI and 16 runs scored.

Year	Club	AVG	G	AB	R	H	2B	3B	HR	RBI	SH	SF	HP	BB	SO	SB-CS	OBP	SLG	E
2019	Rome	.105	6	19	2	2	1	0	1	2	0	0	0	2	6	1-0	.190	.316	0
	Danville	.206	37	136	14	28	5	0	3	19	0	2	5	10	41	2-1	.281	.309	3
<b>Minor Totals</b>		<b>.194</b>	<b>43</b>	<b>155</b>	<b>16</b>	<b>30</b>	<b>6</b>	<b>0</b>	<b>4</b>	<b>21</b>	<b>0</b>	<b>2</b>	<b>5</b>	<b>12</b>	<b>47</b>	<b>3-1</b>	<b>.270</b>	<b>.310</b>	<b>3</b>

**BORKOVICH, WALTER** *RIGHT-HANDED PITCHER*

**Bats:** R                      **Throws:** R                      **Height:** 6-5                      **Weight:** 215  
**Born:** 7/3/95 in Traverse City, MI                      **Resides:** Traverse City, MI  
**School:** Michigan State University  
**Obtained:** Signed by the Braves as a non-drafted free agent on June 26, 2017  
**Signed By:** Rick Sellers

**2019 Review:** Combined to go 2-6 with a 5.25 ERA (34 ER/58.1 IP) with 22 walks and 49 strikeouts in 29 games, six starts, between High-A Florida and Triple-A Gwinnett...Made only one appearance with the Stripers, on April 16, his Triple-A debut...**2018:** Split the season between Single-A Rome and High-A Florida, and combined to go 5-1 with a 1.47 ERA (14 ER/85.2 IP) and two saves across 34 games (six starts)...Led all Atlanta pitchers (min. 30.0 IP) in ERA...Was named a South Atlantic League Mid-Season All-Star after going 3-1 with a 2.48 ERA over 31 games to open the season...Made three scoreless starts totaling 17.0 innings with Florida in August and earned Fire Frogs co-Pitcher of the Month honors from the organization...**2017:** Played at three levels after signing with Atlanta as a non-drafted free agent, combining to go 3-2 with a 2.30 ERA (7 ER/27.1 IP) between the GCL Braves, Rookie Advanced Danville and Single-A Rome.

Year	Club	W-L	ERA	G	GS	CG	SHO	SV	IP	H	R	ER	HR	HB	BB	SO	WP	BK
2017	GCL Braves	0-0	0.00	2	0	0	0	0	4.0	4	0	0	0	0	1	1	0	0
	Danville	2-1	3.00	8	0	0	0	2	12.0	12	6	4	2	0	1	13	2	0
	Rome	1-1	2.38	6	0	0	0	1	11.1	13	4	3	0	0	1	16	0	0
2018	Rome	4-1	1.83	31	3	0	0	2	68.2	62	18	14	3	4	15	44	3	0
	Florida	1-0	0.00	3	3	0	0	0	17.0	12	0	0	0	0	0	12	0	0
2019	Gwinnett	0-1	18.00	1	0	0	0	0	2.0	2	5	4	0	0	2	0	2	0
	Florida	2-5	4.79	28	6	0	0	1	56.1	72	38	30	3	2	20	49	3	0
<b>Minor Totals</b>		<b>10-9</b>	<b>2.89</b>	<b>79</b>	<b>12</b>	<b>0</b>	<b>0</b>	<b>6</b>	<b>171.1</b>	<b>177</b>	<b>71</b>	<b>55</b>	<b>8</b>	<b>6</b>	<b>40</b>	<b>135</b>	<b>10</b>	<b>0</b>

**BROWN, LOGAN** *CATCHER*

**Bats:** L                      **Throws:** R                      **Height:** 6-1                      **Weight:** 190  
**Born:** 9/14/96 in Evansville, IN                      **Resides:** Mount Vernon, IN  
**School:** University of Southern Indiana  
**Obtained:** Selected by the Braves in the 35th round of the 2018 First-Year Player Draft  
**Signed By:** Kevin Barry

**2019 Review:** Split the season between Single-A Rome and High-A Florida, combining to hit .272/.313/.334 (100-for-368) with 20 extra-base hits (18 2B, 1 3B, 1 HR), 46 RBI and 37 runs scored in 99 games... Batted .333 (15-for-45) in 12 June games for Rome and earned co-Player of the Month honors from the organization...Was transferred to Florida on June 20 and spent the rest of the season with the Fire Frogs... Defensively, combined to throw out 37-of-93 would-be basestealers (39.8 percent)...Finished the season as MLB.com's No. 26 Braves' prospect...**Other:** Son of former major league catcher Kevin Brown, who had a seven-year big league career with Texas (1996-97), Toronto (1998-99), Milwaukee (2000-01) and Boston (2002).

Year	Club	AVG	G	AB	R	H	2B	3B	HR	RBI	SH	SF	HP	BB	SO	SB-CS	OBP	SLG	E
2018	GCL Braves	.272	37	114	13	31	5	0	3	16	0	0	2	11	16	0-1	.346	.395	4
2019	Rome	.301	51	193	25	58	11	1	1	26	0	0	4	11	39	0-0	.351	.383	4
	Florida	.240	48	175	12	42	7	0	0	20	0	0	1	6	44	0-0	.269	.280	3
<b>Minor Totals</b>		<b>.272</b>	<b>136</b>	<b>482</b>	<b>50</b>	<b>131</b>	<b>23</b>	<b>1</b>	<b>4</b>	<b>62</b>	<b>0</b>	<b>0</b>	<b>7</b>	<b>28</b>	<b>99</b>	<b>0-1</b>	<b>.321</b>	<b>.349</b>	<b>11</b>

**BRYANT, CHAD** RIGHT-HANDED PITCHER

**Bats:** R **Throws:** R **Height:** 6-0 **Weight:** 205  
**Born:** 8/3/99 in Grove Hill, AL **Resides:** Thomasville, AL  
**School:** Pensacola State College (FL)  
**Obtained:** Selected by the Braves in the 25th round of the 2019 First-Year Player Draft  
**Signed By:** Kirk Fredriksson

Year	Club	W-L	ERA	G	GS	CG	SHO	SV	IP	H	R	ER	HR	HB	BB	SO	WP	BK
2019	GCL Braves	1-1	8.88	11	7	0	0	0	24.1	31	24	24	2	6	13	23	4	0

**BRYSON, DENZEL** CATCHER

**Bats:** R **Throws:** R **Height:** 5-11 **Weight:** 185  
**Born:** 9/26/00 in Oranjestad, Aruba **Resides:** Eindhoven, Netherlands  
**Obtained:** Signed by the Braves as a non-drafted free agent on October 3, 2018  
**Signed By:** A.J. Scola

Year	Club	AVG	G	AB	R	H	2B	3B	HR	RBI	SH	SF	HP	BB	SO	SB-CS	OBP	SLG	E
2019	GCL Braves	.065	27	62	7	4	2	0	0	0	0	0	2	7	31	1-0	.183	.097	0

**BUNNELL, CADE** INFIELDER

**Bats:** L **Throws:** R **Height:** 6-0 **Weight:** 190  
**Born:** 5/14/97 in Stoughton, WI **Resides:** Stoughton, WI  
**School:** Indiana University  
**Obtained:** Selected by the Braves in the 40th round of the 2019 First-Year Player Draft  
**Signed By:** Kevin Barry

Year	Club	AVG	G	AB	R	H	2B	3B	HR	RBI	SH	SF	HP	BB	SO	SB-CS	OBP	SLG	E
2019	GCL Braves	.141	26	64	17	9	1	0	1	4	1	1	1	25	27	0-0	.385	.203	4

**BURGESS, BRENT** RIGHT-HANDED PITCHER

**Bats:** R **Throws:** R **Height:** 6-1 **Weight:** 200  
**Born:** 5/2/97 in Atlanta, GA **Resides:** Lithonia, GA  
**School:** Georgia Gwinnett College  
**Obtained:** Signed by the Braves as a non-drafted free agent on July 12, 2019  
**Signed By:** Kirk Fredriksson

**2019 Review:** Did not allow a run in August, covering five relief appearances and 9.1 innings; gave up 10 hits, four walks and struck out 12...Was honored as the organization's GCL Braves Pitcher of the Month.

Year	Club	W-L	ERA	G	GS	CG	SHO	SV	IP	H	R	ER	HR	HB	BB	SO	WP	BK
2019	GCL Braves	1-0	1.46	8	0	0	0	1	12.1	14	2	2	1	0	8	15	0	0

**CALANDRA, MITCH** CATCHER

**Bats:** R **Throws:** R **Height:** 6-0 **Weight:** 200  
**Born:** 1/13/97 in Floral Park, NY **Resides:** Floral Park, NY  
**School:** Eckerd College (FL)  
**Obtained:** Selected by the Braves in the 30th round of the 2019 First-Year Player Draft  
**Signed By:** Jon Bunnell

Year	Club	AVG	G	AB	R	H	2B	3B	HR	RBI	SH	SF	HP	BB	SO	SB-CS	OBP	SLG	E
2019	Danville	.271	28	107	15	29	4	1	0	7	0	0	1	3	18	0-0	.297	.327	3

**CAMACARD, JOSÉ** CATCHER

**Bats:** R **Throws:** R **Height:** 5-9 **Weight:** 160  
**Born:** 12/5/02 in Punto Fijo, Venezuela **Resides:** Punto Fijo, Venezuela  
**Obtained:** Signed by the Braves as a non-drafted free agent on July 2, 2019

Year	Club	AVG	G	AB	R	H	2B	3B	HR	RBI	SH	SF	HP	BB	SO	SB-CS	OBP	SLG	E
2020 Will Be First Professional Season																			

**CAMACHO, ALEX** RIGHT-HANDED PITCHER

**Bats:** R **Throws:** R **Height:** 6-7 **Weight:** 245  
**Born:** 7/30/96 in Stockton, CA **Resides:** Lodi, CA  
**School:** Vanguard University (CA)  
**Obtained:** Selected by the Braves in the 37th round of the 2018 First-Year Player Draft  
**Signed By:** Dan Cox

**2019 Review:** Went 2-1 with a 3.08 ERA (9 ER/26.1 IP), seven walks, 31 strikeouts and two saves in 15 relief appearances between Single-A Danville and Florida...Of his 13 appearances with Danville, 11 finished the game, the most such outings on the team...**2018:** Combined to appear in 18 games between the GCL Braves, Single-A Rome and High-A Florida...Went 2-1 with a 3.82 ERA (13 ER/30.2 IP), 11 walks, 30 strikeouts.

Year	Club	W-L	ERA	G	GS	CG	SHO	SV	IP	H	R	ER	HR	HB	BB	SO	WP	BK
2018	GCL Braves	1-1	4.18	14	0	0	0	1	23.2	27	14	11	1	2	8	25	3	0
	Florida	0-0	0.00	3	0	0	0	0	5.0	1	0	0	0	0	2	4	2	0
	Rome	1-0	9.00	1	0	0	0	0	2.0	3	2	2	1	0	1	1	2	0
2019	Danville	2-1	3.57	13	0	0	0	2	22.2	22	11	9	2	2	7	28	3	0
	Florida	0-0	0.00	2	0	0	0	0	3.2	4	0	0	0	0	0	3	0	0
<b>Minor Totals</b>		<b>4-2</b>	<b>3.47</b>	<b>33</b>	<b>0</b>	<b>0</b>	<b>0</b>	<b>3</b>	<b>57.0</b>	<b>57</b>	<b>27</b>	<b>22</b>	<b>4</b>	<b>4</b>	<b>18</b>	<b>61</b>	<b>10</b>	<b>0</b>

**CAMINERO, CARLOS** LEFT-HANDED PITCHER

**Bats:** L **Throws:** L **Height:** 6-4 **Weight:** 185  
**Born:** 9/17/97 in Bonao, DR **Resides:** Bonao, DR  
**Obtained:** Signed by the Braves as a non-drafted free agent on September 19, 2016  
**Signed By:** Caonabo Cosme

**2018 Review:** Ranked among Atlanta's relief farmhands (min. 30 IP) in ERA (2nd, 1.87) and saves (7th, 5).

Year	Club	W-L	ERA	G	GS	CG	SHO	SV	IP	H	R	ER	HR	HB	BB	SO	WP	BK
2017	DSL Braves	1-2	5.60	18	0	0	0	0	35.1	48	35	22	2	4	15	32	5	3
2018	DSL Braves	1-2	1.87	17	0	0	0	5	33.2	25	15	7	0	0	20	40	3	0
2019	GCL Braves	0-2	7.62	8	0	0	0	1	13.0	20	12	11	1	0	5	12	2	0
<b>Minor Totals</b>		<b>2-6</b>	<b>4.39</b>	<b>43</b>	<b>0</b>	<b>0</b>	<b>0</b>	<b>6</b>	<b>82.0</b>	<b>93</b>	<b>62</b>	<b>40</b>	<b>3</b>	<b>4</b>	<b>40</b>	<b>84</b>	<b>10</b>	<b>3</b>

**CAMPBELL, DREW** OUTFIELDER

**Bats:** L **Throws:** L **Height:** 6-0 **Weight:** 175  
**Born:** 11/10/97 in Jeffersonville, IN **Resides:** Jeffersonville, IN  
**School:** University of Louisville (KY)  
**Obtained:** Selected by the Braves in the 23rd round of the 2019 First-Year Player Draft  
**Signed By:** Kevin Barry

**Amateur:** Is the only player in University of Louisville history to be named to an All-College World Series Team...Hit .462 (6-for-13) with three RBI in four games in the 2019 College World Series...Also had a walk-off base hit against Mississippi State in an elimination game at that CWS.

Year	Club	AVG	G	AB	R	H	2B	3B	HR	RBI	SH	SF	HP	BB	SO	SB-CS	OBP	SLG	E
2019	Rome	.224	28	107	8	24	4	1	1	7	2	0	0	5	14	1-1	.259	.308	1

**CARTER, WILLIE** OUTFIELDER

**Bats:** R **Throws:** R **Height:** 6-0 **Weight:** 205  
**Born:** 4/8/97 in Gainesville, FL **Resides:** Lake City, FL  
**School:** Webber International University (FL)  
**Obtained:** Selected by the Braves in the 34th round of the 2019 First-Year Player Draft

**Amateur:** In one season at Webber International University, Carter set the program's single-season home run (19) and hits (87) record...Became the third player from Webber International to be selected in the MLB Draft, joining Matthew Krohe (Arizona in 2005) and Grover Benton (New York-NL in 2003).

Year	Club	AVG	G	AB	R	H	2B	3B	HR	RBI	SH	SF	HP	BB	SO	SB-CS	OBP	SLG	E
2019	Rome	.242	52	186	22	45	10	1	4	27	0	1	5	20	50	7-3	.330	.371	3

**CASTEEL, RYAN** INFILDER

**Bats:** R **Throws:** R **Height:** 6-1 **Weight:** 205  
**Born:** 6/6/91 in Chattanooga, TN **Resides:** Cleveland, TN  
**School:** Cleveland State CC (TN)

**Obtained:** Signed by the Braves as a minor-league free agent on January 24, 2019

**2019 Review:** Spent the entire year with Double-A Mississippi, serving as the team's primary first baseman...Led the club in home runs (21) and RBI (73), totals that each ranked second in the Southern League...Finished third in the league in slugging percentage (.477) and seventh in OPS (tied, .811)...**2018:** Appeared in 104 games in the independent Atlantic League with Lancaster...Hit .321 (117-for-365) and was named an Atlantic League Mid- and Post-Season All-Star...**2017:** Played in 100 games with Arkansas, the Mariners' Double-A affiliate...Was named the Texas League Player of the Week for the period of 8/21-27 after hitting .391/.500/.870 (9-for-23) in six games...**2016:** Began the year in Colorado's organization before finishing the year with Seattle's organization...Combined to hit .237/.292/.359 with six home runs and 48 RBI in 93 games between Triple-A Albuquerque (COL) and Double-A Jackson (SEA)...**2015:** Played across three levels of the Rockies system, hitting .306/.313/.425 (49-for-160) with two home runs and 22 RBI in 42 games between Single-A Boise, Double-A New Britain and Triple-A Albuquerque...Missed over two months of the season with a right quad strain...**2014:** Spent the full season with Double-A Tulsa...Was a Texas League Mid-Season All-Star...Also won the league's Player of the Week honor in early June...**2013:** Was a California League Post-Season All-Star with Single-A Modesto...**Amateur:** Was originally selected by Colorado in the 17th round of the 2010 First-Year Player Draft out of Cleveland State CC in Tennessee.

Year	Club	AVG	G	AB	R	H	2B	3B	HR	RBI	SH	SF	HP	BB	SO	SB-CS	OBP	SLG	E
2010	Casper	.305	43	177	21	54	8	1	3	22	0	0	0	10	35	2-0	.342	.412	4
2011	Tri-City	.273	56	198	31	54	17	2	1	30	0	2	2	24	40	8-5	.354	.394	5
2012	Asheville	.279	71	251	28	70	24	2	2	28	0	0	1	19	44	6-2	.332	.414	9
2013	Modesto	.270	108	411	67	111	30	4	22	76	0	4	4	50	118	1-0	.352	.523	1
2014	Tulsa	.280	113	436	63	122	22	1	16	56	0	3	3	39	94	3-3	.341	.445	12
2015	Albuquerque	.292	34	130	12	38	8	1	2	20	1	1	0	2	33	2-1	.301	.415	5
	New Britain	.467	4	15	2	7	2	0	0	2	0	0	0	0	4	0-0	.467	.600	1
	Boise	.267	4	15	2	4	1	0	0	0	0	0	0	6	0-0	.267	.333	0	
2016	Jackson	.243	50	185	21	45	9	1	3	28	0	5	0	19	51	3-1	.306	.351	1
	Albuquerque	.230	43	152	19	35	8	2	3	20	0	0	1	8	47	0-1	.273	.368	3
2017	Arkansas	.272	100	389	47	106	25	0	12	61	0	4	0	31	84	1-0	.323	.429	7
2018	Lancaster (IND)	.321	104	365	51	117	20	3	16	70	0	5	6	34	53	3-2	.383	.523	3
2019	Mississippi	.263	118	411	47	108	21	2	21	73	0	2	2	43	121	0-0	.334	.477	4
<b>Minor Totals</b>		<b>.272</b>	<b>744</b>	<b>2770</b>	<b>360</b>	<b>754</b>	<b>175</b>	<b>16</b>	<b>85</b>	<b>416</b>	<b>1</b>	<b>21</b>	<b>13</b>	<b>245</b>	<b>677</b>	<b>26-13</b>	<b>.332</b>	<b>.439</b>	<b>52</b>

\*minor league totals do not include Independent League statistics

## CELEDONIO, JEREMY OUTFIELDER

**Bats:** R **Throws:** R **Height:** 6-0 **Weight:** 183  
**Born:** 12/26/01 in Santo Domingo Este, DR **Resides:** Santo Domingo Este, DR  
**Obtained:** Signed by the Braves as a non-drafted free agent on January 29, 2019

Year	Club	AVG	G	AB	R	H	2B	3B	HR	RBI	SH	SF	HP	BB	SO	SB-CS	OBP	SLG	E
2019	DSL Braves	.203	59	192	30	39	7	0	4	22	0	2	8	41	72	5-0	.362	.302	4

## CELEDONIO, RAULÍN RIGHT-HANDED PITCHER

**Bats:** R **Throws:** R **Height:** 6-6 **Weight:** 245  
**Born:** 2/8/00 in Santo Domingo Centro, DR **Resides:** Santo Domingo Este, DR  
**Obtained:** Signed by the Braves as a non-drafted free agent on September 27, 2017

**2019 Review:** Spent the season between the DSL and GCL Braves, going 0-3 with a 3.81 ERA (12 ER/28.1 IP), 19 walks and 27 strikeouts in 13 games.

Year	Club	W-L	ERA	G	GS	CG	SHO	SV	IP	H	R	ER	HR	HB	BB	SO	WP	BK
2018	DSL Braves	1-1	12.15	18	0	0	0	1	26.2	33	45	36	2	4	40	38	16	0
2019	GCL Braves	0-1	4.15	9	0	0	0	0	17.1	8	12	8	0	3	18	15	10	0
	DSL Braves	0-2	3.27	4	0	0	0	0	11.0	12	7	4	0	1	1	12	2	1
<b>Minor Totals</b>		<b>1-4</b>	<b>7.85</b>	<b>31</b>	<b>0</b>	<b>0</b>	<b>0</b>	<b>1</b>	<b>55.0</b>	<b>53</b>	<b>64</b>	<b>48</b>	<b>2</b>	<b>8</b>	<b>59</b>	<b>65</b>	<b>28</b>	<b>1</b>

## CELESTEN, NELSON INFIELDER

**Bats:** L **Throws:** R **Height:** 5-10 **Weight:** 160  
**Born:** 9/3/99 in San Pedro De Macoris, DR  
**Obtained:** Signed by the Braves as a non-drafted free agent on June 15, 2019

Year	Club	AVG	G	AB	R	H	2B	3B	HR	RBI	SH	SF	HP	BB	SO	SB-CS	OBP	SLG	E
2019	DSL Braves	.214	45	103	11	22	1	1	0	6	3	1	2	15	23	8-5	.322	.243	0

**CERRATO, WISTON** CATCHER

**Bats:** S **Throws:** R **Height:** 5-10 **Weight:** 170  
**Born:** 4/9/99 in Rivas, Nicaragua **Resides:** Rivas, Nicaragua  
**Obtained:** Signed by the Braves as a non-drafted free agent on February 13, 2017

Year	Club	AVG	G	AB	R	H	2B	3B	HR	RBI	SH	SF	HP	BB	SO	SB-CS	OBP	SLG	E
2017	DSL Braves	.186	33	86	6	16	4	0	0	6	0	1	2	12	24	5-1	.297	.233	7
2018	GCL Braves	.159	21	44	4	7	1	0	0	0	0	0	1	4	13	0-1	.245	.182	1
2019	GCL Braves	.235	26	81	8	19	5	1	1	12	3	1	3	5	13	1-0	.300	.358	1
<b>Minor Totals</b>		<b>.199</b>	<b>80</b>	<b>211</b>	<b>18</b>	<b>42</b>	<b>10</b>	<b>1</b>	<b>1</b>	<b>18</b>	<b>3</b>	<b>2</b>	<b>6</b>	<b>21</b>	<b>50</b>	<b>6-2</b>	<b>.288</b>	<b>.270</b>	<b>9</b>

**CHAPMAN, BRANDON** CATCHER

**Bats:** R **Throws:** R **Height:** 6-0 **Weight:** 200  
**Born:** 5/26/96 in Sarasota, FL **Resides:** Sarasota, FL  
**School:** George Washington University (DC)  
**Obtained:** Signed by the Braves as a non-drafted free agent on June 10, 2018

**2019 Review:** In 18 games with Single-A Danville, threw out 6-of-13 would-be basestealers (46.2 percent), the highest caught stealing percentage on the team.

Year	Club	AVG	G	AB	R	H	2B	3B	HR	RBI	SH	SF	HP	BB	SO	SB-CS	OBP	SLG	E
2018	GCL Braves	.250	19	36	5	9	1	0	0	0	0	0	1	9	13	0-0	.413	.278	1
2019	Danville	.245	18	53	3	13	2	1	0	5	1	0	1	7	14	1-0	.344	.321	1
<b>Minor Totals</b>		<b>.247</b>	<b>37</b>	<b>89</b>	<b>8</b>	<b>22</b>	<b>3</b>	<b>1</b>	<b>0</b>	<b>5</b>	<b>1</b>	<b>0</b>	<b>2</b>	<b>16</b>	<b>27</b>	<b>1-0</b>	<b>.374</b>	<b>.303</b>	<b>2</b>

**CORONA, REIBYN** RIGHT-HANDED PITCHER

**Bats:** R **Throws:** R **Height:** 5-11 **Weight:** 175  
**Born:** 11/13/01 in Cotui, DR  
**Obtained:** Signed by the Braves as a non-drafted free agent on March 15, 2019

Year	Club	W-L	ERA	G	GS	CG	SHO	SV	IP	H	R	ER	HR	HB	BB	SO	WP	BK
2019	DSL Braves	3-3	5.19	14	9	0	0	0	43.1	42	27	25	4	4	18	29	6	0

**CREASY, JASON** RIGHT-HANDED PITCHER

**Bats:** R **Throws:** R **Height:** 6-3 **Weight:** 224  
**Born:** 5/13/92 in Raleigh, NC **Resides:** Clayton, NC  
**School:** Clayton (NC) HS

**Obtained:** Selected by the Braves from the Arizona Diamondbacks in the minor-league phase of the 2018 Rule 5 Draft on December 13, 2018

**2019 Review:** Combined to go 4-1 with a 4.45 ERA (30 ER/60.2 IP) with 20 walks, 61 strikeouts and 11 saves in 49 relief appearances between Double-A Mississippi and Triple-A Gwinnett...Had eight saves in 19 appearances with Mississippi, tied for the most on the team...Also had three saves with Gwinnett... Prior to the season, had four career saves, including none since 2015...**2018:** Appeared in 47 games in the independent Atlantic League before signing with Arizona and making six appearances with Single-A Visalia...**2017:** Made 11 starts with St. Paul in the independent American Association...**2016:** Pitched in just 12 games...Was placed on Altoona's disabled list on 4/30 and missed three months with a right forearm strain...**2015:** Was named to the Eastern League Mid-Season All-Star team...Finished tied for third in the Eastern League in wins...**2014:** Ranked second in the Florida State League in starts and third in innings pitched.

Year	Club	W-L	ERA	G	GS	CG	SHO	SV	IP	H	R	ER	HR	HB	BB	SO	WP	BK
2011	GCL Pirates	0-0	1.69	3	2	0	0	0	5.1	7	3	1	0	0	3	3	1	0
2012	State College	0-5	5.63	14	14	0	0	0	54.1	66	39	34	3	5	20	29	3	2
2013	West Virginia	6-4	2.74	32	13	0	0	3	108.1	106	43	33	7	8	24	96	7	0
2014	Bradenton	8-9	3.93	28	27	0	0	0	148.2	165	75	65	13	12	22	100	6	1
2015	Altoona	12-8	4.41	27	25	0	0	1	147.0	163	79	72	12	13	52	71	8	1
2016	Altoona	4-1	6.07	8	5	0	0	0	29.2	34	24	20	2	1	10	16	1	0
	West Virginia	0-0	0.00	2	0	0	0	0	2.2	2	0	0	0	0	1	3	0	0
	Indianapolis	0-0	0.00	2	0	0	0	0	4.0	0	0	0	0	1	4	1	0	0
2017	St. Paul (IND)	4-5	5.68	11	11	0	0	0	57.0	72	39	36	3	3	20	49	6	1
2018	Long Island (IND)	0-0	11.25	3	0	0	0	0	4.0	6	5	5	2	0	3	8	0	0
	S. Maryland (IND)	1-1	1.96	44	0	0	0	1	36.2	33	8	8	1	2	6	50	4	0
	Visalia	1-1	6.75	6	0	0	0	0	6.2	10	8	5	1	0	3	10	0	0
2019	Mississippi	1-0	2.66	19	0	0	0	8	23.2	24	8	7	2	1	9	25	2	0
	Gwinnett	3-1	5.59	30	0	0	0	3	37.0	37	23	23	7	2	11	36	2	0
<b>Minor Totals</b>		<b>35-29</b>	<b>4.12</b>	<b>171</b>	<b>86</b>	<b>0</b>	<b>0</b>	<b>15</b>	<b>567.1</b>	<b>614</b>	<b>302</b>	<b>260</b>	<b>47</b>	<b>43</b>	<b>159</b>	<b>390</b>	<b>30</b>	<b>4</b>

\*minor league totals do not include Independent League statistics

**CROUSE, MARRICK** RIGHT-HANDED PITCHER

**Bats:** R      **Throws:** R      **Height:** 6-3      **Weight:** 200  
**Born:** 5/2/97 in Dana Point, CA      **Resides:** Dana Point, CA  
**School:** Saddleback College (CA)  
**Obtained:** Signed by the Braves as a non-drafted free agent on July 15, 2019  
**Signed By:** Dan Cox

**2019 Review:** In his first professional season, allowed one earned run in 12.1 innings (0.73 ERA) over 10 relief appearances with Single-A Danville...Was one of three pitchers in the Appalachian League to make 10 or more appearances and allow one or fewer earned runs...Limited right-handed hitters to two hits in 22 at-bats (.091 BAA)...**Amateur:** Was selected in the 11th round of the 2015 First-Year Player Draft by the Toronto Blue Jays out of Dana Hills High School...Elected to go to college...Attended the University of Southern California before finishing his collegiate career at Saddleback College.

Year	Club	W-L	ERA	G	GS	CG	SHO	SV	IP	H	R	ER	HR	HB	BB	SO	WP	BK
2019	Danville	0-0	0.73	10	0	0	0	0	12.1	9	3	1	1	1	10	15	1	0

**CUBILLAN, WILKER** RIGHT-HANDED PITCHER

**Bats:** R      **Throws:** R      **Height:** 6-4      **Weight:** 175  
**Born:** 1/14/01 in Caja Seca, Venezuela      **Resides:** Caja Seca, Venezuela  
**Obtained:** Signed by the Braves as a non-drafted free agent on September 26, 2019

Year	Club	W-L	ERA	G	GS	CG	SHO	SV	IP	H	R	ER	HR	HB	BB	SO	WP	BK
2020 Will Be First Professional Season																		

**CULLEN, GREG** INFILDER

**Bats:** L      **Throws:** R      **Height:** 5-10      **Weight:** 190  
**Born:** 11/13/96 in Rochester, NY      **Resides:** Penfield, NY  
**School:** Niagara University (NY)  
**Obtained:** Selected by the Braves in the 15th round of the 2018 First-Year Player Draft  
**Signed By:** Alan Sandberg

**2019 Review:** Spent the entire season with Single-A Rome...Named a South Atlantic League Mid- and Post-Season All-Star after finishing among league leaders in hit-by-pitches (1st, 25), walks (2nd, 71), runs (2nd, 80), games played (4th, 130), triples (T4th, 6), on-base percentage (5th, .393), hits (9th, 127), OPS (9th, .794) and total bases (10th, 189)...Tabbed the South Atlantic League Player of the Week for the period of May 13-19; hit .484/.529/.806 (15-for-31) with one home run, seven RBI and eight runs scored...Finished the season by slashing .321/.415/.434 (34-for-106) in 28 August games...**2018:** In his first professional season, named an Atlanta organizational All-Star by MiLB.com after playing in 55 games with Single-A Danville...**Amateur:** Was the 2018 MAAC Player of the Year at Niagara University...Led the nation that year with a .458 batting average...Finished his three-year college career ranked second in Niagara history in hits (208).

Year	Club	AVG	G	AB	R	H	2B	3B	HR	RBI	SH	SF	HP	BB	SO	SB-CS	OBP	SLG	E
2018	Danville	.280	55	207	30	58	12	3	2	33	0	2	3	29	29	0-1	.373	.396	3
2019	Rome	.270	130	471	80	127	23	6	9	58	0	1	25	71	100	2-4	.393	.401	13
<b>Minor Totals</b>		<b>.273</b>	<b>185</b>	<b>678</b>	<b>110</b>	<b>185</b>	<b>35</b>	<b>9</b>	<b>11</b>	<b>91</b>	<b>0</b>	<b>3</b>	<b>28</b>	<b>100</b>	<b>129</b>	<b>2-5</b>	<b>.387</b>	<b>.400</b>	<b>16</b>

**DANIELS, ZACH** RIGHT-HANDED PITCHER

**Bats:** L      **Throws:** R      **Height:** 5-11      **Weight:** 170  
**Born:** 4/21/97 in Cedar Rapids, IA      **Resides:** Robins, IA  
**School:** University of Iowa  
**Obtained:** Selected by the Braves in the 19th round of the 2018 First-Year Player Draft

**2019 Review:** Spent the entire season with Single-A Danville...Tied for the team high in wins (4) despite making 13 of his 15 appearances in relief...Struck out 38 hitters in 34.2 innings, an average of 9.9 strikeouts per 9.0 innings...The year prior, averaged 7.1 strikeouts per 9.0 innings (20 SO in 25.1 IP)...Held right-handed batters to a .191 average (13-for-68)...**2018:** Combined to go 3-3 with a 2.13 ERA (6 ER/25.1 IP), 10 walks, 20 strikeouts and two saves in 17 appearances between Single-A Danville and Rome.

Year	Club	W-L	ERA	G	GS	CG	SHO	SV	IP	H	R	ER	HR	HB	BB	SO	WP	BK
2018	Danville	2-2	2.65	11	0	0	0	1	17.0	19	7	5	1	0	5	15	4	0



MINOR LEAGUE PLAYERS

	Rome	1-1	1.08	6	0	0	0	1	8.1	5	6	1	1	0	5	5	1	0
2019	Danville	4-2	4.93	15	2	0	0	0	34.2	35	23	19	3	1	13	38	5	0
<b>Minor Totals</b>		<b>7-5</b>	<b>3.75</b>	<b>32</b>	<b>2</b>	<b>0</b>	<b>0</b>	<b>2</b>	<b>60.0</b>	<b>59</b>	<b>36</b>	<b>25</b>	<b>5</b>	<b>1</b>	<b>23</b>	<b>58</b>	<b>10</b>	<b>0</b>

**DAVIDSON, BRAXTON** *OUTFIELDER*

**Bats:** L **Throws:** L **Height:** 6-2 **Weight:** 240  
**Born:** 6/18/96 in Asheville, NC **Resides:** Arden, NC  
**School:** TC Roberson (NC) HS  
**Obtained:** Selected by the Braves in the first round (32nd overall) of the 2014 First-Year Player Draft  
**Signed By:** Billy Best

**2019 Review:** Placed on Double-A Mississippi's injured list on 4/4 with a left foot sprain and missed the entire season...Sustained the injury on November 17, 2018 while rounding the bases after hitting a walk-off home run in the Championship game of the Arizona Fall League; Davidson slashed .227/.354/.530 with a team-most six home runs in 18 games for Peoria in the AFL...**2018:** Played his third consecutive season with Atlanta's Single-A affiliate and slugged a career-best 20 home runs, most in the Braves system...Also ranked in the Top 10 in walks (2nd, 58) and RBI (5th, 64)...Was named by the organization as Florida's Player of the Month for June after hitting .262 (22-for-84) with 14 extra-base hits (8 home runs) and 21 RBI in 25 games...Named Florida State League Player of the Week for the period of 6/4-10 after batting .400 (10-for-25) with three doubles, four homers and eight RBI in seven games...**2017:** Spent his second consecutive campaign with Atlanta's Single-A affiliate, batting .213/.339/.312 in 111 games with Florida... Named a Florida State League Mid-Season All-Star, the first all-star honor of his professional career...Paced all Atlanta farmhands and ranked second in the FSL with 66 walks, and his 221 free passes from 2015-2017 tied for seventh-most in the minors...Entered the 2017 season ranked by *Baseball America* as Atlanta's No. 21 prospect...**2016:** Played the full season with Single-A Carolina and batted .224 (96-for-428) over 128 games...Ended the year in the Top 10 among Atlanta farmhands in walks (1st, 71), RBI (3rd, 63) and homers (7th, 10)...Entered 2016 tabbed by *Baseball America* as Atlanta's No. 12 prospect, and as having the "Best Strike Zone Discipline" in the Braves system...**2015:** Played the 2015 season with Single-A Rome, where he led the R-Braves in doubles (23) and home runs (10), while pacing all Atlanta farmhands and the South Atlantic League with 84 walks...Led the Atlanta system (min. 75 games) with a .381 on-base percentage... *Baseball America* named him as the eighth-best prospect in the South Atlantic League following the season...Entered 2015 labeled as Atlanta's 11th-best prospect as rated by *Baseball America*...**2014:** Split time between the GCL Braves and Danville (Rk. Adv.), combining to hit .224 (33-for-147) with 24 runs and 11 RBI over 50 games...Exited the year as the 12th-best prospect in the GCL as ranked by *Baseball America*.

Year	Club	AVG	G	AB	R	H	2B	3B	HR	RBI	SH	SF	HP	BB	SO	SB-CS	OBP	SLG	E
2014	GCL Braves	.243	37	111	23	27	7	1	0	8	0	0	7	22	32	0-0	.400	.324	3
	Danville	.167	13	36	1	6	2	0	0	3	0	0	1	9	10	0-0	.348	.222	2
2015	Rome	.242	124	401	51	97	23	0	10	45	0	2	7	84	135	1-6	.381	.374	6
2016	Carolina	.224	128	428	53	96	24	2	10	63	2	5	10	71	184	4-4	.344	.360	11
2017	Florida	.213	111	362	41	77	13	1	7	36	0	2	4	66	155	2-4	.339	.312	1
2018	Florida	.171	121	416	49	71	19	1	20	64	0	1	6	58	213	2-2	.281	.365	11
2019										Injured - Did Not Play									
<b>Minor Totals</b>		<b>.213</b>	<b>534</b>	<b>1754</b>	<b>218</b>	<b>374</b>	<b>88</b>	<b>5</b>	<b>47</b>	<b>219</b>	<b>2</b>	<b>10</b>	<b>35</b>	<b>310</b>	<b>729</b>	<b>9-16</b>	<b>.341</b>	<b>.349</b>	<b>34</b>

**DE HOYOS, VÍCTOR** *CATCHER*

**Bats:** R **Throws:** R **Height:** 5-9 **Weight:** 170  
**Born:** 2/23/98 in Loricca, Colombia **Resides:** Loricca, Colombia  
**Obtained:** Signed by the Braves as a non-drafted free agent on July 2, 2016  
**Signed By:** Jonathan Cruz

Year	Club	AVG	G	AB	R	H	2B	3B	HR	RBI	SH	SF	HP	BB	SO	SB-CS	OBP	SLG	E
2016	DSL Braves	.163	13	43	2	7	1	0	0	2	2	0	1	1	7	0-0	.200	.186	3
2017	DSL Braves	.273	4	11	2	3	0	0	0	0	0	0	0	1	2	0-0	.333	.273	0
2018	GCL Braves	.293	29	92	13	27	3	0	4	15	0	1	5	4	22	3-0	.353	.457	6
2019	Danville	.131	34	122	8	16	7	0	2	6	0	0	3	9	26	0-1	.209	.238	5
<b>Minor Totals</b>		<b>.198</b>	<b>80</b>	<b>268</b>	<b>25</b>	<b>53</b>	<b>11</b>	<b>0</b>	<b>6</b>	<b>23</b>	<b>2</b>	<b>1</b>	<b>9</b>	<b>15</b>	<b>57</b>	<b>3-1</b>	<b>.263</b>	<b>.306</b>	<b>14</b>

**DE JESÚS, LUIS** *RIGHT-HANDED PITCHER*

**Bats:** R **Throws:** R **Height:** 5-11 **Weight:** 170  
**Born:** 10/8/98 in Santo Domingo Norte, DR **Resides:** La Victoria, DR  
**Obtained:** Signed by the Braves as a non-drafted free agent on September 9, 2016  
**Signed By:** Jonathan Cruz

Year	Club	W-L	ERA	G	GS	CG	SHO	SV	IP	H	R	ER	HR	HB	BB	SO	WP	BK
2017	DSL Braves	2-5	4.64	14	11	0	0	0	42.2	48	38	22	0	7	25	31	12	0

MINOR LEAGUE PLAYERS

2018	GCL Braves	2-2	4.67	11	8	0	0	0	0	44.1	42	27	23	5	3	25	35	6	0
2019	GCL Braves	0-3	4.79	7	3	0	0	0	0	20.2	20	13	11	2	5	17	19	1	0
<b>Minor Totals</b>		<b>4-10</b>	<b>4.68</b>	<b>32</b>	<b>22</b>	<b>0</b>	<b>0</b>	<b>0</b>	<b>0</b>	<b>107.2</b>	<b>110</b>	<b>78</b>	<b>56</b>	<b>7</b>	<b>15</b>	<b>67</b>	<b>85</b>	<b>19</b>	<b>0</b>

**DE LA CRUZ, CARLOS** RIGHT-HANDED PITCHER

**Bats:** R      **Throws:** R      **Height:** 6-1      **Weight:** 170  
**Born:** 9/12/96 in Fantino, DR      **Resides:** Cotui, DR  
**Obtained:** Signed by the Braves as a non-drafted free agent on June 11, 2018  
**Signed By:** Jonathan Cruz

**2019 Review:** In 17 appearances between the GCL and DSL Braves, went 2-3 with a 3.34 ERA (12 ER/32.1 IP) with 13 walks, 16 strikeouts and five saves...Was named by the organization as the GCL Braves Pitcher of the Month in both June and July...Tossed three scoreless innings, across two relief appearances, in June; started the month with the DSL Braves and pitched to a 2.35 ERA (2 ER/7.2 IP) in five outings...Went 1-1 with a 1.59 ERA (2 ER/11.1 IP) in six appearances in July.

Year	Club	W-L	ERA	G	GS	CG	SHO	SV	IP	H	R	ER	HR	HB	BB	SO	WP	BK
2018	DSL Braves	1-2	2.28	13	0	0	0	2	27.2	19	12	7	0	5	9	17	8	2
2019	GCL Braves	2-3	3.65	12	0	0	0	2	24.2	25	15	10	0	0	9	10	2	1
	DSL Braves	0-0	2.35	5	0	0	0	3	7.2	8	2	2	0	1	4	6	0	0
<b>Minor Totals</b>		<b>3-5</b>	<b>2.85</b>	<b>30</b>	<b>0</b>	<b>0</b>	<b>0</b>	<b>7</b>	<b>60.0</b>	<b>52</b>	<b>29</b>	<b>19</b>	<b>0</b>	<b>6</b>	<b>22</b>	<b>33</b>	<b>10</b>	<b>3</b>

**DE LA CRUZ, RANDY** OUTFIELDER

**Bats:** R      **Throws:** R      **Height:** 6-1      **Weight:** 180  
**Born:** 8/15/01 in Santo Domingo Centro, DR      **Resides:** Santo Domingo Centro, DR  
**Obtained:** Signed by the Braves as a non-drafted free agent on September 27, 2017  
**Signed By:** Jonathan Cruz

Year	Club	AVG	G	AB	R	H	2B	3B	HR	RBI	SH	SF	HP	BB	SO	SB-CS	OBP	SLG	E
2018	DSL Braves	.178	35	101	7	18	4	0	0	9	0	0	7	11	26	0-2	.303	.218	2
2019	DSL Braves	.209	45	115	18	24	5	0	1	14	0	0	7	23	41	1-1	.372	.278	5
<b>Minor Totals</b>		<b>.194</b>	<b>80</b>	<b>216</b>	<b>25</b>	<b>42</b>	<b>9</b>	<b>0</b>	<b>1</b>	<b>23</b>	<b>0</b>	<b>0</b>	<b>14</b>	<b>34</b>	<b>67</b>	<b>1-3</b>	<b>.341</b>	<b>.250</b>	<b>7</b>

**DEVITO, RICKY** RIGHT-HANDED PITCHER

**Bats:** S      **Throws:** R      **Height:** 6-3      **Weight:** 200  
**Born:** 8/21/98 in Staten Island, NY      **Resides:** Staten Island, NY  
**School:** Seton Hall University (NJ)  
**Obtained:** Selected by the Braves in the eighth round (247th overall) of the 2019 First-Year Player Draft  
**Signed By:** Alan Sandberg

**2019 Review:** In his first professional season, combined to go 1-2 with a 3.44 ERA (14 ER/36.2 IP) with 16 walks and 35 strikeouts between rookie-level GCL and Danville and Single-A Rome...Was named by the organization as Danville's Pitcher of the Year...Also tabbed by the organization as Danville's Pitcher of the Month in July; made six appearances, three starts, and pitched to a 3.38 ERA (6 ER/16.0 IP) with seven walks, 20 strikeouts and a .211 batting average against...**Amateur:** At Seton Hall University, was named BIG EAST Pitcher of the Year in 2018...Finished his collegiate career seventh in program history in ERA (2.60).

Year	Club	W-L	ERA	G	GS	CG	SHO	SV	IP	H	R	ER	HR	HB	BB	SO	WP	BK
2019	Rome	1-2	3.78	4	4	0	0	0	16.2	21	12	7	2	4	7	11	1	0
	Danville	0-0	3.32	7	4	0	0	0	19.0	13	7	7	1	0	9	23	2	0
	GCL Braves	0-0	0.00	1	0	0	0	0	1.0	0	0	0	0	0	0	1	0	0
<b>Minor Totals</b>		<b>1-2</b>	<b>3.44</b>	<b>12</b>	<b>8</b>	<b>0</b>	<b>0</b>	<b>0</b>	<b>36.2</b>	<b>34</b>	<b>19</b>	<b>14</b>	<b>3</b>	<b>4</b>	<b>16</b>	<b>35</b>	<b>3</b>	<b>0</b>

**DEAL, HAYDEN** LEFT-HANDED PITCHER

**Bats:** R      **Throws:** L      **Height:** 6-3      **Weight:** 210  
**Born:** 11/4/94 in Hickory, NC      **Resides:** Newton, NC  
**School:** Presbyterian College (SC)  
**Obtained:** Signed by the Braves as a non-drafted free agent on June 23, 2017  
**Signed By:** Billy Best

**2019 Review:** Named by the organization as High-A Florida's Pitcher of the Year...Ranked among Florida State League leaders in ERA (4th, 3.24), games started (6th, 22), innings pitched (7th, 119.1), batting average against (9th, .260) and WHIP (9th, 1.27)...Was a FSL Mid-Season All-Star...Was also named by the organization as Florida's Pitcher of the Month in April after going 2-1 with a 1.20 ERA (4 ER/30.0 IP), six walks, 27 strikeouts, 0.73 WHIP and a .154 batting average against in five appearances...**2018:** Made

27 appearances, five starts, with Single-A Rome and went 9-1 with a 2.17 ERA (19 ER/78.2 IP) and 82 strikeouts...Was named by the organization as Rome's Pitcher of the Year following the season...His nine wins tied for second most in the system, and his 2.17 ERA was second lowest among Braves farmhands with at least 75.0 innings...**2017:** Pitched in 14 games with the GCL Braves (13 G) and Single-A Rome (1 G).

Year	Club	W-L	ERA	G	GS	CG	SHO	SV	IP	H	R	ER	HR	HB	BB	SO	WP	BK
2017	GCL Braves	2-2	3.71	13	0	0	0	2	26.2	29	17	11	1	3	8	23	1	0
	Rome	1-0	0.00	1	0	0	0	0	4.0	1	0	0	0	0	1	4	0	0
2018	Rome	9-1	2.17	27	5	1	0	2	78.2	62	23	19	3	4	17	82	13	0
2019	Florida	5-10	3.24	23	22	1	1	0	119.1	119	51	43	6	5	32	99	6	0
<b>Minor Totals</b>		<b>17-13</b>	<b>2.87</b>	<b>64</b>	<b>27</b>	<b>2</b>	<b>1</b>	<b>4</b>	<b>228.2</b>	<b>211</b>	<b>91</b>	<b>73</b>	<b>10</b>	<b>12</b>	<b>58</b>	<b>208</b>	<b>20</b>	<b>0</b>

**DEAN, JUSTIN** OUTFIELDER

**Bats:** R **Throws:** R **Height:** 5-8 **Weight:** 170  
**Born:** 12/6/96 in Greenville, SC **Resides:** Mauldin, SC  
**School:** Lenoir-Rhyne University (NC)  
**Obtained:** Selected by the Braves in the 17th round of the 2018 First-Year Player Draft

**2019 Review:** Named Single-A Rome's Player of the Year by the organization...Was a South Atlantic Post-Season All-Star...Led the league in runs scored (85), stolen bases (47) and triples (9), while finishing eighth in on-base percentage (.386), slugging percentage (.431) and OPS (.817)...Also was named by the organization as Rome's Player of Month for August after hitting .311/.387/.462 with four home runs, 12 RBI and 13 stolen bases in 26 games...Finished the season ranked by MLB.com as the Braves' No. 23 prospect...**2018:** Split the season between Rookie Advanced Danville and Single-A Rome, and ended the year ranked in the Top 10 among all Atlanta farmhands (min. 200 at-bats) in on-base percentage (4th, .381), stolen bases (T4th, 16), OPS (7th, .793) and average (10th, .284)...Was named Danville's Player of the Month for June after batting .282/.364/.385 in nine games.

Year	Club	AVG	G	AB	R	H	2B	3B	HR	RBI	SH	SF	HP	BB	SO	SB-CS	OBP	SLG	E
2018	Danville	.308	32	130	28	40	8	4	1	15	0	0	3	22	32	7-6	.419	.454	1
	Rome	.257	28	113	20	29	2	5	0	8	0	0	2	11	27	9-3	.333	.363	2
2019	Rome	.284	109	429	85	122	18	9	9	46	0	2	10	62	115	47-10	.386	.431	4
<b>Minor Totals</b>		<b>.284</b>	<b>169</b>	<b>672</b>	<b>133</b>	<b>191</b>	<b>28</b>	<b>18</b>	<b>10</b>	<b>69</b>	<b>0</b>	<b>2</b>	<b>15</b>	<b>95</b>	<b>174</b>	<b>63-19</b>	<b>.384</b>	<b>.424</b>	<b>7</b>

**DELGADO, RILEY** INFIELDER

**Bats:** R **Throws:** R **Height:** 5-9 **Weight:** 180  
**Born:** 2/22/95 in Miami, FL **Resides:** Murfreesboro, TN  
**School:** Middle Tennessee State University  
**Obtained:** Selected by the Braves in the ninth round (260th overall) in the 2017 First-Year Player Draft  
**Signed By:** Dustin Evans

**2019 Review:** Spent the entire year with High-A Florida and was named a Florida State League Mid- and Post-Season All-Star...Led the circuit in hits (144), while finishing seventh in batting average (.282)...Named Florida's Player of the Month for April by the organization...Slashed .326/.369/.400 (31-for-95) with nine RBI in 24 games that month...Finished the campaign tabbed by MLB.com as Atlanta's No. 24 prospect...Named by *Baseball America* as having the best "Strike-Zone Discipline" in the Braves organization...**2018:** Appeared in 122 games between Single-A Rome and High-A Florida, combining to bat .315 (153-for-486)...Led all Atlanta farmhands with 153 hits...Was named a South Atlantic League Mid-Season All-Star after hitting .318 in 59 games before the All-Star break...Honored by the organization as Rome's Player of the Month for April after batting .360 (27-for-75) in 19 games...**2017:** Split his first season between Rookie Advanced Danville and Single-A Rome, and combined to bat .217/.280/.241 between the two clubs.

Year	Club	AVG	G	AB	R	H	2B	3B	HR	RBI	SH	SF	HP	BB	SO	SB-CS	OBP	SLG	E
2017	Danville	.232	22	69	5	16	1	0	0	6	1	1	0	7	9	0-0	.299	.246	3
	Rome	.143	4	14	3	2	1	0	0	5	0	1	0	1	2	0-0	.188	.214	1
2018	Rome	.330	78	309	35	102	19	0	2	45	0	3	11	17	30	1-0	.382	.411	5
	Florida	.288	44	177	15	51	5	0	0	11	1	0	2	12	18	0-0	.340	.316	5
2019	Florida	.282	131	511	49	144	15	3	0	33	3	2	5	28	42	1-1	.324	.323	9
<b>Minor Totals</b>		<b>.292</b>	<b>279</b>	<b>1080</b>	<b>107</b>	<b>315</b>	<b>41</b>	<b>3</b>	<b>2</b>	<b>100</b>	<b>5</b>	<b>7</b>	<b>18</b>	<b>65</b>	<b>101</b>	<b>2-1</b>	<b>.340</b>	<b>.341</b>	<b>23</b>

**DIAZ, INDIGO** RIGHT-HANDED PITCHER

**Bats:** R **Throws:** R **Height:** 6-5 **Weight:** 250  
**Born:** 10/14/98 in North Vancouver, Canada **Resides:** Homestead, FL  
**Obtained:** Signed by the Braves as a non-drafted free agent on July 11, 2019

Year	Club	W-L	ERA	G	GS	CG	SHO	SV	IP	H	R	ER	HR	HB	BB	SO	WP	BK
2019	GCL Braves	1-0	3.48	6	0	0	0	0	10.1	9	4	4	0	1	2	15	0	0

**DÍAZ, LUIS** RIGHT-HANDED PITCHER

**Bats:** R      **Throws:** R      **Height:** 6-3      **Weight:** 200  
**Born:** 9/16/99 in Boston, MA      **Resides:** San Cristobal, DR  
**Obtained:** Signed by the Braves as a non-drafted free agent on August 26, 2017  
**Signed By:** Jonathan Cruz

Year	Club	W-L	ERA	G	GS	CG	SHO	SV	IP	H	R	ER	HR	HB	BB	SO	WP	BK
2018	DSL Braves	0-0	3.58	17	0	0	0	1	32.2	33	21	13	2	3	16	22	3	0
2019	DSL Braves	3-0	3.47	13	0	0	0	1	23.1	19	10	9	1	0	13	20	6	0
<b>Minor Totals</b>		<b>3-0</b>	<b>3.54</b>	<b>30</b>	<b>0</b>	<b>0</b>	<b>0</b>	<b>2</b>	<b>56.0</b>	<b>52</b>	<b>31</b>	<b>22</b>	<b>3</b>	<b>3</b>	<b>29</b>	<b>42</b>	<b>9</b>	<b>0</b>

**DILONE, JOSÉ** INFILDER

**Bats:** L      **Throws:** R      **Height:** 6-0      **Weight:** 164  
**Born:** 10/9/00 in La Vega, DR      **Resides:** La Vega, DR  
**Obtained:** Signed by the Braves as a non-drafted free agent on July 6, 2018  
**Signed By:** Carlos Sequera

Year	Club	AVG	G	AB	R	H	2B	3B	HR	RBI	SH	SF	HP	BB	SO	SB-CS	OBP	SLG	E
2019	DSL Braves	.267	63	202	34	54	3	1	1	24	3	3	4	31	45	18-8	.371	.307	19

**DIRKS, CALEB** RIGHT-HANDED PITCHER

**Bats:** R      **Throws:** R      **Height:** 6-4      **Weight:** 225  
**Born:** 6/9/93 in Arcadia, CA      **Resides:** Riverside, CA  
**School:** California Baptist University  
**Obtained:** Acquired by the Braves from the Los Angeles Dodgers along with LHP Phil Pfeifer in exchange for RHP Bud Norris, OF Dian Toscano, a player to be named later (RHP Alec Grosser) and cash considerations on June 30, 2016  
**Signed By:** Bill Bliss (Braves)

**2019 Review:** Recovered from Tommy John surgery...Made his first appearance of the year on 7/3 and combined to pitch in 12 games between rookie-level GCL and High-A Florida, going 2-2 with a 1.80 ERA (4 ER/20.0 IP), three walks, 16 strikeouts and a 0.90 WHIP...**2018:** Placed on the disabled list on 4/6 and missed the entire season with a right elbow sprain...Underwent successful Tommy John surgery on 6/5...**2017:** Spent the full season with Gwinnett, going 2-2 with a 4.02 ERA (18 ER/40.1 IP) and 45 strikeouts over 27 games...Made two trips to the disabled list, first from 6/16-7/14 and again from 8/2 through the end of the season...**2016:** Appeared in a career-high 49 games between Double-A Tulsa of the Dodgers and Double-A Mississippi of the Braves, combining to post a 5-3 record and a 1.18 ERA (8 ER/61.0 IP) with 67 strikeouts...Named a Texas League Mid-Season All-Star with Tulsa...Re-acquired by the Braves in a trade on 6/30 after being traded to the Dodgers by Atlanta on 7/2/15...**2015:** Combined to go 3-2 with six saves and a 0.90 ERA (5 ER/50.0 IP) across four teams with two organizations, making 17 appearances between Atlanta's Single-A Rome and Single-A Carolina clubs before 23 outings between Single-A Rancho Cucamonga and Double-A Tulsa of the Dodgers...Acquired by the Dodgers from Atlanta on 7/2.

Year	Club	W-L	ERA	G	GS	CG	SHO	SV	IP	H	R	ER	HR	HB	BB	SO	WP	BK
2014	Danville	0-0	0.96	7	0	0	0	2	9.1	8	2	1	0	0	3	16	1	0
	Rome	1-0	2.74	14	0	0	0	3	23.0	25	8	7	2	0	10	21	1	0
2015	Rome	1-2	1.80	6	0	0	0	1	10.0	12	2	2	0	1	2	11	5	0
	Carolina	0-0	0.00	11	0	0	0	2	16.2	8	0	0	0	0	12	18	1	2
	R. Cucamonga	2-0	0.90	9	0	0	0	3	10.0	8	1	1	1	0	2	18	0	0
	Tulsa	0-0	1.35	14	0	0	0	0	13.1	7	3	2	0	1	6	17	1	0
2016	Tulsa	3-2	1.44	28	0	0	0	6	31.1	25	10	5	3	1	7	35	0	0
	Mississippi	2-1	0.91	21	0	0	0	2	29.2	18	7	3	0	0	11	32	3	0
2017	Gwinnett	2-2	4.02	27	0	0	0	2	40.1	35	22	18	6	3	13	45	4	0
2018									Injured - Did Not Pitch									
2019	Florida	2-1	1.69	9	0	0	0	1	16.0	11	5	3	0	0	2	13	1	0
	GCL Braves	0-1	2.25	3	3	0	0	0	4.0	4	3	1	0	0	1	3	0	0
<b>Minor Totals</b>		<b>13-9</b>	<b>1.90</b>	<b>149</b>	<b>3</b>	<b>0</b>	<b>0</b>	<b>22</b>	<b>203.2</b>	<b>161</b>	<b>63</b>	<b>43</b>	<b>12</b>	<b>6</b>	<b>69</b>	<b>229</b>	<b>17</b>	<b>2</b>

**ESTES, JOEY** RIGHT-HANDED PITCHER

**Bats:** R      **Throws:** R      **Height:** 6-2      **Weight:** 195  
**Born:** 10/8/01 in Lancaster, CA      **Resides:** Palmdale, CA  
**School:** Paraclete (CA) HS  
**Obtained:** Selected by the Braves in the 16th round of the 2019 First-Year Player Draft

Year	Club	W-L	ERA	G	GS	CG	SHO	SV	IP	H	R	ER	HR	HB	BB	SO	WP	BK
2019	GCL Braves	0-1	8.10	5	5	0	0	0	10.0	10	10	9	0	0	7	8	0	0

**ESTRADA, DEIVI** *OUTFIELDER*

**Bats:** S **Throws:** R **Height:** 5-10 **Weight:** 155  
**Born:** 1/17/01 in La Guaira, Venezuela **Resides:** Caraballeda, Venezuela  
**Obtained:** Signed by the Braves as a non-drafted free agent on July 7, 2017  
**Signed By:** Oscar Alvarado

**2019 Review:** Named by the organization as the DSL Braves Player of the Year after leading the team in hits (62), runs scored (36), walks (42) and on-base percentage (.433) and OPS (.799)...Was also tabbed by the organization as the club's Player of the Month for June...Hit a team-best .291 (23-for-79) with eight RBI in 24 games that month.

Year	Club	AVG	G	AB	R	H	2B	3B	HR	RBI	SH	SF	HP	BB	SO	SB-CS	OBP	SLG	E
2018	DSL Braves	.191	45	115	16	22	6	1	0	6	0	0	3	17	29	6-5	.311	.261	3
2019	DSL Braves	.307	65	202	36	62	7	1	1	27	3	3	5	42	35	9-6	.433	.366	5
<b>Minor Totals</b>		<b>.265</b>	<b>110</b>	<b>317</b>	<b>52</b>	<b>84</b>	<b>13</b>	<b>2</b>	<b>1</b>	<b>33</b>	<b>3</b>	<b>3</b>	<b>8</b>	<b>59</b>	<b>64</b>	<b>15-11</b>	<b>.390</b>	<b>.328</b>	<b>8</b>

**ESTRADA, RUSBER** *CATCHER*

**Bats:** R **Throws:** R **Height:** 6-0 **Weight:** 215  
**Born:** 6/5/95 in Guacara, Venezuela **Resides:** Plantation, FL  
**School:** Faulkner University (AL)  
**Obtained:** Selected by the Braves in the 24th round of the 2018 First-Year Player Draft  
**Signed By:** Hugh Buchanan

Year	Club	AVG	G	AB	R	H	2B	3B	HR	RBI	SH	SF	HP	BB	SO	SB-CS	OBP	SLG	E
2018	Danville	.241	25	79	9	19	4	0	0	10	0	0	1	14	23	0-0	.362	.291	0
2019	Florida	.152	49	158	12	24	4	0	1	16	0	3	8	14	56	0-0	.251	.196	1
<b>Minor Totals</b>		<b>.181</b>	<b>74</b>	<b>237</b>	<b>21</b>	<b>43</b>	<b>8</b>	<b>0</b>	<b>1</b>	<b>26</b>	<b>0</b>	<b>3</b>	<b>9</b>	<b>28</b>	<b>79</b>	<b>0-0</b>	<b>.289</b>	<b>.228</b>	<b>1</b>

**FERNÁNDEZ, JEREMY** *INFILDER*

**Bats:** R **Throws:** R **Height:** 6-1 **Weight:** 150  
**Born:** 7/11/97 in San Pedro de Macoris, DR **Resides:** San Pedro de Macoris, DR  
**Obtained:** Signed by the Braves as a non-drafted free agent on May 18, 2015  
**Signed By:** Matias Laureano

**2019 Review:** Played in 75 games between Single-A Rome and High-A Florida, hitting .247/.266/.334 with 17 extra-base hits, 22 RBI, seven stolen bases and 30 runs scored...**2018:** Was named by the organization as GCL Braves Player of the Year after hitting .281/.322/.492 over 47 games...Ranked among Braves farmhands in slugging percentage (5th, .492) and OPS (6th, .813)...**2017:** Played in 37 games between the GCL Braves and Rookie Advanced Danville, batting .258/.297/.367 (33-for-128) with eight extra-base hits, 17 RBI and 21 runs.

Year	Club	AVG	G	AB	R	H	2B	3B	HR	RBI	SH	SF	HP	BB	SO	SB-CS	OBP	SLG	E
2015	DSL Braves	.262	30	107	12	28	3	1	0	10	0	1	3	9	19	3-1	.333	.308	19
2016	GCL Braves	.244	36	123	15	30	3	1	0	8	3	0	4	4	20	7-0	.290	.285	14
2017	GCL Braves	.305	24	82	16	25	4	0	3	16	0	2	4	0	11	3-1	.330	.463	2
	Danville	.174	13	46	5	8	1	0	0	1	0	0	0	4	10	1-0	.240	.196	5
2018	GCL Braves	.281	47	185	28	52	9	3	8	29	0	2	1	11	24	5-2	.322	.492	1
2019	Rome	.252	73	290	30	73	9	7	1	22	0	0	3	5	65	7-3	.272	.341	7
	Florida	.000	2	6	0	0	0	0	0	0	0	0	0	0	2	0-0	.000	.000	0
<b>Minor Totals</b>		<b>.257</b>	<b>225</b>	<b>839</b>	<b>106</b>	<b>216</b>	<b>29</b>	<b>12</b>	<b>12</b>	<b>86</b>	<b>3</b>	<b>5</b>	<b>15</b>	<b>33</b>	<b>151</b>	<b>26-7</b>	<b>.296</b>	<b>.364</b>	<b>48</b>

**FLORENTINO, DARLING** *INFILDER*

**Bats:** R **Throws:** R **Height:** 6-0 **Weight:** 190  
**Born:** 5/25/01 in San Pedro De Macoris, DR **Resides:** San Pedro De Macoris, DR  
**Obtained:** Signed by the Braves as a non-drafted free agent on July 2, 2017  
**Signed By:** Roy Gomez

**2019 Review:** Combined to play in 68 games between rookie-level GCL Braves and Single-A Rome, batting .200/.248/.352 (46-for-230) with nine home runs, 34 RBI and 24 runs scored...Was on the injured list from 4/29-5/24 with right shoulder inflammation.

Year	Club	AVG	G	AB	R	H	2B	3B	HR	RBI	SH	SF	HP	BB	SO	SB-CS	OBP	SLG	E
2018	GCL Braves	.217	37	138	16	30	6	1	3	15	0	1	2	5	40	1-2	.253	.341	10
2019	Rome	.198	36	126	8	25	5	0	3	13	0	1	0	7	60	0-1	.239	.310	16
	GCL Braves	.202	32	104	16	21	3	0	6	21	0	3	2	7	47	0-0	.259	.404	9
<b>Minor Totals</b>		<b>.207</b>	<b>105</b>	<b>368</b>	<b>40</b>	<b>76</b>	<b>14</b>	<b>1</b>	<b>12</b>	<b>49</b>	<b>0</b>	<b>5</b>	<b>4</b>	<b>19</b>	<b>147</b>	<b>1-3</b>	<b>.250</b>	<b>.348</b>	<b>35</b>

**FLOYD, FRANCISCO** INFILDER

**Bats:** R **Throws:** R **Height:** 6-1 **Weight:** 167  
**Born:** 5/25/02 in San Pedro De Macoris, DR **Resides:** Hato Mayor, DR  
**Obtained:** Signed by the Braves as a non-drafted free agent on July 6, 2018  
**Signed By:** Jonathan Cruz

Year	Club	AVG	G	AB	R	H	2B	3B	HR	RBI	SH	SF	HP	BB	SO	SB-CS	OBP	SLG	E
2019	DSL Braves	.223	58	220	31	49	4	2	0	18	2	0	2	26	69	14-9	.310	.259	15

**GIARDINA, SAL** CATCHER

**Bats:** S **Throws:** R **Height:** 6-4 **Weight:** 220  
**Born:** 4/30/92 in Boyton Beach, FL **Resides:** Valrico, FL  
**School:** Lynn University (FL)  
**Obtained:** Selected by the Braves in the 31st round of the 2014 First-Year Player Draft  
**Signed By:** Buddy Hernández

**2019 Review:** Played in 23 games for Triple-A Gwinnett...Appeared defensively at catcher, first base and pitcher...His only relief appearance came on 6/7, when he tossed a scoreless inning...Suffered a right elbow sprain in the outing and missed the rest of the season...**2018:** Split the season between Double-A Mississippi and Triple-A Gwinnett, and combined to bat .234 (30-for-128) over 48 games...**2017:** Appeared in 52 games between Mississippi, Florida (High-A) and Gwinnett, combining to bat .264 (37-for-140) between the three stops...Made two trips to the disabled list, first from 4/6-5/4 (left shin contusion) and again from 8/11-8/21...**2016:** Played his second consecutive season with Single-A Carolina and made appearances at four positions defensively, including catcher (30 games), first base (30 games), third base (3 games) and pitcher (1 game).

Year	Club	AVG	G	AB	R	H	2B	3B	HR	RBI	SH	SF	HP	BB	SO	SB-CS	OBP	SLG	E
2014	Rome	.266	37	128	12	34	3	0	2	16	0	0	4	10	30	0-2	.338	.336	5
2015	Carolina	.185	42	146	8	27	5	0	0	7	3	0	4	5	40	1-1	.232	.219	6
2016	Carolina	.246	67	228	20	56	9	2	3	19	0	1	10	9	56	1-1	.302	.342	8
2017	Mississippi	.248	38	105	13	26	5	0	1	11	0	2	3	9	29	1-0	.319	.324	4
	Florida	.250	8	24	2	6	1	0	0	2	0	0	2	0	4	0-0	.308	.292	3
	Gwinnett	.455	6	11	3	5	0	0	0	2	0	0	2	3	2	0-0	.625	.455	0
2018	Mississippi	.150	25	60	2	9	0	0	0	4	2	0	5	5	22	1-0	.271	.150	0
	Gwinnett	.309	23	68	7	21	4	0	1	6	0	0	2	3	19	0-0	.356	.412	1
2019	Gwinnett	.260	23	73	9	19	6	0	1	5	0	1	7	4	22	0-0	.353	.384	3
	Minor Totals	.241	269	843	76	203	33	2	8	72	5	4	39	48	224	4-4	.310	.313	30

**GORDON, TANNER** RIGHT-HANDED PITCHER

**Bats:** L **Throws:** R **Height:** 6-5 **Weight:** 220  
**Born:** 10/26/97 in Champaign, IL **Resides:** Champaign, IL  
**School:** Indiana University  
**Obtained:** Selected by the Braves in the sixth round (187th overall) of the 2019 First-Year Player Draft  
**Signed By:** Kevin Barry

**2019 Review:** Posted the best ERA on Rookie Advanced Danville, 2.22 (min. 12 appearances)...Struck out 36 in 24.1 innings, an average of 13.3 per 9.0 innings...Made five appearances in August and went 2-0 with a 0.87 ERA (1 ER/10.1 IP) with four walks and 17 strikeouts.

Year	Club	W-L	ERA	G	GS	CG	SHO	SV	IP	H	R	ER	HR	HB	BB	SO	WP	BK
2019	Danville	2-1	2.22	13	0	0	0	0	24.1	13	6	6	2	0	12	36	2	0

**GRACIANO, WILFRANK** INFILDER

**Bats:** R **Throws:** R **Height:** 5-10 **Weight:** 155  
**Born:** 2/18/03 in Santo Domingo, DR **Resides:** Santo Domingo, DR  
**Obtained:** Signed by the Braves as a non-drafted free agent on July 2, 2019

Year	Club	AVG	G	AB	R	H	2B	3B	HR	RBI	SH	SF	HP	BB	SO	SB-CS	OBP	SLG	E
2020 Will Be First Professional Season																			

**GRAFFANINO, AJ** INFILDER

**Bats:** L **Throws:** R **Height:** 6-2 **Weight:** 170  
**Born:** 7/16/97 in Marietta, GA **Resides:** Peoria, AZ  
**School:** University of Washington  
**Obtained:** Selected by the Braves in the eighth round (232nd overall) of the 2018 First-Year Player Draft

**2019 Review:** Took one at-bat in High-A Florida's season opener before being sidelined for the rest of the year...Began the season tabbed by *Baseball America* as the Braves' No. 25 prospect...Ended the campaign named by MLB.com as Atlanta's No. 21 prospect...**2018:** Batted .318 (54-for-170) across 43 games between Rookie Advanced Danville and Single-A Rome...**Other:** Is the son of former major leaguer Tony Graffanino, whose 13-year career included playing for the Braves (1996-98).

Year	Club	AVG	G	AB	R	H	2B	3B	HR	RBI	SH	SF	HP	BB	SO	SB-CS	OBP	SLG	E
2018	Danville	.407	6	27	2	11	0	0	0	6	1	2	0	1	3	1-0	.400	.407	4
	Rome	.301	37	143	19	43	8	0	1	11	0	2	0	8	24	4-3	.333	.378	10
2019	Florida	.000	1	1	0	0	0	0	0	0	0	0	0	0	0	0-0	.000	.000	0
<b>Minor Totals</b>		<b>.316</b>	<b>44</b>	<b>171</b>	<b>21</b>	<b>54</b>	<b>8</b>	<b>0</b>	<b>1</b>	<b>17</b>	<b>1</b>	<b>4</b>	<b>0</b>	<b>9</b>	<b>27</b>	<b>5-3</b>	<b>.342</b>	<b>.380</b>	<b>14</b>

## GRAHAM, JOSH *RIGHT-HANDED PITCHER*

**Bats:** R **Throws:** R **Height:** 6-1 **Weight:** 205  
**Born:** 10/14/93 in Roseburg, OR **Resides:** Roseburg, OR  
**School:** University of Oregon  
**Obtained:** Selected by the Braves in the fourth round (120th overall) of the 2015 First-Year Player Draft  
**Signed By:** Brett Evert

**2019 Review:** Spent the year with Double-A Mississippi and made a team-high 38 appearances (1 start)... Also led the club in games finished (25) while tying for the team high total in saves (8)...**2018:** Played his second consecutive season between Double-A Mississippi and High-A Florida, combining to go 6-8 with a 5.71 ERA (40 ER/63.0 IP)...Fanned 10.6 batters per 9.0 innings (74 strikeouts/63.0 IP), his highest rate in a full-season league...**2017:** Split the season between High-A Florida and Double-A Mississippi, combining to go 3-4 with a 3.98 ERA (27 ER/61.0 IP) and three saves in 41 appearances...Allowed eight runs (six earned) over his first four appearances (6.1 IP, 8.53 ERA) before pitching to a 3.46 ERA over his final 37 outings... Played for Peoria in the Arizona Fall League...Had a 6.97 ERA (8 ER/10.1 IP) over nine games...**2016:** Played his first full pro season with Single-A Rome, where he went 1-2 with a 3.40 ERA (16 ER/42.1 IP) and six saves over 35 appearances...Finished the season in the Top 10 among Atlanta farmhands in saves (T8th, 6) and strikeout-walk ratio (10th, 4.17)...Tossed 2.0 scoreless innings over two outings in the postseason to help Rome claim the South Atlantic League Championship...**2015:** Made his professional debut with six appearances (5 starts) for Rookie Advanced Danville, pitching to a 1-1 record with a 2.60 ERA (5 ER/17.1 IP) and fanning 21...**Amateur:** Played three seasons for the University of Oregon...In his first two seasons, he was a position player, serving as the Ducks' catcher and designated hitter...In his final collegiate season, Graham was a two-way player, making 19 appearances (six starts) on the mound and getting 59 at-bats (35 games)...**Other:** His uncle is former major leaguer, Jamie Burke.

Year	Club	W-L	ERA	G	GS	CG	SHO	SV	IP	H	R	ER	HR	HB	BB	SO	WP	BK
2015	Danville	1-1	2.60	6	5	0	0	0	17.1	17	6	5	0	1	3	21	1	0
2016	Rome	1-2	3.40	35	0	0	0	6	42.1	35	20	16	4	4	12	50	11	0
2017	Florida	3-3	4.69	31	0	0	0	1	48.0	41	27	25	0	4	18	56	6	0
	Mississippi	0-1	1.38	10	0	0	0	2	13.0	10	2	2	0	0	9	10	2	0
2018	Mississippi	5-3	6.81	32	0	0	0	2	39.2	42	34	30	4	2	31	41	3	1
	Florida	1-5	3.86	15	0	0	0	1	23.1	19	15	10	2	2	10	33	5	0
2019	Mississippi	4-4	3.55	38	1	0	0	8	50.2	41	25	20	6	3	18	45	5	0
<b>Minor Totals</b>		<b>15-19</b>	<b>4.15</b>	<b>167</b>	<b>6</b>	<b>0</b>	<b>0</b>	<b>20</b>	<b>234.1</b>	<b>205</b>	<b>129</b>	<b>108</b>	<b>16</b>	<b>16</b>	<b>101</b>	<b>256</b>	<b>33</b>	<b>1</b>

## GRISSOM, VAUGHN *INFIELDER*

**Bats:** R **Throws:** R **Height:** 6-3 **Weight:** 180  
**Born:** 1/5/01 in Orlando, FL **Resides:** Oviedo, FL  
**School:** Hagerty (FL) HS  
**Obtained:** Selected by the Braves in the 11th round of the 2019 First-Year Player Draft  
**Signed By:** Jon Bunnell

**2019 Review:** Led the GCL Braves in games played (44), runs scored (22), hits (46), total bases (64), doubles (7) and RBI (23)...Was named by the organization as the club's Player of the Month for August after hitting .333/.410/.364 (22-for-66) with 11 RBI and more walks (9) than strikeouts (8).

Year	Club	AVG	G	AB	R	H	2B	3B	HR	RBI	SH	SF	HP	BB	SO	SB-CS	OBP	SLG	E
2019	GCL Braves	.288	44	160	22	46	7	1	3	23	1	3	4	16	27	3-0	.361	.400	10

## GUITIÁN, ENMANUEL *CATCHER*

**Bats:** R **Throws:** R **Height:** 5-11 **Weight:** 165  
**Born:** 9/14/98 in Valencia, Venezuela **Resides:** San Diego, Venezuela  
**Obtained:** Signed by the Braves as a non-drafted free agent on June 14, 2016  
**Signed By:** Rolando Petit

MINOR LEAGUE PLAYERS

Year	Club	AVG	G	AB	R	H	2B	3B	HR	RBI	SH	SF	HP	BB	SO	SB-CS	OBP	SLG	E
2016	DSL Braves	.167	2	6	1	1	0	0	0	0	1	0	0	1	2	0-0	.286	.167	1
2017	DSL Braves	.192	44	120	14	23	3	0	0	16	1	0	9	25	28	2-0	.370	.217	8
2018	DSL Braves	.205	44	127	18	26	2	0	1	5	0	0	2	29	42	2-1	.361	.244	6
2019	GCL Braves	.143	18	35	3	5	0	0	0	5	0	1	0	4	10	0-0	.225	.143	4
<b>Minor Totals</b>		<b>.191</b>	<b>108</b>	<b>288</b>	<b>36</b>	<b>55</b>	<b>5</b>	<b>0</b>	<b>1</b>	<b>26</b>	<b>2</b>	<b>1</b>	<b>11</b>	<b>59</b>	<b>82</b>	<b>4-1</b>	<b>.348</b>	<b>.219</b>	<b>19</b>

**HARRIS II, MICHAEL** *OUTFIELDER*

**Bats:** L      **Throws:** L      **Height:** 6-0      **Weight:** 195  
**Born:** 3/7/01 in Dekalb, GA      **Resides:** Ellenwood, GA  
**School:** Stockbridge (GA) HS  
**Obtained:** Selected by the Braves in the third round (98th overall) of the 2019 First-Year Player Draft  
**Signed By:** Kirk Fredriksson

**2019 Review:** Split his first professional season between rookie-level GCL and Single-A Rome, batting .277 (53-for-191) with two home runs, 27 RBI, eight stolen bases and 26 runs scored in 53 games...Named the GCL Braves Player of the Year by the organization...Played in 31 games and led the club in batting average (.349), on-base percentage (.403), slugging percentage (.514) and OPS (.917)...Was also tabbed by the organization as the club's Player of the Month for July after slashing .379/.423/.561 in 19 games...**Amateur:** At Stockbridge High School was a two-way player...Had a 1.87 ERA in his senior season.

Year	Club	AVG	G	AB	R	H	2B	3B	HR	RBI	SH	SF	HP	BB	SO	SB-CS	OBP	SLG	E
2019	Rome	.183	22	82	11	15	2	1	0	11	0	1	1	9	22	3-0	.269	.252	0
	GCL Braves	.349	31	109	15	38	6	3	2	16	0	0	1	9	20	5-2	.403	.514	3
<b>Minor Totals</b>		<b>.277</b>	<b>53</b>	<b>191</b>	<b>26</b>	<b>53</b>	<b>8</b>	<b>4</b>	<b>2</b>	<b>27</b>	<b>0</b>	<b>1</b>	<b>2</b>	<b>18</b>	<b>42</b>	<b>8-2</b>	<b>.344</b>	<b>.393</b>	<b>3</b>

**HARTMAN, MATT** *RIGHT-HANDED PITCHER*

**Bats:** R      **Throws:** R      **Height:** 6-3      **Weight:** 220  
**Born:** 2/28/96 in Irvine, CA      **Resides:** Valley Center, CA  
**School:** Westmont College (CA)  
**Obtained:** Signed by the Braves as a non-drafted free agent on July 31, 2018  
**Signed By:** Ryan Holmes

**2019 Review:** Made 19 appearances, 12 starts, between Single-A Rome and High-A Florida, combining to go 5-6 with a 3.74 ERA (37 ER/89.0 IP), 38 walks and 60 strikeouts...With the Fire Frogs, tossed consecutive complete games (8/11 and 8/17), the latter of which was a 7.0-inning shutout...Went 3-1 with a 1.82 ERA (7 ER/34.2 IP) in five August starts and was named Florida's Pitcher of the Month by the organization...**Amateur:** In his only year at Westmont College, pitched to a 1.63 ERA (7 ER/38.2 IP) in seven appearances, six starts, before undergoing season-ending Tommy John surgery.

Year	Club	W-L	ERA	G	GS	CG	SHO	SV	IP	H	R	ER	HR	HB	BB	SO	WP	BK
2018	Danville	0-1	2.87	5	5	0	0	0	15.2	12	7	5	2	0	10	8	3	0
2019	Rome	1-0	2.63	4	1	0	0	1	13.2	8	4	4	0	0	9	15	2	0
	Florida	4-6	3.94	15	11	2	1	0	75.1	65	39	33	2	6	29	45	6	1
<b>Minor Totals</b>		<b>5-7</b>	<b>3.61</b>	<b>24</b>	<b>17</b>	<b>2</b>	<b>1</b>	<b>1</b>	<b>104.2</b>	<b>85</b>	<b>50</b>	<b>42</b>	<b>4</b>	<b>6</b>	<b>48</b>	<b>68</b>	<b>11</b>	<b>1</b>

**HERNÁNDEZ, DAYSBEL** *RIGHT-HANDED PITCHER*

**Bats:** R      **Throws:** R      **Height:** 6-1      **Weight:** 200  
**Born:** 9/15/96 in Sandino, Cuba      **Resides:** Mexico  
**Obtained:** Signed by the Braves as a non-drafted free agent on September 13, 2017  
**Signed By:** Rolando Petit

**2019 Review:** Spent the entire year with High-A Florida and led the club in saves (7), wins (5, tied) and appearances (35, tied)...Struck out 70 hitters in 52.2 innings, an average of 12.0 strikeouts per 9.0 innings... Limited opponents to a .184 batting average...Named the Fire Frogs' June Pitcher of the Month by the organization...Did not allow a run in six appearances, going 2-0 in 11.1 innings with four walks and 15 strikeouts...Ended the season tabbed by MLB.com as the Braves' No. 20 prospect...**2018:** Combined to go 2-2 with a 4.50 ERA (19 ER/38.0 IP) with 23 walks and 36 strikeouts in 21 relief appearances between High-A Florida and Rome.

Year	Club	W-L	ERA	G	GS	CG	SHO	SV	IP	H	R	ER	HR	HB	BB	SO	WP	BK
2018	Florida	1-2	6.59	8	0	0	0	0	13.2	13	14	10	2	1	8	10	1	1
	Rome	1-0	3.33	13	0	0	0	1	24.1	15	9	9	0	0	15	26	4	1
2019	Florida	5-2	1.71	35	0	0	0	7	52.2	34	14	10	2	4	23	70	6	0
<b>Minor Totals</b>		<b>7-4</b>	<b>2.88</b>	<b>56</b>	<b>0</b>	<b>0</b>	<b>0</b>	<b>8</b>	<b>90.2</b>	<b>62</b>	<b>37</b>	<b>29</b>	<b>4</b>	<b>5</b>	<b>46</b>	<b>106</b>	<b>11</b>	<b>2</b>

FRONT OFFICE  
 MANAGER & STAFF  
 PLAYER BIOS  
 SEASON IN REVIEW  
 PLAYER DEVELOPMENT  
 BRAVES HISTORY  
 OPPONENTS  
 MISCELLANEOUS



**HERNÁNDEZ, RAY** INFILDER

**Bats:** R      **Throws:** R      **Height:** 6-3      **Weight:** 230  
**Born:** 8/19/96 in Orlando, FL      **Resides:** Orlando, FL  
**School:** Alabama State University  
**Obtained:** Selected by the Braves in the 29th round of the 2018 First-Year Player Draft  
**Signed By:** Hugh Buchanan

**Amateur:** At Alabama State University, holds the program record for slugging percentage, doubles and home runs...In 2016, set the single-season school record for home runs (16) and RBI (62).

Year	Club	AVG	G	AB	R	H	2B	3B	HR	RBI	SH	SF	HP	BB	SO	SB-CS	OBP	SLG	E
2018	GCL Braves	.283	38	138	21	39	11	1	5	25	0	0	1	15	30	1-0	.357	.486	2
2019	Danville	.199	41	141	15	28	9	0	2	21	0	0	1	13	38	0-1	.271	.305	4
<b>Minor Totals</b>		<b>.240</b>	<b>79</b>	<b>279</b>	<b>36</b>	<b>67</b>	<b>20</b>	<b>1</b>	<b>7</b>	<b>46</b>	<b>0</b>	<b>0</b>	<b>2</b>	<b>28</b>	<b>68</b>	<b>1-1</b>	<b>.314</b>	<b>.394</b>	<b>6</b>

**HIGGINBOTHAM, JAKE** LEFT-HANDED PITCHER

**Bats:** L      **Throws:** L      **Height:** 5-10      **Weight:** 170  
**Born:** 1/11/96 in Lawrenceville, GA      **Resides:** Hoschton, GA  
**School:** Clemson University (SC)  
**Obtained:** Selected by the Braves in the 11th round of the 2018 First-Year Player Draft

**2019 Review:** Made 33 relief appearances for Single-A Rome...From the start of June through the end of the season, had a 1.93 ERA (8 ER/37.1 IP) with 12 walks and 40 strikeouts in 19 appearances...**2018:** Went 2-1 with a 2.65 ERA (10 ER/34.0 IP) at Rookie Advanced Danville, the sixth-lowest ERA among Atlanta's relief farmhands (min. 30 IP)...Was named the Appalachian League Pitcher of the Week for 7/9-15.

Year	Club	W-L	ERA	G	GS	CG	SHO	SV	IP	H	R	ER	HR	HB	BB	SO	WP	BK
2018	Danville	2-1	2.65	13	0	0	0	1	34.0	27	12	10	4	1	12	36	2	0
2019	Rome	4-4	3.07	33	0	0	0	4	58.2	52	27	20	5	3	26	63	4	1
<b>Minor Totals</b>		<b>6-5</b>	<b>2.91</b>	<b>46</b>	<b>0</b>	<b>0</b>	<b>0</b>	<b>5</b>	<b>92.2</b>	<b>79</b>	<b>39</b>	<b>30</b>	<b>9</b>	<b>4</b>	<b>38</b>	<b>99</b>	<b>6</b>	<b>1</b>

**HODGSON, ALGER** RIGHT-HANDED PITCHER

**Bats:** R      **Throws:** R      **Height:** 6-2      **Weight:** 190  
**Born:** 4/10/99 in Bluefields, Nicaragua      **Resides:** Laguna de Perlas, Nicaragua  
**Obtained:** Signed by the Braves as a non-drafted free agent on January 12, 2016

**2017 Review:** Made 12 appearances, eight starts, between the DSL and GCL Braves, going 2-2 with a 5.40 ERA (24 ER/40.0 IP), 22 walks and 25 strikeouts.

Year	Club	W-L	ERA	G	GS	CG	SHO	SV	IP	H	R	ER	HR	HB	BB	SO	WP	BK
2016									Suspended - Did Not Pitch									
2017	DSL Braves	0-0	1.13	3	2	0	0	0	8.0	4	5	1	0	1	3	3	1	0
	GCL Braves	2-2	6.47	9	6	0	0	0	32.0	35	27	23	3	2	19	22	3	0
2018									Injured - Did Not Pitch									
2019	Danville	1-5	5.02	14	4	0	0	0	37.2	41	29	21	6	3	28	36	4	4
<b>Minor Totals</b>		<b>3-7</b>	<b>5.21</b>	<b>26</b>	<b>12</b>	<b>0</b>	<b>0</b>	<b>0</b>	<b>77.2</b>	<b>80</b>	<b>61</b>	<b>45</b>	<b>9</b>	<b>6</b>	<b>50</b>	<b>61</b>	<b>8</b>	<b>4</b>

**JAVIER, ODALVI** RIGHT-HANDED PITCHER

**Bats:** R      **Throws:** R      **Height:** 6-0      **Weight:** 190  
**Born:** 9/4/96 in Puerto Plata, DR      **Resides:** Puerto Plata, DR  
**Obtained:** Signed by the Braves as a non-drafted free agent on December 2, 2014

**2019 Review:** Made 22 starts for Single-A Rome and four for High-A Florida, pitching to a 3.70 ERA (60 ER/146.0 IP) with 59 walks and 117 strikeouts...Ranked among South Atlantic League leaders in ERA (8th, 3.78) and batting average against (8th, .242)...**2018:** Spent the full season with Single-A Rome and went 3-10 with a 4.14 ERA (58 ER/126.0 IP)...Ranked among Atlanta farmhands in strikeouts (T4th, 133) and innings pitched (6th, 126.0 IP)...**2017:** Named Rookie Advanced Danville's Pitcher of the Year after going 4-2 with a 3.14 ERA (22 ER/63.0 IP) and 50 strikeouts over 13 starts.

Year	Club	W-L	ERA	G	GS	CG	SHO	SV	IP	H	R	ER	HR	HB	BB	SO	WP	BK
2015	GCL Braves	1-1	2.37	10	1	0	0	0	19.0	22	5	5	2	2	9	18	1	0
2016	GCL Braves	5-1	2.62	12	6	0	0	0	44.2	36	16	13	1	7	12	34	3	0
2017	Danville	4-2	3.14	13	13	0	0	0	63.0	61	22	22	3	11	22	50	5	0
2018	Rome	3-10	4.14	26	25	0	0	0	126.0	120	75	58	14	17	58	133	14	1
2019	Rome	3-8	3.78	22	22	0	0	0	121.1	112	56	51	13	12	45	101	9	0
	Florida	1-2	3.28	4	4	0	0	0	24.2	19	10	9	2	3	14	16	1	0
<b>Minor Totals</b>		<b>17-24</b>	<b>3.57</b>	<b>87</b>	<b>71</b>	<b>0</b>	<b>0</b>	<b>0</b>	<b>398.2</b>	<b>370</b>	<b>184</b>	<b>158</b>	<b>35</b>	<b>52</b>	<b>160</b>	<b>352</b>	<b>33</b>	<b>1</b>

**JEREZ, MIGUEL** LEFT-HANDED PITCHER

**Bats:** L      **Throws:** L      **Height:** 5-8      **Weight:** 200  
**Born:** 10/13/97 in La Vega, DR      **Resides:** La Vega, DR  
**Obtained:** Signed by the Braves as a non-drafted free agent on May 11, 2016  
**Signed By:** Jonathan Cruz

**2019 Review:** Made 10 appearances, three starts, between rookie-level GCL Braves and Danville, going 2-3 with a 4.35 ERA (15 ER/31.0 IP), 11 walks and 34 strikeouts. **2018:** Between the GCL Braves and High-A Florida, went 5-5 with a 4.45 ERA (30 ER/60.2 IP), 10 walks, 52 strikeouts in 13 games, 11 starts...Named the GCL Braves Pitcher of the Month for June (2-0, 1.29 ERA, 2 ER/14.0 IP)...**2017:** Spent the year with the DSL and GCL Braves, going 2-1 with a 1.31 ERA (7 ER/48.0 IP) in 19 games, 1 start...Ranked in the Top 10 among Atlanta's relief prospects (min. 30.0 IP) in ERA (2nd, 1.31), hits per 9.0 innings (T3rd, 5.8) and strikeout-to-walk ratio (4th, 4.09) and earned the GCL Braves Pitcher of the Year honors.

Year	Club	W-L	ERA	G	GS	CG	SHO	SV	IP	H	R	ER	HR	HB	BB	SO	WP	BK
2016	DSL Braves	1-0	1.64	11	0	0	0	1	22.0	21	11	4	2	4	8	23	2	0
2017	DSL Braves	0-1	1.00	4	0	0	0	0	9.0	6	2	1	0	1	1	10	0	0
	GCL Braves	2-0	1.38	15	1	0	0	1	39.0	25	7	6	2	5	10	35	1	0
2018	GCL Braves	5-4	3.90	12	10	0	0	0	57.2	62	31	25	3	2	8	50	5	1
	Florida	0-1	15.00	1	1	0	0	0	3.0	6	5	5	0	0	2	2	1	2
2019	Danville	2-0	4.50	3	0	0	0	0	8.0	5	4	4	1	0	5	13	2	0
	GCL Braves	0-3	4.30	7	3	0	0	0	23.0	23	15	11	1	5	6	21	2	1
<b>Minor Totals</b>		<b>10-9</b>	<b>3.12</b>	<b>53</b>	<b>15</b>	<b>0</b>	<b>0</b>	<b>2</b>	<b>161.2</b>	<b>148</b>	<b>75</b>	<b>56</b>	<b>9</b>	<b>17</b>	<b>40</b>	<b>154</b>	<b>13</b>	<b>4</b>

**JIMÉNEZ, LEOMAR** OUTFIELDER

**Bats:** R      **Throws:** R      **Height:** 6-1      **Weight:** 160  
**Born:** 1/9/02 in Barcelona, Venezuela      **Resides:** Barquisimeto, Venezuela  
**Obtained:** Signed by the Braves as a non-drafted free agent on March 25, 2019

Year	Club	AVG	G	AB	R	H	2B	3B	HR	RBI	SH	SF	HP	BB	SO	SB-CS	OBP	SLG	E
2019	DSL Braves	.140	38	107	12	15	3	0	0	5	1	0	4	8	36	8-2	.227	.168	1

**JOHNSON, JARED** RIGHT-HANDED PITCHER

**Bats:** R      **Throws:** R      **Height:** 6-3      **Weight:** 200  
**Born:** 3/17/01 in Smithville, MS      **Resides:** Fulton, MS  
**School:** Smithville (MS) HS  
**Obtained:** Selected by the Braves in the 14th round of the 2019 First-Year Player Draft  
**Signed By:** Raymond Laval

**Amateur:** In his senior year at Smithville High School, posted a 9-0 record with a 0.68 ERA and 100 strikeouts in 61.1 innings.

Year	Club	W-L	ERA	G	GS	CG	SHO	SV	IP	H	R	ER	HR	HB	BB	SO	WP	BK
2019	GCL Braves	0-0	3.52	6	6	0	0	0	15.1	15	7	6	0	0	4	12	2	0

**JOSÉ, LUIS** OUTFIELDER

**Bats:** L      **Throws:** L      **Height:** 5-10      **Weight:** 165  
**Born:** 12/03/02 in San Pedro De Macoris, DR      **Resides:** San Pedro De Macoris, DR  
**Obtained:** Signed by the Braves as a non-drafted free agent on July 2, 2019

Year	Club	AVG	G	AB	R	H	2B	3B	HR	RBI	SH	SF	HP	BB	SO	SB-CS	OBP	SLG	E
2020 Will Be First Professional Season																			

**JOSEPHINA, KEVIN** INFILDER

**Bats:** S      **Throws:** R      **Height:** 6-0      **Weight:** 170  
**Born:** 10/2/96 in Willemstad, Curacao      **Resides:** Willemstad, Curacao  
**Obtained:** Signed by the Braves as a non-drafted free agent on July 2, 2013

**2019 Review:** Played in 112 games for High-A Florida...Was named a Mid-Season Florida State League All-Star after hitting .273 (47-for-172) with nine extra-base hits (8 2B, 1 3B) and 17 RBI in 49 games prior to the break...Tabbed by the organization as Florida's Player of the Month for May; slashed .338/.370/.403 (26-for-77) in 22 games...**2018:** Appeared in 45 games between High-A Florida and Rome, and batted .217 (34-for-157) with 18 RBI...**2017:** Played the full season with Single-A Rome and set career bests in runs (42), hits (106), doubles (13), triples (6), RBI (21) and stolen bases (22)...Six triples tied for sixth most among Atlanta farmhands, while 21 stolen bases tied for sixth.

MINOR LEAGUE PLAYERS

Year	Club	AVG	G	AB	R	H	2B	3B	HR	RBI	SH	SF	HP	BB	SO	SB-CS	OBP	SLG	E
2014	DSL Braves	.171	9	35	5	6	1	0	0	4	0	1	2	4	10	1-0	.286	.200	0
2015	GCL Braves	.272	22	81	11	22	1	1	0	3	1	0	0	3	18	2-2	.298	.309	4
2016	Danville	.300	13	50	6	15	3	0	1	8	0	1	1	2	7	0-0	.333	.420	3
	Rome	.267	37	131	14	35	7	1	2	12	1	4	0	0	26	6-2	.259	.382	7
2017	Rome	.247	118	429	42	106	13	6	1	34	6	6	2	22	92	21-11	.283	.312	22
2018	Florida	.227	36	128	11	29	3	0	0	17	0	3	1	8	33	4-3	.271	.250	5
	Rome	.172	9	29	2	5	2	0	0	1	1	0	1	5	10	0-0	.314	.241	2
2019	Florida	.258	112	372	48	96	20	4	2	34	1	4	1	29	86	4-7	.310	.349	13
<b>Minor Totals</b>		<b>.250</b>	<b>356</b>	<b>1255</b>	<b>139</b>	<b>314</b>	<b>50</b>	<b>12</b>	<b>6</b>	<b>113</b>	<b>10</b>	<b>19</b>	<b>8</b>	<b>73</b>	<b>282</b>	<b>38-25</b>	<b>.292</b>	<b>.324</b>	<b>56</b>

**JULIÁN, DEYVIS** RIGHT-HANDED PITCHER

**Bats:** R **Throws:** R **Height:** 6-2 **Weight:** 165  
**Born:** 4/10/96 in La Romana, DR **Resides:** La Romana, DR  
**Obtained:** Signed by the Braves as a non-drafted free agent on July 2, 2014  
**Signed By:** Matias Laureano

**2017 Review:** Pitched to a combined 3.97 ERA (21 ER/47.2 IP) with 25 walks and 35 strikeouts in 17 games, five starts, between the DSL and GCL Braves.

Year	Club	W-L	ERA	G	GS	CG	SHO	SV	IP	H	R	ER	HR	HB	BB	SO	WP	BK	
2015	DSL Braves	2-1	3.54	18	2	0	0	1	28.0	35	17	11	0	4	10	20	2	0	
2016	DSL Braves	0-8	2.68	17	15	0	0	0	40.1	30	21	12	3	5	14	37	3	0	
2017	DSL Braves	0-1	7.36	4	3	0	0	0	7.1	7	7	6	0	3	4	6	0	0	
	GCL Braves	3-2	3.35	13	2	0	0	0	40.1	36	17	15	2	1	21	29	5	0	
2018	Injured - Did Not Pitch (Right Elbow Sprain)																		
2019	Danville	1-3	8.31	16	0	0	0	0	26.0	27	28	24	3	5	23	24	0	1	
<b>Minor Totals</b>		<b>6-15</b>	<b>4.31</b>	<b>68</b>	<b>22</b>	<b>0</b>	<b>0</b>	<b>1</b>	<b>142.0</b>	<b>135</b>	<b>90</b>	<b>68</b>	<b>8</b>	<b>18</b>	<b>72</b>	<b>116</b>	<b>10</b>	<b>1</b>	

**KALICH, KASEY** RIGHT-HANDED PITCHER

**Bats:** R **Throws:** R **Height:** 6-3 **Weight:** 225  
**Born:** 4/25/98 in Victoria, TX **Resides:** Victoria, TX  
**School:** Texas A&M University  
**Obtained:** Selected by the Braves in the fourth round (127th overall) of the 2019 First-Year Player Draft  
**Signed By:** Darin Vaughan

**2019 Review:** Made 14 relief appearances between Single-A Rome (13) and rookie-level GCL (1), going 1-1 with a 1.25 ERA (3 ER/21.2 IP), 11 walks and 24 strikeouts...Had a 0.97 WHIP and held opponents to a .143 average...Ended the campaign ranked as Atlanta's No. 29 prospect by MLB.com...**Amateur:** In 2019 at Texas A&M University, had a 3.18 ERA with 12 saves, the fourth most in a single season in Aggies history...He was a semifinalist that year for the NCBWA Stopper of the Year Award, which recognizes the nation's top reliever.

Year	Club	W-L	ERA	G	GS	CG	SHO	SV	IP	H	R	ER	HR	HB	BB	SO	WP	BK
2019	Rome	1-1	1.31	13	0	0	0	1	20.2	9	4	3	0	0	10	22	3	0
	GCL Braves	0-0	0.00	1	0	0	0	0	1.0	1	0	0	0	0	1	2	0	0
<b>Minor Totals</b>		<b>1-1</b>	<b>1.25</b>	<b>14</b>	<b>0</b>	<b>0</b>	<b>0</b>	<b>1</b>	<b>21.2</b>	<b>10</b>	<b>4</b>	<b>3</b>	<b>0</b>	<b>0</b>	<b>11</b>	<b>24</b>	<b>3</b>	<b>0</b>

**KINGHAM, NOLAN** RIGHT-HANDED PITCHER

**Bats:** R **Throws:** R **Height:** 6-4 **Weight:** 200  
**Born:** 8/18/96 in Las Vegas, NV **Resides:** Las Vegas, NV  
**School:** University of Texas  
**Obtained:** Selected by the Braves in the 12th round of the 2018 First-Year Player Draft  
**Signed By:** Darin Vaughan

**2019 Review:** Made 27 starts between Single-A Rome and High-A Florida and Double-A Mississippi, going 7-12 with a 3.92 ERA (72 ER/165.1 IP), 36 walks and 116 strikeouts...Led all Braves' minor leaguers in games started, innings pitched, complete games (4) and shutouts (3)...Three of his complete games and all of three of his shutouts came with the Fire Frogs, totals that each led the Florida State League...Named the FSL Pitcher of the Week for the period of May 27-June 2 after tossing a 9.0-inning shutout on May 31 (2 H, 1 BB, 4 K)...**Other:** His brother Nick has pitched in the major leagues, debuting with the Pirates in 2018.

Year	Club	W-L	ERA	G	GS	CG	SHO	SV	IP	H	R	ER	HR	HB	BB	SO	WP	BK
2018	Danville	2-0	4.56	11	3	0	0	1	23.2	27	12	12	2	1	7	18	8	1
2019	Mississippi	2-3	3.79	6	6	1	0	0	35.2	32	15	15	5	1	10	25	0	0
	Rome	1-1	0.56	3	3	0	0	0	16.0	12	2	1	0	1	1	7	0	0
	Florida	4-8	4.43	18	18	3	3	0	113.2	120	63	56	6	3	25	84	7	1
<b>Minor Totals</b>		<b>9-12</b>	<b>4.00</b>	<b>38</b>	<b>30</b>	<b>4</b>	<b>3</b>	<b>1</b>	<b>189.0</b>	<b>191</b>	<b>92</b>	<b>84</b>	<b>13</b>	<b>6</b>	<b>43</b>	<b>134</b>	<b>15</b>	<b>2</b>

**LANGHORNE, BRETT** INFIELDER

**Bats:** L **Throws:** R **Height:** 6-3 **Weight:** 210  
**Born:** 6/14/96 in Richmond, VA **Resides:** Mechanicsville, VA  
**School:** Carson-Newman College (TN)  
**Obtained:** Selected by the Braves in the 10th round (292nd overall) of the 2018 First-Year Player Draft  
**Signed By:** Dustin Evans

**2019 Review:** Spent the entire year with High-A Florida and led the club in walks (44)...**2018:** Reached base at a .375 clip, the fifth-highest percentage among qualified Atlanta farmhands...**Amateur:** Is the highest drafted position player in Carson-Newman College history...In his senior season, won a Gold Glove (3B).

Year	Club	AVG	G	AB	R	H	2B	3B	HR	RBI	SH	SF	HP	BB	SO	SB-CS	OBP	SLG	E
2018	Danville	.281	52	185	23	52	7	2	0	24	0	2	1	28	67	8-2	.375	.341	13
2019	Florida	.203	117	359	38	73	15	2	3	34	2	7	2	44	146	12-5	.289	.281	14
<b>Minor Totals</b>		<b>.230</b>	<b>169</b>	<b>544</b>	<b>61</b>	<b>125</b>	<b>22</b>	<b>4</b>	<b>3</b>	<b>58</b>	<b>2</b>	<b>9</b>	<b>3</b>	<b>72</b>	<b>213</b>	<b>20-7</b>	<b>.318</b>	<b>.301</b>	<b>27</b>

**LAWSON, TANNER** LEFT-HANDED PITCHER

**Bats:** L **Throws:** L **Height:** 6-1 **Weight:** 193  
**Born:** 10/25/96 in Laplace, LA **Resides:** Bakersfield, CA  
**School:** St. Edwards University (TX)  
**Obtained:** Selected by the Braves in the 21st round of the 2018 First-Year Player Draft  
**Signed By:** Darin Vaughan

**2019 Review:** Made 30 relief appearances for Single-A Rome...In June and July, allowed a total of two earned runs in 28.2 IP (0.63 ERA) with seven walks and 30 strikeouts in 13 appearances...Was named by the organization as Rome's Pitcher of the Month for July (1 ER/14.0 IP, 1 BB, 13 K)...**Amateur:** Was a three-time All-American at St. Edward's University in Austin, TX.

Year	Club	W-L	ERA	G	GS	CG	SHO	SV	IP	H	R	ER	HR	HB	BB	SO	WP	BK
2018	Danville	0-2	3.68	13	11	0	0	0	29.1	28	14	12	1	1	5	31	2	1
2019	Rome	4-6	2.14	30	0	0	0	2	67.1	52	24	16	3	1	23	65	4	1
<b>Minor Totals</b>		<b>4-8</b>	<b>2.61</b>	<b>43</b>	<b>11</b>	<b>0</b>	<b>0</b>	<b>2</b>	<b>96.2</b>	<b>80</b>	<b>38</b>	<b>28</b>	<b>4</b>	<b>2</b>	<b>28</b>	<b>96</b>	<b>6</b>	<b>2</b>

**LEBAN, GREG** RIGHT-HANDED PITCHER

**Bats:** R **Throws:** R **Height:** 6-3 **Weight:** 235  
**Born:** 5/30/96 in Boston, MA **Resides:** Bellevue, WA  
**School:** Austin Peay State University (TN)  
**Obtained:** Selected by the Braves in the 31st round of the 2019 First-Year Player Draft

**2019 Review:** In his first professional campaign, went 2-0 with a 3.63 ERA (9 ER/22.1 IP), 14 walks and 29 strikeouts in 13 relief appearances.

Year	Club	W-L	ERA	G	GS	CG	SHO	SV	IP	H	R	ER	HR	HB	BB	SO	WP	BK
2019	Danville	1-0	2.04	10	0	0	0	0	17.2	13	4	4	1	1	10	20	0	0
	GCL Braves	1-0	9.64	3	0	0	0	0	4.2	5	5	5	0	0	4	9	1	0
<b>Minor Totals</b>		<b>2-0</b>	<b>3.63</b>	<b>13</b>	<b>0</b>	<b>0</b>	<b>0</b>	<b>0</b>	<b>22.1</b>	<b>18</b>	<b>9</b>	<b>9</b>	<b>1</b>	<b>1</b>	<b>14</b>	<b>29</b>	<b>1</b>	<b>0</b>

**LINARES, RAMÓN** LEFT-HANDED PITCHER

**Bats:** L **Throws:** L **Height:** 6-0 **Weight:** 160  
**Born:** 8/31/01 in Peravia, DR **Resides:** Peravia, DR  
**Obtained:** Signed by the Braves as a non-drafted free agent on March 5, 2019

Year	Club	W-L	ERA	G	GS	CG	SHO	SV	IP	H	R	ER	HR	HB	BB	SO	WP	BK
2019	DSL Braves	1-0	2.76	10	0	0	0	0	16.1	7	5	5	0	1	9	17	1	0

**LUGBAUER, DREW** CATCHER

**Bats:** L **Throws:** R **Height:** 6-4 **Weight:** 230  
**Born:** 8/23/96 in Pleasant Valley, NY **Resides:** Pleasant Valley, NY  
**School:** University of Michigan  
**Obtained:** Selected by the Braves in the 11th round of the 2017 First-Year Player Draft  
**Signed By:** Rick Sellers

**2019 Review:** Played 127 games for High-A Florida...Led the club and finished fourth in the Florida State League in home runs (16)...Also had a team-best 26 doubles...Along with his one triple, totaled 43 extra-base hits, the third most in the FSL...**2018:** Played the full season with Single-A Rome and batted .232 (95-for-409) with 34 extra-base hits and 46 RBI...Ranked in the Top 10 among Atlanta prospects in home runs (T7th, 12) and walks (8th, 43)...**2017:** Split his first professional season between Rookie Advanced Danville and Single-A Rome, and combined to bat .261/.352/.514 with 13 home runs and 46 RBI in 60 games...Finished second among all Atlanta farmhands (min. 200 at-bats) in slugging percentage (.514) and OPS (.865), and ranked in the Top 10 in on-base percentage (7th, .352), home runs (8th, 13) and RBI (T10th, 46).

Year	Club	AVG	G	AB	R	H	2B	3B	HR	RBI	SH	SF	HP	BB	SO	SB-CS	OBP	SLG	E
2017	Danville	.243	29	103	23	25	4	0	10	27	0	0	1	19	30	0-0	.366	.573	3
	Rome	.277	31	119	13	33	11	1	3	19	0	0	3	8	38	0-0	.338	.462	3
2018	Rome	.232	114	409	48	95	22	0	12	46	0	1	8	43	153	3-1	.317	.374	3
2019	Florida	.194	127	454	39	88	26	1	16	51	0	2	1	36	169	0-0	.254	.361	12
<b>Minor Totals</b>		<b>.222</b>	<b>301</b>	<b>1085</b>	<b>123</b>	<b>241</b>	<b>63</b>	<b>2</b>	<b>41</b>	<b>143</b>	<b>0</b>	<b>3</b>	<b>13</b>	<b>106</b>	<b>390</b>	<b>3-1</b>	<b>.298</b>	<b>.397</b>	<b>21</b>

**MATZEK, TYLER LEFT-HANDED PITCHER**

**Bats:** L **Throws:** L **Height:** 6-3 **Weight:** 210  
**Born:** 10/19/90 in Laguna Beach, CA **Resides:** Laguna Niguel, CA  
**School:** Capistrano Valley (CA) HS  
**Obtained:** Signed by the Braves as a minor-league free agent on August 15, 2019  
**Signed By:** Jon Lukens (Rockies)

**2019 Review:** After signing a minor-league contract with the Diamondbacks in January, pitched in three games for Double-A Jackson and then signed with the Braves...Appeared with Double-A Mississippi and Triple-A Gwinnett with Atlanta...Across his three stops, combined to post a 7.20 ERA (12 ER/15.0 IP) with 10 walks and 21 strikeouts in nine relief appearances...**2018:** Spent the season with the Texas AirHogs in the independent American Association...Allowed only two home runs in 88.2 innings...**2016:** Split the year between Colorado's Single-A Modesto and Double-A Hartford and went 0-4 with a 6.75 ERA (20 ER/26.2 IP), 33 walks, 33 strikeouts in 33 games...**2015:** Began the season on Colorado's major league roster...Started the Rockies home opener against the Cubs...Made four more starts for Colorado before getting optioned to Triple-A Albuquerque...Spent the rest of the season in the minors, combining to go 0-2 with an 11.20 ERA (17 ER/13.2 IP), 25 walks and 19 strikeouts in 13 appearances, one start, between Single-A Boise and Albuquerque...While with Albuquerque, missed nearly two months of the season with a right ankle contusion...**2014:** Made 20 appearances, 19 starts, for Colorado...His major league debut came against Atlanta at Coors Field on June 11...He earned the win after allowing two runs in 7.0 innings...Also had his first major league hit in that game...Spent the rest of the season with the Rockies, and pitched a shutout on September 5 vs. the Padres, becoming the fourth rookie in franchise history to toss a shutout...Began the season with Triple-A Colorado Springs and made 12 starts for the Sky Sox prior to his first major league promotion...**2013:** Made 26 starts, all with Double-A Tulsa...Was a Texas League Mid-Season All-Star...Made 10 appearances in the Arizona Fall League and was named a "Rising Star"...**2012:** Spent the year with Single-A Modesto and was named a California League Mid-Season All-Star...**2011:** Split the campaign between Single-A Asheville and Modesto, going 5-7 with a 6.22 ERA (67 ER/97.0 IP), 96 walks and 111 strikeouts in 22 starts...Tabbed by the South Atlantic League as the Pitcher of the Week for the period of 8/22-28...**Amateur:** Selected by Colorado with the 11th overall pick of the 2009 First-Year Player Draft out of Capistrano Valley (CA) High School.

Year	Club	W-L	ERA	G	GS	CG	SV	IP	H	R	ER	HR	HB	BB	SO	WP	BK	
2010	Asheville	5-1	2.92	18	18	0	0	89.1	62	31	29	6	4	62	88	7	3	
2011	Modesto	0-3	9.82	10	10	0	0	33.0	34	37	36	5	2	46	37	5	0	
	Asheville	5-4	4.36	12	12	0	0	64.0	45	35	31	3	2	50	74	14	0	
2012	Modesto	6-8	4.62	28	28	0	0	142.1	134	85	73	7	5	95	153	9	0	
2013	Tulsa	8-9	3.79	26	26	0	0	142.1	147	67	60	13	5	76	95	5	2	
2014	Colorado	6-11	4.05	20	19	1	1	117.2	120	53	53	9	3	44	91	3	0	
	Colo. Springs	5-4	4.05	12	12	0	0	66.2	70	40	30	8	0	31	61	3	0	
2015	Colorado	2-1	4.09	5	5	0	0	22.0	21	10	10	2	3	19	15	2	0	
	Albuquerque	0-1	8.74	10	1	0	0	11.1	5	12	11	1	1	17	15	3	0	
2016	Boise	0-1	23.14	3	0	0	0	2.1	2	6	6	0	1	8	4	1	0	
	Modesto	0-3	4.71	25	0	0	0	21.0	17	12	11	1	4	19	28	4	0	
2018	Hartford	0-1	14.29	8	0	0	0	5.2	8	9	9	0	1	14	5	1	0	
	Texas (IND)	3-8	5.89	22	14	0	0	88.2	89	61	58	2	10	66	93	6	0	
2019	Jackson	0-0	6.75	3	0	0	0	2.2	2	2	2	0	0	5	3	1	0	
	Mississippi	0-0	0.00	1	0	0	0	2.1	0	0	0	0	0	5	0	0	0	
	Gwinnett	0-0	9.00	5	0	0	0	10.0	10	11	10	1	1	5	13	1	0	
<b>Minor Totals</b>		<b>29-35</b>	<b>4.67</b>	<b>161</b>	<b>107</b>	<b>0</b>	<b>0</b>	<b>593.0</b>	<b>536</b>	<b>347</b>	<b>308</b>	<b>45</b>	<b>26</b>	<b>428</b>	<b>581</b>	<b>54</b>	<b>5</b>	
<b>Major Totals</b>		<b>8-12</b>	<b>4.06</b>	<b>25</b>	<b>24</b>	<b>1</b>	<b>1</b>	<b>0</b>	<b>139.2</b>	<b>141</b>	<b>63</b>	<b>63</b>	<b>11</b>	<b>6</b>	<b>63</b>	<b>106</b>	<b>5</b>	<b>0</b>

\*minor league totals do not include Independent League statistics

FRONT OFFICE  
 MANAGER & STAFF  
 PLAYER BIOS  
 SEASON IN REVIEW  
 PLAYER DEVELOPMENT  
 BRAVES HISTORY  
 OPPONENTS  
 MISCELLANEOUS

**McLAUGHLIN, SEAN** RIGHT-HANDED PITCHER

**Bats:** L      **Throws:** R      **Height:** 6-0      **Weight:** 200  
**Born:** 5/16/94 in Boston, MA      **Resides:** Johns Creek, GA  
**School:** University of Georgia  
**Obtained:** Selected by the Braves in the 19th round of the 2015 First-Year Player Draft

**2019 Review:** Spent the entire year with High-A Florida and made 35 relief appearances, tied for the most on the team...Finished 25 games and had four saves, totals that were both second on the club... Allowed only one run in seven July appearances (7.1 IP, 1 BB, 7K)...**2018:** Combined to go 1-7 with a 6.14 ERA (40 ER/58.2 IP) in 40 games between High-A Florida and Double-A Mississippi...Logged a pair of saves...**2017:** Appeared in 35 games with High-A Florida, and went 4-4 with a 3.97 ERA (29 ER/65.2 IP) and 58 strikeouts...Logged a 2-1 record and a 2.01 ERA (7 ER/31.1 IP) in 16 games at home, but pitched to a 2-3 mark and a 5.77 ERA (22 ER/34.1 IP) over 19 games on the road...**2016:** Played his first full season with Single-A Carolina and went 4-6 with a 3.08 ERA (21 ER/61.1 IP) and seven saves over 41 appearances.

Year	Club	W-L	ERA	G	GS	CG	SHO	SV	IP	H	R	ER	HR	HB	BB	SO	WP	BK
2015	Danville	0-1	4.43	11	0	0	0	3	22.1	24	11	11	1	2	8	24	2	0
	Rome	0-0	1.02	9	1	0	0	2	17.2	15	4	2	0	0	5	20	1	1
2016	Carolina	4-6	3.08	41	0	0	0	7	61.1	57	31	21	3	3	23	41	1	0
2017	Florida	4-4	3.97	35	0	0	0	3	65.2	66	30	29	2	2	22	58	5	2
2018	Florida	1-5	5.53	29	0	0	0	2	40.2	50	32	25	1	6	17	22	8	0
	Mississippi	0-2	7.50	11	0	0	0	0	18.0	27	16	15	3	1	5	9	1	0
2019	Florida	3-5	2.96	35	0	0	0	4	54.2	61	29	18	3	2	20	49	7	1
<b>Minor Totals</b>		<b>12-23</b>	<b>3.88</b>	<b>171</b>	<b>1</b>	<b>0</b>	<b>0</b>	<b>21</b>	<b>280.1</b>	<b>300</b>	<b>153</b>	<b>121</b>	<b>13</b>	<b>16</b>	<b>100</b>	<b>223</b>	<b>25</b>	<b>4</b>

**MEDINA, YERÁNGEL** INFILDER

**Bats:** R      **Throws:** R      **Height:** 6-4      **Weight:** 205  
**Born:** 3/15/00 in Santo Domingo Centro, DR      **Resides:** Santo Domingo Centro, DR  
**Obtained:** Signed by the Braves as a non-drafted free agent on July 11, 2017  
**Signed By:** Jonathan Cruz

Year	Club	AVG	G	AB	R	H	2B	3B	HR	RBI	SH	SF	HP	BB	SO	SB-CS	OBP	SLG	E
2018	DSL Braves	.216	46	134	8	29	7	0	0	6	0	0	4	12	47	2-0	.300	.269	13
2019	DSL Braves	.231	31	104	10	24	8	0	2	13	0	1	3	7	26	2-2	.296	.365	4
<b>Minor Totals</b>		<b>.223</b>	<b>77</b>	<b>238</b>	<b>18</b>	<b>53</b>	<b>15</b>	<b>0</b>	<b>2</b>	<b>19</b>	<b>0</b>	<b>1</b>	<b>7</b>	<b>19</b>	<b>73</b>	<b>4-2</b>	<b>.298</b>	<b>.311</b>	<b>17</b>

**MEJÍA, DILMER** LEFT-HANDED PITCHER

**Bats:** L      **Throws:** L      **Height:** 5-10      **Weight:** 187  
**Born:** 7/9/97 in El Sauce, Nicaragua      **Resides:** El Sauce, Nicaragua  
**Obtained:** Signed by the Braves as a non-drafted free agent on July 9, 2013  
**Signed By:** Marvin Throneberry

**2019 Review:** Pitched a single-season career most 118.1 innings in 27 games, 14 starts, with Single-A Rome...Named the R-Braves Pitcher of the Year...He led qualified Atlanta farmhands with a 1.12 WHIP, while his 2.66 ERA and .241 batting average against both ranked second...Also tabbed by the organization as Rome's Pitcher of the Month for June after going 1-0 with a 2.08 ERA (5 ER/21.2 IP) in five games, two starts...**2018:** Combined to go 5-7 with a 3.99 ERA (40 ER/90.1 IP) in 19 games (17 starts) between Single-A Rome and High-A Florida and Rookie Advanced Danville...Was named Danville's Pitcher of the Year after going 5-4 with a 2.87 ERA (22 ER/69.0 IP) in 13 starts for the D-Braves...Was also selected as the Appalachian League Pitcher of the Year and a Post-Season All-Star after ranking among league leaders in games started (1st, 13), innings pitched (2nd, 69.0 IP), ERA (2nd, 2.87), batting average against (2nd, .249), wins (3rd, 5) and WHIP (4th, 1.29)...**2017:** Won four games with Rookie Advanced Danville, going 4-3 with a 3.91 ERA (22 ER/50.2 IP) in 13 games (nine starts)...Ranked fourth among Braves prospects (min. 30.0 IP) with a 5.20 strikeout-to-walk ratio...**2014:** Garnered DSL Braves Pitcher of the Year honors...Led all Braves starting farmhands in ERA (2.07), average against (.207) and WHIP (0.95).

Year	Club	W-L	ERA	G	GS	CG	SHO	SV	IP	H	R	ER	HR	HB	BB	SO	WP	BK
2014	DSL Braves	4-1	1.68	11	11	0	0	0	59.0	40	18	11	0	1	11	52	8	0
	GCL Braves	1-0	3.60	3	3	0	0	0	15.0	15	6	6	2	0	4	8	1	0
2015	GCL Braves	0-3	5.82	7	2	0	0	0	21.2	24	15	14	2	2	4	19	3	0
2016	GCL Braves	3-1	3.06	11	5	0	0	0	35.1	39	18	12	0	5	10	29	2	1
2017	Danville	4-3	3.91	13	9	0	0	1	50.2	46	31	22	1	3	10	52	2	1
2018	Rome	0-1	7.27	3	1	0	0	1	8.2	13	8	7	1	0	3	10	0	0
	Florida	0-2	7.82	3	3	0	0	0	12.2	20	11	11	2	0	6	8	4	0
2019	Danville	5-4	2.87	13	13	0	0	0	69.0	65	29	22	4	3	24	53	7	0
	Rome	8-5	2.66	27	14	0	0	1	118.1	108	44	35	8	3	24	96	6	1
<b>Minor Totals</b>		<b>25-20</b>	<b>3.23</b>	<b>91</b>	<b>61</b>	<b>0</b>	<b>0</b>	<b>3</b>	<b>390.1</b>	<b>370</b>	<b>180</b>	<b>140</b>	<b>20</b>	<b>17</b>	<b>96</b>	<b>327</b>	<b>33</b>	<b>3</b>

**MEZQUITA, BRANDOL** *OUTFIELDER*

**Bats:** R      **Throws:** R      **Height:** 6-0      **Weight:** 170  
**Born:** 7/14/01 in Imbert, DR      **Resides:** Imbert, DR  
**Obtained:** Signed by the Braves as a non-drafted free agent on May 9, 2018  
**Signed By:** Jonathan Cruz

**2019 Review:** Played in 34 games for the GCL Braves...Was named by the organization as the club's Player of the Month for June after hitting .385 (5-for-13) with five RBI and two runs scored in four games.

Year	Club	AVG	G	AB	R	H	2B	3B	HR	RBI	SH	SF	HP	BB	SO	SB-CS	OBP	SLG	E
2018	DSL Braves	.212	52	156	23	33	6	0	4	27	0	1	9	24	52	6-4	.347	.327	4
2019	GCL Braves	.246	34	118	14	29	1	0	1	12	3	0	2	17	40	6-2	.350	.280	0
<b>Minor Totals</b>		<b>.226</b>	<b>86</b>	<b>274</b>	<b>37</b>	<b>62</b>	<b>7</b>	<b>0</b>	<b>5</b>	<b>39</b>	<b>3</b>	<b>1</b>	<b>11</b>	<b>41</b>	<b>92</b>	<b>12-6</b>	<b>.349</b>	<b>.307</b>	<b>4</b>

**MICHEL, SHEAN** *OUTFIELDER*

**Bats:** R      **Throws:** R      **Height:** 5-11      **Weight:** 170  
**Born:** 9/26/97 in Willemstad, Curacao      **Resides:** Willemstad, Curacao  
**Obtained:** Signed by the Braves as a non-drafted free agent on August 19, 2014  
**Signed By:** Dargello Lodowica

**2019 Review:** Played in a single-season career best 79 games between High-A Florida and Double-A Mississippi, hitting .209 (47-for-225) with 11 extra-base hits (6 2B, 5 3B) and seven RBI...**2018:** Combined to bat .250 (50-for-200) in 60 games between High-A Florida and Single-A Rome...Hit his first professional home run on 6/10 vs. Jupiter...**2017:** Appeared in 40 games between rookie-level GCL and Danville, combining to bat .312/.365/.403...Among Braves farmhands with at least 150 at-bats, his .312 batting average was third highest in the system...**2016:** Played in 65 games between the DSL and GCL Braves, batting .272/.336/.339 (65-for-239) with 11 extra-base hits, 27 RBI and 38 runs scored...Garnered DSL Braves Player of the Year honors from the organization.

Year	Club	AVG	G	AB	R	H	2B	3B	HR	RBI	SH	SF	HP	BB	SO	SB-CS	OBP	SLG	E
2015	DSL Braves	.272	54	213	33	58	6	5	0	35	2	3	2	15	44	9-7	.322	.347	2
2016	DSL Braves	.316	39	152	26	48	5	5	0	19	0	4	3	15	17	9-4	.379	.414	3
	GCL Braves	.195	26	87	12	17	1	0	0	8	2	0	0	7	18	3-1	.255	.207	1
2017	GCL Braves	.227	5	22	3	5	1	0	0	2	0	0	0	2	3	2-0	.292	.273	0
	Danville	.326	35	132	23	43	9	2	0	11	2	0	0	11	30	7-4	.378	.424	2
2018	Florida	.232	28	99	10	23	3	0	1	11	3	0	0	6	26	2-2	.276	.293	0
	Rome	.267	32	101	10	27	6	0	0	5	1	2	0	12	32	1-4	.339	.327	2
2019	Mississippi	.100	6	10	0	1	0	1	0	0	0	0	0	2	7	0-0	.250	.300	0
	Florida	.214	73	215	25	46	6	4	0	7	2	1	0	28	63	10-2	.303	.279	4
<b>Minor Totals</b>		<b>.260</b>	<b>298</b>	<b>1031</b>	<b>142</b>	<b>268</b>	<b>37</b>	<b>17</b>	<b>1</b>	<b>98</b>	<b>12</b>	<b>10</b>	<b>5</b>	<b>98</b>	<b>240</b>	<b>43-24</b>	<b>.324</b>	<b>.332</b>	<b>14</b>

**MILLIGAN, CODY** *INFIELDER*

**Bats:** L      **Throws:** R      **Height:** 5-11      **Weight:** 175  
**Born:** 12/23/98 in Denver, CO      **Resides:** Binger, OK  
**School:** Cowley County CC (KS)  
**Obtained:** Selected by the Braves in the ninth round (277th overall) of the 2019 First-Year Player Draft  
**Signed By:** Jon French

**2019 Review:** Played in a team-high 59 games for Rookie Advanced Danville, recording a club-best 54 hits...Finished among Appalachian League leaders in walks (1st, 44), stolen bases (5th, 12) and on-base percentage (6th, .384)...**Amateur:** With Cowley County Community College in 2019, hit .453 and recorded a school record nine triples...Was also successful on all 30 stolen base attempts.

Year	Club	AVG	G	AB	R	H	2B	3B	HR	RBI	SH	SF	HP	BB	SO	SB-CS	OBP	SLG	E
2019	Danville	.252	59	214	37	54	7	0	1	12	0	2	3	44	54	12-6	.384	.299	11

**MONTILLA, JOSÉ** *RIGHT-HANDED PITCHER*

**Bats:** R      **Throws:** R      **Height:** 6-1      **Weight:** 170  
**Born:** 6/4/98 in Neyba, DR      **Resides:** Neyba, DR  
**Obtained:** Signed by the Braves as a non-drafted free agent on January 10, 2017  
**Signed By:** Jonathan Cruz

**2019 Review:** Made 31 relief appearances for Single-A Rome...Finished second on the team in appearances and saves (4)...Tabbed by the Appalachian League as a Mid-Season All-Star after posting a 3.16 ERA (13 ER/37.0 IP) with seven walks and 30 strikeouts in 16 games prior to the break...**2018:** Named Danville's Pitcher of the Month for June (1-0, 1.38 ERA, 2 ER/13.0 IP)...Selected as the Appalachian League Pitcher of the Week for the period of 6/25-7/1 (1-0, 7.0 IP, 5 H, 0 R, 1 BB, 3 K).

MINOR LEAGUE PLAYERS

Year	Club	W-L	ERA	G	GS	CG	SHO	SV	IP	H	R	ER	HR	HB	BB	SO	WP	BK
2017	DSL Braves	0-4	3.07	14	10	0	0	0	44.0	44	19	15	2	4	11	20	2	1
	GCL Braves	0-1	3.24	2	2	0	0	0	8.1	9	4	3	0	1	2	6	0	0
2018	Danville	1-4	4.37	13	13	1	0	0	70.0	83	35	34	4	4	19	53	6	0
2019	Rome	3-9	3.03	31	0	0	0	4	74.1	77	37	25	6	2	15	63	6	2
<b>Minor Totals</b>		<b>4-18</b>	<b>3.52</b>	<b>60</b>	<b>25</b>	<b>1</b>	<b>0</b>	<b>4</b>	<b>196.2</b>	<b>213</b>	<b>95</b>	<b>77</b>	<b>12</b>	<b>11</b>	<b>47</b>	<b>142</b>	<b>14</b>	<b>3</b>

**MORA, LUIS** RIGHT-HANDED PITCHER

**Bats:** R **Throws:** R **Height:** 6-4 **Weight:** 160  
**Born:** 6/17/95 in San Pedro De Macoris, DR **Resides:** Consuelo, DR  
**Obtained:** Signed by the Braves as a non-drafted free agent on January 31, 2014

**2019 Review:** Pitched in 30 games for Single-A Rome...Led the team with five holds...Held opponents to a .192 average (29-for-151)...**2018:** Opened the season on Single-A Rome's disabled list while recovering from Tommy John surgery...Made six rehabilitation appearances with Rookie Advanced Danville and went 1-1 with a 16.50 ERA (11 ER/6.0 IP)...**2017:** Appeared in just two games with Rome before being placed on the seven-day disabled list (right elbow strain) on 5/16 and missing the remainder of the season... Underwent Tommy John surgery on 5/19, performed by Dr. Tim Griffith in Atlanta...**2016:** Spent the season with Rookie Advanced Danville and pitched to a 1-6 record with a 7.42 ERA (25 ER/30.1 IP) over 10 games (seven starts).

Year	Club	W-L	ERA	G	GS	CG	SHO	SV	IP	H	R	ER	HR	HB	BB	SO	WP	BK
2014	DSL Braves	0-5	10.18	19	9	0	0	0	38.0	41	49	43	2	12	42	34	9	1
2015	DSL Braves	0-3	3.80	18	14	0	0	0	45.0	32	25	19	1	10	21	42	10	0
2016	Danville	1-6	7.42	10	7	0	0	0	30.1	31	28	25	4	6	18	35	4	0
2017	Rome	1-0	3.86	2	0	0	0	0	4.2	6	3	2	0	0	2	0	1	0
2018	Danville	1-1	16.50	6	0	0	0	0	6.0	11	11	11	0	3	7	7	2	0
2019	Rome	2-0	3.53	30	0	0	0	3	43.1	29	22	17	3	1	37	62	13	4
<b>Minor Totals</b>		<b>5-15</b>	<b>6.29</b>	<b>85</b>	<b>30</b>	<b>0</b>	<b>0</b>	<b>3</b>	<b>167.1</b>	<b>150</b>	<b>138</b>	<b>117</b>	<b>10</b>	<b>32</b>	<b>127</b>	<b>180</b>	<b>39</b>	<b>5</b>

**MORALES, JUAN** INFIELDER

**Bats:** R **Throws:** R **Height:** 6-2 **Weight:** 165  
**Born:** 11/17/98 in Caracas, Venezuela **Resides:** Los Teques, Venezuela  
**Obtained:** Signed by the Braves as a non-drafted free agent on July 6, 2015  
**Signed By:** Rolando Petit

**2019 Review:** Combined to appear in 31 games between Rookie Advanced Danville, Single-A Rome and High-A Florida, hitting .173 (17-for-98) with two doubles, eight RBI and five runs scored.

Year	Club	AVG	G	AB	R	H	2B	3B	HR	RBI	SH	SF	HP	BB	SO	SB-CS	OBP	SLG	E
2016	DSL Braves	.148	36	128	12	19	4	2	0	13	4	2	6	13	32	1-2	.255	.211	11
2017	DSL Braves	.250	2	4	1	1	0	0	0	0	0	0	1	0	0	0-0	.400	.250	1
2018	GCL Braves	.202	38	129	15	26	4	0	0	8	4	2	6	9	45	0-1	.281	.233	8
2019	Rome	.208	7	24	1	5	1	0	0	3	0	1	0	0	8	0-0	.200	.250	1
	Danville	.138	18	58	3	8	1	0	0	3	1	0	0	5	15	1-0	.206	.155	8
	Florida	.250	6	16	1	4	0	0	0	2	0	0	0	6	0	0-0	.250	.250	0
<b>Minor Totals</b>		<b>.175</b>	<b>107</b>	<b>359</b>	<b>33</b>	<b>63</b>	<b>10</b>	<b>2</b>	<b>0</b>	<b>29</b>	<b>9</b>	<b>5</b>	<b>13</b>	<b>27</b>	<b>106</b>	<b>2-3</b>	<b>.255</b>	<b>.214</b>	<b>29</b>

**MORENO, CESARI** RIGHT-HANDED PITCHER

**Bats:** R **Throws:** R **Height:** 6-4 **Weight:** 214  
**Born:** 12/21/01 in Nagua, DR **Resides:** Nagua, DR  
**Obtained:** Signed by the Braves as a non-drafted free agent on July 6, 2018  
**Signed By:** Carlos Sequera

Year	Club	W-L	ERA	G	GS	CG	SHO	SV	IP	H	R	ER	HR	HB	BB	SO	WP	BK
2019	DSL Braves	2-3	6.08	15	5	0	0	0	26.2	24	22	18	1	8	19	17	9	2

**MORENO, JOSÉ** LEFT-HANDED PITCHER

**Bats:** L **Throws:** L **Height:** 5-10 **Weight:** 155  
**Born:** 9/27/00 in Bejuma, Venezuela **Resides:** Valencia, Venezuela  
**Obtained:** Signed by the Braves as a non-drafted free agent on February 15, 2019

Year	Club	W-L	ERA	G	GS	CG	SHO	SV	IP	H	R	ER	HR	HB	BB	SO	WP	BK
2019	DSL Braves	0-0	11.57	2	0	0	0	0	2.1	1	3	3	0	0	5	3	2	1

FRONT OFFICE  
 MANAGER & STAFF  
 PLAYER BIOS  
 SEASON IN REVIEW  
 PLAYER DEVELOPMENT  
 BRAVES HISTORY  
 OPPONENTS  
 MISCELLANEOUS



**MORENO, LUIS** INFIELDER

**Bats:** R      **Throws:** R      **Height:** 5-11      **Weight:** 160  
**Born:** 12/09/02 in Caracas, Venezuela      **Resides:** Caracas, Venezuela  
**Obtained:** Signed by the Braves as a non-drafted free agent on July 2, 2019

Year	Club	AVG	G	AB	R	H	2B	3B	HR	RBI	SH	SF	HP	BB	SO	SB-CS	OBP	SLG	E
2020 Will Be First Professional Season																			

**MORENO, YOANSY** OUTFIELDER

**Bats:** R      **Throws:** R      **Height:** 6-2      **Weight:** 190  
**Born:** 11/29/02 in Villa Mella, DR      **Resides:** Santo Domingo, DR  
**Obtained:** Signed by the Braves as a non-drafted free agent on July 17, 2019

Year	Club	AVG	G	AB	R	H	2B	3B	HR	RBI	SH	SF	HP	BB	SO	SB-CS	OBP	SLG	E
2020 Will Be First Professional Season																			

**MORITZ, ANDREW** OUTFIELDER

**Bats:** L      **Throws:** R      **Height:** 5-11      **Weight:** 180  
**Born:** 12/22/96 in St. Louis, MO      **Resides:** Charlotte, NC  
**School:** University of North Carolina Greensboro  
**Obtained:** Selected by the Braves in the sixth round (172nd overall) of the 2018 First-Year Player Draft  
**Signed By:** Billy Best

**2019 Review:** Played in 96 games between Single-A Rome and High-A Florida, slashing .257/.294/.289 (95-for-370) with 10 doubles, 23 RBI and 38 runs scored...Hit .289 (28-for-97) in 24 games in July to garner Player of the Month honors for the Fire Frogs...**Amateur:** Played collegiately at UNC Greensboro...Is the second highest drafted position player in school history...Holds the school's all-time record in batting average (.406) and triples (23)...Also compiled the longest hitting (23) and on-base (47) streaks in program history...Won the conference's batting title in each of his three years on campus...Named the Southern Conference Player of the Year in 2018...Hit .428 that year, a single-season school record.

Year	Club	AVG	G	AB	R	H	2B	3B	HR	RBI	SH	SF	HP	BB	SO	SB-CS	OBP	SLG	E
2018	Danville	.280	31	125	23	35	7	1	1	16	2	2	1	14	24	4-0	.352	.376	1
2019	Rome	.231	52	199	20	46	5	1	0	13	3	3	3	9	33	10-2	.271	.266	1
	Florida	.287	44	171	18	49	5	0	0	10	1	0	0	9	27	5-3	.322	.316	0
<b>Minor Totals</b>		<b>.263</b>	<b>127</b>	<b>495</b>	<b>61</b>	<b>130</b>	<b>17</b>	<b>2</b>	<b>1</b>	<b>39</b>	<b>6</b>	<b>5</b>	<b>4</b>	<b>32</b>	<b>84</b>	<b>19-5</b>	<b>.310</b>	<b>.311</b>	<b>2</b>

**MORTON, KADON** OUTFIELDER

**Bats:** R      **Throws:** R      **Height:** 6-3      **Weight:** 190  
**Born:** 11/19/00 in Fort Smith, AR      **Resides:** Arlington, TX  
**School:** Seguin (TX) HS  
**Obtained:** Selected by the Braves in the 19th round of the 2019 First-Year Player Draft  
**Signed By:** Raymond Corbett

Year	Club	AVG	G	AB	R	H	2B	3B	HR	RBI	SH	SF	HP	BB	SO	SB-CS	OBP	SLG	E
2019	GCL Braves	.152	32	99	14	15	5	2	1	9	0	0	2	12	45	1-2	.257	.273	0

**MUNOZ, RODDERY** RIGHT-HANDED PITCHER

**Bats:** R      **Throws:** R      **Height:** 6-3      **Weight:** 190  
**Born:** 4/14/00 in Santo Domingo Centro, DR      **Resides:** Bonoa, DR  
**Obtained:** Signed by the Braves as a non-drafted free agent on June 11, 2018  
**Signed By:** Jonathan Cruz

**2019 Review:** Spent the entire year with the DSL Braves and led the team in games started (14), innings pitched (62.0) and strikeouts (67)...Selected by the organization as the DSL Braves Pitcher of the Year... Limited opponents to a .213 batting average, the lowest among qualified minor leaguers in Atlanta's system...Was also named the DSL Braves' Pitcher of the Month for June (0-1, 3.00 ERA, 7 ER/21.0 IP, 21 K).

Year	Club	W-L	ERA	G	GS	CG	SHO	SV	IP	H	R	ER	HR	HB	BB	SO	WP	BK
2018	DSL Braves	1-2	6.88	10	0	0	0	1	17.0	22	15	13	0	2	14	17	5	0
2019	DSL Braves	0-5	3.77	14	14	0	0	0	62.0	48	39	26	2	7	29	67	9	2
<b>Minor Totals</b>		<b>1-7</b>	<b>4.44</b>	<b>24</b>	<b>14</b>	<b>0</b>	<b>0</b>	<b>1</b>	<b>79.0</b>	<b>70</b>	<b>54</b>	<b>39</b>	<b>2</b>	<b>9</b>	<b>43</b>	<b>84</b>	<b>14</b>	<b>2</b>

**MUÑOZ, ROLDDY** RIGHT-HANDED PITCHER

**Bats:** R **Throws:** R **Height:** 6-2 **Weight:** 183  
**Born:** 4/14/00 in Santo Domingo, DR **Resides:** Santo Domingo, DR  
**Obtained:** Signed by the Braves as a non-drafted free agent on June 14, 2019

Year	Club	W-L	ERA	G	GS	CG	SHO	SV	IP	H	R	ER	HR	HB	BB	SO	WP	BK
2019	DSL Braves	0-1	6.23	8	0	0	0	0	8.2	8	6	6	0	2	7	9	5	0

**NESLONY, TYLER** OUTFIELDER

**Bats:** L **Throws:** R **Height:** 6-0 **Weight:** 210  
**Born:** 2/13/94 in Corpus Christi, TX **Resides:** Corpus Christi, TX  
**School:** Texas Tech University  
**Obtained:** Selected by the Braves in the ninth round (259th overall) of the 2016 First-Year Player Draft  
**Signed By:** Nate Dion

**2019 Review:** Played 58 games with Double-A Mississippi...Had a team-best .369 on-base percentage (min. 100 at-bats)...Was placed on the injured list on three separate occasions, 4/4-5/1 (left thumb dislocation), 5/17-28 (left oblique strain) and 7/18-end of the season (left thumb strain)...**2018:** Played the full season at Double-A Mississippi and batted .244 over 125 games...Set career highs in hits (110), doubles (24) and RBI (48)...Ranked 10th among Atlanta farmhands in both RBI (48) and stolen bases (tied, 9)...Was named a Southern League Mid-Season All-Star...**2017:** Appeared in 103 games between High-A Florida and Double-A Mississippi, combining to bat .263/.342/.363 with 43 runs and 35 RBI...Ranked in the Top 10 among all Atlanta farmhands in doubles (T4th, 21) and on-base percentage (9th, .342)...Named a Florida State League Mid-Season All-Star after batting .319 (51-for-160) in 45 games to open the season...**2016:** Split his first professional season between Rookie Advanced Danville and Single-A Rome, combining to bat .280 (46-for-164) with 23 runs, 12 extra-base hits and 15 RBI in 46 games between the two clubs...**Amateur:** In his four-year college career at Texas Tech, recorded 55 doubles, the fifth most in school history.

Year	Club	AVG	G	AB	R	H	2B	3B	HR	RBI	SH	SF	HP	BB	SO	SB-CS	OBP	SLG	E
2016	Danville	.500	5	16	5	8	3	0	1	3	0	1	3	1	3	0-1	.571	.875	1
	Rome	.257	41	148	18	38	6	1	1	12	0	3	3	10	29	1-2	.311	.331	1
2017	Florida	.309	60	217	31	67	17	0	4	21	0	0	2	22	43	0-4	.378	.442	12
	Mississippi	.194	43	144	12	28	4	0	1	14	1	2	2	18	27	0-1	.289	.243	1
2018	Mississippi	.244	125	451	49	110	24	2	4	48	0	4	1	35	108	9-5	.297	.333	2
2019	Mississippi	.292	58	192	32	56	9	4	5	24	0	1	3	21	43	4-2	.369	.458	0
<b>Minor Totals</b>		<b>.263</b>	<b>332</b>	<b>1168</b>	<b>147</b>	<b>307</b>	<b>63</b>	<b>7</b>	<b>16</b>	<b>122</b>	<b>1</b>	<b>11</b>	<b>14</b>	<b>107</b>	<b>253</b>	<b>14-15</b>	<b>.329</b>	<b>.370</b>	<b>17</b>

**NIEVES, YORFRAN** INFIELDER

**Bats:** R **Throws:** R **Height:** 6-0 **Weight:** 145  
**Born:** 2/26/03 in Villa de Cura, Venezuela **Resides:** Villa de Cura, Venezuela  
**Obtained:** Signed by the Braves as a non-drafted free agent on July 2, 2019

Year	Club	AVG	G	AB	R	H	2B	3B	HR	RBI	SH	SF	HP	BB	SO	SB-CS	OBP	SLG	E
2020 Will Be First Professional Season																			

**NOGUERA, GABRIEL** LEFT-HANDED PITCHER

**Bats:** L **Throws:** L **Height:** 6-2 **Weight:** 175  
**Born:** 5/31/96 in Guarenas, Venezuela **Resides:** Guarenas, Venezuela  
**Obtained:** Signed by the Braves as a non-drafted free agent on May 31, 2016  
**Signed By:** Rolando Petit

**2017 Review:** Split the season between the DSL and GCL Braves, going 2-2 with a 1.58 ERA (9 ER/51.1 IP), 25 walks and 48 strikeouts in 14 games, nine starts.

Year	Club	W-L	ERA	G	GS	CG	SHO	SV	IP	H	R	ER	HR	HB	BB	SO	WP	BK	
2017	DSL Braves	1-2	0.87	9	6	0	0	0	31.0	19	8	3	1	3	14	31	3	1	
	GCL Braves	1-0	2.66	5	3	0	0	0	20.1	14	7	6	1	2	11	17	4	1	
2018	Restricted - Did Not Pitch																		
2019	Rome	4-5	3.59	24	16	0	0	2	95.1	99	59	38	8	7	44	82	10	4	
<b>Minor Totals</b>		<b>6-7</b>	<b>2.88</b>	<b>38</b>	<b>25</b>	<b>0</b>	<b>0</b>	<b>2</b>	<b>146.2</b>	<b>132</b>	<b>74</b>	<b>47</b>	<b>10</b>	<b>12</b>	<b>69</b>	<b>130</b>	<b>17</b>	<b>6</b>	

**OLAGUE, JOSÉ** RIGHT-HANDED PITCHER

**Bats:** R **Throws:** R **Height:** 6-0 **Weight:** 207  
**Born:** 12/13/98 in Monterrey, Mexico **Resides:** Monterrey, Mexico  
**Obtained:** Signed by the Braves as a non-drafted free agent on July 3, 2017

FRONT OFFICE  
MANAGER & STAFF  
PLAYER BIOS  
SEASON IN REVIEW  
PLAYER DEVELOPMENT  
BRAVES HISTORY  
OPPONENTS  
MISCELLANEOUS

**2019 Review:** Spent the year with Single-A Rome...Led the club in innings pitched (132.0) and wins (10, tied)...Was one of four Atlanta farmhands to pick up double-digit victories...Tabbed the South Atlantic League Pitcher of the Week for the period of 5/13-19 (8.0 IP, 0 R, 2 H, 1 BB, 3 K)...Named by the organization as Rome's Pitcher of the Month for May after going 4-1 with a 2.54 ERA (11 ER/39.0 IP) in six starts.

Year	Club	W-L	ERA	G	GS	CG	SHO	SV	IP	H	R	ER	HR	HB	BB	SO	WP	BK
2017	DSL Braves	0-0	0.00	3	1	0	0	0	7.0	6	1	0	0	2	0	8	0	0
2018	DSL Braves	3-4	2.43	14	14	0	0	0	66.2	75	30	18	1	1	11	57	7	0
2019	Rome	10-6	4.02	23	23	1	0	0	132.0	147	64	59	8	10	20	68	9	2
<b>Minor Totals</b>		<b>13-10</b>	<b>3.37</b>	<b>40</b>	<b>38</b>	<b>1</b>	<b>0</b>	<b>0</b>	<b>205.2</b>	<b>228</b>	<b>95</b>	<b>77</b>	<b>9</b>	<b>13</b>	<b>31</b>	<b>133</b>	<b>16</b>	<b>2</b>

### **OWENBY, HAGEN** CATCHER

**Bats:** R      **Throws:** R      **Height:** 6-1      **Weight:** 217  
**Born:** 7/21/95 in Knoxville, TN      **Resides:** Powell, TN  
**School:** East Tennessee State University  
**Obtained:** Selected by the Braves in the 12th round of the 2017 First-Year Player Draft

**2019 Review:** Hit .302/.366/.388 (42-for-139) with one home run and 10 RBI in 37 games between Single-A Rome and High-A Florida...Was on the injured list from 6/20-8/5 with a right calf injury...**2018:** Batted .281 (45-for-160) in 46 games between Rookie Advanced Danville and Single-A Rome...**Amateur:** Was named to the Johnny Bench Award watch list as the nation's top catcher in each of his final two years at ETSU...Won the TD AmeriTrade College Home Run Derby in 2016...Hit 46 home runs over three rounds.

Year	Club	AVG	G	AB	R	H	2B	3B	HR	RBI	SH	SF	HP	BB	SO	SB-CS	OBP	SLG	E
2017	Danville	.237	39	139	11	33	5	1	3	22	0	3	5	11	32	0-1	.310	.353	5
2018	Danville	.500	1	2	1	1	0	0	0	0	0	0	2	0	0-0	.750	.500	0	
	Rome	.278	45	158	10	44	6	0	1	12	0	2	2	7	24	0-0	.314	.335	5
2019	Rome	.288	33	125	8	36	3	2	1	8	0	0	1	12	42	1-0	.355	.368	4
	Florida	.429	4	14	1	6	2	0	0	2	0	0	1	5	0-0	.467	.571	0	
<b>Minor Totals</b>		<b>.274</b>	<b>122</b>	<b>438</b>	<b>31</b>	<b>120</b>	<b>16</b>	<b>3</b>	<b>5</b>	<b>44</b>	<b>0</b>	<b>5</b>	<b>8</b>	<b>33</b>	<b>103</b>	<b>1-1</b>	<b>.333</b>	<b>.358</b>	<b>14</b>

### **OWENS, TYLER** RIGHT-HANDED PITCHER

**Bats:** R      **Throws:** R      **Height:** 5-10      **Weight:** 185  
**Born:** 1/9/01 in Ocala, FL      **Resides:** Ocala, FL  
**School:** Trinity Catholic (FL) HS  
**Obtained:** Selected by the Braves in the 13th round of the 2019 First-Year Player Draft

**2019 Review:** Combined to go 0-3 with a 4.28 ERA (13 ER/27.1 IP), 12 walks and 32 strikeouts in 10 games, nine starts, between the GCL Braves and Rookie Advanced Danville...Ended the year ranked as Atlanta's No. 22 prospect by MLB.com.

Year	Club	W-L	ERA	G	GS	CG	SHO	SV	IP	H	R	ER	HR	HB	BB	SO	WP	BK
2019	Danville	0-2	4.63	8	8	0	0	0	23.1	17	13	12	2	3	11	28	1	0
	GCL Braves	0-1	2.25	2	1	0	0	0	4.0	1	1	1	0	0	1	4	0	0
<b>Minor Totals</b>		<b>0-3</b>	<b>4.28</b>	<b>10</b>	<b>9</b>	<b>0</b>	<b>0</b>	<b>0</b>	<b>27.1</b>	<b>18</b>	<b>14</b>	<b>13</b>	<b>2</b>	<b>3</b>	<b>12</b>	<b>32</b>	<b>1</b>	<b>0</b>

### **PAIVA, CARLOS** OUTFIELDER

**Bats:** R      **Throws:** R      **Height:** 6-3      **Weight:** 185  
**Born:** 3/20/02 in Barlovento, Venezuela      **Resides:** Rio Chico, Venezuela  
**Obtained:** Signed by the Braves as a non-drafted free agent on July 6, 2018  
**Signed By:** Chris Roque

Year	Club	AVG	G	AB	R	H	2B	3B	HR	RBI	SH	SF	HP	BB	SO	SB-CS	OBP	SLG	E
2019	DSL Braves	.167	16	42	2	7	1	0	0	4	0	0	0	5	16	3-2	.255	.190	0

### **PALMA, JOSÉ** OUTFIELDER

**Bats:** L      **Throws:** L      **Height:** 6-0      **Weight:** 170  
**Born:** 6/9/99 in Maturin, Venezuela      **Resides:** Maturin, Venezuela  
**Obtained:** Signed by the Braves as a non-drafted free agent on February 10, 2017  
**Signed By:** Jonathan Cruz

Year	Club	AVG	G	AB	R	H	2B	3B	HR	RBI	SH	SF	HP	BB	SO	SB-CS	OBP	SLG	E
2017	DSL Braves	.246	40	65	9	16	1	1	0	4	2	0	0	9	12	5-2	.338	.292	3
2018	DSL Braves	.213	46	127	16	27	1	1	0	10	1	1	1	30	24	15-9	.365	.236	1
2019	Danville	.261	45	134	16	35	7	1	0	6	4	0	1	15	27	5-2	.340	.328	3
<b>Minor Totals</b>		<b>.239</b>	<b>131</b>	<b>326</b>	<b>41</b>	<b>78</b>	<b>9</b>	<b>3</b>	<b>0</b>	<b>20</b>	<b>7</b>	<b>1</b>	<b>2</b>	<b>54</b>	<b>63</b>	<b>25-13</b>	<b>.350</b>	<b>.285</b>	<b>7</b>

**PAQLINI, STEPHEN** OUTFIELDER

**Bats:** L **Throws:** L **Height:** 6-2 **Weight:** 195  
**Born:** 11/23/00 in Fairfield, CT **Resides:** Boynton Beach, FL  
**School:** St Joséph's (CT) HS  
**Obtained:** Selected by the Braves in the fifth round (157th overall) of the 2019 First-Year Player Draft  
**Signed By:** Theodore Lekas Jr.

Year	Club	AVG	G	AB	R	H	2B	3B	HR	RBI	SH	SF	HP	BB	SO	SB-CS	OBP	SLG	E
2019	GCL Braves	.192	35	120	15	23	6	0	0	8	0	1	0	22	37	2-1	.315	.242	2

**PARAGUATE, CARLOS** INFILDER

**Bats:** R **Throws:** R **Height:** 5-10 **Weight:** 170  
**Born:** 2/2/01 in Maracay, Venezuela **Resides:** Maracay, Venezuela  
**Obtained:** Signed by the Braves as a non-drafted free agent on July 7, 2017  
**Signed By:** David Godoy

Year	Club	AVG	G	AB	R	H	2B	3B	HR	RBI	SH	SF	HP	BB	SO	SB-CS	OBP	SLG	E
2018	DSL Braves	.226	62	208	27	47	7	2	0	25	0	2	6	30	56	20-10	.337	.279	28
2019	Rome	.166	73	241	17	40	11	0	0	18	2	4	2	13	91	4-3	.212	.212	14
<b>Minor Totals</b>		<b>.194</b>	<b>135</b>	<b>449</b>	<b>44</b>	<b>87</b>	<b>18</b>	<b>2</b>	<b>0</b>	<b>43</b>	<b>2</b>	<b>6</b>	<b>8</b>	<b>43</b>	<b>147</b>	<b>24-13</b>	<b>.273</b>	<b>.243</b>	<b>42</b>

**PARKER, BRANDON** OUTFIELDER

**Bats:** R **Throws:** R **Height:** 6-1 **Weight:** 205  
**Born:** 5/27/99 in Hattiesburg, MS **Resides:** Saucier, MS  
**School:** Mississippi Gulf Coast CC  
**Obtained:** Selected by the Braves in the 10th round (307th overall) of the 2019 First-Year Player Draft  
**Signed By:** Raymond Laval

**Amateur:** Was a two-time All-American at Mississippi Gulf Coast Community College...In 2018, hit a single-season school record 24 home runs and led the country with 81 RBI...He batted .424 that year.

Year	Club	AVG	G	AB	R	H	2B	3B	HR	RBI	SH	SF	HP	BB	SO	SB-CS	OBP	SLG	E
2019	Danville	.210	48	176	27	37	5	1	4	22	0	5	8	15	66	4-2	.294	.318	0

**PEÑA, GIANFRANCO** CATCHER

**Bats:** R **Throws:** R **Height:** 6-2 **Weight:** 180  
**Born:** 1/24/00 in Puerto Cabello, Venezuela **Resides:** Puerto Cabello, Venezuela  
**Obtained:** Signed by the Braves as a non-drafted free agent on March 15, 2019

Year	Club	AVG	G	AB	R	H	2B	3B	HR	RBI	SH	SF	HP	BB	SO	SB-CS	OBP	SLG	E
2019	DSL Braves	.250	43	128	16	32	4	0	2	22	1	4	11	10	30	1-0	.346	.328	2

**PEÑA, KELVIN** CATCHER

**Bats:** R **Throws:** R **Height:** 5-11 **Weight:** 210  
**Born:** 7/4/00 in Bonaó, DR **Resides:** Bonaó, DR  
**Obtained:** Signed by the Braves as a non-drafted free agent on June 14, 2018

**2019 Review:** Spent the year with the DSL Braves and led the club in games played (66), total bases (85), doubles (15), home runs (6) and RBI (40)...Selected as DSL's Player of the Month for July...Hit .274/.345/.537 (26-for-95) in 25 games...Hit all six of his home runs and drove in 26 of his 40 runs that month.

Year	Club	AVG	G	AB	R	H	2B	3B	HR	RBI	SH	SF	HP	BB	SO	SB-CS	OBP	SLG	E
2018	DSL Braves	.196	16	56	3	11	2	0	0	5	0	0	1	0	22	0-1	.211	.232	7
2019	DSL Braves	.220	66	236	28	52	15	0	6	40	0	5	4	28	66	1-2	.308	.360	12
<b>Minor Totals</b>		<b>.216</b>	<b>82</b>	<b>292</b>	<b>31</b>	<b>63</b>	<b>17</b>	<b>0</b>	<b>6</b>	<b>45</b>	<b>0</b>	<b>5</b>	<b>5</b>	<b>28</b>	<b>88</b>	<b>1-3</b>	<b>.291</b>	<b>.336</b>	<b>19</b>

**PEÑA, MIGUEL** RIGHT-HANDED PITCHER

**Bats:** L **Throws:** R **Height:** 6-1 **Weight:** 190  
**Born:** 11/26/98 in Santiago de los Caballeros, DR **Resides:** Santiago de los Caballeros, DR  
**Obtained:** Signed by the Braves as a non-drafted free agent on February 7, 2017

Year	Club	W-L	ERA	G	GS	CG	SHO	SV	IP	H	R	ER	HR	HB	BB	SO	WP	BK
2017	DSL Braves	2-1	3.96	15	0	0	0	1	25.0	27	19	11	0	4	7	13	2	0
2018	GCL Braves	0-2	5.32	14	0	0	0	1	23.2	33	20	14	3	5	7	14	9	1
2019	GCL Braves	0-1	1.88	9	0	0	0	1	14.1	16	8	3	1	0	5	14	2	0
<b>Minor Totals</b>		<b>2-4</b>	<b>4.00</b>	<b>38</b>	<b>0</b>	<b>0</b>	<b>0</b>	<b>3</b>	<b>63.0</b>	<b>76</b>	<b>47</b>	<b>28</b>	<b>4</b>	<b>9</b>	<b>19</b>	<b>41</b>	<b>13</b>	<b>1</b>

**PÉREZ, JORDANO** RIGHT-HANDED PITCHER

**Bats:** R **Throws:** R **Height:** 6-0 **Weight:** 162  
**Born:** 9/2/00 in Azua, DR **Resides:** Azua, DR  
**Obtained:** Signed by the Braves as a non-drafted free agent on July 6, 2018

Year	Club	W-L	ERA	G	GS	CG	SHO	SV	IP	H	R	ER	HR	HB	BB	SO	WP	BK
2019	DSL Braves	1-0	2.67	16	0	0	0	3	33.2	24	15	10	0	7	13	29	4	0

**PHILIP, BEAU** INFILDER

**Bats:** R **Throws:** R **Height:** 6-0 **Weight:** 195  
**Born:** 10/23/98 in Sacramento, CA **Resides:** Citrus Heights, CA  
**School:** Oregon State University  
**Obtained:** Selected by the Braves in the second round (60th overall) of the 2019 First-Year Player Draft  
**Signed By:** Cody Martin

**2019 Review:** Spent his first professional season playing in 55 games for Rookie Advanced Danville... Tabbed by MLB.com as Braves' No. 27 prospect...**Amateur:** In his only season at Oregon State University, named to the watch list for College Baseball Foundation's Brooks Wallace Award, honoring the top collegiate shortstop.

Year	Club	AVG	G	AB	R	H	2B	3B	HR	RBI	SH	SF	HP	BB	SO	SB-CS	OBP	SLG	E
2019	Danville	.193	55	207	27	40	6	0	4	20	0	1	5	26	51	5-5	.297	.280	9

**POLANCO, EFRÁIN** RIGHT-HANDED PITCHER

**Bats:** R **Throws:** R **Height:** 5-10 **Weight:** 165  
**Born:** 2/23/03 in Valencia, Venezuela **Resides:** Valencia, Venezuela  
**Obtained:** Signed by the Braves as a non-drafted free agent on July 11, 2019

Year	Club	W-L	ERA	G	GS	CG	SHO	SV	IP	H	R	ER	HR	HB	BB	SO	WP	BK
2020 Will Be First Professional Season																		

**POLANCO, WALNER** RIGHT-HANDED PITCHER

**Bats:** R **Throws:** R **Height:** 6-7 **Weight:** 200  
**Born:** 12/24/96 in Yamasa, DR **Resides:** Santo Domingo, DR  
**Obtained:** Signed by the Braves as a non-drafted free agent on September 9, 2016

**2019 Review:** Made 11 appearances, six starts, between the GCL Braves and Rookie Advanced Danville, going 1-2 with a 4.61 ERA (14 ER/27.1 IP), 15 walks and 17 strikeouts.

Year	Club	W-L	ERA	G	GS	CG	SHO	SV	IP	H	R	ER	HR	HB	BB	SO	WP	BK
2017	DSL Braves	2-3	3.63	22	0	0	0	1	34.2	17	16	14	0	4	27	36	11	1
2018	GCL Braves	1-3	4.80	16	0	0	0	3	30.0	33	20	16	2	5	8	24	2	0
2019	Danville	0-1	8.22	3	3	0	0	0	7.2	7	7	7	3	2	7	3	3	0
	GCL Braves	1-1	3.20	8	3	0	0	0	19.2	20	11	7	0	1	8	14	3	0
<b>Minor Totals</b>		<b>4-8</b>	<b>4.30</b>	<b>49</b>	<b>6</b>	<b>0</b>	<b>0</b>	<b>4</b>	<b>92.0</b>	<b>77</b>	<b>54</b>	<b>44</b>	<b>5</b>	<b>12</b>	<b>50</b>	<b>77</b>	<b>19</b>	<b>1</b>

**QUINTERO, GERALDO** INFILDER

**Bats:** S **Throws:** R **Height:** 5-8 **Weight:** 155  
**Born:** 10/10/01 in Puerto Cabello, Venezuela **Resides:** Naguanagua, Venezuela  
**Obtained:** Signed by the Braves as a non-drafted free agent on February 15, 2019

**2019 Review:** Played in 58 games with the DSL Braves...Had a team-most three triples and 21 stolen bases...Tabbed the club's Player of the Month for August...Slashed .324/.418/.529 (22-for-68) in 19 games that month.

Year	Club	AVG	G	AB	R	H	2B	3B	HR	RBI	SH	SF	HP	BB	SO	SB-CS	OBP	SLG	E
2019	DSL Braves	.264	58	197	35	52	10	3	2	22	2	1	7	30	28	21-8	.379	.376	4

**RAMOS, JEFREY** OUTFILDER

**Bats:** R **Throws:** R **Height:** 6-2 **Weight:** 218  
**Born:** 2/10/99 in Bonao, DR **Resides:** Bonao, DR  
**Obtained:** Signed by the Braves as a non-drafted free agent on July 2, 2016

**2019 Review:** Played in a single-season career best 128 games, all with High-A Florida...Led the team in RBI (56)...Finished the campaign tabbed by MLB.com as Atlanta's No. 28 prospect...**2018:** Ranked in the Top 10 among Atlanta farmhands in home runs (T4th, 16), RBI (4th, 69) and slugging percentage (9th,

.424)...**2017:** Named by the organization as the GCL Braves Player of the Year after batting .325 (38-for-177) and leading the team in home runs (6) and RBI (30).

Year	Club	AVG	G	AB	R	H	2B	3B	HR	RBI	SH	SF	HP	BB	SO	SB-CS	OBP	SLG	E
2016	DSL Braves	.230	33	126	19	29	8	1	1	12	0	2	1	9	27	3-2	.283	.333	3
2017	GCL Braves	.325	30	117	22	38	7	1	6	30	0	3	3	8	27	1-0	.374	.556	0
	Danville	.278	20	72	7	20	6	0	1	8	0	2	1	3	15	0-0	.308	.403	3
2018	Rome	.245	122	469	57	115	24	6	16	69	0	3	4	27	89	2-0	.290	.424	7
2019	Florida	.241	128	460	49	111	16	4	9	56	0	4	4	30	99	1-1	.291	.352	1
<b>Minor Totals</b>		<b>.252</b>	<b>333</b>	<b>1244</b>	<b>154</b>	<b>313</b>	<b>61</b>	<b>12</b>	<b>33</b>	<b>175</b>	<b>0</b>	<b>14</b>	<b>13</b>	<b>77</b>	<b>257</b>	<b>7-3</b>	<b>.299</b>	<b>.400</b>	<b>14</b>

**RANGEL, ALAN** RIGHT-HANDED PITCHER

**Bats:** R **Throws:** R **Height:** 6-2 **Weight:** 170  
**Born:** 8/21/97 in Hermosillo, Mexico **Resides:** Hermosillo, Mexico  
**Obtained:** Signed by the Braves as a non-drafted free agent on July 2, 2014  
**Signed By:** Manuel Samaniego

**2019 Review:** Played his third consecutive season with Single-A Rome...Posted single-season career bests totals with 24 games started, 10 wins, 131.2 innings and 121 strikeouts...The 10 victories were tied for the most on the team, which tied for second among Braves minor leaguers...Also led the club in starts and strikeouts...His first four appearances of the season came in relief...Went 0-1 with a 4.50 ERA (4 ER/8.0 IP), two walks and 10 strikeouts in those outings...**2018:** Spent his second full season with Single-A Rome and went 5-7 with a 4.09 ERA (57 ER/125.1 IP) over 25 games (22 starts)...Ranked in the Top 10 among Atlanta farmhands in innings (8th, 125.1 IP), strikeouts (9th, 105) and strikeout-to-walk ratio (10th, 3.39)... Was named as Rome's Pitcher of the Month for August after going 2-1 with a 2.12 ERA (8 ER/34.0 IP) over six games.

Year	Club	W-L	ERA	G	GS	CG	SHO	SV	IP	H	R	ER	HR	HB	BB	SO	WP	BK
2015	GCL Braves	0-2	6.31	14	1	0	0	0	25.2	31	22	18	3	0	9	23	1	1
2016	GCL Braves	3-1	3.28	12	9	0	0	0	46.2	42	17	17	2	4	10	47	4	1
2017	Rome	2-6	4.71	15	13	0	0	0	70.2	82	38	37	5	3	14	48	8	0
2018	Rome	5-7	4.09	25	22	0	0	0	125.1	121	62	57	12	10	31	105	6	1
2019	Rome	10-7	4.51	28	24	1	0	0	131.2	142	77	66	10	5	47	121	9	2
<b>Minor Totals</b>		<b>20-23</b>	<b>4.39</b>	<b>94</b>	<b>69</b>	<b>1</b>	<b>0</b>	<b>0</b>	<b>400.0</b>	<b>418</b>	<b>216</b>	<b>195</b>	<b>32</b>	<b>22</b>	<b>111</b>	<b>344</b>	<b>28</b>	<b>5</b>

**REYES, CHARLES** OUTFIELDER

**Bats:** R **Throws:** R **Height:** 6-1 **Weight:** 165  
**Born:** 9/9/99 in Santo Domingo Centro, DR **Resides:** Pimentel, DR  
**Obtained:** Signed by the Braves as a non-drafted free agent on September 22, 2016  
**Signed By:** Jonathan Cruz

Year	Club	AVG	G	AB	R	H	2B	3B	HR	RBI	SH	SF	HP	BB	SO	SB-CS	OBP	SLG	E
2017	DSL Braves	.216	61	222	19	48	7	2	0	29	0	4	3	20	66	6-2	.285	.266	4
2018	GCL Braves	.252	34	115	10	29	4	1	1	11	2	1	1	3	29	0-1	.275	.330	2
2019	Danville	.235	35	102	12	24	2	0	2	20	0	0	0	11	34	6-3	.310	.314	2
<b>Minor Totals</b>		<b>.230</b>	<b>130</b>	<b>439</b>	<b>41</b>	<b>101</b>	<b>13</b>	<b>3</b>	<b>3</b>	<b>60</b>	<b>2</b>	<b>5</b>	<b>4</b>	<b>34</b>	<b>129</b>	<b>12-6</b>	<b>.288</b>	<b>.294</b>	<b>8</b>

**REYES, JOEL** OUTFIELDER

**Bats:** R **Throws:** R **Height:** 6-0 **Weight:** 200  
**Born:** 10/3/99 in Santo Domingo Centro, DR **Resides:** Santo Domingo, DR  
**Obtained:** Signed by the Braves as a non-drafted free agent on July 2, 2017  
**Signed By:** Jonathan Cruz

Year	Club	AVG	G	AB	R	H	2B	3B	HR	RBI	SH	SF	HP	BB	SO	SB-CS	OBP	SLG	E
2017	DSL Braves	.169	21	65	8	11	5	0	0	3	0	0	2	5	16	0-2	.250	.246	3
2018	GCL Braves	.117	31	94	12	11	5	0	1	5	1	2	0	7	36	2-0	.175	.202	0
2019	GCL Braves	.241	30	83	13	20	5	0	0	8	1	0	0	8	18	5-1	.308	.301	0
<b>Minor Totals</b>		<b>.174</b>	<b>82</b>	<b>242</b>	<b>33</b>	<b>42</b>	<b>15</b>	<b>0</b>	<b>1</b>	<b>16</b>	<b>2</b>	<b>2</b>	<b>2</b>	<b>20</b>	<b>70</b>	<b>7-3</b>	<b>.241</b>	<b>.248</b>	<b>3</b>

**RIJO, ORELVIS** LEFT-HANDED PITCHER

**Bats:** L **Throws:** L **Height:** 6-2 **Weight:** 175  
**Born:** 10/25/00 in La Romana, DR **Resides:** La Romana, DR  
**Obtained:** Signed by the Braves as a non-drafted free agent on March 5, 2019

Year	Club	W-L	ERA	G	GS	CG	SHO	SV	IP	H	R	ER	HR	HB	BB	SO	WP	BK
2019	DSL Braves	1-1	3.57	13	0	0	0	0	17.2	19	12	7	1	1	10	18	5	0

FRONT OFFICE  
 MANAGER & STAFF  
 PLAYER BIOS  
 SEASON IN REVIEW  
 PLAYER DEVELOPMENT  
 BRAVES HISTORY  
 OPPONENTS  
 MISCELLANEOUS

**R.I.J.O., WENDELL** INFILDER

**Bats:** R **Throws:** R **Height:** 5-11 **Weight:** 175  
**Born:** 9/4/95 in La Romana, DR **Resides:** La Romana, DR  
**Obtained:** Selected by the Braves from the New York Yankees in the minor-league phase of the 2019 Rule 5 Draft on December 12, 2019

**2019 Review:** Played across three levels of the Yankees' system, combining to hit .258/.325/.438 (90-for-349) with a single-season career most 13 home runs and 44 RBI in 103 games between Single-A Tampa, Double-A Trenton and Triple-A Scranton/Wilkes-Barre...**2018:** Began the year in Milwaukee's organization, with Double-A Biloxi, before being acquired by New York (AL) on 6/15 as the "player to be named later" in the 5/25 trade that sent C Erik Kratz to the Brewers...With the Yankees, played with Single-A Tampa and Double-A Trenton...Across his three stops, slashed .209/.301/.312 (55-for-263) with four home runs, 27 RBI and 34 runs scored in 84 games...**2017:** Split the season between Single-A Carolina and Double-A Biloxi in the Brewers' system, batting .226/.327/.323 (44-for-195) with three home runs, 22 RBI and 28 runs scored in 77 games...**2016:** Started the campaign in Boston's organization and played for Single-A Salem and Double-A Portland...Traded to Milwaukee along with RHP Aaron Wilkerson in exchange for INF Aaron Hill on 7/7...Finished the season by playing in 50 games for Single-A Brevard County...Between the three affiliates, hit .202/.263/.267 (80-for-397) with two home runs, 30 RBI and 44 runs scored in a career high 112 games...**2015:** Spent the entire year with Single-A Salem and drove in a single-season career best 47 runs...**2014:** Played in 111 games, all with Single-A Greenville...**2013:** In his first professional season, slashed .277/.367/.375 (51-for-184) with 21 RBI and 29 runs scored in 52 games between the GCL Red Sox and Single-A Lowell...**Amateur:** Originally signed by Boston as a non-drafted free agent on 7/6/2012.

Year	Club	AVG	G	AB	R	H	2B	3B	HR	RBI	SH	SF	HP	BB	SO	SB-CS	OBP	SLG	E
2013	GCL Red Sox	.271	49	170	28	46	15	0	0	20	2	3	6	22	29	15-5	.368	.359	5
	Lowell	.357	3	14	1	5	1	1	0	1	0	0	0	0	3	0-1	.357	.571	1
2014	Greenville	.254	111	409	56	104	27	6	9	46	2	2	4	56	103	16-6	.348	.416	21
2015	Salem	.260	108	404	47	105	27	2	6	47	7	4	6	34	94	15-7	.324	.381	11
2016	Portland	.186	51	177	18	33	11	0	1	12	2	1	1	13	46	2-4	.245	.266	9
	Salem	.270	11	37	9	10	2	0	0	3	2	1	0	6	11	2-0	.364	.324	0
	Brevard County	.202	50	183	17	37	7	0	1	15	4	0	1	13	44	6-1	.259	.257	6
2017	Biloxi	.185	41	81	16	15	3	0	0	5	0	0	3	7	22	2-1	.275	.222	0
	Carolina	.254	36	114	12	29	7	0	3	17	2	1	7	13	20	4-2	.363	.395	2
2018	Biloxi	.200	32	80	14	16	2	0	4	14	1	0	0	12	20	1-3	.304	.375	4
	Trenton	.217	49	175	19	38	10	1	0	12	2	0	0	20	29	2-2	.297	.286	5
	Tampa	.125	3	8	1	1	1	0	0	1	0	1	2	1	3	0-0	.333	.250	0
2019	Trenton	.235	51	187	35	44	11	0	6	23	1	0	1	19	46	3-1	.309	.390	5
	Scranton/WB	.270	43	137	18	37	10	0	7	17	0	0	3	8	35	1-0	.324	.496	5
	Tampa	.360	9	25	1	9	3	0	0	4	0	1	0	4	8	0-1	.433	.480	4
<b>Minor Totals</b>		<b>.240</b>	<b>647</b>	<b>2201</b>	<b>292</b>	<b>529</b>	<b>137</b>	<b>10</b>	<b>37</b>	<b>237</b>	<b>25</b>	<b>14</b>	<b>34</b>	<b>228</b>	<b>513</b>	<b>69-34</b>	<b>.319</b>	<b>.362</b>	<b>78</b>

**RILEY, TREY** RIGHT-HANDED PITCHER

**Bats:** R **Throws:** R **Height:** 6-3 **Weight:** 200  
**Born:** 4/21/98 in Maryville, IL **Resides:** Edwardsville, IL  
**School:** John A. Logan College (IL)  
**Obtained:** Selected by the Braves in the fifth round (142nd overall) of the 2018 First-Year Player Draft  
**Signed By:** Kevin Barry

**2019 Review:** Made 17 appearances, 12 starts, for Single-A Rome...Had two separate stints on the injured list, from 6/22-7/19 (left calf strain) and 8/11-9/11 (blister)...Finished the season ranked by MLB.com as the Braves' No. 17 prospect.

Year	Club	W-L	ERA	G	GS	CG	SHO	SV	IP	H	R	ER	HR	HB	BB	SO	WP	BK
2018	Danville	0-0	8.00	6	2	0	0	0	9.0	10	10	8	1	2	10	13	1	0
2019	Rome	2-7	7.67	17	12	0	0	0	58.2	71	53	50	4	6	46	41	6	0
<b>Minor Totals</b>		<b>2-7</b>	<b>7.71</b>	<b>23</b>	<b>14</b>	<b>0</b>	<b>0</b>	<b>0</b>	<b>67.2</b>	<b>81</b>	<b>63</b>	<b>58</b>	<b>5</b>	<b>8</b>	<b>56</b>	<b>54</b>	<b>7</b>	<b>0</b>

**RIVAS, ALBERT** RIGHT-HANDED PITCHER

**Bats:** R **Throws:** R **Height:** 6-0 **Weight:** 155  
**Born:** 2/18/03 in Valera, Venezuela **Resides:** Ocumare del Tuy, Venezuela  
**Obtained:** Signed by the Braves as a non-drafted free agent on July 2, 2019

Year	Club	W-L	ERA	G	GS	CG	SHO	SV	IP	H	R	ER	HR	HB	BB	SO	WP	BK
2020 Will Be First Professional Season																		

**RODGERS, JORDAN** INFIELDER

**Bats:** R      **Throws:** R      **Height:** 6-1      **Weight:** 190  
**Born:** 5/9/95 in Bartlett, TN      **Resides:** Arlington, TN  
**School:** University of Tennessee  
**Obtained:** Selected by the Braves in the sixth round (170th overall) of the 2017 First-Year Player Draft  
**Signed By:** Dustin Evans

**2019 Review:** Spent the year with High-A Florida...Was limited to 67 games, but hit a single-season career best five home runs, matching his home run output from his first two professional seasons... Was twice placed on the injured list, missing time from 4/4-25 and 5/20-6/3 (left oblique strain)...Hit .432/.444/.545 (19-for-44) against left-handers...**2018:** Played the full season with High-A Florida and batted .219/.268/.329 in 84 games...**2017:** Batted .257/.306/.365 in 63 games with Single-A Rome after being selected by Atlanta in the sixth round of the draft...Named South Atlantic League Player of the Week for 7/24-30 after batting .462/.481/.692 in six games...**Amateur:** At the University of Tennessee, was named a First-Team All-SEC selection in 2017...Also won a ABCA/Rawlings Gold Glove that year.

Year	Club	AVG	G	AB	R	H	2B	3B	HR	RBI	SH	SF	HP	BB	SO	SB-CS	OBP	SLG	E
2017	Rome	.257	63	230	21	59	17	1	2	27	1	1	6	11	49	3-4	.306	.365	7
2018	Florida	.219	84	292	27	64	15	4	3	22	1	1	10	10	66	5-0	.268	.329	15
2019	Florida	.204	67	196	18	40	7	0	5	20	1	1	2	6	44	0-2	.234	.316	10
<b>Minor Totals</b>		<b>.227</b>	<b>214</b>	<b>718</b>	<b>66</b>	<b>163</b>	<b>39</b>	<b>5</b>	<b>10</b>	<b>69</b>	<b>3</b>	<b>3</b>	<b>18</b>	<b>27</b>	<b>159</b>	<b>8-6</b>	<b>.272</b>	<b>.337</b>	<b>32</b>

**RODRÍGUEZ, ESTARLIN** RIGHT-HANDED PITCHER

**Bats:** R      **Throws:** R      **Height:** 6-0      **Weight:** 180  
**Born:** 10/24/99 in Puerto Plata, DR      **Resides:** Puerto Plata, DR  
**Obtained:** Signed by the Braves as a non-drafted free agent on July 2, 2017  
**Signed By:** Jonathan Cruz

Year	Club	W-L	ERA	G	GS	CG	SHO	SV	IP	H	R	ER	HR	HB	BB	SO	WP	BK
2017	DSL Braves	1-1	1.86	10	5	0	0	0	19.1	15	6	4	0	0	4	17	2	2
2018	DSL Braves	2-6	3.60	13	11	0	0	0	45.0	40	26	18	2	1	30	23	7	1
2019	GCL Braves	1-2	4.09	8	0	0	0	0	22.0	25	13	10	1	2	11	18	2	0
<b>Minor Totals</b>		<b>4-9</b>	<b>3.34</b>	<b>31</b>	<b>16</b>	<b>0</b>	<b>0</b>	<b>0</b>	<b>86.1</b>	<b>80</b>	<b>45</b>	<b>32</b>	<b>3</b>	<b>3</b>	<b>45</b>	<b>58</b>	<b>11</b>	<b>3</b>

**RODRÍGUEZ, GABRIEL** LEFT-HANDED PITCHER

**Bats:** L      **Throws:** L      **Height:** 6-1      **Weight:** 193  
**Born:** 4/9/99 in Bayamon, Puerto Rico      **Resides:** Toa Alta, Puerto Rico  
**School:** Miami Dade CC South (FL)  
**Obtained:** Selected by the Braves in the 31st round of the 2018 First-Year Player Draft

Year	Club	W-L	ERA	G	GS	CG	SHO	SV	IP	H	R	ER	HR	HB	BB	SO	WP	BK
2018	GCL Braves	0-0	1.64	11	0	0	0	0	11.0	3	4	2	0	2	22	22	6	0
2019									Injured - Did Not Pitch									

**RODRÍGUEZ, RAINIERY** RIGHT-HANDED PITCHER

**Bats:** S      **Throws:** R      **Height:** 6-2      **Weight:** 170  
**Born:** 8/28/00 in La Romana, DR      **Resides:** La Romana, DR  
**Obtained:** Signed by the Braves as a non-drafted free agent on April 27, 2018  
**Signed By:** Jonathan Cruz

**2019 Review:** Made 15 appearances, five starts, with the DSL Braves and had a team most six wins...Also posted the lowest ERA on the club (1.79; min. 10.0 IP)...Was named the DSL Braves Pitcher of the Month for July after not allowing an earned run in 16.0 innings and striking out 14 over five games (one start).

Year	Club	W-L	ERA	G	GS	CG	SHO	SV	IP	H	R	ER	HR	HB	BB	SO	WP	BK
2018	DSL Braves	1-4	3.53	11	7	0	0	0	35.2	35	25	14	1	6	9	22	7	1
2019	DSL Braves	6-1	1.79	15	5	0	0	2	50.1	46	14	10	2	2	15	37	5	0
<b>Minor Totals</b>		<b>7-5</b>	<b>2.51</b>	<b>26</b>	<b>12</b>	<b>0</b>	<b>0</b>	<b>2</b>	<b>86.0</b>	<b>81</b>	<b>39</b>	<b>24</b>	<b>3</b>	<b>8</b>	<b>24</b>	<b>59</b>	<b>12</b>	<b>1</b>

**RODRÍGUEZ, RICARDO** CATCHER

**Bats:** R      **Throws:** R      **Height:** 5-10      **Weight:** 175  
**Born:** 12/20/97 in Porlamar, Venezuela      **Resides:** Pampatar, Venezuela  
**Obtained:** Acquired by the Braves along with RHP Casey Kelly from the San Diego Padres in exchange for C Christian Bethancourt on December 10, 2015



**2019 Review:** Played the entire year with Single-A Rome...Posted single-season career bests in games played (67), runs (28), hits (57), doubles (12), RBI (32) and walks (15).

Year	Club	AVG	G	AB	R	H	2B	3B	HR	RBI	SH	SF	HP	BB	SO	SB-CS	OBP	SLG	E
2015	AZL Padres	.222	2	9	3	2	1	0	0	1	0	0	1	0	2	0-0	.300	.333	2
	DSL Padres	.270	28	100	15	27	5	0	2	14	0	1	3	8	11	1-0	.339	.380	6
2016	GCL Braves	.225	29	80	9	18	4	0	0	7	0	1	2	5	10	0-0	.284	.275	0
2017	GCL Braves	.238	29	105	8	25	6	1	1	12	0	3	1	3	11	0-0	.259	.343	1
2018	Danville	.228	36	136	20	31	6	1	2	16	0	3	7	10	25	0-1	.308	.331	2
2019	Rome	.238	67	240	28	57	12	0	0	32	1	3	5	15	50	1-0	.293	.288	3
<b>Minor Totals</b>		<b>.239</b>	<b>191</b>	<b>670</b>	<b>83</b>	<b>160</b>	<b>34</b>	<b>2</b>	<b>5</b>	<b>82</b>	<b>1</b>	<b>11</b>	<b>19</b>	<b>41</b>	<b>109</b>	<b>2-1</b>	<b>.297</b>	<b>.318</b>	<b>14</b>

**ROJAS, LUIDEMID** INFIELDER

**Bats:** S **Throws:** R **Height:** 5-11 **Weight:** 170  
**Born:** 5/4/99 in Maturin, Venezuela **Resides:** San Félix, Venezuela  
**Obtained:** Signed by the Braves as a non-drafted free agent on July 2, 2016  
**Signed By:** Rolando Petit

Year	Club	AVG	G	AB	R	H	2B	3B	HR	RBI	SH	SF	HP	BB	SO	SB-CS	OBP	SLG	E
2017	DSL Braves	.143	2	7	2	1	0	0	0	1	0	0	0	0	0	0-0	.143	.143	1
2018	GCL Braves	.216	25	74	12	16	1	0	0	4	1	0	0	9	27	1-1	.301	.230	7
2019	GCL Braves	.255	20	55	6	14	4	1	0	3	1	0	2	2	16	0-0	.305	.364	4
<b>Minor Totals</b>		<b>.228</b>	<b>47</b>	<b>136</b>	<b>20</b>	<b>31</b>	<b>5</b>	<b>1</b>	<b>0</b>	<b>8</b>	<b>2</b>	<b>0</b>	<b>2</b>	<b>11</b>	<b>43</b>	<b>1-1</b>	<b>.295</b>	<b>.279</b>	<b>12</b>

**RONEY, BRADLEY** RIGHT-HANDED PITCHER

**Bats:** R **Throws:** R **Height:** 6-1 **Weight:** 203  
**Born:** 9/1/92 in Montgomery, AL **Resides:** Wetumpka, AL  
**School:** University of Southern Mississippi  
**Obtained:** Selected by the Braves in the eighth round (253rd overall) of the 2014 First-Year Player Draft  
**Signed By:** Don Thomas

**2019 Review:** Returned from injury and made 28 relief appearances between High-A Florida and Double-A Mississippi, going 1-0 with a 1.94 ERA (9 ER/41.2 IP), 14 walks, 60 strikeouts and three saves...Had 42 strikeouts in 27.1 innings with the M-Braves, registering a career-best 13.8 strikeouts per 9.0 innings...**2018:** Placed on Mississippi's disabled list on 4/5 (right shoulder impingement syndrome) and missed the entire season...**2017:** Appeared in 18 games between High-A Florida and Mississippi...Limited by two stints on the seven-day disabled list, first from 5/22-6/7 (right biceps inflammation) before another trip from 7/11 through the end of the season (right shoulder impingement syndrome)...**2016:** Split his third professional campaign between Mississippi and Triple-A Gwinnett, combining to go 4-0 with a 3.33 ERA (25 ER/67.2 IP), six saves and 88 strikeouts...Ended the year in the Top 10 among Atlanta farmhands (min. 30.0 IP) in strikeouts per 9.0 innings (5th, 11.7), saves (7th, 6) and hits per 9.0 innings (T9th, 6.8)...**2015:** Pitched at three levels over the course of his first full season, combining to go 3-1 with a 2.98 ERA (16 ER/48.1 IP) and 11 saves in 33 appearances between Rome (A), Danville (Rk. Adv.) and Carolina (A+)...**Amateur:** In three seasons at the University of Southern Mississippi, collected 30 saves, tied for the most in program history... Had 12 saves his junior season, the fifth most in single-season school history.

Year	Club	W-L	ERA	G	GS	CG	SHO	SV	IP	H	R	ER	HR	HB	BB	SO	WP	BK	
2014	Danville	2-3	4.03	18	0	0	0	1	22.1	14	13	10	1	0	20	34	1	0	
2015	Rome	1-0	4.07	16	0	0	0	4	24.1	7	11	11	0	4	23	35	1	1	
	Danville	0-0	0.00	2	0	0	0	1	3.1	0	0	0	0	0	1	7	1	0	
2016	Carolina	2-1	2.18	15	0	0	0	6	20.2	10	7	5	0	2	11	28	4	0	
	Mississippi	1-0	2.82	17	0	0	0	2	22.1	17	8	7	1	4	16	33	4	0	
2017	Gwinnett	3-0	3.57	27	0	0	0	4	45.1	34	18	18	3	2	39	55	3	0	
	Florida	0-2	27.00	3	0	0	0	0	2.0	5	8	6	0	1	4	3	2	0	
2017	Mississippi	4-1	3.75	15	0	0	0	2	24.0	17	12	10	4	0	17	36	4	0	
2018	Injured - Did Not Pitch																		
2019	Mississippi	1-0	2.96	20	0	0	0	3	27.1	20	9	9	2	1	11	42	3	0	
	Florida	0-0	0.00	8	0	0	0	0	14.1	7	0	0	0	1	3	18	0	0	
<b>Minor Totals</b>		<b>14-7</b>	<b>3.32</b>	<b>141</b>	<b>0</b>	<b>0</b>	<b>0</b>	<b>23</b>	<b>206.0</b>	<b>131</b>	<b>86</b>	<b>76</b>	<b>11</b>	<b>15</b>	<b>145</b>	<b>291</b>	<b>23</b>	<b>1</b>	

**RUIZ, RANDY** CATCHER

**Bats:** R **Throws:** R **Height:** 5-10 **Weight:** 163  
**Born:** 12/22/01 in Cambita, DR **Resides:** Cambita, DR  
**Obtained:** Signed by the Braves as a non-drafted free agent on April 17, 2019

Year	Club	AVG	G	AB	R	H	2B	3B	HR	RBI	SH	SF	HP	BB	SO	SB-CS	OBP	SLG	E
2019	DSL Braves	.202	39	89	14	18	6	0	0	9	0	1	6	13	20	4-0	.339	.270	9

**SALAZAR, ALEJANDRO** INFIELDER

**Bats:** R      **Throws:** R      **Height:** 6-0      **Weight:** 170  
**Born:** 10/5/96 in Cabimas, Venezuela      **Resides:** Maracaibo, Venezuela  
**Obtained:** Signed by the Braves as a non-drafted free agent on July 2, 2013

**2019 Review:** Spent the year with Double-A Mississippi...Played in a total of 120 games, the most on the team...**2018:** Batted .285/.315/.337 in 403 at-bats between High-A Florida, Triple-A Gwinnett and Double-A Mississippi...Was named Florida's Player of the Month for May after batting .320 (24-for-75) in 20 games...Named Mississippi's Player of the Month for July (.322, 29-for-90)...Tabbed by MiLB.com as a Braves' organizational All-Star...**2017:** Played the full season with Florida and batted .247 (95-for-385)...**2016:** Split his third professional campaign between Single-A Rome and the GCL Braves, combining to bat .278 (88-for-317) in 89 games between the two clubs...Made a pair of trips to the disabled list, first from 7/17-30 and then from 7/31-8/27, both with left hamstring strains...**2015:** Played his first season with the GCL Braves and paced the club in runs (36), hits (55), triples (tied, 2) and RBI (28).

Year	Club	AVG	G	AB	R	H	2B	3B	HR	RBI	SH	SF	HP	BB	SO	SB-CS	OBP	SLG	E
2014	DSL Braves	.303	66	241	35	73	3	4	1	28	3	3	2	19	41	6-3	.355	.361	19
2015	GCL Braves	.284	51	194	36	55	5	2	2	25	3	1	1	20	32	8-3	.352	.361	15
2016	Rome	.279	87	312	32	87	8	1	0	29	8	3	1	12	62	6-7	.305	.311	14
	GCL Braves	.200	2	5	2	1	0	0	0	0	0	0	2	1	0-0	.429	.200	0	0
2017	Florida	.247	108	385	30	95	16	2	1	29	8	1	1	9	75	5-6	.265	.306	17
2018	Florida	.271	57	210	12	57	5	1	1	17	3	1	0	10	48	2-4	.303	.319	7
	Gwinnett	.286	2	7	2	2	1	0	0	0	0	0	0	0	0	0-0	.286	.429	0
	Mississippi	.301	54	186	26	56	8	1	0	18	8	2	0	9	33	4-3	.330	.355	4
2019	Mississippi	.203	120	408	28	83	10	2	2	19	2	2	4	15	112	10-6	.238	.252	9
<b>Minor Totals</b>		<b>.261</b>	<b>547</b>	<b>1948</b>	<b>203</b>	<b>509</b>	<b>56</b>	<b>13</b>	<b>7</b>	<b>165</b>	<b>35</b>	<b>13</b>	<b>9</b>	<b>96</b>	<b>404</b>	<b>41-32</b>	<b>.297</b>	<b>.314</b>	<b>85</b>

**SALINAS, ROYBER** RIGHT-HANDED PITCHER

**Bats:** R      **Throws:** R      **Height:** 6-3      **Weight:** 205  
**Born:** 4/10/01 in Guarenas, Venezuela      **Resides:** Guarenas, Venezuela  
**Obtained:** Signed by the Braves as a non-drafted free agent on October 9, 2018  
**Signed By:** Carlos Sequera

Year	Club	W-L	ERA	G	GS	CG	SHO	SV	IP	H	R	ER	HR	HB	BB	SO	WP	BK
2019	DSL Braves	2-3	3.82	17	0	0	0	0	33.0	30	19	14	0	3	22	37	17	1

**SAMUELSON, ANDY** LEFT-HANDED PITCHER

**Bats:** L      **Throws:** L      **Height:** 6-4      **Weight:** 190  
**Born:** 5/20/99 in La Porte, IN      **Resides:** La Porte, IN  
**School:** Wabash Valley College (IL)  
**Obtained:** Selected by the Braves in the 12th round of the 2019 First-Year Player Draft  
**Signed By:** Kevin Barry

Year	Club	W-L	ERA	G	GS	CG	SHO	SV	IP	H	R	ER	HR	HB	BB	SO	WP	BK
2019	GCL Braves	1-1	6.39	8	0	0	0	1	12.2	17	12	9	0	4	6	21	7	0

**SÁNCHEZ, ANDRÉS** RIGHT-HANDED PITCHER

**Bats:** R      **Throws:** R      **Height:** 6-2      **Weight:** 185  
**Born:** 8/10/02 in Barcelona, Venezuela      **Resides:** Barcelona, Venezuela  
**Obtained:** Signed by the Braves as a non-drafted free agent on September 26, 2019

Year	Club	W-L	ERA	G	GS	CG	SHO	SV	IP	H	R	ER	HR	HB	BB	SO	WP	BK
2020 Will Be First Professional Season																		

**SÁNCHEZ, FLYER** LEFT-HANDED PITCHER

**Bats:** L      **Throws:** L      **Height:** 6-1      **Weight:** 175  
**Born:** 2/8/97 in San Felipe, Venezuela      **Resides:** San Felipe, Venezuela  
**Obtained:** Signed by the Braves as a non-drafted free agent on July 2, 2014  
**Signed By:** Rolando Petit

**2019 Review:** Made 16 appearances, three starts, all with Rookie Advanced Danville...Won four games, tied for the most on the team...Limited left-handed batters to a .179 average (10-for-56)...**2018:** Went 4-4 with a 4.94 ERA (32 ER/58.1 IP) in 14 games (seven starts) between the GCL Braves and High-A Florida...**2017:** Split the year between the DSL and GCL Braves, combining to go 2-3 with a 2.70 ERA (12 ER/40.0 IP) and 28 strikeouts in 17 games, two starts...**2016:** Named DSL Braves Pitcher of the Year after going 3-1 with a 2.01 ERA (10 ER/44.2 IP) and five saves in 19 games with the club.

Year	Club	W-L	ERA	G	GS	CG	SHO	SV	IP	H	R	ER	HR	HB	BB	SO	WP	BK
2015	DSL Braves	3-0	2.59	23	4	0	0	1	41.2	36	17	12	0	2	10	26	0	0
2016	DSL Braves	3-1	2.01	19	0	0	0	5	44.2	38	15	10	0	2	10	30	2	0
2017	DSL Braves	1-3	2.97	15	2	0	0	1	33.1	35	19	11	0	2	12	26	3	0
	GCL Braves	1-0	1.35	2	0	0	0	0	6.2	5	1	1	0	0	1	2	0	0
2018	GCL Braves	4-3	5.22	10	4	0	0	1	39.2	39	23	23	7	1	15	28	3	0
	Florida	0-1	4.34	4	3	0	0	0	18.2	20	9	9	1	2	6	10	0	0
2019	Danville	4-2	3.09	16	3	0	0	0	43.2	33	17	15	4	3	9	27	5	0
<b>Minor Totals</b>		<b>16-10</b>	<b>3.19</b>	<b>89</b>	<b>16</b>	<b>0</b>	<b>0</b>	<b>8</b>	<b>228.1</b>	<b>206</b>	<b>101</b>	<b>81</b>	<b>12</b>	<b>12</b>	<b>63</b>	<b>149</b>	<b>13</b>	<b>0</b>

### **SANTOS, LISANDRO** LEFT-HANDED PITCHER

**Bats:** L      **Throws:** L      **Height:** 6-1      **Weight:** 170  
**Born:** 7/24/98 in Santiago de los Caballeros, DR      **Resides:** Santiago de los Caballeros, DR  
**Obtained:** Signed by the Braves as a non-drafted free agent on July 2, 2016  
**Signed By:** Jonathan Cruz

**2019 Review:** Went 4-2 with a 2.01 ERA (12 ER/53.2 IP) in a combined 12 appearances, 10 starts, between Rookie Advanced Danville and the DSL Braves...Struck over 55 in 53.2 innings, an average of 9.2 per 9.0 innings...**2018:** Split the campaign between the DSL and GCL Braves...Had a 4.20 ERA (23 ER/49.1 IP) with 49 strikeouts in 15 appearances, eight starts.

Year	Club	W-L	ERA	G	GS	CG	SHO	SV	IP	H	R	ER	HR	HB	BB	SO	WP	BK
2016	DSL Braves	0-1	0.00	4	0	0	0	0	6.2	5	4	0	0	1	2	4	3	0
2017	DSL Braves	2-0	3.00	20	0	0	0	1	30.0	29	18	10	0	5	18	35	4	1
2018	DSL Braves	1-1	2.77	4	1	0	0	0	13.0	9	7	4	0	1	9	12	3	1
	GCL Braves	0-3	4.71	11	7	0	0	0	36.1	38	24	19	0	3	23	37	6	0
2019	Danville	2-1	1.14	5	5	0	0	0	23.2	21	6	3	0	0	17	26	3	0
	DSL Braves	2-1	2.70	7	5	0	0	0	30.0	22	11	9	1	3	12	29	0	0
<b>Minor Totals</b>		<b>7-7</b>	<b>2.90</b>	<b>51</b>	<b>18</b>	<b>0</b>	<b>0</b>	<b>1</b>	<b>139.2</b>	<b>124</b>	<b>70</b>	<b>45</b>	<b>1</b>	<b>13</b>	<b>81</b>	<b>143</b>	<b>19</b>	<b>2</b>

### **SAUNDERS, GARRETT** INFILDER

**Bats:** R      **Throws:** R      **Height:** 6-0      **Weight:** 190  
**Born:** 12/03/96 in Fairfield, IA      **Resides:** Bonaparte, IA  
**School:** Central College (IA)  
**Obtained:** Signed by the Braves as a non-drafted free agent on June 21, 2019  
**Signed By:** Kevin Barry

**2019 Review:** Signed with the Braves as a non-drafted free agent and hit .300 (21-for-70) in 26 games... Also drew 14 walks and posted a .438 on-base percentage, the highest on the team (min. 50 at-bats)... Hit .500 (6-for-12) against left-handers...**Amateur:** Attended Division III Central College in Iowa...Is the school's all-time doubles leader (48) and ranks second in hits (211)...Graduated with a biology degree.

Year	Club	AVG	G	AB	R	H	2B	3B	HR	RBI	SH	SF	HP	BB	SO	SB-CS	OBP	SLG	E
2019	Danville	.300	26	70	11	21	1	1	0	3	2	1	4	14	23	3-2	.438	.343	6

### **SCHWAB, DAVIS** LEFT-HANDED PITCHER

**Bats:** L      **Throws:** L      **Height:** 6-4      **Weight:** 230  
**Born:** 1/27/97 in Overland Park, KS      **Resides:** Springfield, MO  
**School:** Missouri State University  
**Obtained:** Selected by the Braves in the 37th round of the 2019 First-Year Player Draft  
**Signed By:** Jon French

Year	Club	W-L	ERA	G	GS	CG	SHO	SV	IP	H	R	ER	HR	HB	BB	SO	WP	BK
2019	GCL Braves	0-1	3.68	11	1	0	0	0	22.0	26	12	9	1	0	11	20	2	0

### **SCHWARTZ, GARRISON** OUTFILDER

**Bats:** L      **Throws:** L      **Height:** 6-1      **Weight:** 210  
**Born:** 1/22/96 in Chandler, AZ      **Resides:** Phoenix, AZ  
**School:** Grand Canyon University (AZ)  
**Obtained:** Selected by the Braves in the 16th round of the 2017 First-Year Player Draft  
**Signed By:** Ricky Wilson

**2019 Review:** Played in 70 games between High-A Florida and Double-A Mississippi, slashing .195/.283/.260 (39-for-200) with two home runs, 16 RBI and 20 runs scored...Missed over six weeks of the season with a fractured left hand...**2018:** Batted .232 (91-for-393) over 117 games between Single-A Rome and High-A Florida. **2017:** Split his first professional campaign between Rookie Advanced Danville and High-A Florida, batting .267/.383/.495 with 25 runs, 14 extra-base hits and 15 RBI over 34 games...**Amateur:** Played three seasons at Grand Canyon University...Was the Western Athletic Conference Player of the Year in 2017 after batting .303 with a .503 slugging percentage...Was an All-WAC team selection in each of his three years.

Year	Club	AVG	G	AB	R	H	2B	3B	HR	RBI	SH	SF	HP	BB	SO	SB-CS	OBP	SLG	E
2017	Danville	.281	31	96	24	27	9	0	5	15	2	2	1	19	24	1-2	.398	.531	2
	Florida	.111	3	9	1	1	0	0	0	0	0	0	0	1	5	1-0	.200	.111	0
2018	Rome	.203	20	64	8	13	3	0	0	4	0	0	2	9	22	1-1	.320	.250	0
	Florida	.237	97	329	28	78	19	2	4	31	0	3	6	36	90	7-4	.321	.343	2
2019	Mississippi	.105	15	38	5	4	0	0	0	0	0	0	1	7	15	1-0	.261	.105	0
	Florida	.216	55	162	15	35	7	0	2	16	2	1	1	16	51	0-2	.289	.296	0
<b>Minor Totals</b>		<b>.226</b>	<b>221</b>	<b>698</b>	<b>81</b>	<b>158</b>	<b>38</b>	<b>2</b>	<b>11</b>	<b>66</b>	<b>4</b>	<b>6</b>	<b>11</b>	<b>88</b>	<b>207</b>	<b>11-9</b>	<b>.320</b>	<b>.334</b>	<b>4</b>

### SEGAL, ALEX LEFT-HANDED PITCHER

**Bats:** L      **Throws:** L      **Height:** 6-4      **Weight:** 200  
**Born:** 3/18/98 in Scottsdale, AZ      **Resides:** Scottsdale, AZ  
**School:** Wichita State University (KS)  
**Obtained:** Selected by the Braves in the 22nd round of the 2019 First-Year Player Draft  
**Signed By:** Jon French

**2019 Review:** Spent his first professional season with Rookie Advanced Danville...Made a team-high 17 appearances, 16 of which were in relief...Also had a team-most four holds.

Year	Club	W-L	ERA	G	GS	CG	SHO	SV	IP	H	R	ER	HR	HB	BB	SO	WP	BK
2019	Danville	1-1	4.13	17	1	0	0	1	28.1	30	14	13	1	0	15	35	3	0

### SEIPEL, ZACH RIGHT-HANDED PITCHER

**Bats:** R      **Throws:** R      **Height:** 6-3      **Weight:** 205  
**Born:** 10/17/96 in St. Paul, MN      **Resides:** Eagan, MN  
**School:** University of Minnesota Crookston  
**Obtained:** Selected by the Braves in the 27th round of the 2018 First-Year Player Draft  
**Signed By:** Kevin Barry

**2019 Review:** Made nine appearances, five starts, between Rookie Advanced Danville and the GCL Braves, going 2-4 with a 3.72 ERA (15 ER/36.1 IP), 14 walks and 37 strikeouts...Led the GCL club with 33 strikeouts, in 31.1 innings, an average of 9.5 per 9.0 innings...**Amateur:** Is the first player in University of Minnesota Crookston history to be selected in Major League Baseball's First-Year Player Draft...Came to college as a catcher...Converted to pitching during his freshman season.

Year	Club	W-L	ERA	G	GS	CG	SHO	SV	IP	H	R	ER	HR	HB	BB	SO	WP	BK
2018	Danville	3-0	2.63	15	0	0	0	3	24.0	19	8	7	0	1	15	30	8	0
2019	Danville	0-1	5.40	1	1	0	0	0	5.0	6	3	3	0	0	0	4	0	0
	GCL Braves	2-3	3.45	8	4	0	0	0	31.1	21	12	12	1	2	14	33	3	0
<b>Minor Totals</b>		<b>5-4</b>	<b>3.28</b>	<b>24</b>	<b>5</b>	<b>0</b>	<b>0</b>	<b>3</b>	<b>60.1</b>	<b>46</b>	<b>23</b>	<b>22</b>	<b>1</b>	<b>3</b>	<b>29</b>	<b>67</b>	<b>11</b>	<b>0</b>

### SHETTER, RYAN RIGHT-HANDED PITCHER

**Bats:** R      **Throws:** R      **Height:** 6-3      **Weight:** 205  
**Born:** 3/5/97 in Deerpark, TX      **Resides:** Friendswood, TX  
**School:** Texas Tech University  
**Obtained:** Selected by the Braves in the ninth round (262nd overall) of the 2018 First-Year Player Draft  
**Signed By:** Nate Dion

**2019 Review:** Pitched for Single-A Rome and High-A Florida, combining to make 20 appearances, two starts...Went 4-3 with a 2.45 ERA (14 ER/51.1 IP), eight walks, 38 strikeouts and two saves...Did not allow an earned run in 23.2 innings in six August appearances, two of which were starts, and was named by the organization as Rome's Pitcher of the Month...With Rome, held left-handed batters to a .191 average.

Year	Club	W-L	ERA	G	GS	CG	SHO	SV	IP	H	R	ER	HR	HB	BB	SO	WP	BK
2018	Danville	2-3	3.90	11	3	0	0	0	27.2	33	19	12	4	0	3	21	3	0
2019	Rome	4-2	1.81	17	2	0	0	2	44.2	33	12	9	0	0	7	33	2	0
	Florida	0-1	6.75	3	0	0	0	0	6.2	10	7	5	1	0	1	5	0	0
<b>Minor Totals</b>		<b>6-6</b>	<b>2.96</b>	<b>31</b>	<b>5</b>	<b>0</b>	<b>0</b>	<b>2</b>	<b>79.0</b>	<b>76</b>	<b>38</b>	<b>26</b>	<b>5</b>	<b>0</b>	<b>11</b>	<b>59</b>	<b>5</b>	<b>0</b>

**SIERRA, OSIRIS** LEFT-HANDED PITCHER

**Bats:** L **Throws:** L **Height:** 6-2 **Weight:** 145  
**Born:** 2/9/00 in San Cristobal, DR **Resides:** San Cristobal, DR  
**Obtained:** Signed by the Braves as a non-drafted free agent on July 6, 2018  
**Signed By:** Jonathan Cruz

Year	Club	W-L	ERA	G	GS	CG	SHO	SV	IP	H	R	ER	HR	HB	BB	SO	WP	BK
2019	DSL Braves	1-3	2.21	14	14	0	0	0	53.0	41	24	13	1	1	30	39	7	0

**SMITH, WILMER** INFIELDER

**Bats:** L **Throws:** R **Height:** 6-0 **Weight:** 185  
**Born:** 12/17/00 in San Pedro De Macoris, DR **Resides:** San Pedro De Macoris, DR  
**Obtained:** Signed by the Braves as a non-drafted free agent on June 15, 2019

Year	Club	AVG	G	AB	R	H	2B	3B	HR	RBI	SH	SF	HP	BB	SO	SB-CS	OBP	SLG	E
2019	DSL Braves	.219	39	114	19	25	8	0	1	12	2	2	2	21	41	2-0	.345	.316	1

**SOLANO, KEVIN** RIGHT-HANDED PITCHER

**Bats:** R **Throws:** R **Height:** 6-2 **Weight:** 187  
**Born:** 4/8/02 in Aguadulce, Panama **Resides:** Aguadulce, Panama  
**Obtained:** Signed by the Braves as a non-drafted free agent on October 19, 2018  
**Signed By:** Christopher Roque

Year	Club	W-L	ERA	G	GS	CG	SHO	SV	IP	H	R	ER	HR	HB	BB	SO	WP	BK
2019	DSL Braves	4-1	3.29	16	2	1	0	1	38.1	30	15	14	2	2	18	29	3	1

**SORIA, ZACK** CATCHER

**Bats:** R **Throws:** R **Height:** 5-10 **Weight:** 190  
**Born:** 10/29/93 in Palos Heights, IL **Resides:** Homer Glen, IL  
**School:** Florida International University  
**Obtained:** Selected by the Braves in the 18th round of the 2017 First-Year Player Draft

**2019 Review:** Played in 34 games between High-A Florida and Triple-A Gwinnett, hitting .164/.244/.245 (18-for-110) with two home runs, 10 RBI and four runs scored...Had one hit and one walk in six plate appearances...Threw out 11-of-39 (28.2 percent) would-be basestealers, all coming with Florida...  
**Amateur:** Played in the 2006 Little League World Series as a member of the Great Lakes team.

Year	Club	AVG	G	AB	R	H	2B	3B	HR	RBI	SH	SF	HP	BB	SO	SB-CS	OBP	SLG	E
2017	GCL Braves	.256	29	78	7	20	7	0	0	11	1	0	5	12	14	0-0	.389	.346	1
2018	Danville	.188	27	85	8	16	2	0	1	11	0	2	2	10	34	1-0	.283	.247	1
2019	Gwinnett	.200	2	5	1	1	0	0	0	0	0	0	1	1	0-0	.333	.200	0	
	Florida	.162	32	105	3	17	3	0	2	10	1	1	1	10	38	0-0	.239	.248	0
	Minor Totals	.198	90	273	19	54	12	0	3	32	2	3	8	33	87	1-0	.300	.275	2

**STALLINGS, MITCH** LEFT-HANDED PITCHER

**Bats:** L **Throws:** L **Height:** 6-2 **Weight:** 160  
**Born:** 6/30/95 in Atlanta, GA **Resides:** Atlanta, GA  
**School:** Duke University (NC)  
**Obtained:** Selected by the Braves in the 30th round of the 2018 First-Year Player Draft  
**Signed By:** Billy Best

**2019 Review:** Made 14 appearances, 12 starts, between Rookie Advanced Danville and Single-A Rome, posting a 2.04 ERA (17 ER/75.0 IP), the best among qualified pitchers in the Braves system...Was named the Appalachian League Pitcher of the Year after leading the circuit in ERA (2.25), strikeouts (69) and WHIP (1.14) and placing third in innings pitched (56.0) and batting average against (.243)...Was also the Appalachian League Pitcher of the Week for the period of 6/24-30 (6.0 IP, 2 H, 0 R, 0 BB, 11 K)...Did not allow an earned run in two June starts, totaling 11.2 innings, and was named Danville's Pitcher of the Month...**2018:** Pitched in 12 games, making two starts, between Rookie Advanced Danville and the GCL Braves, going 1-0 with a 4.18 ERA (13 ER/28.0 IP), five walks, 33 strikeouts and two saves...**Amateur:** Playing for Duke University, was named to the 2018 Athens Regional All-Tournament Team after throwing 11.1 innings, including 7.0 in the clinching victory against Georgia that helped the Blue Devils advance to the program's first Super Regional.

## MINOR LEAGUE PLAYERS

Year	Club	W-L	ERA	G	GS	CG	SHO	SV	IP	H	R	ER	HR	HB	BB	SO	WP	BK
2018	GCL Braves	0-0	4.50	5	2	0	0	1	12.0	10	7	6	0	0	2	15	2	1
	Danville	1-0	3.94	7	0	0	0	1	16.0	23	10	7	0	1	3	18	2	0
2019	Rome	3-0	1.42	3	3	0	0	0	19.0	17	3	3	0	0	5	10	3	0
	Danville	3-5	2.25	11	9	0	0	0	56.0	53	22	14	0	0	11	69	4	0
<b>Minor Totals</b>		<b>7-5</b>	<b>2.62</b>	<b>26</b>	<b>14</b>	<b>0</b>	<b>0</b>	<b>2</b>	<b>103.0</b>	<b>103</b>	<b>42</b>	<b>30</b>	<b>0</b>	<b>1</b>	<b>21</b>	<b>112</b>	<b>11</b>	<b>1</b>

**STEVENS, ELIEZEL** INFILDER

**Bats:** L      **Throws:** R      **Height:** 6-0      **Weight:** 185  
**Born:** 10/8/00 in San Pedro De Macoris, DR      **Resides:** San Pedro De Macoris, DR  
**Obtained:** Signed by the Braves as a non-drafted free agent on July 2, 2017  
**Signed By:** Jonathan Cruz

Year	Club	AVG	G	AB	R	H	2B	3B	HR	RBI	SH	SF	HP	BB	SO	SB-CS	OBP	SLG	E
2018	DSL Braves	.214	52	173	27	37	11	2	2	20	0	3	3	34	65	11-5	.347	.335	13
2019	GCL Braves	.238	37	130	9	31	6	0	2	19	0	2	0	9	44	7-2	.284	.331	7
<b>Minor Totals</b>		<b>.224</b>	<b>89</b>	<b>303</b>	<b>36</b>	<b>68</b>	<b>17</b>	<b>2</b>	<b>4</b>	<b>39</b>	<b>0</b>	<b>5</b>	<b>3</b>	<b>43</b>	<b>109</b>	<b>18-7</b>	<b>.322</b>	<b>.333</b>	<b>20</b>

**TARNOK, FREDDY** RIGHT-HANDED PITCHER

**Bats:** R      **Throws:** R      **Height:** 6-4      **Weight:** 208  
**Born:** 11/24/98 in Brandon, FL      **Resides:** Brandon, FL  
**School:** Riverview (FL) HS  
**Obtained:** Selected by the Braves in the third round (80th overall) of the 2017 First-Year Player Draft  
**Signed By:** Justin Clark

**2019 Review:** Spent the year with High-A Florida and made three rehab appearances with the GCL Braves...Combined to go 3-8 with a 4.75 ERA (56 ER/106.0 IP) in 22 starts...Went on the injured list on 6/4 with a right rotator cuff strain, and was reinstated on 7/17...Ended the season ranked by MLB.com as Atlanta's No. 15 prospect...**2018:** Played his first full season with Single-A Rome and went 5-5 with a 3.96 ERA (34 ER/77.1 IP) in 27 games, 11 starts...Named a South Atlantic League Mid-Season All-Star after going 3-0 with a 1.42 ERA (5 ER/31.2 IP) in 15 games...**2017:** Went 0-3 with a 2.57 ERA (4 ER/14.0 IP) over eight starts with the GCL Braves...Allowed opponents to bat just .208...**Amateur:** At Riverview (FL) High School, went 12-1 with an 0.81 ERA (9 ER/78.0 IP) across 22 games.

Year	Club	W-L	ERA	G	GS	CG	SHO	SV	IP	H	R	ER	HR	HB	BB	SO	WP	BK
2017	GCL Braves	0-3	2.57	8	8	0	0	0	14.0	11	6	4	0	1	3	10	1	0
2018	Rome	5-5	3.96	27	11	0	0	0	77.1	70	56	34	5	7	41	83	8	0
2019	Florida	3-7	4.87	19	19	1	0	0	98.0	105	56	53	6	6	36	82	3	1
	GCL Braves	0-1	3.38	3	3	0	0	0	8.0	3	3	3	1	2	1	9	0	0
<b>Minor Totals</b>		<b>8-16</b>	<b>4.29</b>	<b>57</b>	<b>41</b>	<b>1</b>	<b>0</b>	<b>0</b>	<b>197.1</b>	<b>189</b>	<b>121</b>	<b>94</b>	<b>12</b>	<b>16</b>	<b>81</b>	<b>184</b>	<b>12</b>	<b>1</b>

**THEN, ALEXANDER** INFILDER

**Bats:** S      **Throws:** R      **Height:** 5-11      **Weight:** 156  
**Born:** 12/11/01 in Santiago de los Caballeros, DR      **Resides:** San Ignacio de Sabaneta, DR  
**Obtained:** Signed by the Braves as a non-drafted free agent on July 6, 2018  
**Signed By:** Carlos Sequera

Year	Club	AVG	G	AB	R	H	2B	3B	HR	RBI	SH	SF	HP	BB	SO	SB-CS	OBP	SLG	E
2019	DSL Braves	.204	59	191	32	39	6	1	0	18	2	1	3	15	66	8-5	.271	.246	12

**THOMPSON, BEN** RIGHT-HANDED PITCHER

**Bats:** R      **Throws:** R      **Height:** 6-5      **Weight:** 225  
**Born:** 12/21/97 in Auckland, New Zealand      **Resides:** Gilbert, AZ  
**School:** Chandler Gilbert CC (AZ)  
**Obtained:** Selected by the Braves in the 28th round of the 2019 First-Year Player Draft  
**Signed By:** Ricky Wilson

**Other:** Born in New Zealand and attended junior college in Arizona...Is the third New Zealand-born player to be selected in Major League Baseball's First-Year Player Draft.

Year	Club	W-L	ERA	G	GS	CG	SHO	SV	IP	H	R	ER	HR	HB	BB	SO	WP	BK
2019	GCL Braves	0-0	1.93	2	1	0	0	0	4.2	2	1	1	0	0	1	4	1	0

**VALDÉS, JAVIER** CATCHER

**Bats:** R **Throws:** R **Height:** 5-10 **Weight:** 195  
**Born:** 11/19/98 in Miami, FL **Resides:** Miami, FL  
**School:** Florida International University  
**Obtained:** Selected by the Braves in the 21st round of the 2019 First-Year Player Draft

Year	Club	AVG	G	AB	R	H	2B	3B	HR	RBI	SH	SF	HP	BB	SO	SB-CS	OBP	SLG	E
2019	GCL Braves	.088	23	57	3	5	2	0	0	3	2	0	3	11	13	1-0	.268	.123	2

**VARGAS, LEONARDO** RIGHT-HANDED PITCHER

**Bats:** R **Throws:** R **Height:** 6-0 **Weight:** 170  
**Born:** 1/2/01 in Cartagena, Colombia **Resides:** Cartagena, Colombia  
**Obtained:** Signed by the Braves as a non-drafted free agent on June 14, 2018  
**Signed By:** Jonathan Cruz

Year	Club	W-L	ERA	G	GS	CG	SHO	SV	IP	H	R	ER	HR	HB	BB	SO	WP	BK
2018	DSL Braves	1-2	1.50	5	2	0	0	0	12.0	10	7	2	0	0	7	12	4	1
2019	DSL Braves	0-1	1.29	6	0	0	0	1	7.0	6	2	1	0	0	3	4	4	0
<b>Minor Totals</b>		<b>1-3</b>	<b>1.42</b>	<b>11</b>	<b>2</b>	<b>0</b>	<b>0</b>	<b>1</b>	<b>19.0</b>	<b>16</b>	<b>9</b>	<b>3</b>	<b>0</b>	<b>0</b>	<b>10</b>	<b>16</b>	<b>8</b>	<b>1</b>

**VARGAS, LUIS** RIGHT-HANDED PITCHER

**Bats:** R **Throws:** R **Height:** 5-11 **Weight:** 196  
**Born:** 5/2/02 in Esperanza, DR **Resides:** Esperanza, DR  
**Obtained:** Signed by the Braves as a non-drafted free agent on July 6, 2018  
**Signed By:** Carlos Sequera

Year	Club	W-L	ERA	G	GS	CG	SHO	SV	IP	H	R	ER	HR	HB	BB	SO	WP	BK
2019	DSL Braves	2-2	3.68	15	0	0	0	0	22.0	13	10	9	0	3	13	18	5	2

**VÁSQUEZ, BRAULIO** INFILDER

**Bats:** S **Throws:** R **Height:** 6-0 **Weight:** 170  
**Born:** 4/13/99 in Santo Domingo Centro, DR **Resides:** San Pedro De Macoris, DR  
**Obtained:** Signed by the Braves as a non-drafted free agent on July 2, 2016  
**Signed By:** Jonathan Cruz

**2019 Review:** Spent the year with Single-A Rome and played in a single-season career most 52 games... Had two separate stints on the injured list, first from 5/15-7/5 (fractured right ring finger) and then from 8/23 through the end of the season (fractured right index finger).

Year	Club	AVG	G	AB	R	H	2B	3B	HR	RBI	SH	SF	HP	BB	SO	SB-CS	OBP	SLG	E
2016	DSL Braves	.333	28	99	14	33	2	1	0	6	0	0	3	11	22	11-6	.416	.374	17
2017	GCL Braves	.270	47	152	22	41	3	3	0	16	1	1	4	21	36	12-3	.371	.329	19
2018	GCL Braves	.269	45	167	31	45	7	2	4	20	0	3	1	12	40	5-6	.317	.407	9
2019	Rome	.209	52	153	25	32	4	1	1	13	4	1	5	20	56	2-2	.318	.268	11
<b>Minor Totals</b>		<b>.264</b>	<b>172</b>	<b>571</b>	<b>92</b>	<b>151</b>	<b>16</b>	<b>7</b>	<b>5</b>	<b>55</b>	<b>5</b>	<b>5</b>	<b>13</b>	<b>64</b>	<b>154</b>	<b>30-17</b>	<b>.349</b>	<b>.343</b>	<b>56</b>

**VENTER, BRENDAN** INFILDER

**Bats:** R **Throws:** R **Height:** 6-2 **Weight:** 205  
**Born:** 9/26/96 in Port Elizabeth, South Africa **Resides:** Flower Mound, TX  
**School:** Auburn University (AL)  
**Obtained:** Selected by the Braves in the 13th round of the 2018 First-Year Player Draft  
**Signed By:** Hugh Buchanan

**2019 Review:** Spent his first full professional season with Single-A Rome...Slashed .329/.447/.487 (25-for-76) over his final 24 games (8/1 through end of season)...**2018:** Was drafted by the Braves in June...Played in 52 games between Rookie Advanced Danville and Single-A Rome, hitting .186/.257/.311 (34-for-183) with five home runs, 31 RBI and 22 runs scored...**Amateur:** Played one season at Auburn University and hit .307/.385/.510 in 66 games...Prior to joining the Tigers, played two years of junior college with McLennan in Waco, Texas.

Year	Club	AVG	G	AB	R	H	2B	3B	HR	RBI	SH	SF	HP	BB	SO	SB-CS	OBP	SLG	E
2018	Danville	.235	9	34	5	8	2	0	1	9	0	1	3	5	11	1-0	.372	.382	2
	Rome	.174	43	149	17	26	6	0	4	22	0	6	2	10	37	0-0	.228	.295	6
2019	Rome	.220	84	277	31	61	20	0	6	32	1	2	23	22	98	0-0	.327	.357	13
<b>Minor Totals</b>		<b>.207</b>	<b>136</b>	<b>460</b>	<b>53</b>	<b>95</b>	<b>28</b>	<b>0</b>	<b>11</b>	<b>63</b>	<b>1</b>	<b>9</b>	<b>28</b>	<b>37</b>	<b>146</b>	<b>1-0</b>	<b>.300</b>	<b>.339</b>	<b>21</b>

**VIDAL, FRANKELVIN** RIGHT-HANDED PITCHER

**Bats:** R      **Throws:** R      **Height:** 5-11      **Weight:** 201  
**Born:** 4/22/02 in Santo Domingo, DR      **Resides:** Santo Domingo, DR  
**Obtained:** Signed by the Braves as a non-drafted free agent on July 6, 2018  
**Signed By:** Jonathan Cruz

Year	Club	W-L	ERA	G	GS	CG	SHO	SV	IP	H	R	ER	HR	HB	BB	SO	WP	BK
2019	DSL Braves	3-2	2.38	15	0	0	0	1	22.2	18	9	6	0	0	18	22	6	0

**VINES, DARIUS** RIGHT-HANDED PITCHER

**Bats:** S      **Throws:** R      **Height:** 6-1      **Weight:** 195  
**Born:** 4/30/98 in Oxnard, CA      **Resides:** Port Hueneme, CA  
**School:** California State University at Bakersfield  
**Obtained:** Selected by the Braves in the seventh round (217th overall) of the 2019 First-Year Player Draft  
**Signed By:** Kevin Martin

**2019 Review:** In his first professional season, pitched a combined 12 games, 11 starts, for Rookie Advanced Danville (11 G) and the GCL Braves (1 G), going 0-5 with a 6.68 ERA (24 ER/32.1 IP), 10 walks and 35 strikeouts...**Amateur:** Began his collegiate career at Yavapai junior college in Prescott, Ariz...Transferred to CSU Bakersfield and played one season for the Roadrunners...Is the highest drafted player in school history.

Year	Club	W-L	ERA	G	GS	CG	SHO	SV	IP	H	R	ER	HR	HB	BB	SO	WP	BK
2019	Danville	0-4	6.61	11	11	0	0	0	31.1	38	23	23	4	1	10	33	3	2
	GCL Braves	0-1	9.00	1	0	0	0	0	1.0	1	1	1	0	0	2	0	0	0
<b>Minor Totals</b>		<b>0-5</b>	<b>6.68</b>	<b>12</b>	<b>11</b>	<b>0</b>	<b>0</b>	<b>0</b>	<b>32.1</b>	<b>39</b>	<b>24</b>	<b>24</b>	<b>4</b>	<b>1</b>	<b>10</b>	<b>35</b>	<b>3</b>	<b>2</b>

**VODNIK, VICTOR** RIGHT-HANDED PITCHER

**Bats:** R      **Throws:** R      **Height:** 6-0      **Weight:** 190  
**Born:** 10/9/99 in Whittier, CA      **Resides:** Rialto, CA  
**School:** Rialto (CA) HS  
**Obtained:** Selected by the Braves in the 14th round of the 2018 First-Year Player Draft

**2019 Review:** In his first full professional season, made 23 appearances, three starts, for Single-A Rome... In May and June, pitched in nine games, two starts, and posted a 0.84 ERA (3 ER/32.0 IP) with nine walks and 27 strikeouts...Went on the injured list on 6/26 with a blister, and missed over a month...Finished the season ranked by MLB.com as Atlanta's No. 30 prospect.

Year	Club	W-L	ERA	G	GS	CG	SHO	SV	IP	H	R	ER	HR	HB	BB	SO	WP	BK
2018	GCL Braves	1-1	9.64	4	0	0	0	0	4.2	8	5	5	1	0	1	9	0	0
2019	Rome	1-3	2.94	23	3	0	0	3	67.1	55	27	22	1	2	24	69	2	0
<b>Minor Totals</b>		<b>2-4</b>	<b>3.38</b>	<b>27</b>	<b>3</b>	<b>0</b>	<b>0</b>	<b>3</b>	<b>72.0</b>	<b>63</b>	<b>32</b>	<b>27</b>	<b>2</b>	<b>2</b>	<b>25</b>	<b>78</b>	<b>2</b>	<b>0</b>

**VÓLQUEZ, ALBINSON** RIGHT-HANDED PITCHER

**Bats:** R      **Throws:** R      **Height:** 6-3      **Weight:** 190  
**Born:** 8/16/97 in Jimani, DR      **Resides:** Jimani, DR  
**Obtained:** Signed by the Braves as a non-drafted free agent on January 25, 2016  
**Signed By:** Jonathan Cruz

**2019 Review:** Spent the year with Rookie Advanced Danville and led the club with four saves, tied for the third most in the Appalachian League...Had two saves in the first three seasons of his career...**2018:** Made 13 appearances, 12 starts, between the GCL Braves (12 G) and High-A Florida (1 G), going 2-4 with a 4.70 ERA (31 ER/59.1 IP), 26 walks and 50 strikeouts...**2017:** Split his second professional campaign between the DSL and GCL Braves...Went 2-2 with a 2.91 ERA (15 ER/46.1 IP), 17 walks and 29 strikeouts in 15 games, 12 starts.

Year	Club	W-L	ERA	G	GS	CG	SHO	SV	IP	H	R	ER	HR	HB	BB	SO	WP	BK
2016	DSL Braves	3-3	3.50	20	1	0	0	1	43.2	42	26	17	6	4	13	36	3	3
2017	DSL Braves	0-1	5.79	3	3	0	0	0	9.1	10	10	6	0	2	6	4	1	0
	GCL Braves	2-1	2.19	12	9	0	0	1	37.0	30	9	9	2	4	11	25	2	0
2018	GCL Braves	2-3	5.06	12	11	0	0	0	53.1	60	33	30	3	8	21	47	4	0
	Florida	0-1	1.50	1	1	0	0	0	6.0	3	1	1	0	1	5	3	0	0
2019	Danville	1-1	4.82	16	0	0	0	4	28.0	21	19	15	3	5	22	22	5	0
<b>Minor Totals</b>		<b>8-10</b>	<b>3.96</b>	<b>64</b>	<b>25</b>	<b>0</b>	<b>0</b>	<b>6</b>	<b>177.1</b>	<b>166</b>	<b>98</b>	<b>78</b>	<b>14</b>	<b>24</b>	<b>78</b>	<b>137</b>	<b>15</b>	<b>3</b>



**WELLS, KENNY** RIGHT-HANDED PITCHER

**Bats:** R **Throws:** R **Height:** 6-1 **Weight:** 190  
**Born:** 4/4/98 in Akron, OH **Resides:** Lodi, OH  
**School:** Seton Hill University (PA)  
**Obtained:** Signed by the Braves as a non-drafted free agent on July 4, 2019  
**Signed By:** Alan Sandberg

Year	Club	W-L	ERA	G	GS	CG	SHO	SV	IP	H	R	ER	HR	HB	BB	SO	WP	BK
2019	Danville	0-0	4.86	13	0	0	0	1	16.2	11	10	9	1	1	14	24	6	0

**WHITE, BRANDON** RIGHT-HANDED PITCHER

**Bats:** R **Throws:** R **Height:** 6-2 **Weight:** 215  
**Born:** 12/21/94 in Columbia, SC **Resides:** Chapin, SC  
**School:** Lander (SC) University  
**Obtained:** Selected by the Braves in the 12th round of the 2016 First-Year Player Draft  
**Signed By:** Billy Best

**2019 Review:** Made 34 relief appearances between High-A Florida (33 G) and Double-A Mississippi (1 G), going 3-5 with a 1.35 ERA (8 ER/53.1 IP), 27 walks and 61 strikeouts...Posted the lowest ERA on the Fire Frogs (1.40; min. 15.0 IP)...Also led the club in games finished (26) and tied for second in saves (4)...Named a Florida State League Mid-Season All-Star...Had a 0.89 ERA (3 ER/30.1 IP) with 12 walks and 32 strikeouts prior to the break...Tabbed by the organization as Florida's Pitcher of the Month for May (1.54 ER, 2 ER/11.2 IP, 4 BB, 13 K, 7 G)...**2018:** Split his second consecutive season between Single-A Rome and High-A Florida, going 3-6 with a 3.68 ERA (24 ER/58.2 IP)...Ranked tied for third in the system with 11 saves...Named Rome's Pitcher of the Month for June after going 2-0 with a 0.90 ERA and one save in 10.0 innings...**2017:** Appeared in 36 games between Rome and Florida, combining to go 2-1 with a 2.56 ERA (16 ER/56.1 IP), 51 strikeouts and 10 saves...Paced all Atlanta farmhands with 10 saves, and ranked ninth among relief prospects (min. 30.0 IP) with a 2.56 ERA...Named a South Atlantic League Mid-Season All-Star after going 1-0 with a 1.67 ERA and eight saves in 20 appearances over the season's first half..**Amateur:** Pitched for three seasons at Lander University in Greenwood, S.C....Holds school records in appearances (73) and saves (27)...Set the single-season program record in 2016 with 14 saves.

Year	Club	W-L	ERA	G	GS	CG	SHO	SV	IP	H	R	ER	HR	HB	BB	SO	WP	BK
2016	Danville	2-2	2.30	15	0	0	0	7	15.2	11	5	4	1	2	5	24	1	0
2017	Rome	2-0	1.82	25	0	0	0	10	39.2	36	13	8	1	2	10	37	6	0
	Florida	0-1	4.32	11	0	0	0	0	16.2	15	10	8	2	0	7	14	1	0
2018	Rome	2-3	1.23	25	0	0	0	9	36.2	22	12	5	0	2	9	40	4	0
	Florida	1-3	7.77	16	0	0	0	2	22.0	30	24	19	3	3	15	14	2	1
2019	Mississippi	0-0	0.00	1	0	0	0	0	2.0	1	0	0	0	1	1	2	1	0
	Florida	3-5	1.40	33	0	0	0	4	51.1	44	16	8	1	4	26	59	7	0
<b>Minor Totals</b>		<b>10-14</b>	<b>2.54</b>	<b>126</b>	<b>0</b>	<b>0</b>	<b>0</b>	<b>32</b>	<b>184.0</b>	<b>159</b>	<b>80</b>	<b>52</b>	<b>8</b>	<b>14</b>	<b>73</b>	<b>190</b>	<b>22</b>	<b>1</b>

**WILLIAMS, PEYTON** RIGHT-HANDED PITCHER

**Bats:** R **Throws:** R **Height:** 6-2 **Weight:** 205  
**Born:** 5/6/98 in Chapel Hill, NC **Resides:** Biscoe, NC  
**School:** Catawba College (NC)  
**Obtained:** Selected by the Braves in the 20th round of the 2019 First-Year Player Draft  
**Signed By:** Billy Best

**2019 Review:** After getting drafted by the Braves in June, made 13 appearances, four starts, between Rookie Advanced Danville (12 G) and the GCL Braves (1 G), going 2-3 with a 6.23 ERA (18 ER/26.0 IP), 10 walks and 24 strikeouts...Was named Danville's Pitcher of the Month for August after allowing three earned runs in 13.2 innings (1.98 ERA) with four walks and 12 strikeouts in six relief appearances.

Year	Club	W-L	ERA	G	GS	CG	SHO	SV	IP	H	R	ER	HR	HB	BB	SO	WP	BK
2019	Danville	2-3	6.38	12	3	0	0	0	24.0	22	19	17	4	2	9	21	3	0
	GCL Braves	0-0	4.50	1	1	0	0	0	2.0	2	1	1	0	0	1	3	0	0
<b>Minor Totals</b>		<b>2-3</b>	<b>6.23</b>	<b>13</b>	<b>4</b>	<b>0</b>	<b>0</b>	<b>0</b>	<b>26.0</b>	<b>24</b>	<b>20</b>	<b>18</b>	<b>4</b>	<b>2</b>	<b>10</b>	<b>24</b>	<b>3</b>	<b>0</b>

**WILSON, BROOKS** RIGHT-HANDED PITCHER

**Bats:** L **Throws:** R **Height:** 6-2 **Weight:** 205  
**Born:** 3/15/96 in Lakeland, FL **Resides:** Lakeland, FL  
**School:** Stetson University (FL)  
**Obtained:** Selected by the Braves in the seventh round (202nd overall) of the 2018 First-Year Player Draft  
**Signed By:** Justin Clark

**2019 Review:** Made 24 appearances, 11 starts, all with High-A Florida...Went 3-3 with a 2.60 ERA (18 ER/62.1 IP), 16 walks and 56 strikeouts in his starts...Posted a 2.16 ERA (6 ER/25.0 IP) as a reliever...**2018:** Began his professional career by making 17 relief appearances between Rookie Advanced Danville and Single-A Rome, registering a 1.30 ERA (4 ER/27.2 IP) with nine walks and 25 strikeouts...**Amateur:** Attended Stetson University...Worked as a starter for the first three years before becoming the team's closer in his senior season...Had 20 saves in 32 total appearances in 2018, the most saves in a single season in school history, earning Atlantic Sun Player of the Year honors...Was also a *Baseball America* First Team All-American that season...Finished his collegiate career with 309 strikeouts, fourth most in school history.

Year	Club	W-L	ERA	G	GS	CG	SHO	SV	IP	H	R	ER	HR	HB	BB	SO	WP	BK
2018	Rome	1-1	1.00	7	0	0	0	0	9.0	7	2	1	1	1	3	8	1	0
	Danville	2-1	1.45	10	0	0	0	1	18.2	13	4	3	2	0	6	17	3	0
2019	Florida	4-3	2.47	24	11	1	0	0	87.1	80	31	24	2	2	25	73	10	0
<b>Minor Totals</b>		<b>7-5</b>	<b>2.19</b>	<b>41</b>	<b>11</b>	<b>1</b>	<b>0</b>	<b>1</b>	<b>115.0</b>	<b>100</b>	<b>37</b>	<b>28</b>	<b>5</b>	<b>3</b>	<b>34</b>	<b>98</b>	<b>14</b>	<b>0</b>

**WITHROW, MATT** RIGHT-HANDED PITCHER

**Bats:** R      **Throws:** R      **Height:** 6-4      **Weight:** 235  
**Born:** 9/23/93 in Odessa, TX      **Resides:** Odessa, TX  
**School:** Texas Tech University  
**Obtained:** Selected by the Braves in the sixth round (180th overall) of the 2015 First-Year Player Draft  
**Signed By:** Nate Dion

**2019 Review:** Combined to make 19 appearances, 10 starts, between High-A Florida and the GCL Braves, going 4-4 with a 4.02 ERA (21 ER/47.0 IP), 22 walks and 51 strikeouts...Missed the first month of the season recovering from a 2018 season-ending injury...Went back on the injured list on 6/30 with right knee bursitis, and missed over a month...Made four rehab appearances with GCL...With the Fire Frogs, held opponents to a .206 average, including a .156 mark (10-for-64) to left-handers...**2018:** Placed on Double-A Mississippi's disabled list on 4/5 and missed the entire season with right shoulder impingement syndrome...**2017:** Made 18 appearances (15 starts) between Mississippi (AA), the GCL Braves and Florida (High-A), combining to go 1-4 with a 3.73 ERA (33 ER/79.2 IP) and 70 strikeouts...Opened the season with Mississippi and made 10 starts before going on the seven-day disabled list (right ankle contusion) on 6/6...**2016:** Played the entirety of his second professional season with Single-A Carolina and earned the Mudcats' Pitcher of the Year honors from the organization...Paced Carolina in wins (9) and led all Mudcats starters with a 3.80 ERA, while his 131 strikeouts on the season were second most in the Carolina League and fifth most among Braves farmhands...Also ended his season in the Top 10 among Atlanta prospects in wins (T3rd, 9) and starter's ERA (8th, 3.80) ...**Other:** Brother of former major league reliever Chris Withrow (LAD - 2013-14; ATL - 2016).

Year	Club	W-L	ERA	G	GS	CG	SHO	SV	IP	H	R	ER	HR	HB	BB	SO	WP	BK
2015	Danville	0-4	3.56	13	13	0	0	0	48.0	48	24	19	2	4	16	35	5	0
2016	Carolina	9-6	3.80	25	24	0	0	0	120.2	100	60	51	11	9	68	131	8	0
2017	Mississippi	1-3	4.47	10	10	0	0	0	48.1	39	26	24	8	2	22	44	2	2
	GCL Braves	0-0	0.00	2	1	0	0	0	5.0	1	0	0	0	3	0	5	0	0
	Florida	0-1	3.08	6	4	0	0	0	26.1	21	9	9	1	1	9	21	1	0
2018							Injured - Did Not Play											
2019	Florida	3-3	3.29	15	9	0	0	0	38.1	28	15	14	1	3	20	42	3	0
	GCL Braves	1-1	7.27	4	1	0	0	0	8.2	13	13	7	1	1	2	9	0	0
<b>Minor Totals</b>		<b>14-18</b>	<b>3.78</b>	<b>75</b>	<b>62</b>	<b>0</b>	<b>0</b>	<b>0</b>	<b>295.1</b>	<b>250</b>	<b>147</b>	<b>124</b>	<b>24</b>	<b>23</b>	<b>137</b>	<b>287</b>	<b>19</b>	<b>2</b>

**WOODS, WILLIAM** RIGHT-HANDED PITCHER

**Bats:** R      **Throws:** R      **Height:** 6-3      **Weight:** 190  
**Born:** 12/29/98 in Jackson, TN      **Resides:** Trenton, TN  
**School:** Dyersburg State CC (TN)  
**Obtained:** Selected by the Braves in the 23rd round of the 2018 First-Year Player Draft

**2019 Review:** Made 20 appearances, seven starts, for Single-A Rome...Held left-handed batters to a .177 average (14-for-79)...Had a 2.53 ERA (12 ER/42.2 IP) in 14 outings, including all seven of his starts, after the All-Star break...Conversely, had a 7.56 ERA (7 ER/8.1 IP) in six relief appearances prior to the break.

Year	Club	W-L	ERA	G	GS	CG	SHO	SV	IP	H	R	ER	HR	HB	BB	SO	WP	BK
2018	GCL Braves	0-1	6.10	10	4	0	0	0	20.2	22	16	14	0	2	10	20	4	0
2019	Rome	1-5	3.55	20	7	0	0	3	51.0	38	27	19	4	2	29	58	0	0
<b>Minor Totals</b>		<b>1-6</b>	<b>4.14</b>	<b>30</b>	<b>11</b>	<b>0</b>	<b>0</b>	<b>3</b>	<b>71.2</b>	<b>60</b>	<b>43</b>	<b>33</b>	<b>4</b>	<b>4</b>	<b>39</b>	<b>78</b>	<b>4</b>	<b>0</b>

**YEAGER, JUSTIN** RIGHT-HANDED PITCHER

**Bats:** L      **Throws:** R      **Height:** 6-4      **Weight:** 210  
**Born:** 1/20/98 in Woodridge, IL      **Resides:** Plainfield, IL  
**School:** Southern Illinois University  
**Obtained:** Selected by the Braves in the 33rd round of the 2019 First-Year Player Draft  
**Signed By:** Kevin Barry

**2019 Review:** Combined to make 15 appearances between Rookie Advanced Danville (14 G) and the GCL Braves (1 G) in his first professional campaign...Went 2-2 with a 3.91 ERA (11 ER/25.1 IP), 15 walks, 37 strikeouts and two saves...**Amateur:** Played three seasons at Southern Illinois University...In his final two years, allowed just five total extra-base hits (four doubles, one home run)...His slugging percentage against was the 11th lowest in the nation in 2018 and ninth lowest in 2019.

Year	Club	W-L	ERA	G	GS	CG	SHO	SV	IP	H	R	ER	HR	HB	BB	SO	WP	BK
2019	Danville	2-2	4.24	14	0	0	0	2	23.1	23	12	11	3	1	14	34	4	0
	GCL Braves	0-0	0.00	1	0	0	0	0	2.0	1	0	0	0	0	1	3	0	0
<b>Minor Totals</b>		<b>2-2</b>	<b>3.91</b>	<b>15</b>	<b>0</b>	<b>0</b>	<b>0</b>	<b>2</b>	<b>25.1</b>	<b>24</b>	<b>12</b>	<b>11</b>	<b>3</b>	<b>1</b>	<b>15</b>	<b>37</b>	<b>4</b>	<b>0</b>

**ZAMORA, CHRISTIAN** OUTFIELDER

**Bats:** R      **Throws:** R      **Height:** 6-4      **Weight:** 210  
**Born:** 7/4/01 in La Habana, Cuba      **Resides:** Petionville, Haiti  
**Obtained:** Signed by the Braves as a non-drafted free agent on September 21, 2017

Year	Club	AVG	G	AB	R	H	2B	3B	HR	RBI	SH	SF	HP	BB	SO	SB-CS	OBP	SLG	E
2018	GCL Braves	.139	30	108	10	15	3	0	2	8	0	0	1	14	40	0-2	.244	.222	0
2019	GCL Braves	.206	19	63	7	13	4	2	0	2	0	0	1	6	30	0-0	.286	.333	2
<b>Minor Totals</b>		<b>.164</b>	<b>49</b>	<b>171</b>	<b>17</b>	<b>28</b>	<b>7</b>	<b>2</b>	<b>2</b>	<b>10</b>	<b>0</b>	<b>0</b>	<b>2</b>	<b>20</b>	<b>70</b>	<b>0-2</b>	<b>.259</b>	<b>.263</b>	<b>2</b>

**MLB.COM'S 2020 TOP 10 BRAVES PROSPECTS**

No.	Player (age entering 2020 season)	Position	2019 Club(s)
No. 1	Cristian Pache (21)	Outfielder	Mississippi/Gwinnett
No. 2	Drew Waters (21)	Outfielder	Mississippi/Gwinnett
No. 3	Ian Anderson (21)	Right-handed pitcher	Mississippi/Gwinnett
No. 4	Kyle Wright (24)	Right-handed pitcher	Gwinnett/Atlanta
No. 5	Shea Langeliers (22)	Catcher	Rome
No. 6	Bryse Wilson (22)	Right-handed pitcher	Gwinnett/Atlanta
No. 7	Braden Shewmake (22)	Infielder	Rome/Mississippi
No. 8	Kyle Muller (22)	Left-handed pitcher	Mississippi
No. 9	William Contreras (22)	Catcher	Florida/Mississippi
No. 10	Tucker Davidson (24)	Left-handed pitcher	Mississippi/Gwinnett

**BASEBALL AMERICA'S 2020 TOP 10 BRAVES PROSPECTS**

No.	Player (age entering 2020 season)	Position	2019 Club(s)
No. 1	Cristian Pache (21)	Outfielder	Mississippi/Gwinnett
No. 2	Drew Waters (21)	Outfielder	Mississippi/Gwinnett
No. 3	Ian Anderson (21)	Right-handed pitcher	Mississippi/Gwinnett
No. 4	Kyle Wright (24)	Right-handed pitcher	Gwinnett/Atlanta
No. 5	Kyle Muller (22)	Left-handed pitcher	Mississippi
No. 6	Bryse Wilson (22)	Right-handed pitcher	Gwinnett/Atlanta
No. 7	Shea Langeliers (22)	Catcher	Rome
No. 8	William Contreras (22)	Catcher	Florida/Mississippi
No. 9	Braden Shewmake (22)	Infielder	Rome/Mississippi
No. 10	Tucker Davidson (24)	Left-handed pitcher	Mississippi/Gwinnett

# 2019 BRAVES MINOR LEAGUE BATTING LEADERS

## BATTING AVERAGE

1. Bryce Ball.....	.329
2. Trey Harris.....	.323
3. Ryan LaMarre.....	.311
4. Drew Waters.....	.309
5. Deivi Estrada.....	.307
6. Braden Shewmake.....	.300
7. Tyler Neslony.....	.292
8. Austin Riley.....	.288
9. Travis Demeritte.....	.286
10. Rafael Ortega.....	.285

## DOUBLES

1. Drew Waters.....	40
2. Cristian Pache.....	36
3. Rafael Ortega.....	34
4. Travis Demeritte.....	28
T5. Trey Harris.....	26
Drew Lugbauer.....	26
7. Ryan LaMarre.....	24
T8. Andres Blanco.....	23
Greg Cullen.....	23
T10. Two tied.....	22

## RUNS BATTED IN

1. Adam Duvall.....	93
T2. Ryan Casteel.....	73
Travis Demeritte.....	73
Trey Harris.....	73
5. Pedro Florimon.....	68
6. Alex Jackson.....	65
T7. Andres Blanco.....	61
Sean Kazmar Jr.....	61
Cristian Pache.....	61
10. Two tied.....	60

## RUNS

1. Justin Dean.....	85
2. Rafael Ortega.....	83
T3. Greg Cullen.....	80
Drew Waters.....	80
5. Andres Blanco.....	78
6. Adam Duvall.....	74
7. Trey Harris.....	73
8. Travis Demeritte.....	68
9. Cristian Pache.....	63
T10. Two tied.....	62

## TRIPLES

T1. Justin Dean.....	9
Cristian Pache.....	9
Drew Waters.....	9
4. Ryan LaMarre.....	7
T5. Jeremy Fernandez.....	7
Trey Harris.....	7
7. Greg Cullen.....	6
8. Shean Michel.....	5
9. Seven tied.....	4

## OPS

1. Bryce Ball.....	1.023
2. Adam Duvall.....	.965
3. Austin Riley.....	.961
4. Travis Demeritte.....	.944
5. Rafael Ortega.....	.898
6. Trey Harris.....	.887
7. Ryan LaMarre.....	.857
8. Alex Jackson.....	.846
9. Tyler Neslony.....	.827
10. Drew Waters.....	.819

## HITS

1. Drew Waters.....	163
2. Trey Harris.....	152
3. Riley Delgado.....	144
4. Cristian Pache.....	135
5. Greg Cullen.....	127
T6. Ryan LaMarre.....	126
Riley Unroe.....	126
8. Rafael Ortega.....	123
9. Justin Dean.....	122
10. Andres Blanco.....	119

## HOME RUNS

1. Adam Duvall.....	32
2. Alex Jackson.....	28
T3. Ryan Casteel.....	21
Rafael Ortega.....	21
5. Travis Demeritte.....	20
6. Andres Blanco.....	19
7. Bryce Ball.....	17
8. Drew Lugbauer.....	16
9. Austin Riley.....	15
10. Trey Harris.....	14

## STOLEN BASES

1. Justin Dean.....	47
2. Ray-Patrick Didder.....	28
3. Geraldo Quintero.....	21
4. Ryan LaMarre.....	19
5. José Dilone.....	18
6. Drew Waters.....	16
T7. Jose Bermudez.....	15
Andrew Mortiz.....	15
9. Three tied.....	14

Minimum 200 plate appearances

## 2019 FIRST-YEAR DRAFT

Rd	Name	Pos.	Pick #	School	Rd	Name	Pos.	Pick #	School
1	Shea Langeliers	C	9	Baylor Univ. (TX)	21	Javier Valdes	C	637	Florida International Univ.
1	Braden Shewmake	INF	21	Texas A&M Univ.	22	Alex Segal	LHP	667	Wichita St Univ. (KS)
2	Beau Philip	INF	60	Oregon St Univ.	23	Drew Campbell	OF	697	Univ. Louisville (KY)
3	Michael Harris II	OF	98	Stockbridge (GA) HS	24	Bryce Ball	INF	727	Dallas Baptist Univ. (TX)
4	Kasey Kalich	RHP	127	Texas A&M Univ.	25	Chad Bryant	RHP	757	Pensacola State Col (FL)
5	Stephen Paolini	OF	157	St J=osephs (CT) School	26	Riley King	INF	787	Univ. Georgia
6	Tanner Gordon	RHP	187	Indiana Univ.	27	Indigo Diaz	RHP	817	Michigan St Univ.
7	Darius Vines	RHP	217	Cal St Bakersfield	28	Ben Thompson	RHP	847	Chandler Gilbert CC (AZ)
8	Ricky DeVito	RHP	247	Seton Hall Univ. (NJ)	29	James Acuna	RHP	877	Azusa Pacific Univ. (CA)
9	Cody Milligan	INF	277	Cowley County CC (KS)	30	Mitch Calandra	C	907	Eckerd College (FL)
10	Brandon Parker	OF	307	Mississippi Gulf Coast JC	31	Greg Leban	RHP	937	Austin Peay St Univ. (TN)
11	Vaughn Grissom	INF	357	Hagerty (FL) HS	32	Cody Birdsong	INF	967	Quincy Univ. (IL)
12	Andy Samuelson	LHP	367	Wabash Valley Col (IL)	33	Justin Yeager	RHP	997	Southern Illinois U Carbondale
13	Tyler Owens	RHP	397	Trinity Catholic (FL) HS	34	Willie Carter	OF	1027	Webber Int. Univ. (FL)
14	Jared Johnson	RHP	427	Smithville (MS) HS	35	Anthony Hall	INF	1057	Point Loma (CA) HS
15	Connor Blair	OF	457	Univ. Washington	36	Mitchell Jackson	RHP	1087	Marion (IL) HS
16	Joey Estes	RHP	487	Paraclete (CA) HS	37	Davis Schwab	LHP	1117	Missouri St Univ.
17	Alec Barger	RHP	517	North Carolina St Univ.	38	Grant Mathews	OF	1147	Tulane Univ. (LA)
18	Mahki Backstrom	INF	547	Junipero Serra (CA) HS	39	Joshua Rolling	INF	1177	Bishop Manogue (NV) HS
19	Kadon Morton	OF	577	Seguin (TX) HS	40	Cade Bunnell	INF	1207	Indiana Univ.
20	Peyton Williams	RHP	607	Catawba College (NC)					

# 2019 BRAVES MINOR LEAGUE PITCHING LEADERS

## WINS

1. Kyle Wright.....	11
T2. José Olague.....	10
Alan Rangel.....	10
Bryse Wilson.....	10
T5. Ian Anderson.....	8
Tucker Davidson.....	8
Dilmer Mejía.....	8
8. Six tied.....	7

## GAMES PITCHED

1. Jason Creasy.....	49
2. Thomas Burrows.....	43
3. Ben Rowen.....	40
T4. Josh Graham.....	38
Jordan Harrison.....	38
Kurt Hoekstra.....	38
T7. Daysbel Hernández.....	35
Connor Johnstone.....	35
Sean McLaughlin.....	35
Jose Rafael De Paula.....	35

## SAVES

1. Jason Creasy.....	11
T2. Josh Graham.....	8
Kurt Hoekstra.....	8
T4. Thomas Burrows.....	7
Daysbel Hernández.....	7
Jeremy Walker.....	7
T7. Ronaldo Alesandro.....	6
Jose Rafael De Paula.....	6
T9. Three tied.....	5

## INNINGS PITCHED

1. Nolan Kingham.....	165.1
2. Odalvi Javier.....	146.0
3. Ian Anderson.....	135.2
4. Philip Pfeifer.....	133.1
5. Jasseel De La Cruz.....	133.0
6. José Olague.....	132.0
7. Alan Rangel.....	131.2
8. Tucker Davidson.....	129.2
9. Bryse Wilson.....	121.0
10. Hayden Deal.....	119.1

## ERA (STARTERS)

1. Tucker Davidson.....	2.15
2. Patrick Wiegel.....	2.73
3. Philip Pfeifer.....	2.97
4. Kyle Muller.....	3.14
5. Hayden Deal.....	3.24
6. Jasseel De La Cruz.....	3.25
7. Ian Anderson.....	3.38
8. Bryse Wilson.....	3.42
9. Gabriel Noguera.....	3.59
10. Odalvi Javier.....	3.70

## WHIP (STARTERS)

1. Jasseel De La Cruz.....	1.135
2. Patrick Wiegel.....	1.152
3. Philip Pfeifer.....	1.163
4. Bryse Wilson.....	1.207
5. Nolan Kingham.....	1.210
6. Tucker Davidson.....	1.249
7. Ian Anderson.....	1.253
8. Kyle Wright.....	1.264
9. José Olague.....	1.265
10. Hayden Deal.....	1.265

## STRIKEOUTS

1. Ian Anderson.....	172
2. Philip Pfeifer.....	159
3. Tucker Davidson.....	134
T4. Jasseel De La Cruz.....	121
Alan Rangel.....	121
6. Kyle Muller.....	120
7. Bryse Wilson.....	118
8. Odalvi Javier.....	117
T9. Nolan Kingham.....	116
Kyle Wright.....	116

## ERA (RELIEVERS)

1. Brandon White.....	1.35
2. Daysbel Hernández.....	1.71
3. Rainieri Rodriguez.....	1.79
4. Kurt Hoekstra.....	1.81
5. Bradley Roney.....	1.94
6. Tanner Lawson.....	2.14
7. Ronaldo Alesandro.....	2.43
8. Ryan Shetter.....	2.45
9. Claudio Custodio.....	2.48
10. Jordano Perez.....	2.67

## HITS/9.0 IP (STARTERS)

1. Patrick Wiegel.....	5.7
2. Kyle Muller.....	6.5
3. Jasseel De La Cruz.....	6.9
4. Ian Anderson.....	7.0
5. Tucker Davidson.....	7.5
6. Philip Pfeifer.....	7.6
7. Joey Wentz.....	7.9
8. Odalvi Javier.....	8.1
9. Kyle Wright.....	8.6
10. Nolan Kingham.....	8.9

Starters: 15 starts... Relievers: min. 30.0 IP

## 2019 PITCHERS OF THE MONTH

Month	Gwinnett (AAA)	Mississippi (AA)	Florida (High-A)	Rome (A)	Danville (Rk. Adv.)
April	RH Jose Rafael De Paula	RH Jeremy Walker	LH Hayden Deal	RH Kurt Hoekstra	N/A
May	RH Ben Rowen	RH Ian Anderson	RH Brandon White	RH José Olague	N/A
June	LH Kolby Allard	RH Jeremy Walker	RH Daysbel Hernández	LH Dilmer Mejía	LH Mitch Stallings
July	RH Patrick Weigel	LH Tucker Davidson	LH Philip Pfeifer	LH Tanner Lawson	RH Ricky DeVito
August	RH Kyle Wright	RH Kurt Hoekstra	RH Matt Hartman	RH Ryan Shetter	RH Peyton Williams

## 2019 PLAYERS OF THE MONTH

Month	Gwinnett (AAA)	Mississippi (AA)	Florida (High-A)	Rome (A)	Danville (Rk. Adv.)
April	OF Adam Duvall	OF Drew Waters	INF Riley Delgado	OF Trey Harris	N/A
May	OF Travis Demeritte	OF Cristian Pache	INF Kevin Josephina	OF Trey Harris	N/A
June	OF Adam Duvall	OF Cristian Pache	OF Trey Harris	C L. Brown & INF B. Shewmake	1B Bryce Ball
July	C Alex Jackson	OF Greyson Jenista	OF Andrew Moritz	OF José Bermúdez	1B Ricky Ball
August	INF Pedro Florimón	OF Connor Lien	INF Riley Delgado	OF Justin Dean	INF Cody Birdsong

# 2020 SCOUTING STAFF

## MAJOR LEAGUE SCOUTS



**DAVE HOLLIDAY**



**MATT KINZER**



**RICK RAGAZZO**



**TED SIMMONS**



**TERRY TRIPP SR.**



**RICK WILLIAMS**

## INTERNATIONAL SCOUTING



**JONATHAN CRUZ**  
Coordinator,  
Latin American Operations



**ORLANDO COVO**  
South America  
Supervisor



**CHRIS ROQUE**  
Central America  
Supervisor



**CARLOS SEQUERA**  
Venezuela  
Supervisor

## PROFESSIONAL SCOUTS



**ALAN BUTTS**




**JASON DUNN**



**JACKSON LOURIE**



**DEVLIN McCONNELL**



**TRENTON MOSES**



**PAUL RUNGE**



**BILLY RYAN**

## PART-TIME AMATEUR SCOUTS

Hank Aaron Jr. .... Georgia  
 Darin Blair ..... Midwest  
 Hugh Buchanan ..... Georgia  
 Stu Cann ..... Midwest  
 Tom Davis ..... Northern California  
 Ralph Garr ..... Texas/Deep South  
 Dewayne Kitts ..... North Carolina  
 Abraham Martínez ..... Puerto Rico

## VIDEO COORDINATORS

Alex Burritt ..... East  
 Anthony Flora ..... Midwest  
 Daniel Sabatino ..... West  
 Jamie Gil ..... Dominican Republic  
 Jesus Simancas ..... Venezuela

**NATIONAL CROSS CHECKERS**



**JOE JORDAN**



**RON MARIGNY**



**GARY RAJSICH**




**DERON ROMBACH**

**REGIONAL CROSS CHECKERS**



**JOEY DAVIS**  
Southwest/West



**REED DUNN**  
Southeast



**ALAN HULL**  
Pacific Northwest



**BRIAN SANKEY**  
Northeast



**TERRY TRIPP, JR.**  
Midwest

**AREA SUPERVISORS**



**KEVIN BARRY**  
IL, IN, MN, WI, W. KY




**BILLY BEST**  
NC, SC



**JIM BLUEBERG**  
N. CA, N. NV



**JON BUNNELL**  
Central/N. FL



**TRAVIS COLEMAN**  
AL, LA, MS



**DAN COX**  
S. CA, HI




**JD FRENCH**  
AR, IA, KS, MO, NE, ND, SD



**JEREMY GORDON**  
MI, OH, WV



**TED LEKAS**  
CT, ME, MA, NH, RI, VT,  
E. Canada



**CHRIS LIONETTI**  
GA



**CODY MARTIN**  
AK, ID, MT, OR, WA, WY,  
W. Canada




**KEVIN MARTIN**  
S. CA, S. NV



**TREY MCNICKLE**  
N. TX, OK



**FREDDY PÉREZ**  
KY, TN



**LOU SÁNCHEZ**  
S. FL, Puerto Rico



**ALAN SANDBERG**  
MD, NJ, NY, DE, VA, PA,  
Washington D.C.



**DARIN VAUGHAN**  
S. TX



**RICKY WILSON**  
AZ, CO, NM, UT, El Paso

FRONT OFFICE

MANAGER & STAFF

PLAYER BIOS

SEASON IN REVIEW

PLAYER DEVELOPMENT

BRAVES HISTORY

OPPONENTS

MISCELLANEOUS

# ATLANTA BRAVES NO. 1 DRAFT CHOICES

Year	Selection #	Regular Phase	Secondary Phase
1966	11	Al Santorini, P	Oscar Brown, OF
1967	12	Andy Finlay, OF	Garry Hill, P
1968	7	Curtis Moore, C	Larry Pyre, P
1969	12	Gene Holbert, C	Gary Robson, P
1970	21	Ron Broaddus, P	William Hodge, C
1971	10	Taylor Duncan, INF	Mike Beard, P
1972	11	Preston Hanna, P	Mike Bahnrick, P
1973	10	Pat Rockett, SS	No Selection
1974	5	Dale Murphy, C	Scott McGlamory, P
1975	18	Don Young, C	David Stevens, OF
1976	3	Ken Smith, 1B	Gerald Price, INF
1977	4	Tim Cole, P	Mark Martin, C
1978	1	Bob Horner, 3B	James Watkins, C
1979	4	Brad Komminsk, OF	No Selection
1980	3	Ken Dayley, P	Jeff Dedmon, P
1981	12	Jay Roberts, OF	John Wallace, OF
1982	9	Duane Ward, P	John Bryant, CF
1983	74 (3rd round)	Marty Clary, P	Kevin Williamson, P
1984	19	Drew Denson, 1B	Jeff Blauser, SS
1985	14	Tommy Greene, P	Dodd Johnson, INF
1986	5	Kent Mercker, P	Kevin Brown, P
1987	6	Derek Lilliquist, P	No Second Phase
1988	3	Steve Avery, P	No Second Phase
1989	2	Tyler Houston, C	No Second Phase
1990	1	Chipper Jones, SS	No Second Phase
1991	2	Mike Kelly, OF	No Second Phase
1992	21	Jamie Arnold, P	No Second Phase
1993	66 (2nd round)	Andre King, OF*	No Second Phase
1994	27	Jacob Shumate, P	No Second Phase
1995	26	Chad Hutchinson, P**	No Second Phase
1996	27	A.J. Zapp, 1B	No Second Phase
1997	29	Troy Cameron, SS	No Second Phase
1998	52 (2nd round)	Matthew Belisle, P#	No Second Phase
1999	81 (2nd round)	Matteaus Butler, P@	No Second Phase
2000	29	Adam Wainwright, P	No Second Phase
2001	24	Macay McBride, LHP	No Second Phase
2002	23	Jeff Francoeur, OF	No Second Phase
2003	35 (Supplemental round)	Luis Atilano, P	No Second Phase
2004	71 (2nd round)	Eric Campbell, 3B^	No Second Phase
2005	27	Joey Devine, RHP	No Second Phase
2006	24	John (Cody) Johnson, OF	No Second Phase
2007	14	Jason Heyward, OF	No Second Phase
2008	40	Brett DeVall, LHP%	No Second Phase
2009	7	Mike Minor, LHP	No Second Phase
2010	35 (Supplemental round)	Matt Lipka, SS^^	No Second Phase
2011	28	Sean Gilmartin, LHP	No Second Phase
2012	21	Lucas Sims, RHP	No Second Phase
2013	31 (Supplemental round)	Jason Hursh, RHP&	No Second Phase
2014	32 (Supplemental round)	Braxton Davidson, OF\$	No Second Phase
2015	14	Kolby Allard, LHP	No Second Phase
	28	Mike Soroka, RHP+	No Second Phase
	41 (Competitive Balance-A)	Austin Riley, 3B!	No Second Phase
2016	3	Ian Anderson, RHP	No Second Phase
	40 (Competitive Balance-A)	Joey Wentz, LHP++	No Second Phase
2017	5	Kyle Wright, RHP	No Second Phase
2018	8	Carter Stewart, RHP**	No Second Phase
2019	9	Shea Langeliers, C##	No Second Phase
	21	Braden Shewmake, SS	No Second Phase

\*\*Did not sign

## First-Round Selection Transactions

\*Braves' selection was sent to Chicago for Greg Maddux.

#Braves' selection was sent to Colorado for Andres Galarraga.

@Braves' selection was sent to St. Louis for Brian Jordan.

^ Braves' selection was sent to Texas for John Thomson.

% Braves' selection was sent to New York (NL) for Tom Glavine.

^^ Braves' selection was sent to Boston for Billy Wagner.

& Braves' selection was sent to Tampa Bay for B.J. Upton.

\$ Braves' selection was sent to Kansas City for Ervin Santana.

+ Braves awarded selection for Ervin Santana.

! Braves acquired competitive balance round-A selection as part of a six-player trade on April 5, 2015.

++ Braves acquired competitive balance round-A selection as part of a three-team, 13-player trade on July 30, 2015.

## Braves' selection for not signing 2018 first-round draft pick RHP Carter Stewart





**BRAVES HISTORY**

# BRAVES YEARLY FINISHES

## BOSTON (1876-1952)

Year	Pos.	Won	Lost	Pct.	GB/GA	HR	Bat Avg	ERA	Fld Avg	Manager	Attendance
1876	4	39	31	.557	-15.0	9	.266	2.51	.860	Harry Wright	
1877	1	42	18	.700	+7.0	4	.296	2.15	.888	Harry Wright	
1878	1	41	19	.683	+4.0	2	.241	2.32	.914	Harry Wright	
1879	2	54	30	.643	-5.0	30	.274	2.19	.913	Harry Wright	
1880	6	40	44	.476	-27.0	20	.253	3.08	.901	Harry Wright	
1881	6	38	45	.458	-17.5	5	.251	2.71	.908	Harry Wright	
1882	3	45	39	.536	-10.0	15	.264	2.80	.910	John Morrill	
1883	1	63	35	.643	+4.0	34	.276	2.55	.900	Jack Burdock (31-26) John Morrill (32-9)	
1884	2	73	38	.658	-10.5	36	.254	2.47	.921	John Morrill	
1885	5	46	66	.411	-41.0	22	.232	3.03	.901	John Morrill	
1886	5	56	61	.479	-30.5	24	.260	3.24	.906	John Morrill	
1887	5	61	60	.504	-16.5	54	.277	4.41	.905	John Morrill	
1888	4	70	64	.522	-15.5	56	.245	2.41	.916	John Morrill	
1889	2	83	45	.648	-1.0	43	.270	3.36	.926	Jim Hart	
1890	5	76	57	.571	-12.0	31	.258	2.93	.934	Frank Selee	
1891	1	87	51	.630	+3.5	51	.255	2.76	.937	Frank Selee	
1892	1	102	48	.680	+8.5	34	.250	2.86	.930	Frank Selee	
1893	1	86	43	.667	+15.0	64	.290	4.43	.936	Frank Selee	
1894	3	83	49	.629	-8.0	103	.331	5.41	.925	Frank Selee	
1895	4	71	60	.542	-16.5	54	.290	4.27	.934	Frank Selee	
1896	4	74	57	.565	-17.0	36	.300	3.78	.933	Frank Selee	
1897	1	93	39	.705	+2.0	45	.319	3.65	.950	Frank Selee	
1898	1	102	47	.685	+6.0	53	.290	2.98	.949	Frank Selee	
1899	2	95	57	.625	-8.0	41	.287	3.26	.951	Frank Selee	
1900	4	66	72	.478	-17.0	50	.283	3.72	.952	Frank Selee	
1901	5	69	69	.500	-20.5	28	.249	2.90	.951	Frank Selee	146,502
1902	3	73	64	.533	-29.0	15	.249	2.61	.958	Al Buckenberger	116,960
1903	6	58	80	.420	-32.0	26	.245	3.34	.937	Al Buckenberger	143,155
1904	7	55	98	.359	-51.0	24	.237	3.43	.946	Al Buckenberger	140,694
1905	7	51	103	.331	-54.5	17	.234	3.52	.950	Fred Tenney	150,003
1906	8	49	102	.325	-66.5	16	.226	3.18	.947	Fred Tenney	143,280
1907	7	58	90	.392	-47.0	22	.243	3.33	.960	Fred Tenney	203,221
1908	6	63	91	.409	-36.0	17	.239	2.79	.961	Joe Kelley	253,750
1909	8	45	108	.294	-65.5	15	.223	3.20	.946	Harry Bowerman (23-55) Frank Smith (22-53)	195,188
1910	8	53	100	.346	-50.5	31	.246	3.22	.954	Fred Lake	149,027
1911	8	44	107	.291	-54.0	37	.267	5.08	.946	Fred Tenney	116,000
1912	8	52	101	.340	-52.0	35	.271	4.17	.953	Johnny Kling	121,000
1913	5	69	82	.457	-31.5	32	.256	2.09	.957	George Stallings	208,000
1914#t	1	94	59	.614	+10.5	35	.251	2.74	.963	George Stallings	382,913
1915	2	83	69	.546	-7.0	17	.240	2.57	.966	George Stallings	376,283
1916	3	89	63	.586	-4.0	22	.233	2.19	.967	George Stallings	313,495
1917	6	72	81	.471	-25.5	22	.246	2.77	.965	George Stallings	174,253
1918	7	53	71	.427	-28.5	13	.244	2.91	.965	George Stallings	84,938
1919	6	57	82	.410	-38.5	24	.253	3.17	.966	George Stallings	167,401
1920	7	62	90	.408	-30.0	23	.260	3.54	.963	George Stallings	162,483
1921	4	79	74	.516	-15.0	61	.290	3.90	.968	Fred Mitchell	318,627
1922	8	53	100	.346	-39.5	32	.263	4.37	.965	Fred Mitchell	167,965
1923	7	54	100	.351	-41.5	32	.273	4.44	.964	Fred Mitchell	227,802
1924	8	53	100	.346	-40.0	25	.256	4.46	.973	Dave Bancroft	117,478
1925	5	70	83	.458	-25.0	41	.292	4.39	.964	Dave Bancroft	313,528
1926	7	66	86	.434	-22.0	16	.277	4.03	.966	Dave Bancroft	303,598
1927	7	60	94	.390	-34.0	37	.279	4.22	.963	Dave Bancroft	288,685
1928	7	50	103	.327	-44.5	52	.275	4.83	.968	Jack Slattery (11-20) Rogers Hornsby (39-83) Judge Emil Fuchs	227,001 372,351
1929	8	56	98	.364	-43.0	32	.280	5.12	.966		

BRAVES YEARLY FINISHES

Year	Pos.	Won	Lost	Pct.	GB/GA	HR	Bat		Fld	Manager	Attendance
							Avg	ERA	Avg		
1930	6	70	84	.455	-22.0	66	.281	4.91	.970	Bill McKechnie	464,835
1931	7	64	90	.416	-37.0	34	.258	3.90	.972	Bill McKechnie	515,005
1932	5	77	77	.500	-13.0	63	.265	3.53	.975	Bill McKechnie	507,606
1933	4	83	71	.539	-9.0	54	.252	2.96	.977	Bill McKechnie	517,803
1934	4	78	73	.517	-16.0	83	.272	4.11	.972	Bill McKechnie	303,205
1935	8	38	115	.248	-61.5	75	.263	4.93	.966	Bill McKechnie	232,754
1936	6	71	83	.461	-21.0	68	.265	3.94	.970	Bill McKechnie	340,585
1937	5	79	73	.520	-16.0	63	.247	3.22	.974	Bill McKechnie	385,339
1938	5	77	75	.507	-12.0	54	.250	3.40	.971	Casey Stengel	341,149
1939	7	63	88	.417	-32.5	56	.264	3.71	.970	Casey Stengel	285,994
1940	7	65	87	.428	-34.5	59	.256	4.36	.969	Casey Stengel	241,616
1941	7	62	92	.403	-38.0	48	.251	3.95	.969	Casey Stengel	263,680
1942	7	59	89	.399	-44.0	68	.240	3.76	.976	Casey Stengel	285,332
1943	6	68	85	.444	-36.5	39	.233	3.25	.972	Casey Stengel (47-60) Bob Coleman (21-25)	271,289
1944	6	65	89	.422	-40.0	79	.246	3.67	.970	Bob Coleman	208,691
1945	6	67	85	.441	-30.0	101	.267	4.04	.968	Bob Coleman (42-49) Del Bissonette (25-36)	374,178
1946	4	81	72	.529	-15.5	44	.264	3.37	.971	Billy Southworth	969,673
1947	3	86	68	.558	-8.0	85	.275	3.62	.974	Billy Southworth	1,277,361
1948#	1	91	62	.595	+6.5	95	.275	3.38	.976	Billy Southworth	1,455,439
1949	4	75	79	.487	-22.0	103	.248	3.99	.975	B. Southworth (55-54) Johnny Cooney (20-25)	1,081,795
1950	4	83	71	.539	-8.0	148	.263	4.14	.969	Billy Southworth	944,391
1951	4	76	78	.494	-20.5	130	.262	3.75	.975	Billy Southworth (28-31) Tommy Holmes (48-47)	487,475
1952	7	64	89	.418	-32.0	110	.233	3.78	.974	Tommy Holmes (13-22) Charlie Grimm (51-67)	281,278

MILWAUKEE (1953-1965)

Year	Pos.	Won	Lost	Pct.	GB/GA	HR	Bat		Fld	Manager	Attendance
							Avg	ERA	Avg		
1953	2	92	62	.597	-13.0	156	.266	3.30	.976	Charlie Grimm	1,826,397
1954	3	89	65	.578	-8.0	139	.265	3.19	.980	Charlie Grimm	2,131,388
1955	2	85	69	.552	-13.5	182	.261	3.85	.975	Charlie Grimm	2,005,836
1956	2	92	62	.597	-1.0	177	.259	3.11	.978	Charlie Grimm (24-22) Fred Haney (68-40)	2,046,331
1957#t	1	95	59	.617	+8.0	199	.269	3.47	.980	Fred Haney	2,215,404
1958#	1	92	62	.597	+8.0	167	.266	3.21	.980	Fred Haney	1,971,101
1959	2	86	70	.551	-2.0	177	.265	3.51	.979	Fred Haney	1,749,112
1960	2	88	66	.571	-7.0	170	.265	3.76	.976	Chuck Dressen	1,497,799
1961	4	83	71	.539	-10.0	188	.258	3.89	.981	Chuck Dressen	1,101,441
1962	5	86	76	.531	-15.5	181	.252	3.68	.980	Birdie Tebbetts	766,921
1963	6	84	78	.519	-15.0	139	.244	3.26	.979	Bobby Bragan	773,018
1964	5	88	74	.543	-5.0	159	.272	4.12	.976	Bobby Bragan	910,911
1965	5	86	76	.531	-11.0	196	.256	3.52	.977	Bobby Bragan	555,584

ATLANTA (1966-2016)

Year	Pos.	Won	Lost	Pct.	GB/GA	HR	Bat		Fld	Manager	Attendance
							Avg	ERA	Avg		
1966	5	85	77	.525	-10.0	207	.263	3.68	.976	Bobby Bragan (52-59) Billy Hitchcock (33-18)	1,539,801
1967	7	77	85	.475	-24.5	158	.240	3.47	.978	Billy Hitchcock (77-82) Ken Silvestri (0-3)	1,389,222
1968	5	81	81	.500	-16.0	80	.252	2.92	.980	Luman Harris	1,126,540
1969	1W@	93	69	.574	+3.0	141	.258	3.53	.981	Luman Harris	1,458,320
1970	5W	76	86	.469	-26.0	160	.270	4.33	.977	Luman Harris	1,078,848
1971	3W	82	80	.506	-8.0	153	.257	3.75	.977	Luman Harris	1,006,320
1972	4W	70	84	.455	-25.0	144	.258	4.27	.974	Luman Harris (47-57) Eddie Mathews (23-27)	752,973

BRAVES YEARLY FINISHES

Year	Pos.	Won	Lost	Pct.	GB/GA	HR	Bat Avg	ERA	Fld Avg	Manager	Attendance
1973	5W	76	85	.472	-22.5	206	.266	4.25	.974	Eddie Mathews	800,655
1974	3W	88	74	.543	-14.0	120	.249	3.05	.979	Eddie Mathews (50-49) *Clyde King (38-25)	981,085
1975	5W	67	94	.416	-40.5	107	.244	3.91	.972	Clyde King (58-76) Connie Ryan (9-18)	534,672
1976	6W	70	92	.432	-32.0	82	.245	3.86	.973	Dave Bristol	818,179
1977	6W	61	101	.371	-37.0	139	.254	4.85	.972	Dave Bristol (61-100) Ted Turner (0-1)	872,464
1978	6W	69	93	.426	-26.0	123	.244	4.08	.975	Bobby Cox	904,494
1979	6W	66	94	.413	-23.5	126	.256	4.18	.970	Bobby Cox	769,465
1980	4W	81	80	.503	-11.0	144	.250	3.77	.975	Bobby Cox	1,048,411
1981*	4W	25	29	.462	-9.5					(Split season, players strike)	
	5W	25	27	.481	-7.5	64	.243	3.45	.976	*Bobby Cox	535,418
<b>1982</b>	<b>1W</b>	<b>89</b>	<b>73</b>	<b>.549</b>	<b>+1.0</b>	<b>146</b>	<b>.256</b>	<b>3.82</b>	<b>.979</b>	<b>Joe Torre</b>	<b>1,801,985</b>
1983	2W	88	74	.543	-3.0	130	.272	3.67	.978	Joe Torre	2,119,935
1984	2W	80	82	.494	-12.0	111	.247	3.57	.978	Joe Torre	1,724,892
1985	5W	66	96	.407	-29.0	126	.246	4.19	.976	Eddie Haas (50-71) Bobby Wine (16-25)	1,350,137
1986	6W	72	89	.447	-23.5	138	.250	3.97	.978	Chuck Tanner	1,387,181
1987	5W	69	92	.426	-20.5	152	.258	4.63	.982	Chuck Tanner	1,217,402
1988	6W	54	106	.338	-39.5	96	.242	4.09	.975	Chuck Tanner (12-27) Russ Nixon (42-79)	848,089
1989	6W	63	97	.394	-28.0	128	.234	3.70	.976	Russ Nixon	984,930
1990	6W	65	97	.401	-26.0	162	.250	4.58	.974	Russ Nixon (25-40) Bobby Cox (40-57)	980,129
1991	1W#	94	68	.580	+1.0	141	.258	3.49	.978	Bobby Cox	2,140,217
1992	1W#	98	64	.605	+8.0	138	.254	3.14	.982	Bobby Cox	3,077,400
1993	1W	104	58	.642	+1.0	169	.262	3.14	.983	Bobby Cox	3,884,720
1994	2E\$	68	46	.596	-6.0	137	.267	3.57	.982	Bobby Cox	2,539,240
1995	1E#t	90	54	.625	+21.0	168	.250	3.44	.982	Bobby Cox	2,561,831
1996	1E#	96	66	.593	+8.0	197	.270	3.52	.980	Bobby Cox	2,901,242
1997	1E	101	61	.623	+9.0	174	.270	3.18	.982	Bobby Cox	3,464,488
1998	1E	106	56	.654	+18.0	215	.272	3.25	.985	Bobby Cox	3,361,350
1999	1E#	103	59	.636	+6.5	197	.266	3.63	.982	Bobby Cox	3,284,897
2000	1E	95	67	.586	+1.0	179	.271	4.06	.979	Bobby Cox	3,234,301
2001	1E	88	74	.543	+2.0	174	.260	3.59	.983	Bobby Cox	2,823,494
2002*	1E	101	59	.631	+19.0	164	.260	3.13	.982	Bobby Cox	2,603,484
2003	1E	101	61	.623	+10.0	235	.284	4.10	.981	Bobby Cox	2,401,084
2004	1E	96	66	.593	+10.0	178	.270	3.74	.981	Bobby Cox	2,322,565
2005	1E	90	72	.556	+2.0	184	.265	3.98	.986	Bobby Cox	2,521,167
2006	3E	79	83	.488	-18.0	222	.270	4.60	.984	Bobby Cox	2,550,524
2007	3E	84	78	.519	-5.0	176	.275	4.11	.983	Bobby Cox	2,745,210
2008	4E	72	90	.444	-20.0	130	.270	4.46	.983	Bobby Cox	2,532,834
2009	3E	86	76	.531	-6.0	149	.263	3.57	.985	Bobby Cox	2,373,631
2010	2E+	91	71	.562	-6.0	139	.258	3.56	.980	Bobby Cox	2,510,119
2011	2E	89	73	.549	-13.0	173	.243	3.48	.987	Fredi Gonzalez	2,372,940
2012	2E+	94	68	.580	-4.0	149	.247	3.42	.986	Fredi Gonzalez	2,420,171
2013	1E	96	66	.593	+10.0	181	.249	3.18	.986	Fredi Gonzalez	2,548,679
2014	2E	79	83	.488	-17.0	123	.241	3.38	.986	Fredi Gonzalez	2,354,305
2015	4E	67	95	.414	-23.0	100	.251	4.41	.933	Fredi Gonzalez	2,001,392
2016	5E	68	93	.422	-26.5	122	.255	4.51	.960	Fredi Gonzalez (9-28) Brian Snitker (59-65)	2,020,914
2017	3E	72	90	.444	-25.0	165	.263	4.72	.984	Brian Snitker	2,505,297
2018	1E	90	72	.556	+8.0	175	.257	3.75	.949	Brian Snitker	2,555,782
2019	1E	97	65	.599	+4.0	249	.258	4.19	.987	Brian Snitker	2,655,100

\* Also tied one game.

t World Champions; # National League Champions; + Wild Card.

W West Division; E East Division.

@ Start of Divisional Play; \$ Start of Three Division Play; Season ended with players' strike on August 12.

## BRAVES CLINCH DATES

Year	Division	Date Clinched	Games Played* (Record)	Final Record	Final Games Ahead
1969	West	September 30	161 (93-68)	93-69	3.0
1982	West	October 3	162 (89-73)	89-73	1.0
1991	West	October 5	161 (94-67)	94-68	1.0
1992	West	September 29	156 (94-62)	98-64	8.0
1993	West	October 3	162 (104-58)	104-58	1.0
1995	East	September 13	129 (81-48)	90-54	21.0
1996	East	September 22	155 (93-62)	96-66	8.0
1997	East	September 22	156 (98-58)	101-61	9.0
1998	East	September 14	151 (96-55)	106-56	18.0
1999	East	September 26	156 (99-57)	103-59	6.5
2000	East	September 26	157 (94-63)	95-67	1.0
2001	East	October 5	160 (87-73)	88-74	2.0
2002	East	September 9	142 (90-51)	101-59	19.0
2003	East	September 18	153 (95-58)	101-61	10.0
2004	East	September 24	154 (90-64)	96-66	10.0
2005	East	September 27	158 (90-68)	90-72	2.0
2010	Wild Card	October 3	162 (91-71)	91-71	1.0
2012	Wild Card	September 26	154 (89-65)	94-68	6.0
2013	East	September 22	155 (92-63)	96-66	10.0
2018	East	September 22	155 (87-68)	90-72	8.0
2019	East	September 20	155 (95-60)	97-65	4.0

\*Games completed and record at the end of play on "clinch day."

## NATIONAL LEAGUE PENNANT WINNERS

Year	Record	Manager	Year	Record	Manager
1877	42-18	Harry Wright	1948	91-62	Billy Southworth
1878	41-19	Harry Wright	1957	95-59	Fred Haney
1883	63-35	Jack Burdock, John Morrill	1958	92-62	Fred Haney
1891	87-51	Frank Selee	1991	94-68	Bobby Cox
1892	102-48	Frank Selee	1992	98-64	Bobby Cox
1893	86-43	Frank Selee	1995	90-54	Bobby Cox
1897	93-39	Frank Selee	1996	96-66	Bobby Cox
1898	102-47	Frank Selee	1999	103-59	Bobby Cox
1914	94-59	George Stallings			

## BRAVES WINNINGEST MANAGERS

Below is a list of the top 10 winningest managers by total wins in franchise history.

Manager	Years	Games	Wins	Losses	Ties	Pct.
Bobby Cox	1978-81, 1990-2010	3,860	2,149	1,709	2	.557
Frank Selee	1890-1901	1,677	1,004	649	24	.607
George Stallings	1913-20	1,202	579	597	26	.492
Bill McKechnie	1930-37	1,235	560	666	9	.457
Fredi Gonzalez	2011-16	847	434	413	0	.512
Billy Southworth	1946-51	789	424	358	7	.542
Luman Harris	1968-72	754	379	373	2	.504
Casey Stengel	1938-43	870	373	491	6	.432
Fred Haney	1956-59	575	341	231	3	.596
Charlie Grimm	1952-56	631	341	285	5	.545

# BRAVES IN THE WORLD SERIES

## 1914 WORLD SERIES

### BOSTON 4, PHILADELPHIA 0

Manager George Stallings' "Miracle Braves," who climbed out of the cellar in July to win the pennant, swept Connie Mack's great Philadelphia Athletics in four games. The Braves were built around the pitching trio of Dick Rudolph, Bill James and George Tyler and the second base combination of

Johnny Evers and Rabbit Maranville. Catcher Hank Gowdy, who batted .243 for the season, had a .545 average for the Series, including a homer, triple, three doubles and a single.

#### Game 1 - Friday, October 9

Boston 0 2 0 0 1 3 0 1 0 - 7 11 2  
Phila. 0 1 0 0 0 0 0 0 0 - 1 5 0

W: Rudolph L: Bender T: 1:58 Att: 20,562

#### Game 2 - Saturday, October 10

Boston 0 0 0 0 0 0 0 0 1 - 1 7 1  
Phila. 0 0 0 0 0 0 0 0 0 - 0 2 1

W: James L: Plank T: 1:56 Att: 20,562

#### Game 3 - Monday, October 12

Phila. 1 0 0 1 0 0 0 0 0 2 0 0 - 4 8 2  
Boston 0 1 0 1 0 0 0 0 0 2 0 1 - 5 9 1

W: James L: Bush T: 3:06 Att: 35,520

#### Game 4 - Tuesday, October 13

Phila. 0 0 0 0 1 0 0 0 0 - 1 7 0  
Boston 0 0 0 1 2 0 0 0 x - 3 6 0

W: Rudolph L: Shawkey T: 1:49 Att: 34,365

## 1948 WORLD SERIES

### CLEVELAND 4, BOSTON 2

The Braves, under manager Billy Southworth, won their first National League pennant in 34 years, but lost in the World Series to Lou Boudreau and the Indians. Gene Bearden, a Navy veteran of World War II, was Cleveland's pitching hero. Bob Feller

allowed Boston only two hits in the opening game but lost it to Johnny Sain, 1-0. Boston's only other victory was in Game 5, 11-5, as Bob Elliott smashed successive home runs off Feller.

#### Game 1 - Wednesday, October 6

Cleve. 0 0 0 0 0 0 0 0 0 - 0 4 0  
Boston 0 0 0 0 0 0 0 1 x - 1 2 2

W: Sain L: Feller T: 1:42 Att: 40,135

#### Game 2 - Thursday, October 7

Cleve. 0 0 0 2 1 0 0 0 1 - 4 8 1  
Boston 1 0 0 0 0 0 0 0 0 - 1 8 3

W: Lemon L: Spahn T: 2:14 Att: 39,633

#### Game 3 - Friday, October 8

Boston 0 0 0 0 0 0 0 0 0 - 0 5 1  
Cleve. 0 0 1 1 0 0 0 0 x - 2 5 0

W: Bearden L: Bickford T: 1:35 Att: 70,306

#### Game 4 - Saturday, October 9

Boston 0 0 0 0 0 0 1 0 0 - 1 7 0  
Cleve. 1 0 1 0 0 0 0 0 0 - 2 5 0

W: Gromek L: Sain T: 1:31 Att: 81,897

#### Game 5 - Sunday, October 10

Boston 3 0 1 0 0 1 6 0 0 - 11 12 0  
Cleve. 1 0 0 4 0 0 0 0 0 - 5 6 2

W: Spahn L: Feller T: 2:39 Att: 86,288

#### Game 6 - Monday, October 11

Cleve. 0 0 1 0 0 2 0 1 0 - 4 10 0  
Boston 0 0 0 1 0 0 0 2 0 - 3 9 0

W: Lemon L: Voiselle T: 2:17 Att: 40,103



Johnny Evers chats with the umpires during the 1914 World Series.

## 1957 WORLD SERIES

## MILWAUKEE 4, NEW YORK 3

Sensational Lew Burdette had three victories and pitched 24 consecutive scoreless innings to defeat a New York team that was making its eighth Series appearance in nine years under the leadership of Casey Stengel. Warren Spahn was the winning pitcher in Milwaukee's other victory.

**Game 1 - Wednesday, October 2**

Milwaukee 0 0 0 0 0 0 1 0 0 - 1 5 0  
New York 0 0 0 0 1 2 0 0 x - 3 9 1

W: Ford L: Spahn T: 2:10 Att: 69,476

**Game 2 - Thursday, October 3**

Milwaukee 0 1 1 2 0 0 0 0 0 - 4 8 0  
New York 0 1 1 0 0 0 0 0 0 - 2 7 2

W: Burdette L: Shantz T: 2:26 Att: 65,202

**Game 3 - Saturday, October 5**

New York 3 0 2 2 0 0 5 0 0 - 12 9 0  
Milwaukee 0 1 0 0 2 0 0 0 0 - 3 8 1

W: Larsen L: Buhl T: 3:18 Att: 45,804

**Game 4 - Sunday, October 6**

New York 1 0 0 0 0 0 0 0 3 1 - 5 11 0  
Milwaukee 0 0 0 4 0 0 0 0 0 3 - 7 7 0

W: Spahn L: Grim T: 2:31 Att: 45,804

Eddie Mathews' 10th-inning homer won the fourth game after the famous Nippy Jones shoe polish incident. Burdette started the seventh and final game after Spahn was felled by the flu, and with only two days' rest, pitched a 5-0 shutout.

**Game 5 - Monday, October 7**

New York 0 0 0 0 0 0 0 0 0 - 0 7 0  
Milwaukee 0 0 0 0 0 1 0 0 x - 1 6 1

W: Burdette L: Ford T: 2:00 Att: 45,811

**Game 6 - Wednesday, October 9**

Milwaukee 0 0 0 0 1 0 1 0 0 - 2 4 0  
New York 0 0 2 0 0 0 1 0 x - 3 7 0

W: Turley L: Johnson T: 2:09 Att: 61,408

**Game 7 - Thursday, October 10**

Milwaukee 0 0 4 0 0 0 0 1 0 - 5 9 1  
New York 0 0 0 0 0 0 0 0 0 - 0 7 3

W: Burdette L: Larsen T: 2:34 Att: 61,207

## 1958 WORLD SERIES

## NEW YORK 4, MILWAUKEE 3

The Yankees, gaining revenge for their defeat the previous year, carried the Series to seven games and then won one of their greatest triumphs in Series play. They became only the second team in history to come back from a three-games-to-one

deficit and win the Fall Classic. Hank Bauer led the Yankees with 10 hits and eight RBI, while pitcher Bob Turley won the fifth game, saved the sixth and won the seventh. Warren Spahn won two games and Lew Burdette one for the Braves.

**Game 1 - Wednesday, October 1**

New York 0 0 0 1 2 0 0 0 0 0 - 3 8 1  
Milwaukee 0 0 0 2 0 0 0 1 0 1 - 4 10 0

W: Spahn L: Duren T: 2:10 Att: 46,367

**Game 2 - Thursday, October 2**

New York 1 0 0 1 0 0 0 0 3 - 5 7 0  
Milwaukee 7 1 0 0 0 0 2 3 x - 13 15 1

W: Burdette L: Turley T: 2:43 Att: 46,367

**Game 3 - Saturday, October 4**

Milwaukee 0 0 0 0 0 0 0 0 0 - 0 6 0  
New York 0 0 0 0 2 0 2 0 x - 4 4 0

W: Larsen L: Rush T: 2:42 Att: 71,599

**Game 4 - Sunday, October 5**

Milwaukee 0 0 0 0 0 1 1 1 0 - 3 9 0  
New York 0 0 0 0 0 0 0 0 0 - 0 2 1

W: Spahn L: Ford T: 2:17 Att: 71,563

**Game 5 - Monday, October 6**

Milwaukee 0 0 0 0 0 0 0 0 0 - 0 5 0  
New York 0 0 1 0 0 6 0 0 x - 7 10 1

W: Turley L: Burdette T: 2:19 Att: 65,279

**Game 6 - Wednesday, October 8**

New York 1 0 0 0 0 1 0 0 0 2 - 4 10 1  
Milwaukee 1 1 0 0 0 0 0 0 1 - 3 10 4

W: Duren L: Spahn T: 3:07 Att: 46,367

**Game 7 - Thursday, October 9**

New York 0 2 0 0 0 0 0 4 0 - 6 8 0  
Milwaukee 1 0 0 0 0 1 0 0 0 - 2 5 2

W: Turley L: Burdette T: 2:31 Att: 46,367

## 1991 WORLD SERIES

### MINNESOTA 4, ATLANTA 3

After completing their unprecedented ascents from last place in 1990 to the World Series in 1991, the Braves and Twins staged a Fall Classic epic. Four of the last five games were decided on the final pitch and five by one run, with three games going into extra innings. The Twins captured the first two contests at home before the Braves roared back, sweeping three games in Atlanta. Braves consensus MVP Mark Lemke was the catalyst, as

he singled in the game-winning run in Game 3, scored the game-winner in Game 4 and tripled twice in Game 5 on the way to a .417 Series batting average. Lonnie Smith became the first NL player in Series history to homer in three straight games. The Braves returned to Minnesota needing just one win, but Kirby Puckett and Series MVP Jack Morris led the Twins to consecutive wins and the championship.

#### Game 1 - Saturday, October 19

Atlanta 0 0 0 0 0 1 0 1 0 - 2 6 1  
 Minnesota 0 0 1 0 3 1 0 0 x - 5 9 1  
 W: Morris L: Leibrandt S: Aguilera T: 3:00 Att: 55,108

#### Game 2 - Sunday, October 20

Atlanta 0 1 0 0 1 0 0 0 0 - 2 8 1  
 Minnesota 2 0 0 0 0 0 0 1 x - 3 4 1  
 W: Tapani L: Glavine S: Aguilera T: 2:37 Att: 55,145

#### Game 3 - Tuesday, October 22

Minnesota 1 0 0 0 0 0 1 2 0 0 0 0 - 4 10 1  
 Atlanta 0 1 0 1 2 0 0 0 0 0 0 1 - 5 8 2  
 W: Clancy L: Aguilera T: 4:04 Att: 50,878

#### Game 4 - Wednesday, October 23

Minnesota 0 1 0 0 0 0 1 0 0 - 2 7 0  
 Atlanta 0 0 1 0 0 0 1 0 1 - 3 8 0  
 W: Stanton L: Guthrie T: 2:57 Att: 50,878

#### Game 5 - Thursday, October 24

Minnesota 0 0 0 0 0 3 0 1 1 - 5 7 1  
 Atlanta 0 0 0 4 1 0 6 3 x - 14 17 1  
 W: Glavine L: Tapani T: 2:59 Att: 50,878

#### Game 6 - Saturday, October 26

Atlanta 0 0 0 0 2 0 0 1 0 0 0 0 - 3 9 0  
 Minnesota 2 0 0 0 1 0 0 0 0 0 0 1 - 4 9 1  
 W: Aguilera L: Leibrandt T: 3:36 Att: 55,155

#### Game 7 - Sunday, October 27

Atlanta 0 0 0 0 0 0 0 0 0 0 - 0 7 0  
 Minnesota 0 0 0 0 0 0 0 0 0 1 - 1 5 2  
 W: Morris L: Pena T: 3:23 Att: 55,118

## 1992 WORLD SERIES

### TORONTO 4, ATLANTA 2

The Braves literally became "America's Team" as they met the Toronto Blue Jays in the first International World Series, with the Jays winning in six games. Atlanta suffered four one-run defeats, giving the Braves seven consecutive one-run losses in World Series play, dating to Game 5 of the 1991 series. The Braves began the Series in positive fashion, beating '91 Series nemesis Jack Morris in the opener, 3-1, behind Damon Berryhill's sixth-inning, three-run homer and complete game, four-hitter by Tom Glavine. Toronto answered back in Game 2 with a comeback 5-4 win, sparked

by a ninth-inning, pinch-hit homer by Ed Sprague. The Jays limited the Braves to a total of four runs over Games 3 and 4, giving the Jays a commanding three-games-to-one lead. Lonnie Smith's grand slam sparked a 7-2 win in Game 5 to keep the Braves' hopes alive. In Atlanta, the Braves were able to tie Game 6 in the bottom of the ninth on an Otis Nixon single, but the Jays prevailed, 4-3 in 11 innings, leaving the Braves as runners-up for the second consecutive year. Deion Sanders starred for the Braves, hitting .533 (8-for-15) with five stolen bases.

#### Game 1 - Saturday, October 17

Toronto 0 0 0 1 0 0 0 0 0 0 - 1 4 0  
 Atlanta 0 0 0 0 0 3 0 0 x - 3 4 0  
 W: Glavine L: Morris T: 2:37 Att: 51,673

#### Game 2 - Sunday, October 18

Toronto 0 0 0 0 2 0 0 1 2 - 5 9 2  
 Atlanta 0 1 0 1 2 0 0 0 0 0 - 4 5 1  
 W: Ward L: Reardon S: Henke T: 3:30 Att: 51,763

#### Game 3 - Tuesday, October 20

Atlanta 0 0 0 0 0 1 0 1 0 - 2 9 0  
 Toronto 0 0 0 1 0 0 0 1 1 - 3 6 1  
 W: Ward L: Avery T: 2:49 Att: 51,813

#### Game 4 - Wednesday, October 21

Atlanta 0 0 0 0 0 1 0 1 0 - 2 9 0  
 Toronto 0 0 0 1 0 0 0 1 1 - 3 6 1  
 W: Ward L: Avery T: 2:49 Att: 51,813

#### Game 5 - Thursday, October 22

Atlanta 1 0 0 1 5 0 0 0 0 - 7 13 0  
 Toronto 0 1 0 1 0 0 0 0 0 - 2 6 0  
 W: Smoltz L: Morris S: Stanton T: 3:05 Att: 50,878

#### Game 6 - Saturday, October 24

Toronto 1 0 0 1 0 0 0 0 0 0 2 - 4 14 1  
 Atlanta 0 0 1 0 0 0 0 0 1 0 1 - 3 8 1  
 W: Key L: Leibrandt S: Timlin T: 4:07 Att: 51,673

FRONT OFFICE  
 MANAGER & STAFF  
 PLAYER BIOS  
 SEASON IN REVIEW  
 PLAYER DEVELOPMENT  
 BRAVES HISTORY  
 OPPONENTS  
 MISCELLANEOUS



# 1995 WORLD SERIES

## ATLANTA 4, CLEVELAND 2

The Braves captured Atlanta's first championship in a major professional sport by defeating 100-game winner Cleveland in six games. Atlanta's pitching held the American League hitting leaders to a .179 batting average. Tom Glavine earned MVP honors as he notched wins in Game 2 and the decisive Game 6, allowing two earned runs and striking out 11 in 14 innings. The Braves captured Game 1 of the series at home, 3-2, behind Greg Maddux's two-hitter, Fred McGriff's homer in his first World Series at-bat and a Rafael Belliard suicide squeeze bunt. In Game 2 Glavine picked up a 4-3 win as catcher Javy Lopez slugged a game-deciding two-run homer. Cleveland took Game 3 at home, 7-6, in 11 innings, with John Smoltz lasting only 2.1 innings. After falling to Atlanta in Game 4, 5-2, behind a fine pitching effort by Steve Avery, the Indians avoided elimination at home by defeating Maddux, 5-4, in Game 5. The Braves won their first World Series in three tries since moving to Atlanta by winning Game 6, 1-0, behind Glavine's superb one-hit, eight-inning performance. David Justice provided the offense with a dramatic homer to right field in the sixth inning, and Mark Wohlers nailed down the save, his second of the series. Marquis Grissom collected nine hits in the series, giving him a MLB-record 25 for the postseason (11 Division Series, 5 NLCS). Grissom hit safely in all 14 postseason contests, the longest streak ever in one postseason. Third baseman Chipper Jones finished the postseason 19-for-53 (.358, 3 HR), setting a major league record for postseason hits by a rookie.

Ryan Klesko became the first player ever to homer in three straight World Series road games. It was the third World Championship in the history of the franchise, making the Braves the first team in history to win world titles in three different cities, the '95 Braves joining their predecessors in Boston (1914) and Milwaukee (1957).

### Game 1 - Saturday, October 21

Cleveland 1 0 0 0 0 0 0 0 1 - 2 2 0  
 Atlanta 0 1 0 0 0 0 2 0 x - 3 3 2  
 W: Maddux L: Hershiser T: 2:37 Att: 51,876

### Game 2 - Sunday, October 22

Cleveland 0 2 0 0 0 0 1 0 0 - 3 6 2  
 Atlanta 0 0 2 0 0 2 0 0 x - 4 9 2  
 W: Glavine L: Martinez S: Wohlers T: 3:17 Att: 51,877

### Game 3 - Tuesday, October 24

Atlanta 1 0 0 0 0 1 1 3 0 0 0 - 6 12 1  
 Cleveland 2 0 2 0 0 1 1 0 0 0 1 - 7 12 2  
 W: Mesa L: Pena T: 4:09 Att: 43,584

### Game 4 - Wednesday, October 25

Atlanta 0 0 0 0 0 1 3 0 1 - 5 11 1  
 Cleveland 0 0 0 0 0 1 0 0 1 - 2 6 0  
 W: Avery L: Hill S: Borbon T: 3:14 Att: 43,578

### Game 5 - Thursday, October 26

Atlanta 0 0 0 1 1 0 0 0 2 - 4 7 0  
 Cleveland 2 0 0 0 0 2 0 1 x - 5 8 1  
 W: Hershiser L: Maddux S: Mesa T: 2:33 Att: 43,595

### Game 6 - Saturday, October 28

Cleveland 0 0 0 0 0 0 0 0 0 - 0 1 1  
 Atlanta 0 0 0 0 0 1 0 0 x - 1 6 0  
 W: Glavine L: Poole S: Wohlers T: 3:36 Att: 51,875



The Braves celebrate after winning the 1995 World Series in six games over Cleveland.

## 1996 WORLD SERIES

## NEW YORK 4, ATLANTA 2

All signs pointed towards a second straight World Championship for the Braves as Atlanta captured the first two games in Yankee Stadium, but an inspired New York team rallied to win the last four contests and the title. Andruw Jones became an immediate World Series legend as he homered in his first two at-bats in Game 1 (3-for-4, 2 HR, 5 RBI), leading the Braves to a 12-1 triumph. Oakland's Gene Tenace (1972) is the only other player to perform that feat. At 19 years, 6 months and 28 days, Jones became the youngest player ever to homer in a Fall Classic. Greg Maddux shut down the Yankees in Game 2, 4-0, allowing only six hits and no walks in 8.0 innings. Of the 24 outs recorded by Maddux, two were strikeouts and 21 others came on ground balls. Fred McGriff had three RBI in Game 2, after getting two in Game 1, to give him 15 RBI for the postseason, a new major league mark. He finished with 16 RBI in the postseason. Including the final three victories over the Cardinals in the LCS, Atlanta had outscored its opponents, 48-2, in its last five games. In Atlanta, the Yankees' Bernie Williams broke a 1-1 tie with a two-run homer in the eighth inning of Game 3, leading New York to a 5-2 win. In Game 4, the Braves held a 6-0 lead entering the 6th inning, but three in half. Still, the Braves held a 6-3 lead in the eighth, when New York's Jim Leyritz reached Mark Wohlers for a three-run homer to tie the game at 6-6. Two 10th-inning runs by the Yankees proved decisive, and the Series was knotted at two games each after the longest game by time (4 hours, 17 minutes) in World Series history. The final game ever played in Atlanta-Fulton County Stadium saw New York's Andy Pettitte outduel John Smoltz 1-0 in Game 5, with the only score coming on a fourth-inning unearned run.

The Series returned to New York, where the Yankees wrapped up the championship by tagging Maddux for three runs in the third in their 3-2 victory. The Braves lost the Series despite standout performances by their top three starting pitchers (Smoltz: 0.64 ERA; Maddux: 1.72 ERA; Glavine: 1.29 ERA), and individual heroics on offense by Marquis Grissom (.444 BA) and Andruw Jones (.400 BA).

**Game 1 - Sunday, October 20**

Atlanta	0	2	6	0	1	3	0	0	0	-	12	13	0
New York	0	0	0	0	1	0	0	0	0	-	1	4	1

W: Smoltz L: Pettitte T: 3:02 Att: 56,365

**Game 2 - Monday, October 21**

Atlanta	1	0	1	0	1	1	0	0	0	-	4	10	0
New York	0	0	0	0	0	0	0	0	0	-	0	7	1

W: Maddux L: Key T: 2:44 Att: 56,340

**Game 3 - Tuesday, October 22**

New York	1	0	0	1	0	0	0	3	0	-	5	8	1
Atlanta	0	0	0	0	0	1	0	1	0	-	2	6	1

W: Cone L: Glavine S: Wetteland T: 3:22 Att: 51,843

**Game 4 - Wednesday, October 23**

New York	0	0	0	0	0	3	0	3	0	2	-	8	12
Atlanta	0	4	1	0	1	0	0	0	0	0	-	6	9

W: Lloyd L: Avery S: Wetteland T: 4:17 Att: 51,881

**Game 5 - Thursday, October 24**

New York	0	0	0	1	0	0	0	0	0	-	1	4	1
Atlanta	0	0	0	0	0	0	0	0	0	-	0	5	1

W: Pettitte L: Smoltz S: Wetteland T: 2:54 Att: 51,881

**Game 6 - Saturday, October 26**

Atlanta	0	0	0	1	0	0	0	0	1	-	2	8	0
New York	0	0	3	0	0	0	0	0	x	-	3	8	1

W: Key L: Maddux S: Wetteland T: 2:52 Att: 56,375



Fred McGriff and Javy Lopez greet Andruw Jones at home plate following the rookie's three-run homer in Game 1 of the 1996 World Series.

## 1999 WORLD SERIES

## NEW YORK 4, ATLANTA 0

In a rematch of the 1996 World Series, the Braves were held to just nine runs in a four-game sweep by the Yankees. Greg Maddux carried a 1-0 lead into the eighth inning of Game 1, thanks to a Chipper Jones homer in the fourth, but the Yankees parlayed three hits, three walks and two errors into four runs for a 4-1 victory. Jones' homer was Atlanta's only hit in the contest until Bret Boone's ninth-inning single. After the offense's two-hit performance in Game 1, manager Bobby Cox shook up the lineup, inserting Ozzie Guillen, Keith Lockhart and Greg Myers, but were held scoreless until the ninth inning of a 7-2 loss. Kevin Millwood was tagged for five runs (four ER) on eight hits in only 2.0 IP, marking his shortest outing of the season. A change of venue initially aided the offense in Game 3 at New York, as Bret Boone stroked three doubles in the first four innings to lead the Braves to a 5-1 lead.

A flu-weakened Tom Glavine allowed solo homers to Chad Curtis in the fifth and Tino Martinez in the seventh to narrow Atlanta's lead to 5-3, before the Yankees tied the score at 5-5 in the eighth on a two-run homer by Chuck Knoblauch, knocking Glavine out of the game. A scoreless ninth sent the contest into extra frames, with Curtis striking again, this time belting a leadoff homer off Mike Remlinger to give the Yankees their third straight win. The Braves, despite collecting 14 hits, were blanked over the final six innings. In Game 4, Roger Clemens shutout Atlanta over the first seven innings and the Yankees' three-run third proved decisive in the 4-1 finale. John Smoltz provided a stellar effort (7.0 IP, 5 H, 3 R, 3 BB, 11 K), but couldn't prevent the Braves' eighth straight loss in the World Series, dating back to Game 3 of the 1996 Fall Classic.

**Game 1 - Saturday, October 23**

New York 0 0 0 0 0 0 0 4 0 - 4 6 0  
Atlanta 0 0 0 1 0 0 0 0 0 - 1 2 1

W: Hernandez L: Maddux S: Rivera T: 2:57 Att: 51,342

**Game 2 - Sunday, October 24**

New York 3 0 2 1 1 0 0 0 0 - 7 14 1  
Atlanta 0 0 0 0 0 0 0 0 2 - 2 5 1

W: Cone L: Millwood T: 3:14 Att: 51,226

**Game 3 - Tuesday, October 26**

Atlanta 1 0 3 1 0 0 0 0 0 0 - 5 14 1  
New York 1 0 0 0 1 0 1 2 0 1 - 6 9 0

W: Rivera L: Remlinger T: 3:16 Att: 56,794

**Game 4 - Wednesday, October 27**

Atlanta 0 0 0 0 0 0 0 1 0 - 1 5 0  
New York 0 0 3 0 0 0 0 1 x - 4 8 0

W: Clemens L: Smoltz S: Rivera T: 2:58 Att: 56,752



Fans stand and cheer prior to Game 1 of the 1999 World Series.

## BRAVES WORLD SERIES HOME RUNS

The Braves have hit a total of 40 home runs in World Series play. Below is the homer-by-listing, with player, opposing pitcher, site, inning and men on base:

Date	Game No.	Player	Pitcher, Team	Site	Inn.	On
10/12/1914	2	Hank Gowdy	Bullet Joe Bush, PHA	BSN	10	0
10/09/1948	4	Marv Rickert	Steve Gromek, CLE	CLE	7	0
10/10/1948	5	Bob Elliott	Bob Feller, CLE	CLE	1	2
10/10/1948	5	Bob Elliott	Bob Feller, CLE	CLE	3	0
10/10/1948	5	Bill Salkeld	Bob Feller, CLE	CLE	6	0
10/03/1957	2	Johnny Logan	Bobby Shantz, NYY	NYA	3	0
10/05/1957	3	Hank Aaron	Don Larsen, NYY	MIL	5	1
10/06/1957	4	Hank Aaron	Tom Sturdivant, NYY	MIL	4	2
10/06/1957	4	Frank Torre	Tom Sturdivant, NYY	MIL	4	0
10/06/1957	4	Eddie Mathews	Bob Grim, NYY	MIL	10	2
10/09/1957	6	Frank Torre	Bob Turley, NYY	NYA	5	0
10/09/1957	6	Hank Aaron	Bob Turley, NYY	NYA	7	0
10/10/1957	7	Del Crandall	Tommy Byrne, NYY	NYA	8	0
10/02/1958	2	Bill Bruton	Bob Turley, NYY	MIL	1	0
10/02/1958	2	Lew Burdette	Duke Maas, NYY	MIL	1	2
10/09/1958	7	Del Crandall	Bob Turley, NYY	MIL	6	0
10/22/1991	3	David Justice	Scott Erickson, MIN	ATL	4	0
10/22/1991	3	Lonnie Smith	Scott Erickson, MIN	ATL	5	0
10/23/1991	4	Terry Pendleton	Jack Morris, MIN	ATL	3	0
10/23/1991	4	Lonnie Smith	Carl Willis, MIN	ATL	7	0
10/24/1991	5	David Justice	Kevin Tapani, MIN	ATL	4	1
10/24/1991	5	Lonnie Smith	David West, MIN	ATL	7	0
10/24/1991	5	Brian Hunter	Carl Willis, MIN	ATL	8	0
10/26/1991	6	Terry Pendleton	Scott Erickson, MIN	MIN	5	1
10/17/1992	1	Damon Berryhill	Jack Morris, TOR	ATL	6	2
10/22/1992	5	David Justice	Jack Morris, TOR	TOR	4	0
10/22/1992	5	Lonnie Smith	Jack Morris, TOR	TOR	5	3
10/21/1995	1	Fred McGriff	Orel Hershiser, CLE	ATL	2	0
10/22/1995	2	Javy Lopez	Dennis Martinez, CLE	ATL	6	1
10/24/1995	3	Fred McGriff	Charles Nagy, CLE	CLE	6	0
10/24/1995	3	Ryan Klesko	Charles Nagy, CLE	CLE	7	0
10/25/1995	4	Ryan Klesko	Ken Hill, CLE	CLE	6	0
10/26/1995	5	Luis Polonia	Orel Hershiser, CLE	CLE	4	0
10/26/1995	5	Ryan Klesko	Jose Mesa, CLE	CLE	9	1
10/28/1995	6	David Justice	Jim Poole, CLE	ATL	6	0
10/20/1996	1	Andruw Jones	Andy Pettitte, NYY	NYA	2	1
10/20/1996	1	Andruw Jones	Brian Boehringer, NYY	NYA	3	2
10/20/1996	1	Fred McGriff	Brian Boehringer, NYY	NYA	5	0
10/23/1996	4	Fred McGriff	Kenny Rogers, NYY	ATL	2	0
10/23/1999	1	Chipper Jones	Orlando Hernandez, NYY	ATL	4	0

Information courtesy of David Vincent, SABR



Andruw Jones hits one of his two Game 1 home runs in the 1996 World Series .

# BRAVES IN THE LEAGUE CHAMPIONSHIP SERIES

## 1969 LEAGUE CHAMPIONSHIP SERIES

### NEW YORK 3, ATLANTA 0

In the first season of divisional play, Atlanta became the first Western Division champion by winning 77 percent of its games in September, finishing the year with a 93-69 record. New York then swept the three-game Championship Series from the Braves.

#### Game 1 - Saturday, October 3

New York 0 2 0 2 0 0 0 5 0 - 9 10 1  
Atlanta 0 1 2 0 1 0 1 0 0 - 5 10 2  
W: Seaver L: Niekro S: Taylor T: 2:37 Att: 50,122

#### Game 2 - Sunday, October 5

New York 1 3 2 2 1 0 2 0 0 - 11 13 1  
Atlanta 0 0 0 1 5 0 0 0 0 - 6 9 3  
W: Taylor L: Reed S: McGraw T: 3:10 Att: 50,170

#### Game 3 - Monday, October 6

Atlanta 2 0 0 0 2 0 0 0 0 - 4 8 1  
New York 0 0 1 2 3 1 0 0 x - 7 14 0  
W: Ryan L: Jarvis T: 2:24 Att: 53,195

## 1982 LEAGUE CHAMPIONSHIP SERIES

### ST. LOUIS 3, ATLANTA 0

First-year manager Joe Torre got the Braves off to a Major League-record 13 consecutive wins at the start of the season en route to the club's first divisional title in 13 years. St. Louis swept the Braves in the LCS as Atlanta was outscored 17-5 and was held to just 15 hits in three games

#### Game 1 - Thursday, October 7

Atlanta 0 0 0 0 0 0 0 0 0 - 0 3 0  
St. Louis 0 0 1 0 0 5 0 1 x - 7 13 1  
W: Forsch L: Pérez T: 2:25 Att: 53,008

#### Game 2 - Saturday, October 9

Atlanta 0 0 2 0 1 0 0 0 0 - 3 6 0  
St. Louis 1 0 0 0 0 1 0 1 1 - 4 9 1  
W: Sutter L: Garber T: 2:46 Att: 53,408

#### Game 3 - Sunday, October 10

St. Louis 0 4 0 0 1 0 0 0 1 - 6 12 0  
Atlanta 0 0 0 0 0 0 2 0 0 - 2 6 1  
W: Andujar L: Camp T: 2:51 Att: 52,173

## 1991 LEAGUE CHAMPIONSHIP SERIES

### ATLANTA 4, PITTSBURGH 3

Led by the sensational pitching of Steve Avery and John Smoltz, Atlanta overcame a three-games-to-two deficit on the road and won its first-ever NL pennant. Avery landed MVP honors after setting an NLCS record with 16.1 scoreless innings while winning 1-0 decisions in Games 2 and 6; Smoltz fired a six-hit shutout in Game 7 in the Braves' 4-0 clincher. In the best pitching exhibition ever seen in NLCS play, Braves' hurlers held the Pirates scoreless the last 22 innings of the series, and the last 27 innings at Pittsburgh, on the way to a 1.57 series ERA against the league's top offense.

#### Game 1 - Wednesday, October 9

Atlanta 0 0 0 0 0 0 0 0 1 - 1 5 1  
Pittsburgh 1 0 2 0 0 1 0 1 x - 5 8 1  
W: Drabek L: Glavine T: 2:52 Att: 57,347

#### Game 2 - Thursday, October 10

Atlanta 0 0 0 0 0 1 0 0 0 - 1 8 0  
Pittsburgh 0 0 0 0 0 0 0 0 0 - 0 6 0  
W: Avery L: Smith S: Pena T: 2:46 Att: 57,533

#### Game 3 - Saturday, October 12

Pittsburgh 1 0 0 1 0 0 1 0 0 - 3 10 2  
Atlanta 4 1 1 0 0 0 1 3 x - 10 11 0  
W: Smoltz L: Smiley S: Pena T: 3:22 Att: 50,905

#### Game 4 - Sunday, October 13

Pittsburgh 0 1 0 0 1 0 0 0 0 1 - 3 11 1  
Atlanta 2 0 0 0 0 0 0 0 0 - 2 7 1  
W: Belinda L: Mercker T: 3:43 Att: 51,109

#### Game 5 - Monday, October 14

Pittsburgh 0 0 0 0 1 0 0 0 0 - 1 6 2  
Atlanta 0 0 0 0 0 0 0 0 0 - 0 9 1  
W: Smith L: Glavine S: Mason T: 2:51 Att: 51,109

#### Game 6 - Saturday, October 26

Atlanta 0 0 0 0 0 0 0 0 1 - 1 7 0  
Pittsburgh 0 0 0 0 0 0 0 0 0 - 0 4 0  
W: Avery L: Drabek S: Pena T: 3:09 Att: 54,508

#### Game 7 - Thursday, October 17

Atlanta 3 0 0 0 1 0 0 0 0 - 4 6 1  
Pittsburgh 0 0 0 0 0 0 0 0 0 - 0 6 0  
W: Smoltz L: Smiley T: 3:04 Att: 46,932

## 1992 LEAGUE CHAMPIONSHIP SERIES

## ATLANTA 4, PITTSBURGH 3

Series MVP John Smoltz allowed one run on four hits over 8.0 innings in a 5-1 Braves win in the opener, and Ron Gant's grand slam highlighted a 13-5 pounding of the Pirates in Game 2. The Bucs captured Game 3, 3-2 behind Tim Wakefield's knuckleball, but Smoltz and the Braves won Game 4, 6-4. Pittsburgh evened the playoffs at three games each with 7-1 and 13-4 wins in the next two games, respectively, to set the stage for Game 7 drama. Francisco Cabrera's pinch-hit, two-out single in the bottom of the ninth scored the tying and winning runs in the Braves' miraculous 3-2 win. With their improbable ninth-inning comeback, climaxed by Cabrera's hit and Sid Bream's slide home, the Braves made history, becoming the first Major League team to win a decisive postseason game while trailing before the final pitch.

**Game 1 - Tuesday, October 6**

Pittsburgh	0	0	0	0	0	0	0	1	0	-	1	5	1
Atlanta	0	0	1	0	3	1	0	0	x	-	5	8	0

W: Smoltz L: Drabek T: 3:00 Att: 51,971

**Game 2 - Wednesday, October 7**

Pittsburgh	0	0	0	0	0	0	4	1	0	-	5	7	0
Atlanta	0	4	0	0	4	0	5	0	x	-	13	14	0

W: Avery L: Jackson T: 3:20 Att: 51,975

**Game 3 - Friday, October 9**

Atlanta	0	0	0	1	0	0	1	0	0	-	2	5	0
Pittsburgh	0	0	0	0	1	1	1	0	x	-	3	8	1

W: Wakefield L: Glavine T: 2:37 Att: 56,610

**Game 4 - Saturday, October 10**

Atlanta	0	2	0	0	2	2	0	0	0	-	6	11	1
Pittsburgh	0	2	1	0	0	0	1	0	0	-	4	6	1

W: Smoltz L: Drabek S: Reardon T: 3:10 Att: 57,164

**Game 5 - Sunday, October 11**

Atlanta	0	0	0	0	0	0	0	1	0	-	1	3	0
Pittsburgh	4	0	1	0	0	1	1	0	x	-	7	13	0

W: Walk L: Avery T: 2:52 Att: 52,929

**Game 6 - Tuesday, October 13**

Pittsburgh	0	8	0	0	4	1	0	0	0	-	13	13	1
Atlanta	0	0	0	1	0	0	1	0	2	-	4	9	1

W: Wakefield L: Glavine T: 2:50 Att: 51,975

**Game 7 - Wednesday, October 14**

Pittsburgh	1	0	0	0	0	1	0	0	0	-	2	7	1
Atlanta	0	0	0	0	0	0	0	0	3	-	3	7	0

W: Reardon L: Drabek T: 3:22 Att: 51,975

## 1993 LEAGUE CHAMPIONSHIP SERIES

## PHILADELPHIA 4, ATLANTA 2

The Braves saw their two-year reign as National League champions come to an end when the Phillies prevailed in a six-game series. Atlanta rebounded from losing the opener and scored 23 runs over the next two games to take a two-games-to-one advantage. Danny Jackson outdueled John Smoltz in Game 4 to even the series at two games each. In Game 5, the Braves scored three runs in the bottom of the ninth to tie the contest, but Phillies' outfielder Lenny Dykstra hit a 10th-inning homer that gave the Phillies the victory and a one game lead as the series returned to Philadelphia. Atlanta's hopes for a seventh game were dashed in the first inning of Game 6, when Greg Maddux was hobbled after being struck by a Mickey Morandini line drive. The Phillies won the pennant with a 6-3 victory in Game 6. Fred McGriff led the Braves with a .435 series batting average.

**Game 1 - Wednesday, October 6**

Atlanta	0	0	1	1	0	0	0	1	0	-	3	9	0
Philadelphia	1	0	0	1	0	1	0	0	0	-	4	9	1

W: Williams L: McMichael T: 3:33 Att: 62,012

**Game 2 - Thursday, October 7**

Atlanta	2	0	6	0	1	0	0	4	1	-	14	16	0
Philadelphia	0	0	0	2	0	0	0	0	1	-	3	7	2

W: Maddux L: Greene T: 3:14 Att: 62,436

**Game 3 - Saturday, October 9**

Philadelphia	0	0	0	1	0	1	0	1	1	-	4	10	1
Atlanta	0	0	0	0	5	4	0	x	-	9	12	0	

W: Glavine L: Mulholland T: 2:44 Att: 52,032

**Game 4 - Sunday, October 10**

Philadelphia	0	0	0	2	0	0	0	0	0	-	2	8	1
Atlanta	0	1	0	0	0	0	0	0	0	-	1	10	1

W: Jackson L: Smoltz S: Williams T: 3:33 Att: 52,032

**Game 5 - Monday, October 11**

Philadelphia	1	0	0	1	0	0	0	0	1	-	4	6	1
Atlanta	0	0	0	0	0	0	0	3	0	-	3	7	1

W: Williams L: Wohlers S: Anderson T: 3:21 Att: 52,032

**Game 6 - Tuesday, October 13**

Atlanta	0	0	0	0	1	0	2	0	0	-	3	5	3
Philadelphia	0	0	2	0	2	2	0	0	x	-	6	7	1

W: Greene L: Maddux S: Williams T: 3:04 Att: 62,052

## 1995 LEAGUE CHAMPIONSHIP SERIES

## ATLANTA 4, CINCINNATI 0

The Braves returned to the World Series for the third time in the last four Fall Classics by sweeping the Reds with the first four-game sweep in NLCS history. Atlanta won Game 1 at Cincinnati in 11 innings, 2-1, after rallying to tie the game in the top of the ninth. Series MVP Mike Devereaux, an August acquisition from the Chicago White Sox, provided the game-winning single in the 11th. Game 2 also was forced into extra frames as the Braves prevailed in 10, 6-2. Javy Lopez provided the finishing touches with a three-run home run in the 10th.

**Game 1 - Tuesday, October 10**

Atlanta	0	0	0	0	0	0	0	0	1	0	1	-	2	7	0
Cincinnati	0	0	0	1	0	0	0	0	0	0	0	-	1	9	1

W: Wohlers L: Jackson S: McMichael T: 3:18 Att: 40,382

**Game 2 - Wednesday, October 11**

Atlanta	1	0	0	1	0	0	0	0	4	-	6	11	1
Cincinnati	0	0	0	2	0	0	0	0	0	-	2	9	1

W: McMichael L: Portugal T: 3:26 Att: 44,624

Back in Atlanta, Greg Maddux held the Reds to one run over eight innings on the way to a 5-2 victory in Game 3. Rookie sensation Chipper Jones went 3-for-4 with a home run and two RBI, and catcher Charlie O'Brien also added a three-run homer. Starting pitcher Steve Avery nailed down the sweep in Game 4 by leading the Braves to a 6-0 shutout. Avery became the first pitcher in NLCS annals to start three shutouts (also Games 3 and 6 in 1991). Devereaux, forced into the starting lineup after an ailing knee sidelined right fielder David Justice, hit a three-run homer in the seventh inning.

**Game 3 - Friday, October 13**

Cincinnati	0	0	0	0	0	0	0	1	1	-	2	8	0
Atlanta	0	0	0	0	3	2	0	x	-	5	12	1	

W: Maddux L: Wells T: 2:42 Att: 51,424

**Game 4 - Saturday, October 14**

Cincinnati	0	0	0	0	0	0	0	0	0	-	0	3	1
Atlanta	0	0	1	0	0	0	5	0	x	-	6	12	1

W: Avery L: Schourek T: 2:54 Att: 52,067

## 1996 LEAGUE CHAMPIONSHIP SERIES

## ATLANTA 4, ST. LOUIS 3

The Braves became the first NL team to rebound from a three-games-to-one deficit in the LCS, crushing the Cardinals 32-1 over the final three games. Javy Lopez broke a Game 1 tie in the eighth with a bases-loaded, two-run single, giving the Braves a 4-2 win behind John Smoltz. Chipper Jones led the attack by going 4-for-4, and Mark Wohlers recorded his fourth save in the '96 postseason. The momentum in the series shifted in Game 2 when Gary Gaetti's seventh-inning grand slam off Greg Maddux helped the Cards to an 8-3 victory. In Game 3, Ron Gant homered twice to account for all the Cards' runs in a 3-2 win. In Game 4, Atlanta led 3-0 with two outs and no one on in the St. Louis seventh, but the Redbirds fought back to tie the score, then claimed the lead for good in the eighth on a solo shot by Brian Jordan. Facing elimination in Game 5, the Braves scored five first-inning runs in a 14-0 win, sending the series back to Atlanta. Lopez went 4-for-5 with two doubles and a homer, while Mark Lemke added four hits and Fred McGriff homered in the club's LCS-record 22-hit attack. In Game 6, Maddux blanked the Cardinals through seven innings en route to a 3-1 win. Mark Wohlers' eighth-inning wild pitch accounted for the only Cardinals run in the last three games. In Game 7 the outcome was never in doubt after the Braves scored six in the first, capped by Tom Glavine's three-run triple past a diving Gant. The 15-0 rout broke the Braves' own LCS record for runs in a game and sent Atlanta to its fourth World Series in the last five played. Lopez won MVP honors, batting .542 (13-for-24) with five doubles, two HRs and six RBI.

**Game 1 - Wednesday, October 9**

St. Louis	0	1	0	0	0	0	1	0	0	-	2	5	1
Atlanta	0	0	0	0	2	0	0	2	x	-	4	9	0

W: Smoltz L: Petkovsek S: Wohlers T: 2:35 Att: 48,686

**Game 2 - Thursday, October 10**

St. Louis	1	0	2	0	0	0	5	0	0	-	8	11	2
Atlanta	0	0	2	0	0	1	0	0	0	-	3	5	2

W: Stottlemire L: Maddux T: 2:53 Att: 52,067

**Game 3 - Saturday, October 12**

Atlanta	1	0	0	0	0	0	1	0	-	2	8	1	
St. Louis	2	0	0	0	1	0	0	0	x	-	3	7	0

W: Osborne L: Glavine T: 2:46 Att: 56,769

**Game 4 - Sunday, October 13**

Atlanta	0	1	0	0	0	2	0	0	0	-	3	9	1
St. Louis	0	0	0	0	0	3	1	x	-	4	5	0	

W: Eckersley L: McMichael T: 3:17 Att: 56,764

**Game 5 - Monday, October 14**

Atlanta	5	2	0	3	1	0	0	1	2	-	14	22	0
St. Louis	0	0	0	0	0	0	0	0	0	-	0	7	0

W: Smoltz L: Stottlemire T: 2:57 Att: 56,782

**Game 6 - Wednesday, October 16**

St. Louis	0	0	0	0	0	0	1	0	0	-	1	6	1
Atlanta	0	1	0	0	1	0	0	1	x	-	3	7	0

W: Maddux L: Al. Benes S: Wohlers T: 2:41 Att: 52,067

**Game 7 - Thursday, October 17**

St. Louis	0	0	0	0	0	0	0	0	0	-	0	4	2
Atlanta	6	0	0	4	0	3	2	0	x	-	15	17	0

W: Glavine L: Osborne T: 2:25 Att: 52,067

# 1997 LEAGUE CHAMPIONSHIP SERIES

## FLORIDA 4, ATLANTA 2

The Braves, appearing in a record sixth straight LCS, were denied their third straight World Series berth when the Florida Marlins upended Atlanta in six games. Atlanta lost the series despite outhitting Florida .253 to .199. Greg Maddux, who allowed only one unearned run all season, took the loss in Game 1 when the Marlins reached him for five runs, all unearned, in a 5-3 loss. Tom Glavine combined with Mike Cather and Mark Wohlers to hold the Marlins to three hits in a 7-1 victory in Game 2, as Ryan Klesko and Chipper Jones both homered to lead the Braves' 13-hit attack. With the series shifting to Miami, the Marlins took a two-games-to-one advantage with a 5-2 triumph in Game 3, as Charles Johnson broke a 2-2 tie with a three-run double off John Smoltz in the sixth inning. Game 4 saw Denny Neagle blank the Marlins on four hits, 4-0, enabling the Braves to even the series 2-2. Combined with his 3.0 scoreless innings in relief in Game 1, Neagle pitched 12.0 innings of shutout ball in the NLCS, allowing only five hits. Livan Hernandez gave the Marlins the upper hand with a complete-game, 2-1 victory in Game 5, allowing only three hits and notching a NLCS-record 15 strikeouts. The Marlins won the pennant when the series returned to Atlanta by taking a 7-4 decision in Game 6, sparked by a four-run first inning against Glavine. Keith Lockhart led the Braves by hitting .500 (8-for-16).

### Game 1 - Tuesday, October 7

Florida 3 0 2 0 0 0 0 0 0 - 5 6 0  
 Atlanta 1 0 1 0 0 1 0 0 0 - 3 5 2

W: Brown L: Maddux S: Nen T: 3:04 Att: 49,244

### Game 2 - Wednesday, October 8

Florida 0 0 0 0 0 0 0 1 0 - 1 3 1  
 Atlanta 3 0 2 0 0 0 2 0 x - 7 13 0

W: Glavine L: Fernandez T: 2:51 Att: 48,933

### Game 3 - Friday, October 10

Atlanta 0 0 0 1 0 1 0 0 0 - 2 6 1  
 Florida 0 0 0 1 0 4 0 0 x - 5 8 1

W: Hernandez L: Smoltz S: Nen T: 2:59 Att: 53,857

### Game 4 - Saturday, October 11

Atlanta 1 0 1 0 2 0 0 0 0 - 4 11 0  
 Florida 0 0 0 0 0 0 0 0 0 - 0 4 0

W: Neagle L: Leiter T: 2:40 Att: 54,890

### Game 5 - Sunday, October 12

Atlanta 0 1 0 0 0 0 0 0 0 - 1 3 0  
 Florida 1 0 0 0 0 0 1 0 x - 2 5 0

W: Hernandez L: Maddux T: 2:27 Att: 51,982

### Game 6 - Tuesday, October 14

Florida 4 0 0 0 0 3 0 0 0 - 7 10 1  
 Atlanta 1 2 0 0 0 0 0 0 1 - 4 11 1

W: Brown L: Glavine T: 3:10 Att: 50,446

## BRAVES LEAGUE CHAMP. SERIES HOME RUN LEADERS

The Braves have hit a total of 53 home runs in the National League Championship Series. Below is the list of 13 players who have hit two or more homers in NLCS play:

Rank	Player	NLCS Homers	Years
1.	Javy Lopez	5	'95, '96 (2), '98, '01
2.	Jeff Blauser	4	'92, '93 (2), '97
	Ryan Klesko	4	'96, '97 (2), '99
4.	Hank Aaron	3	'69 (3)
	David Justice	3	'91, '92 (2)
	Ron Gant	3	'91, '92 (2)
	Fred McGriff	3	'93, '96 (2)
	Chipper Jones	3	'95, '97 (2)
	Andruw Jones	3	'96, '98, '01
10.	Sid Bream	2	'91, '92
	Michael Tucker	2	'97, '98
	Eddie Pérez	2	'99 (2)
	Brian Jordan	2	'99 (2)



# 1998 LEAGUE CHAMPIONSHIP SERIES

## SAN DIEGO 4, ATLANTA 2

Atlanta fought back from a three-games-to-none deficit, but fell short of an unprecedented comeback as the Padres prevailed in six games. The Braves entered the bottom of the ninth of Game 1 trailing 2-1, before tying the game against star closer Trevor Hoffman on Andruw Jones' sacrifice fly. Ken Caminiti responded in the top of the 10th with a solo shot off Kerry Ligtenberg, giving the Padres a 3-2 victory. Kevin Brown gave the Padres a spectacular effort in Game 2, holding the Braves to three singles in a 3-0 triumph, marking the first time since 1969 the Braves had dropped the first two games of an NLCS at home. Atlanta's offense didn't benefit immediately with the change of scenery as the series moved west, with San Diego taking a commanding lead with a 4-1 victory over a Braves squad that had managed only three runs over the first 28 innings of the series. Clutch hitting remained elusive, with the Braves loading the bases three times in Game 3 without managing to score in any of those opportunities. Atlanta appeared to be on the verge of being swept in Game 4 when, trailing 3-2 in the seventh inning, the offense finally awoke with a six-run outburst, with an Andres Galarraga grand slam capping the 8-3 win. The Braves repeated late-inning heroics in the eighth inning of Game 5 when Michael Tucker erased a 4-2 deficit with a three-run homer off Kevin Brown, who was appearing in a rare relief role for the Padres. Atlanta took a three-run lead into the bottom of the ninth, but a two-run homer by Padres' pinch-hitter Greg Myers sliced the margin to a single run. Greg Maddux came out to make his first relief appearance since 1987 and set the Padres down in order to register his first professional save. Upon return of the series to Atlanta, the offense once again went dormant, as LCS MVP Sterling Hitchcock and four relievers stopped the Braves in Game 6 on two hits, 5-0.

All the runs crossed the plate in the sixth inning, as Tom Glavine was victimized by three unearned runs. Failure to produce any type of offense at home sealed the Braves' fate, with the team being held to two runs in 28 innings at Turner Field. Padres hurlers held the Braves scoreless over the final 19 frames of the series.

### Game 1 - Wednesday, October 7

San Diego 0 0 0 0 1 0 0 1 0 1 - 3 7 0  
 Atlanta 0 0 1 0 0 0 0 0 1 0 - 2 8 3

W: Hoffman L: Ligtenberg S: Wall T: 3:27 Att: 42,117

### Game 2 - Thursday, October 8

San Diego 0 0 0 0 0 1 0 0 2 - 3 11 0  
 Atlanta 0 0 0 0 0 0 0 0 0 - 0 3 1

W: Brown L: Glavine T: 2:54 Att: 49,093

### Game 3 - Saturday, October 10

Atlanta 0 0 1 0 0 0 0 0 0 - 1 8 2  
 San Diego 0 0 0 0 2 0 0 2 x - 4 7 0

W: Hitchcock L: Maddux S: Hoffman T: 3:00 Att: 62,779

### Game 4 - Sunday, October 11

Atlanta 0 0 0 1 0 1 6 0 0 - 8 12 0  
 San Diego 0 0 2 0 0 1 0 0 0 - 3 8 0

W: Martinez L: Hamilton T: 2:58 Att: 65,042

### Game 5 - Monday, October 12

Atlanta 0 0 0 1 0 1 0 5 0 - 7 14 1  
 San Diego 2 0 0 0 0 2 0 0 2 - 6 10 1

W: Rocker L: Brown S: Maddux T: 3:17 Att: 58,988

### Game 6 - Wednesday, October 14

San Diego 0 0 0 0 0 5 0 0 0 - 5 10 1  
 Atlanta 0 0 0 0 0 0 0 0 0 - 0 2 1

W: Hitchcock L: Glavine T: 3:10 Att: 50,988



The Braves bench greets Andruw Jones after the outfielder scored a run in the 1998 NLCS.

## 1999 LEAGUE CHAMPIONSHIP SERIES

### ATLANTA 4, NEW YORK 2

The Braves clinched their fifth NL pennant of the 1990s with an 11-inning, 10-9 triumph over the Mets in Game 6 in Atlanta. It concluded a thrilling series that first saw Atlanta come within four outs of a four-game sweep and would later see New York draw to within three outs of forcing a seventh game. Game 1 proved to be the only contest not decided by one run, with Greg Maddux (7.0 IP, 5 H, 1 R, 1 ER, 1 BB, 2 K) picking up the 4-2 victory and John Rocker recording the save. In Game 2, Brian Jordan and Eddie Pérez blasted two-run homers in the bottom of the sixth to turn a 2-0 deficit into a 4-2 lead that the Braves would never relinquish. Kevin Millwood supplied another strong effort (7.1 IP, 5 H, 3 R, 2 ER, 1 BB, 4 K), with Rocker coming on to douse an eighth-inning fire after the Mets posted an unearned run to make the score 4-3. With the tying run on second and one out, Rocker fanned John Olerud and Robin Ventura (sandwiching an intentional walk to Mike Piazza), and gave way in the ninth to John Smoltz, who fired a 1-2-3 frame to notch the save in his first major league relief outing. After the LCS shifted to New York, the Braves scored an unearned run in the first inning of Game 3, and watched Tom Glavine (7.0 IP, 7 H, 0 R, 1 BB, 8 K), Mike Remlinger and Rocker make it stand up in a 1-0 victory that gave the Braves a commanding three-game lead in the series. Game 4 saw the Braves carry a 2-1 lead into the bottom of the eighth, but Olerud's two-out, two-run single plated the tying and go-ahead runs, spoiling a superb outing by Smoltz (ND, 7.1 IP, 4 H, 2 R, 2 ER, 0 BB, 7 K). The Mets sent the series back to Atlanta after prevailing in a 15-inning marathon in Game 5, 4-3, which entered the record books as the longest game in terms of time in major league post-season history. The Braves took a 3-2 lead in the top of the 15th on a two-out RBI triple by Keith Lockhart, but saw the Mets — who hadn't scored since a two-run homer by Olerud in the first — rally for two runs in the bottom of the frame on a bases-loaded walk to Todd Pratt and a Ventura drive over the right field fence that was ruled an RBI single when he left the basepaths. It appeared as if the Braves had finally put the Mets away with a five-run first inning when the series returned to Atlanta for Game 6, but New York battled back to knot the score at 7-7 on a two-run Piazza blast in the seventh off reliever Smoltz, and took the lead in the top of the eighth on a Melvin Mora pinch-hit RBI single. A Brian Hunter run-scoring single in the bottom of the inning tied the score again at 8-8. The contest carried into extra innings, with Todd Pratt's sacrifice fly in the 10th putting the Mets within three outs of a seventh game. Ozzie Guillen responded in the bottom of the 10th with an RBI single off Armando Benitez, against whom the Braves were 1-for-30 all year before the 10th-inning rally, making it a 9-9 contest. The Braves finally settled the issue in the bottom of the

11th when Andruw Jones worked a bases-loaded walk off reliever Kenny Rogers, sending Atlanta to its fifth World Series of the 1990s. Eddie Pérez earned MVP honors after batting .500 (10-for-20) with two homers and five RBI.

#### Game 1 - Tuesday, October 12

New York 0 0 0 1 0 0 0 0 1 - 2 6 2  
 Atlanta 1 0 0 0 1 1 0 1 x - 4 8 2  
 W: Maddux L: Yoshii S: Rocker T: 3:09 Att: 44,172

#### Game 2 - Wednesday, October 13

New York 0 1 0 0 1 0 0 1 0 - 3 5 1  
 Atlanta 0 0 0 0 0 4 0 0 x - 4 9 1  
 W: Millwood L: Rogers S: Smoltz T: 2:42 Att: 44,624

#### Game 3 - Friday, October 15

Atlanta 1 0 0 0 0 0 0 0 0 - 1 3 1  
 New York 0 0 0 0 0 0 0 0 0 - 0 7 2  
 W: Glavine L: Leiter S: Rocker T: 3:04 Att: 55,911

#### Game 4 - Saturday, October 16

Atlanta 0 0 0 0 0 0 0 2 0 - 2 3 0  
 New York 0 0 0 0 0 1 0 2 x - 3 5 0  
 W: Wendell L: Remlinger T: 2:20 Att: 55,872

#### Game 5 - Sunday, October 17

Atl. 0 0 0 2 0 0 0 0 0 0 0 0 1 - 3 13 1  
 NY 2 0 0 0 0 0 0 0 0 0 0 0 0 2 - 4 11 1  
 W: Dotel L: McGlinchy T: 5:46 Att: 55,723

#### Game 6 - Tuesday, October 19

New York 0 0 0 0 0 3 4 1 0 1 0 - 9 15 2  
 Atlanta 5 0 0 0 0 2 0 1 0 1 1 - 10 10 1  
 W: Springer L: Rogers T: 4:25 Att: 52,335



Eddie Pérez accepts the NLCS MVP trophy following the Braves' Game 6 victory.

FRONT OFFICE  
MANAGER & STAFF  
PLAYER BIOS  
SEASON IN REVIEW  
PLAYER DEVELOPMENT  
BRAVES HISTORY  
OPPONENTS  
MISCELLANEOUS

## 2001 LEAGUE CHAMPIONSHIP SERIES

### ARIZONA 4, ATLANTA 1

The Braves, appearing in their record 11th NLCS, were unable to solve the Diamondbacks' vaunted one-two tandem of Randy Johnson and Curt Schilling, as Arizona captured its first pennant in a 4-1 series victory. The Braves managed only three hits in a 2-0 Johnson shutout in the opener at Phoenix before taking Game 2, 8-1. Javy Lopez's two-run homer in the seventh snapped a 1-1 tie to even the series. Tom Glavine (7.0 IP, 5 H, 1 R, 1 ER, 2 BB, 2 K) notched the Braves only win of the series. Schilling turned in a dominating effort in the Diamondbacks' 5-1 victory in Game 3 in Atlanta, limiting the Braves to four hits in a complete game effort, while striking out 12. The Braves took a 2-0 lead through two innings as they attempted to even the series in Game 4, but three Atlanta errors aided a four-run D-Back third, giving them a lead they never relinquished in an 11-4 win and a commanding three-games-to-one lead in the series. The Braves committed four miscues overall, leading to six unearned Arizona runs. Arizona completed the three-game sweep in Atlanta and advanced to the World Series with a 3-2 triumph in Game 5, with the D-Backs again capitalizing on a Braves error to tally two unearned runs in the fifth inning that proved to be decisive. While not as effective as in his Game 1 shutout, Johnson still held the Braves to two runs over seven innings, giving him a 1.13 ERA in two starts in the series (16.0 IP, 2 ER, 19 K).

#### Game 1 - Tuesday, October 16

Atlanta 0 0 0 0 0 0 0 0 0 - 0 3 1  
 Arizona 1 0 0 0 1 0 0 0 x - 2 8 0

W: Johnson L: Maddux T: 2:44 Att: 37,729

#### Game 2 - Wednesday, October 17

Atlanta 1 0 0 0 0 0 2 5 0 - 8 8 0  
 Arizona 0 0 0 0 0 1 0 0 0 - 1 5 1

W: Glavine L: Batista T: 2:54 Att: 49,334

#### Game 3 - Friday, October 19

Arizona 0 0 2 0 3 0 0 0 0 - 5 9 1  
 Atlanta 0 0 0 1 0 0 0 0 0 - 1 4 1

W: Schilling L: Burkett T: 2:59 Att: 41,624

#### Game 4 - Saturday, October 20

Arizona 0 0 4 2 0 0 0 1 4 - 11 12 0  
 Atlanta 1 1 0 0 0 0 1 1 0 - 4 13 4

W: Anderson L: Maddux S: Kim T: 3:47 Att: 42,291

#### Game 5 - Sunday, October 21

Arizona 0 0 0 1 2 0 0 0 0 - 3 6 1  
 Atlanta 0 0 0 1 0 0 1 0 0 - 2 7 1

W: Johnson L: Glavine S: Kim T: 3:13 Att: 35,652

## BRAVES IN THE DIVISION SERIES

### 1995 DIVISION SERIES

#### ATLANTA 3, COLORADO 1

In the first year of the expanded-playoff format, the Braves drew wild-card entry Colorado in the best-of-five-series. The series opened at Coors Field in dramatic fashion as the Braves won 5-4. Rookie Chipper Jones swatted his second homer of the game in the ninth inning to give the Braves the lead, and Alejandro Pena and Mark Wohlers held it after the Rockies loaded the bases in the bottom of the ninth with one out. Atlanta staged another rally in Game 2, prevailing 7-4, after trailing 4-3 in the ninth. Marquis Grissom hit two homers in the contest, his second and third of the series. In Atlanta, the Rockies avoided the sweep by hammering two homers and nine hits on the way to a 7-5 win in Game 3. Greg Maddux, Grissom and Fred McGriff led the Braves to a 10-4 victory in Game 4, sending the team to its third straight NLCS appearance. Grissom collected five hits in the finale, setting a franchise record for postseason hits in a game. Fred McGriff hit two homers in the contest.

#### Game 1 - Tuesday, October 3

Atlanta 0 0 1 0 0 2 0 1 1 - 5 12 1  
 Colorado 0 0 0 3 0 0 0 1 0 - 4 13 4

W: Pena L: Leskanic S: Wohlers T: 3:19 Att: 50,040

#### Game 2 - Wednesday, October 4

Atlanta 1 0 1 1 0 0 0 0 4 - 7 13 1  
 Colorado 0 0 0 0 0 3 0 1 0 - 4 8 2

W: Pena L: Munoz S: Wohlers T: 3:08 Att: 50,063

#### Game 3 - Friday, October 6

Colorado 1 0 2 0 0 2 0 0 0 2 - 7 9 0  
 Atlanta 0 0 0 3 0 0 1 0 1 0 - 5 11 0

W: Holmes L: Wohlers S: Thompson T: 3:16 Att: 50,300

#### Game 4 - Saturday, October 7

Colorado 0 0 3 0 0 1 0 0 0 - 4 11 1  
 Atlanta 0 0 4 2 1 3 0 0 x - 10 15 0

W: Maddux L: Saberhagen T: 2:38 Att: 50,027

## 1996 DIVISION SERIES

## ATLANTA 3, LOS ANGELES 0

The Braves swept the Dodgers despite scoring 10 runs and hitting .180 as the staff allowed three earned runs in 28.0 IP (0.96 ERA). In Game 1, the Braves continued their tradition of one-run postseason games, as Javy Lopez's 10th-inning homer helped the team to a 2-1 win. John Smoltz earned the win, while Mark Wohlers pitched the 10th for the save. In Game 2, Fred McGriff's lead-off homer in the seventh tied the game at 2 and, one out later, Jermaine Dye hit a solo shot for the game's final run. Greg Maddux allowed two unearned runs in 7.0 IP to win, and Wohlers recorded his second save. Atlanta completed the sweep as Tom Glavine and Chipper Jones led the Braves to a 5-2 triumph. Jones hit a two-run homer following a two-run double by Mark Lemke to knock out Dodgers starter Hideo Nomo.

## Game 1 - Wednesday, October 2

Atlanta	0	0	0	1	0	0	0	0	0	1	-	2	4	1
Los Angeles	0	0	0	0	1	0	0	0	0	0	-	1	5	0

W: Smoltz L: Osuna S: Wohlers T: 3:08 Att: 47,428

## Game 2 - Thursday, October 3

Atlanta	0	1	0	0	0	0	2	0	0	-	3	5	2
Los Angeles	1	0	0	1	0	0	0	0	0	-	2	3	0

W: Maddux L: Valdes S: Wohlers T: 2:08 Att: 51,916

## Game 3 - Saturday, October 5

Los Angeles	0	0	0	0	0	0	1	1	0	-	2	6	1
Atlanta	1	0	0	4	0	0	0	0	x	-	5	11	0

W: Glavine L: Nomo S: Wohlers T: 3:16 Att: 52,529

## 1997 DIVISION SERIES

## ATLANTA 3, HOUSTON 0

The Braves registered their second consecutive Division Series sweep, taking three straight from the Astros. Atlanta never trailed in the series, outscoring Houston, 19-5. Game 1 saw a vintage performance by Greg Maddux in a 2-1 victory, the decisive run coming on a second-inning homer by Ryan Klesko. The Braves cruised to an easy 13-5 win in Game 2, breaking a 3-3 tie with three runs in the fifth and five more in the sixth. In addition to collecting 10 hits in the contest, the Braves also received 10 walks, including eight issued by starter Mike Hampton. The Braves finished the sweep at Houston, as John Smoltz tossed a three-hitter to win, 4-1. Braves starters Maddux, Glavine and Smoltz combined for a 1.87 series ERA (3 ER in 24.0 IP).

## Game 1 - Tuesday, September 30

Houston	0	0	0	0	1	0	0	0	0	-	1	7	1
Atlanta	1	1	0	0	0	0	0	0	x	-	2	2	0

W: Maddux L: Kile T: 2:15 Att: 46,467

## Game 2 - Wednesday, October 1

Houston	0	0	0	3	0	0	0	0	0	-	3	6	2
Atlanta	0	0	3	0	3	5	0	2	x	-	13	10	1

W: Glavine L: Hampton T: 3:06 Att: 49,200

## Game 3 - Friday, October 3

Atlanta	1	1	0	0	0	0	1	1	0	-	4	8	2
Houston	0	0	0	0	0	0	1	0	0	-	1	3	1

W: Smoltz L: Reynolds T: 2:36 Att: 53,688

## 1998 DIVISION SERIES

## ATLANTA 3, CHICAGO 0

For the third straight year, the Braves swept the Division Series, this time over the Cubs. Dating to the final game of the 1995 first-round series vs. the Rockies, the Braves posted 10 straight Division Series wins. Michael Tucker's two-run homer and Ryan Klesko's seventh-inning grand slam backed John Smoltz in Game 1, as the Braves cruised to a 7-1 victory. Game 2 featured a pitching duel between Tom Glavine and Kevin Tapani, with the Cubs taking a 1-0 lead to the bottom of the ninth. But Javy Lopez hit a one-out homer and in the bottom of the 10th, Chipper Jones delivered a one-out, run-scoring single to send the Braves to Chicago with a 2-0 series lead. Former Cub Greg Maddux and rookie phenom Kerry Wood faced off in Game 3. Maddux, who led off the third with a double and scored on a passed ball, had a 1-0 lead through seven. The Braves put the game out of reach with a five-run eighth, highlighted

by an Eddie Pérez grand slam. The Cubs scored twice off Maddux in the eighth, but Kerry Ligtenberg tossed two scoreless innings to send the Braves to their record seventh straight NLCS.

## Game 1 - Wednesday, September 30

Chicago	0	0	0	0	0	0	1	0	-	1	5	1	
Atlanta	0	2	0	0	0	1	4	0	x	-	7	8	0

W: Smoltz L: Clark T: 2:34 Att: 45,598

## Game 2 - Thursday, October 1

Chicago	0	0	0	0	0	1	0	0	0	-	1	4	1
Atlanta	0	0	0	0	0	0	0	1	1	-	2	6	0

W: O.Pérez L: Mulholland T: 2:47 Att: 51,793

## Game 3 - Saturday, October 3

Atlanta	0	0	1	0	0	0	0	5	0	-	6	9	0
Chicago	0	0	0	0	0	0	0	2	0	-	2	8	2

W: Maddux L: Wood T: 2:57 Att: 39,597

## 1999 DIVISION SERIES

## ATLANTA 3, HOUSTON 1

The Braves rebounded from a 6-1 loss in Game 1 to take three straight from the Astros and advance to their record eighth straight NLCS. Atlanta's offense managed only one run on seven hits in the opener in Atlanta, with Greg Maddux absorbing the defeat. Kevin Millwood stepped up in Game 2 and turned in a masterpiece, hurling the fifth one-hitter in postseason history as the Braves evened the series with a 5-1 victory. Millwood allowed only a second-inning homer to Ken Caminiti. Eddie Pérez plated the go-ahead run with a sixth-inning sacrifice fly. The series shifted to Houston, where the two clubs put on an extra-inning postseason classic in Game 3. Atlanta escaped with a 5-3 victory as Brian Jordan supplied all five runs, courtesy of a three-run, sixth-inning homer (erasing a 2-0 deficit), followed by a two-run double in the 12th. With the score tied 3-3 in the bottom of the 10th, the Astros loaded the bases with no one out, only to see John Rocker come in and slam the door, with stellar support from shortstop Walt Weiss. Weiss saved the Braves with a diving stop of a one-out Tony Eusebio liner up the middle, which resulted in a force at home, followed by a Rocker strikeout of Ricky Gutierrez to end the frame. After Jordan's go-ahead double in the 12th, Kevin Millwood was brought in from the bullpen and registered the save with a 1-2-3 inning.

Braves appeared to have the series sewed up thanks to a five-run sixth in Game 4, giving Atlanta a 7-0 lead, only to see Houston storm back to narrow the Braves' lead to 7-5 in the eighth, with Caminiti striking the big blow with a three-run homer. A leadoff walk to Stan Javier in the bottom of the ninth again brought the tying run to the plate, but Rocker fanned Jeff Bagwell and Carl Everett, before Andruw Jones ran down a Caminiti blast to the warning track to end the series.

**Game 1 - Tuesday, October 5**

Houston	0	1	0	0	0	1	0	0	4	-	6	13	0
Atlanta	0	0	0	0	1	0	0	0	0	-	1	7	0

W: Reynolds L: Maddux T: 3:03 Att: 39,119

**Game 2 - Wednesday, October 6**

Houston	0	1	0	0	0	0	0	0	0	-	1	1	1
Atlanta	1	0	0	0	0	1	3	0	x	-	5	11	1

W: Millwood L: Lima T: 2:13 Att: 41,913

**Game 3 - Friday, October 8**

Atlanta	0	0	0	0	0	3	0	0	0	0	2	-	5	12	0
Houston	2	0	0	0	0	0	1	0	0	0	0	-	3	9	2

W: Rocker L: Powell S: Millwood T: 4:19 Att: 48,625

**Game 4 - Saturday, October 9**

Atlanta	1	0	1	0	0	5	0	0	0	-	7	15	1
Houston	0	0	0	0	0	1	4	0	-	5	8	1	

W: Smoltz L: Reynolds S: Rocker T: 3:12 Att: 48,553

## 2000 DIVISION SERIES

## ST. LOUIS 3, ATLANTA 0

The Cardinals jumped on Braves' starters Greg Maddux, Tom Glavine and Kevin Millwood and cruised to a three-game sweep of the Braves, who had won five straight Division Series entering this one. The Redbirds set the tone for the series in the bottom of the first of Game 1, striking for six runs off Maddux, although a Chipper Jones error accounted for two of those tallies being unearned. Cardinals starter Rick Ankiel's bout of wildness (four walks, five wild pitches) contributed to the Braves' four-run rally in the third inning, narrowing the deficit to 6-4. Four Cardinal relievers held the Braves in check thereafter, however, allowing only a ninth-inning run as St. Louis claimed a 7-5 victory. In Game 2, the Braves scored two runs in the top of the first, but Will Clark's three-run homer in the bottom of the frame quickly erased the Braves' only lead of the series.

Tom Glavine was tagged for seven earned runs in 2.1 IP, the second-shortest postseason outing of his career as the Cardinals took a 10-4 decision. The change of venue didn't help the Braves, as Fernando Vina opened Game 3 in Atlanta with a leadoff homer off Kevin Millwood and the Cardinals went on to complete a sweep of the series with a 7-1 victory.

**Game 1 - Tuesday, October 3**

Atlanta	0	0	4	0	0	0	0	0	1	-	5	8	3
St. Louis	6	0	0	1	0	0	0	0	x	-	7	11	1

W: James L: Maddux S: Veras T: 3:34 Att: 52,378

**Game 2 - Thursday, October 5**

Atlanta	2	0	0	0	0	0	2	0	-	4	7	1	
St. Louis	3	1	3	1	0	1	0	1	x	-	10	9	0

W: Kile L: Glavine T: 3:02 Att: 52,389

**Game 3 - Saturday, October 7**

St. Louis	1	0	2	0	1	3	0	0	0	-	7	8	0
Atlanta	1	0	0	0	0	0	0	0	0	-	1	3	1

W: Reames L: Millwood T: 3:09 Att: 49,898

## 2001 DIVISION SERIES

## ATLANTA 3, HOUSTON 0

The Braves, appearing in the Division Series for the seventh straight year, took three in a row from the Astros to advance to their record 11th NLCS. Atlanta's pitching was dominant in the sweep, with the staff compiling a 1.67 ERA. Greg Maddux kept the Astros at bay in hitter-friendly Enron Field in Game 1, only to see Houston maintain a 3-2 lead heading into the eighth inning. Keith Lockhart's leadoff pinch-hit double was followed by a Marcus Giles single to even the score at 3-3, and two batters later, Chipper Jones deposited Astros closer Billy Wagner's first pitch into the left field seats for the decisive three-run homer in an eventual 7-4 win. Tom Glavine starred in Game 2, blanking the Astros over 8.0 innings and making an unearned Braves run in the second inning stand up for a 1-0 win, with John Smoltz recording the save. Home runs by Paul Bako and Julio Franco provided Atlanta with three runs over the first three innings and John Burkett teamed with four relievers to shut down Houston's high-powered offense en route to a 6-2 victory in Game 3.

Chipper Jones finished the series with a .444 average, including two homers and five RBI, while Andruw Jones went 6-for-12 with a solo home run.

**Game 1 - Tuesday, October 9**

Atlanta 1 0 0 1 0 0 0 4 1 - 7 13 1  
Houston 0 0 0 0 2 1 0 0 1 - 4 6 1

W: Seanez L: James S: Smoltz T: 2:51 Att: 35,553

**Game 2 - Wednesday, October 10**

Atlanta 0 1 0 0 0 0 0 0 0 - 1 7 0  
Houston 0 0 0 0 0 0 0 0 0 - 0 7 2

W: Glavine L: Mlicki S: Smoltz T: 2:41 Att: 35,704

**Game 3 - Friday, October 12**

Houston 0 0 0 0 0 0 2 0 0 - 2 6 0  
Atlanta 0 2 1 1 0 0 0 2 x - 6 10 0

W: Burkett L: Reynolds T: 2:33 Att: 39,923

## 2002 DIVISION SERIES

## SAN FRANCISCO 3, ATLANTA 2

The Braves took a two-games-to-one lead in their record eighth straight Division Series, only to see the Giants rebound to capture the final two contests and the series. Atlanta faced an 8-2 deficit in Game 1, and after a three-run rally in the bottom of the seventh, went on to bring the tying run to the plate with two men aboard and no outs in the ninth. Giants closer Robb Nen, however, squelched the uprising by retiring Julio Franco on a liner to right and inducing a game-ending double play from Gary Sheffield. In Game 2, back-to-back homers by Javy Lopez and Vinny Castilla sparked a three-run second inning, and Kevin Millwood combined with three relievers to make the lead stand up for a 7-3 Braves win, evening the NLDS at a game apiece. The series moved to San Francisco for Game 3, in which the Braves snapped a 1-1 tie with a five-run sixth, courtesy of a bases-loaded single by Vinny Castilla, and a three-run homer on the next pitch by Keith Lockhart en route to a 10-2 win. Needing one more win to clinch the series, the Braves sent Tom Glavine to the mound in Game 4, but the Giants tagged Glavine for the second time in the series, sending the series to a fifth and final game in Atlanta. A second-inning solo homer by former Brave Reggie Sanders and a fourth-inning blast by Barry Bonds proved to be decisive, as Russ Ortiz and four Giants relievers stymied the Braves offense in a 3-1 clincher. Atlanta put runners on first and third in the bottom of the ninth with no outs against Nen, but saw him escape by fanning Sheffield and inducing Chipper Jones to hit into a game-ending double play.

**Game 1 - Wednesday, October 2**

San Francisco 0 3 0 3 0 2 0 0 0 - 8 12 2  
Atlanta 0 2 0 0 0 0 0 3 0 - 5 10 0

W: Ortiz L: Glavine S: Nen T: 3:24 Att: 41,903

**Game 2 - Thursday, October 3**

San Francisco 0 1 0 0 0 1 0 0 1 - 3 7 0  
Atlanta 1 3 0 3 0 0 0 0 x - 7 8 0

W: Millwood L: Rueter T: 2:58 Att: 47,167

**Game 3 - Saturday, October 5**

Atlanta 0 0 1 0 0 5 0 0 4 - 10 10 0  
San Francisco 1 0 0 1 0 0 0 0 0 - 2 5 0

W: Maddux L: Schmidt T: 3:23 Att: 43,043

**Game 4 - Sunday, October 6**

Atlanta 0 0 0 0 1 2 0 0 0 - 3 9 0  
San Francisco 2 2 3 0 1 0 0 0 x - 8 11 0

W: Hernandez L: Glavine T: 3:03 Att: 43,070

**Game 5 - Monday, October 7**

San Francisco 0 1 0 1 0 0 1 0 0 - 3 6 2  
Atlanta 0 0 0 0 0 1 0 0 0 - 1 7 0

W: Ortiz L: Millwood S: Nen T: 3:47 Att: 45,203

## 2003 DIVISION SERIES

## CHICAGO 3, ATLANTA 2

The Braves, in their ninth straight Division Series, matched up with the Chicago Cubs in a back-and-forth five-game series that ended with the Cubs taking Game 5 at Turner Field to send them to the NLCS. Chicago's pitching tandem of Kerry Wood and Mark Prior were the story. In Game 1, Wood took over. In addition to a dominating performance on the mound, Wood broke the game open with his two-run sixth-inning double to lead the Cubs to a 4-2 win in front of 52,043 in Atlanta. Russ Ortiz struggled, especially in the sixth when Moises Alou, Aramis Ramirez and Eric Karros led off with three straight singles. Robert Fick then bobbled a potential double play ball off the bat of Paul Bako, allowing Alou to score and setting the stage for Wood. The Braves scored first in the third inning on a Marcus Giles two-out homer and in the eighth on a Chipper Jones' ground out. The Braves rebounded to take Game 2, 5-3, on Mark DeRosa's eighth-inning two-out, two-run double off Dave Veres after John Smoltz allowed a rare run in the top of the inning that tied the game at 3-3. DeRosa was in the lineup after Giles suffered a severely bruised left quadriceps in Game 1. Giles still contributed when he limped off the bench and delivered a pinch-hit, two-out single in the sixth inning that scored Javy Lopez and gave the Braves a 3-2 lead after they had fallen behind, 2-0, in the top of the first. After walking the first two batters of the game and giving up a two-run Sammy Sosa double off the top of the center-field wall, Atlanta starter Mike Hampton battled out of a no-out, bases-loaded jam by striking out three straight Cubs to end the inning. He fanned all three batters in the second inning to match a postseason record of six consecutive strikeouts. Carlos Zambrano started for Chicago and allowed 11 hits, all singles, including a two-run single to Andruw Jones in the fourth inning that tied the score at 2-2. As the teams moved to an electric Wrigley Field for Game 3, the Cubs once again took the series lead with a 3-1 victory. Mark Prior battled in a classic pitchers' duel with Greg Maddux. The only Chicago runs came on a Randall Simon two-out, first-inning single off Maddux that scored Kenny Lofton and Mark Grudzielanek. The Braves' only run came on a Giles sacrifice fly scoring Mark DeRosa in the eighth inning. Game 4 was the first true glimpse of the Braves offense that was on display most of the regular season. Chipper Jones hit two-run homers from each side of the plate as part of Atlanta's 12-hit attack. It was Chipper's first two-homer playoff game since his postseason debut in Game 1 of the 1995 Division Series. The first of his two home runs came from the left side off Chicago starter Matt Clement in the fifth inning and the second came in the eighth inning off lefty Mark Guthrie, giving Atlanta a 6-2 lead. Ortiz, coming off three days of rest, held the Cubs to two earned runs on seven hits over five innings. Eric Karros

was the hitting star for the Cubs, launching two solo home runs, one in the sixth inning and one in the eighth inning. Sosa almost tied the game in the bottom of the ninth, but his drive off John Smoltz fell into Andruw Jones' glove on the warning track. Game 5 showed just why the Cubs would be moving on. For the second time in the series, Wood turned in a dominating performance (8.0 IP, 5 H, 1 R, 1 ER, 2 BB, 7 K), shutting down the Braves for a 5-1 Chicago clincher in front of 53,775 fans at Turner Field. During the NLDS, Wood allowed just seven hits over 14.1 IP against the NL's best regular-season offense. The lone Atlanta run came on a controversial play in the sixth inning. Rafael Furcal raced home from second base on a ball hit by Sheffield, who returned after missing Game 4 with a bruised hand suffered in Game 3, that appeared to be caught by a sliding Kenny Lofton in center field. It was ruled a hit. Hampton, pitching on three days of rest, endured a 30-pitch first inning, allowing just one run on a Moises Alou broken-bat RBI single. Alex Gonzalez led off the second inning with a homer to center and Aramis Ramirez hit a two-run home run in the sixth inning to give Wood all the support he would need.

**Game 1 - Tuesday, September 30**

Chicago 0 0 0 0 0 4 0 0 0 - 4 10 0  
Atlanta 0 0 1 0 0 0 0 1 0 - 2 3 1

W: Wood L: Ortiz S: Borowski T: 3:21 Att: 52,043

**Game 2 - Wednesday, October 1**

Chicago 2 0 0 0 0 0 0 1 0 - 3 6 0  
Atlanta 1 0 0 1 0 1 0 2 x - 5 13 0

W: Smoltz L: Veres T: 3:07 Att: 52,743

**Game 3 - Friday, October 3**

Atlanta 0 0 0 0 0 0 0 1 0 - 1 2 4  
Chicago 2 0 0 0 0 0 0 1 0 - 3 8 0

W: Prior L: Maddux T: 2:43 Att: 39,982

**Game 4 - Saturday, October 4**

Atlanta 0 0 0 1 3 0 0 2 0 - 6 12 0  
Chicago 0 0 1 0 0 1 0 1 1 - 4 10 0

W: Ortiz L: Clement S: Smoltz T: 3:40 Att: 39,983

**Game 5 - Sunday, October 5**

Chicago 1 1 0 0 0 2 0 0 1 - 5 9 0  
Atlanta 0 0 0 0 0 1 0 0 0 - 1 5 1

W: Wood L: Hampton T: 2:50 Att: 54,357

## 2004 DIVISION SERIES

## HOUSTON 3, ATLANTA 2

In their record 10th straight Division Series, the Braves met up with the Houston Astros for the fourth time in the opening round but for the first time failed to take the series. The series was filled with big hits and key pitching, but in the end Houston's big bats proved to be too much. Game 1 saw the Astros pound out four home runs, leading to a four-run third inning and a three-run fifth inning in a 9-3 win. The run support was more than needed for Roger Clemens. The Braves had chances to break the game open early against Clemens, but he escaped jams in each of the first four innings. Jaret Wright started for Atlanta and allowed a career-high three homers in 4.1 innings of work. Andruw Jones provided a highlight with his eighth career postseason home run off Clemens in the fifth inning. The Braves evened the series in dramatic fashion, taking Game 2, 4-2. Trailing 2-0 entering the seventh inning the Braves scored on a Rafael Furcal single in the seventh and added one in the eighth on Adam LaRoche's double to tie the game. John Smoltz went 3.0 strong innings starting in the eighth, just the second time as a reliever he had gone that many innings. He also added a single in the ninth- his 12th career postseason hit, a record for pitchers. The game remained tied 2-2 until the bottom of the 11th inning when Rafael Furcal hit a game-winning, two-run homer off Dan Miceli to give Atlanta a 4-2 win. Roy Oswalt started for Houston, allowing just one earned run on eight hits over 6.1 IP. Mike Hampton started for the Braves and gave up just two earned runs on four hits before leaving in the seventh inning with tightness in his left forearm. The Braves bullpen combined to go 4.2 scoreless innings. The series shifted to Houston for Game 3 and saw the Astros go up a game with an 8-5 win. Braves starter John Thomson was forced to leave after four pitches when he left with a re-injured left oblique muscle. Paul Byrd made his first career postseason appearance in relief and allowed four earned runs on seven hits in 4.1 IP, the big blow coming on Carlos Beltran's two-run, third-inning home run. The Astros stretched the lead to 7-2 on Morgan Ensberg's sixth-inning, two-run double off Tom Martin. Brandon Backe allowed two runs over 6.0 IP, his only mistake coming on Johnny Estrada's fourth-inning homer. Andruw Jones hit his second homer of the series, a three-run shot off Russ Springer in the eighth. Game 4 was an example of the season-long resolve the Braves displayed. Facing Roger Clemens (5.0 IP, 2 ER) for the second time in the series, the Braves rallied from a three-run deficit entering the sixth inning to win 6-5. Atlanta jumped out 2-0 in the second on an Andruw Jones RBI single and an Adam LaRoche RBI groundout. The Astros came back with five runs in the bottom of that inning, highlighted by a three-run homer by Craig Biggio. The Braves tied the game in the sixth on LaRoche's

first career postseason homer, a three-run shot off Chad Qualls. The game turned in to a battle of the bullpens after Russ Ortiz left (3.0 IP, 7 H 5 ER), but the Braves pen took charge. Over the last 6.0 innings, they allowed six hits and no runs. The game-winner came in the top of the ninth inning after Rafael Furcal was hit by a Russ Springer pitch with two outs. Furcal then stole his second base of the day and came around to score on J.D. Drew's RBI single. John Smoltz picked up the win by going the final 2.0 innings and getting Jeff Kent to ground into the Astros third double play of the game to end it in the ninth. The series returned to Atlanta for the deciding Game 5 and the Houston bats certainly showed up. The Astros pounded out 17 hits and scored 12 runs in a 12-3 rout. The game was 3-2 entering the sixth inning, but the Astros added one in the sixth, five in the seventh and three in the eighth to pull away. Roy Oswalt picked up the win on short rest, going 5.0 IP and giving up two earned runs. Houston scored a NLDS-record 36 runs in the series and hit an NLDS-record 11 home runs. Carlos Beltran was the series star hitting .429, and he went 4-for-5 with two home runs and five RBI in Game 5. Jaret Wright got the call for Atlanta but gave up four runs in 5.1 IP. Chipper Jones went 2-for-5, but wound up without an RBI in the series. Rafael Furcal had another strong game with his second homer of the series and two more hits, pushing him to .381 (8-for-21) for the NLDS. Andruw Jones hit .526 (10-for-19) in the series.

**Game 1 - Wednesday, October 6**

Houston	0	0	4	0	3	0	1	0	1	-	9	13	1
Atlanta	1	0	0	0	1	1	0	0	0	-	3	7	0

W: Clemens L: Wright T: 3:08 Att: 41,464

**Game 2 - Thursday, October 7**

Houston	1	0	1	0	0	0	0	0	0	0	-	2	4	1
Atlanta	0	0	0	0	0	0	1	1	0	0	-	4	14	0

W: Alfonseca L: Miceli T: 3:27 Att: 40,075

**Game 3 - Saturday, October 9**

Atlanta	0	0	2	0	0	0	3	0	-	5	8	0	
Houston	0	0	2	0	2	3	1	0	x	-	8	11	0

W: Backe L: Byrd S: Lidge T: 3:19 Att: 43,547

**Game 4 - Sunday, October 10**

Atlanta	0	2	0	0	0	3	0	0	1	-	6	10	0
Houston	0	5	0	0	0	0	0	0	0	-	5	13	0

W: Smoltz L: Springer T: 3:24 Att: 43,336

**Game 5 - Monday, October 11**

Houston	0	2	1	0	0	1	5	3	0	-	12	17	1
Atlanta	0	0	0	2	0	1	0	0	0	-	3	9	1

W: Oswalt L: Wright T: 3:12 Att: 54,068





## 2010 DIVISION SERIES

### SAN FRANCISCO 3, ATLANTA 1

After a five-year playoff drought, the Braves entered the 2010 postseason as the National League's Wild Card Champion. They faced off against the eventual World Series Champion San Francisco Giants in the opening round. The Braves offense managed only two hits as they fell 1-0 to Game 1 starter Tim Lincecum in his first career postseason start. The game's only run came after Giants catcher Buster Posey singled to left and stole second on a controversial "safe" call, only to score on a Cody Ross single. The Braves took Game 2 in 11 innings at AT&T Park after overcoming a three-run deficit. Outfielder Rick Ankiel hit a go-ahead solo home run into McCovey Cove and Kyle Farnsworth tossed a scoreless bottom of the 11th to preserve the 5-4 victory. The win came at considerable cost, however, as closer Billy Wagner suffered a season-ending oblique injury in the 10th inning. The Braves fell 3-2 in Game 3 at Turner Field after holding a 2-1 lead through eight innings. Giants starter Jonathan Sanchez pitched a no-hitter through six innings as the Braves committed three errors in the game. Pitching on three days' rest, Braves starter Derek Lowe took a no-hitter into the sixth inning of Game 4, but Braves relievers could not hold the 2-1 lead. The Giants plated two in the seventh that proved to be the game winners, ending the series. The 3-2 loss in Game 4 was manager Bobby Cox's final game.

Giants players and coaches joined the Turner Field fans to give him a loud ovation as he left the field. The series was only the second postseason series in which each of the first four games were decided by one run. The only other postseason series in Major League history to begin with four straight one-run games was the 1972 World Series, when the Oakland A's defeated the Cincinnati Reds in seven games with all but one game (Game 6) being decided by one run.

#### Game 1 - Thursday, October 7

Atlanta	0	0	0	0	0	0	0	0	0	0	0	0	2	2	
San Francisco	0	0	0	1	0	0	0	0	0	0	0	0	1	5	0

W: Lincecum L: Lowe T: 2:26 Att: 43,936

#### Game 2 - Friday, October 8

Atlanta	0	0	0	0	0	1	0	3	0	0	1	-	5	11	0	
San Fran.	3	1	0	0	0	0	0	0	0	0	0	0	-	4	10	2

W: Farnsworth L: Ramirez T: 3:47 Att: 44,046

#### Game 3 - Sunday, October 10

San Francisco	0	1	0	0	0	0	0	0	0	2	-	3	8	0
Atlanta	0	0	0	1	0	0	0	0	2	0	-	2	4	3

W: Romo L: Kimbrel S: Wilson T: 3:23 Att: 53,284

#### Game 4 - Monday, October 11

San Francisco	0	0	0	0	0	1	2	0	0	-	3	5	1
Atlanta	0	0	1	0	0	1	0	0	0	-	2	7	2

W: Bumgarner L: Lowe S: Wilson T: 2:56 Att: 44,532



Hall of Famer Bobby Cox managed the final game of his career against the Giants in the 2010 Division Series.

2013 DIVISION SERIES

LOS ANGELES 3, ATLANTA 1

After posting a 96-66 record and claiming its first National League East Division title since 2005, Atlanta matched up against the NL West Division Champion Los Angeles Dodgers. The Dodgers powered their way to a 3-1 series win as they outscored the Braves 26-14. After leading the National League with 181 home runs and ranking tied for fourth with just 127 homers allowed during the regular season, the Braves were outscored 7-1 in the four-game set. Kris Medlen took to the mound for the Braves in Game 1 at Turner Field, his second consecutive postseason start, while Los Angeles countered with eventual Cy Young Award winner Clayton Kershaw, who held Atlanta to one run on three hits in 7.0 innings with 12 strikeouts. The Dodgers jumped out to an early 5-0 lead highlighted by Adrian Gonzalez's two-run home run in the third inning. Chris Johnson, who finished the regular season with the NL's second best batting average at .321, drove in the Braves' lone run of the game with a two-out RBI-single in the fourth inning, as Atlanta dropped Game 1 by a score of 6-1. The Braves evened the series at one game apiece with a 4-3 victory in Game 2, as Mike Minor allowed just one run in 6.1 innings en route to earning his first career postseason win. After an intentional walk to pinch-hitter Reed Johnson loaded the bases in the seventh inning, Jason Heyward followed with a two-RBI single to give Atlanta a 4-1 lead. Hanley Ramirez pulled the Dodgers within one run with a two-run homer in the eighth inning off David Carpenter before Craig Kimbrel shut the door with a four-out save, his first career save in postseason play. The series moved to Los Angeles as Game 3 featured a matchup of rookie hurlers with Julio Teheran facing off against Hyun-Jin Ryu. The Braves plated two runs in the first inning with RBI-singles from Evan Gattis and Chris Johnson to take an early 2-0 lead. The Dodgers answered with a pair of four-run frames in the second and fourth innings, as Los Angeles cruised to a 13-6 win. Jason Heyward added a two-run homer in the ninth inning, the first of his postseason career. Atlanta called on veteran Freddy Garcia to make his 11th career postseason start in Game 4, as the Dodgers sent Kershaw to the hill on three days' rest for the first time in his career. Carl Crawford gave Los Angeles an early 2-0 lead with a pair of solo home runs, including a leadoff homer to open the game. Chris Johnson evened the score at 2-2 in the fourth inning with a two-run single for his fourth and fifth RBIs of the series. After an Elliot Johnson triple with one out in the seventh inning, pinch-hitter Jose Constanza gave the Braves a 3-2 lead with an RBI-single to center field. Yasiel Puig led off the eighth inning with a double to right field bringing the go-ahead run to the plate, and after fouling off pitches on back-to-back bunt attempts, Juan Uribe launched a 2-2 pitch from David Carpenter deep to left field to give Los Angeles a 4-3 lead they would not relinquish.

Kenley Jansen struck out the side in the top of the ninth inning to preserve the win, as the Dodgers advanced to the National League Championship Series. Atlanta batted just .214 (28-for-131) in the series and pitched at a 5.82 ERA (22 ER/34.0 IP), while Los Angeles hit .333 (46-for-138) with a 3.09 ERA (12 ER/35.0 IP). Chris Johnson led the Braves with a .438 (7-for-16) average and five RBI.

**Game 1 - Thursday, October 3**

Los Angeles	0	2	2	1	0	1	0	0	0	-	6	11	2
Atlanta	0	0	0	1	0	0	0	0	0	-	1	5	0

W: Kershaw L: Medlen T: 3:24 Att: 43,021

**Game 2 - Friday, October 4**

Los Angeles	1	0	0	0	0	0	0	2	0	-	3	10	0
Atlanta	0	1	0	1	0	0	2	0	-	-	4	6	0

W: Minor L: Greinke S: Kimbrel T: 3:29 Att: 48,966

**Game 3 - Sunday, October 6**

Atlanta	2	0	2	0	0	0	0	0	2	-	6	10	2
Los Angeles	0	4	2	4	0	0	0	3	-	-	13	14	0

W: Capuano L: Teheran T: 4:01 Att: 54,646

**Game 4 - Monday, October 7**

Atlanta	0	0	0	2	0	0	1	0	0	-	3	7	0
Los Angeles	1	0	1	0	0	0	0	2	-	-	4	11	2

W: Wilson L: Carpenter S: Jansen T: 3:19 Att: 54,438



The Braves celebrate after their 4-3, Game 2 victory over Los Angeles in the 2013 NLDS.



# BRAVES IN THE WILD CARD GAME

## 2012 WILD CARD GAME

### ST. LOUIS 6, ATLANTA 3

In the first year of the one-game Wild Card playoff format, the Braves earned home field advantage with a 94-68 record. The Braves would play host to the St. Louis Cardinals (88-74) at Turner Field to determine which team would move on to the National League Division Series. Kris Medlen started for the Braves, who had won a Major League record 23 straight games in which Medlen had started. He was opposed by Kyle Lohse of the Cardinals. The Braves jumped out to an early lead on a two-run home run by David Ross in the bottom of the second inning. Medlen cruised through the first three innings, but ran into trouble in the top of the fourth. After allowing a lead-off single to Carlos Beltran, Matt Holliday grounded to third base in what looked to be a sure double play ball. The throw by Chipper Jones sailed over the head of second baseman Dan Uggla, and Beltran advanced to third. With runners on the corners, Allen Craig doubled home the first Cardinals run, followed by an RBI-groundout from Yadier Molina, and a sacrifice fly by David Freese to put the Cardinals ahead, 3-2.

Matt Holliday hit a solo home run in the top of the sixth and the Cardinals benefitted from two more Braves' errors in the top of the seventh to plate two runs and extend their lead to 6-2. Medlen worked into the seventh and allowed five runs (only two earned) on just three hits. The Braves were able to scratch a run across in the bottom of the seventh and had a chance to add more, but a controversial infield fly call in left field in the bottom of eighth shortened the inning and Atlanta ended up stranding the bases loaded. Dan Uggla came up as the potential tying run in the bottom of the ninth but grounded out to end the game, as the Braves fell, 6-3, in what would be the final game in the legendary career of Chipper Jones. Atlanta out-hit St. Louis, 12 hits to six and four of the Cardinals six runs were unearned.

### Friday, October 5

St. Louis	0	0	0	3	0	1	2	0	0	-	6	6	0
Atlanta	0	2	0	0	0	0	1	0	0	-	3	12	3

W: Lohse L: Medlen S: Motte T: 3:09 Att: 52,631

# BRAVES AND THE HALL OF FAME

## BRAVES PLAYERS ENshrINED IN COOPERSTOWN

There are 49 players in the National Baseball Hall of Fame who wore a Braves uniform at some point in their career. Following is a list of those players and the years they played for the Braves.

Player	Years With Braves	Player	Years With Braves
*Henry Aaron	1954-74	Joe "Ducky" Medwick	1945
Earl Averill	1941	*Charles "Kid" Nichols	1890-1901
Dave Bancroft	1924-27	*Phil Niekro	1964-83, 1987
Dennis "Dan" Brouthers	1889	Jim O'Rourke	1876-78, 80
Orlando Cepeda	1969-72	Gaylord Perry	1981
*John Clarkson	1888-92	Charles Radbourn	1886-89
Jimmy Collins	1895-1900	George Herman "Babe" Ruth	1935
*Hugh Duffy	1892-1900	Albert "Red" Schoendienst	1957-60
Johnny Evers	1914-17, 1929	Al Simmons	1939
*Tom Glavine	1987-2002, 2008	George Sisler	1928-30
Burleigh Grimes	1930	Enos Slaughter	1959
William "Billy" Hamilton	1896-1901	*John Smoltz	1988-2008
Billy Herman	1946	*Warren Spahn	1942, 1946-64
Rogers Hornsby	1928	Casey Stengel	1924-25
*Chipper Jones	1993-2012	Bruce Sutter	1985-88
Joe Kelley	1891, 1908	Ed Walsh	1917
Mike "King" Kelly	1887-89, 1891-92	Lloyd Waner	1941
Ernie Lombardi	1942	Paul Waner	1941-42
Al Lopez	1936-40	James "Deacon" White	1877
*Greg Maddux	1993-2003	Hoyt Wilhelm	1969-71
*Rabbit Maranville	1912-20, 1929-1933, 1935	*Vic Willis	1898-1905
Richard Marquard	1922-25	George Wright	1876-78, 1880-81
*Eddie Mathews	1952-66	Henry "Harry" Wright	1876-77
*Tommy McCarthy	1885, 1892-95	Denton "Cy" Young	1911
Bill McKechnie	1913		

\*Played more games with Braves than any other team

## BRAVES HALL OF FAME INDUCTEES

Name	Uniform Number	Year Inducted	Statistics
Hank Aaron	44	1999	Lifetime average of .305, 755 HR, 2,297 RBI; 1957 N.L. MVP
Eddie Mathews	41	1999	Lifetime average of .271, 512 HR, 1,453 RBI
Phil Niekro	35	1999	Won 318, Lost 274 (268-230 with Braves)
Warren Spahn	21	1999	Won 363, Lost 245 (356-229 with Braves); 1957 Cy Young
Dale Murphy	3	2000	Lifetime average of .265, 398 HR, 1,266 RBI
Ted Turner	---	2000	Owner from 1976 to 2000
Lew Burdette	33	2001	Won 203, Lost 144 (179-120 with Braves)
Ernie Johnson	---	2001	Broadcaster from 1962 to 1999
Bill Bartholomay	---	2002	Chairman of the Board from 1962 to 2003
Johnny Sain	33	2002	Won 139, Lost 116 (104-91 with Braves)
Del Crandall	1	2003	Lifetime average of .254, 179 HR, 657 RBI
Tommy Holmes	1	2004	Lifetime average of .302, 88 HR, 581 RBI
Kid Nichols	---	2004	Won 360, Lost 205 (328-180 with Braves)
Skip Caray	---	2004	Broadcaster from 1976 to 2008
Pete Van Wieren	---	2004	Broadcaster from 1976 to 2008
Herman Long	---	2005	Boston Beaneaters shortstop from 1890 to 1902
Paul Snyder	---	2005	Player, coach and scout from 1957 to 2008
Ralph Garr	48	2006	Player, coach and scout from 1968 to '75; 1985 to present
Bill Lucas	---	2006	Front-office exec.; VP/Director of Player Personnel from 1976-79
David Justice	23	2007	Lifetime average of .279, 305 HR, 1,017 RBI; 1990 N.L. ROY
Greg Maddux	31	2009	Won 355 games, Lost 227 (194-88 w/Braves); 4-time Cy Young winner
Tom Glavine	47	2010	Won 305 games, Lost 203 (244-147 w/Braves); 2-time Cy Young winner
Bobby Cox	6	2011	Won 2,504 games (2,149 w/Braves) as manager; 4-time Manager of Year
John Smoltz	29	2012	Won 213 games, Lost 155, Saved 154 (210-147-154 w/ATL); 1996 Cy Young
Chipper Jones	10	2013	Lifetime average of .303, 468 HR, 1,623 RBI; 1999 N.L. MVP
Javy Lopez	8	2014	Lifetime average of .287, 260 HR, 864 RBI; 3-time All-Star
Rabbit Maranville	1	2014	Heart of 1914 Miracle Braves; Finished in top 10 in MVP voting 5 times
Dave Pursley	---	2014	Athletic Trainer from 1961 to 2002
Don Sutton	---	2015	Broadcaster from 1998-2006, 2009-present
Andruw Jones	25	2016	Lifetime average of .254, 434 HR, 1,289 RBI; 10 Gold Glove awards
John Schuerholz	---	2016	General Manager from 1990-2007
Tim Hudson	15	2017	Won 222 games, Lost 133 (113-72 w/Braves); 4-time All-Star
Joe Simpson	---	2017	Broadcaster from 1992-present
Hugh Duffy	---	2018	Lifetime average of .326; 106 HR, 1,302; MLB-record .438 BA in 1894
Terry Pendleton	5	2018	Lifetime average of .270, 140 HR, 946 RBI; coach from 2002-17

# BRAVES RETIRED NUMBERS

The Braves have retired 11 numbers, including Jackie Robinson's No. 42, which MLB retired across the sport on April 15, 1997.

21

**WARREN SPAHN**

NUMBER RETIRED - 1965  
HALL OF FAME - 1973

41

**EDDIE MATHEWS**

NUMBER RETIRED - 1969  
HALL OF FAME - 1978

44

**HANK AARON**

NUMBER RETIRED - 1975  
HALL OF FAME - 1982

35

**PHIL NIEKRO**

NUMBER RETIRED - 1984  
HALL OF FAME - 1997

3

**DALE MURPHY**

NUMBER RETIRED - 1994

31

**GREG MADDUX**

NUMBER RETIRED - 2009  
HALL OF FAME - 2014

41

**TOM GLAVINE**

NUMBER RETIRED - 2010  
HALL OF FAME - 2014

6

**BOBBY COX**

NUMBER RETIRED - 2011  
HALL OF FAME - 2014

29

**JOHN SMOLTZ**

NUMBER RETIRED - 2012  
HALL OF FAME - 2015

10

**CHIPPER JONES**

NUMBER RETIRED - 2013  
HALL OF FAME - 2018

42

**JACKIE ROBINSON**

NUMBER RETIRED BY  
MAJOR LEAGUE BASEBALL  
ON APRIL 15, 1997



# HANK AARON



**OUTFIELDER** Full Name **Henry Louis Aaron**

Bats **Right** Throws **Right**  
 Height **6-0** Weight **180**  
 DOB **2/5/1934** Born **Mobile, AL**  
 Years With Braves **1954-74**  
 Number Retired **1975**

One of the greatest hitters of all time, Hank Aaron was elected to Baseball's Hall of Fame in January 1982. He missed by nine votes being the first unanimous choice ever in the voting by the Baseball Writers' Association of America. Aaron received 406 of a possible 415 votes for 97.8 percent. Aaron and Frank Robinson were inducted into the Hall of Fame at Cooperstown, N.Y., on August 1, 1982. In his 23-year Major League career, Aaron re-wrote baseball's record book. He holds more Major League batting records than any other player in the game's history. Among his records are Most Runs Batted In, Lifetime (2,297); Most Extra-Base Hits, Lifetime (1,477); and Most Total Bases, Lifetime (6,856). Aaron also ranks second on the all-time list in at-bats (12,364), and home runs (755), third in games (3,298) and hits (3,771), fourth in runs (2,174, tied with Babe Ruth), 10th in doubles (624), 12th in singles (2,294) and is tied for 18th in years of service (23). His most famous home run came in Atlanta on April 8, 1974, when he hit his 715th, breaking Babe Ruth's seemingly untouchable record. He did it before a sellout crowd of 53,775 at Atlanta Stadium. The pitch came in the bottom of the fourth inning, the Los Angeles Dodgers leading 3-1, with a 1-0 count and Darrell Evans waiting on first. Al Downing threw a fastball at 9:07 p.m. that Hank sent over the left field fence. Reliever Tom House caught the ball in the Braves' bullpen and brought it to Aaron in the home plate celebration. On May 17, 1970, Hank singled at Cincinnati to become the first player to compile both 3,000 career hits and more than 500 homers. He joined the 30-30 club (30 HRs and 30 SBs in the same season) in 1963. Aaron played in the Major League All-Star Game 24 times, including the years 1959-61 when two games were played. He was honored as the National League's Most Valuable Player in 1957 and named Player of the Year by Sporting News in 1956 and 1963. He played 21 seasons with the Braves before being traded to Milwaukee for outfielder Dave May and minor leaguer Roger Alexander at the end of 1974. Aaron retired as a player two years later. Aaron was first scouted by Dewey Griggs of the Milwaukee Braves during an Indianapolis Clowns tryout. The Braves eventually were able to strike a deal and beat out the Giants for Aaron's services. In 1952 he was assigned to the Eau Claire, Wisconsin, team of the Northern League. He was the unanimous choice for the Northern League's Rookie of the Year while only playing in 87 games (.336, 9 HR, 61 RBI, 116 hits and 89 runs).

In 1953 he was promoted to the Jacksonville Tars, where he became the first African-American player in the South Atlantic League. Aaron won the batting title (.362) and led the league in RBI (125), runs (115), hits (208) and finished second in home runs (22) and earned the league's MVP award. He began his Major League career in 1954 when a spring training injury forced Bobby Thomson out of the Braves' lineup. In his debut he struck out twice, grounded out, hit into a double play and fouled out. Aaron hit his first home run off Vic Raschi on April 23, 1954. He became the second youngest player to win a batting title (.328) in 1956 and the second youngest to collect his 1,000th hit, off Sandy Koufax in 1959. On June 12, 1967, Aaron recorded his 2,500th hit and achieved his 3,000th hit on May 17, 1970. His 2,000th RBI came on July 3, 1972. During his career, Aaron had a 20-year string of 20 or more home runs. After turning 35, he hit 245 home runs and from the ages 35 to 39 he hit at least 34 home runs a year. Over his 23-year Major League career, he averaged just 63 strikeouts a year, with his highest strikeout total being 97 in 1967. He hit .300 or better in 14 seasons, won the NL home run crown three times and tied for a fourth, led the league in RBI four times and won three Gold Gloves. Aaron hit his 755 home runs off 310 different pitchers, including 12 Hall of Famers. He hit the most off of Hall of Famer Don Drysdale (17), the most in the month of July (152), the most against the Cincinnati Reds (97) and the most in the first inning (124). Aaron hit 400 solo home runs and hit seven of his 755 as a second baseman and had three pinch-hit home runs. He had only one three-homer game, at San Francisco on June 21, 1959. Following his playing career, Aaron joined the Braves' front office on October 7, 1976, for a 13-year tenure as a Braves Vice President and Director of Player Development. In that position, he oversaw the development of many players instrumental in the Braves' 1982 National League West Division championship, including Dale Murphy, who won back-to-back NL MVP awards in 1982-83. Since December of 1989, he has served as Braves' Senior Vice President. In February of 2000, Aaron replaced the late Pee Wee Reese on the Hall of Fame Veterans Committee.

**Note: Aaron's executive bio appears in the Front Office section of the media guide.**



## COMPLETE RECORD

Year	Club	AVG	G	AB	R	H	2B	3B	HR	RBI	BB	SO	SB
1952	Eau Claire	.336	87	345	79	116	19	4	9	61	33	19	25
1953	Jacksonville	.362	137	574	115	208	36	14	22	125	35	22	13
1954	Milwaukee	.280	122	468	58	131	27	6	13	69	28	39	2
1955	Milwaukee	.314	153	602	105	189	37	9	27	106	49	61	3
1956	Milwaukee	.328	153	609	106	200	34	14	26	92	37	54	2
1957	Milwaukee	.322	151	615	118	198	27	6	44	132	57	58	1
1958	Milwaukee	.326	153	601	109	196	34	4	30	95	59	49	4
1959	Milwaukee	.355	154	629	116	223	46	7	39	123	51	54	8
1960	Milwaukee	.292	153	590	102	172	20	11	40	126	60	63	16
1961	Milwaukee	.327	155	603	115	197	39	10	34	120	56	64	21
1962	Milwaukee	.323	156	592	127	191	28	6	45	128	66	73	15
1963	Milwaukee	.319	161	631	121	201	29	4	44	130	78	94	31
1964	Milwaukee	.328	145	570	103	187	30	2	24	95	62	46	22
1965	Milwaukee	.318	150	570	109	181	40	1	32	89	60	81	24
1966	Atlanta	.279	158	603	117	168	23	1	44	127	76	96	21
1967	Atlanta	.307	155	600	113	184	37	3	39	109	63	97	17
1968	Atlanta	.287	160	606	84	174	33	4	29	86	64	62	28
1969	Atlanta	.300	147	547	100	164	30	3	44	97	87	47	9
1970	Atlanta	.298	150	516	103	154	26	1	38	118	74	63	9
1971	Atlanta	.327	139	495	95	162	22	3	47	118	71	58	1
1972	Atlanta	.265	129	449	75	119	10	0	34	77	92	55	4
1973	Atlanta	.301	120	392	84	118	12	1	40	96	68	51	1
1974	Atlanta	.268	112	340	47	91	16	0	20	69	39	29	1
1975	Milwaukee	.234	137	465	45	109	16	2	12	60	70	51	0
1976	Milwaukee	.229	85	271	22	62	8	0	10	35	35	38	0
<b>A.L. Totals</b>		<b>.232</b>	<b>222</b>	<b>736</b>	<b>67</b>	<b>171</b>	<b>24</b>	<b>2</b>	<b>22</b>	<b>95</b>	<b>105</b>	<b>89</b>	<b>0</b>
<b>N.L. Totals</b>		<b>.310</b>	<b>3076</b>	<b>11628</b>	<b>2107</b>	<b>3600</b>	<b>600</b>	<b>96</b>	<b>733</b>	<b>2202</b>	<b>1297</b>	<b>1289</b>	<b>240</b>
<b>Major Totals</b>		<b>.305</b>	<b>3298</b>	<b>12364</b>	<b>2174</b>	<b>3771</b>	<b>624</b>	<b>98</b>	<b>755</b>	<b>2297</b>	<b>1402</b>	<b>1383</b>	<b>240</b>

## LEAGUE CHAMPIONSHIP SERIES RECORD

Year	Club, Opp	AVG	G	AB	R	H	2B	3B	HR	RBI	SB
1969	Atl. vs. N.Y.	.357	3	14	3	5	2	0	3	7	0

## WORLD SERIES RECORD

Year	Club, Opp	AVG	G	AB	R	H	2B	3B	HR	RBI	SB
1957	Mil. vs. N.Y.	.393	7	28	5	11	0	1	3	7	0
1958	Mil. vs. N.Y.	.333	7	27	3	9	2	0	0	2	0
<b>W.S. Totals</b>		<b>.364</b>	<b>14</b>	<b>55</b>	<b>8</b>	<b>20</b>	<b>2</b>	<b>1</b>	<b>3</b>	<b>9</b>	<b>0</b>



Hall of Famer Hank Aaron hit 733 career home runs for the Braves.



# BOBBY COX

# 6

## MANAGER

Full Name **Robert Joe Cox**

Bats **Right**

Throws **Right**

Height **6-0**

Weight **185**

DOB **5/21/1941**

Resides **Tulsa, OK**

Years With Braves **1978-1981, 1990-2010**

Number Retired **2011**

Known as the consummate “players” manager, Bobby Cox treated everyone with respect and dignity. He spent 29 seasons as a Major League skipper, including 25 seasons in two stints at the helm of the Braves. His 2,504 wins rank fourth all-time and include a franchise-best 2,149 victories with the Braves and 355 with the Toronto Blue Jays. Cox posted an overall career record of 2,504-2001-3 (.556). The 2010 campaign marked his final season on the bench, as Atlanta went 91-71 and claimed the National League’s Wild Card. The 2010 campaign was Cox’s 15th with 90 or more wins, tying him for second all-time in 90-win seasons with Hall of Fame skipper Joe McCarthy (15) and putting him one behind the legendary John McGraw (16). Cox and McCarthy are the only managers in Major League history to compile six 100-win seasons. On June 8, 2009, Cox posted his 2,000th Braves victory, making him just the fourth skipper in big-league history to claim 2,000 wins with one team, joining Connie Mack (Athletics), John McGraw (Giants) and Walter Alston (Dodgers). On September 29, 2004, in the season’s final home game, Cox earned his 2,000th career victory with a 6-4 decision over the New York Mets. He became just the ninth skipper in big-league history to reach the milestone. Cox won 15 division crowns in his career, including 14 straight in Atlanta that led to five pennants (1991, 1992, 1995, 1996 and 1999) and one World Championship (1995). He had a string of 15 consecutive winning seasons from 1991 to 2005, tying him with Al Lopez and Earl Weaver for third place all-time in consecutive winning campaigns. Cox was voted the Manager of the Year by the Baseball Writers Association of America four times (1985 with Toronto and 1991, 2004 and 2005

with Atlanta). The Sporting News, in a poll of his peers, honored Cox as the league’s top skipper seven times with the Braves and eight times overall. No other manager has won the Sporting News award more than three times since the magazine started the balloting in 1936. In 1991 the Associated Press named him MLB Manager of the Year, as he became the first manager to earn that honor in both leagues, having also won it while with the Blue Jays in 1985. Cox brought the city of Atlanta its first major professional sports championship in 1995 when the Braves beat Cleveland, four games to two, in the World Series. Cox managed the Braves from 1978 to ‘81, compiling a 266-323 record and laying the groundwork for the club’s NL West title in 1982. He began a four-year tenure as Toronto’s manager in 1982, lifting a habitual last-place team to within one game of attaining a World Series berth in 1985. Cox returned to the Braves as general manager in October 1985 and oversaw a farm system which set the foundation for great success. He added the field managing responsibilities on June 22, 1990, then devoted all his time to those duties when the Braves named John Schuerholz as General Manager in October of that year. When Braves owner Ted Turner fired Cox in 1981, Turner was asked at the press conference who was likely to be the next manager. “It would be Bobby Cox if I hadn’t just fired him,” Turner said. “We need someone like him around here.” The Braves retired Cox’s uniform number 6 and inducted him into the Braves Hall of Fame in August 2011. He was inducted into the National Baseball Hall of Fame in July 2014, along with two of his former pitchers, Greg Maddux and Tom Glavine.

## MANAGERIAL RECORD

Year	Club / League	W-L	Overall		Vs. Division		Extra Innings	
			Pct.	Pos.	W-L	Pct.	W-L	Pct.
1971	Ft. Lauderdale / FSL	71-70	.504	4th				
1972	West Haven / Eastern	84-56	.600	1st				
1973	Syracuse / International	76-70	.521	3rd				
1974	Syracuse / International	74-70	.514	2nd				
1975	Syracuse / International	72-64	.529	3rd				
1976	Syracuse / International	82-57	.590	2nd				
1978	Atlanta / National	69-93	.426	6th	38-52	.422	6-8	.429

**MANAGERIAL RECORD, CONTINUED**

Year	Club / League	Overall			Vs. Division		Extra Innings	
		W-L	Pct.	Pos.	W-L	Pct.	W-L	Pct.
1979	Atlanta / National	66-94	.413	6th	42-48	.467	3-9	.250
1980	Atlanta / National	81-80	.503	4th	43-46	.483	8-6	.571
1981	Atlanta / National	50-56-1	.472	5th	31-33	.484	10-4	.714
1982	Toronto / American	78-84	.481	T6th	33-45	.423	10-5	.667
1983	Toronto / American	89-73	.549	4th	39-39	.500	11-6	.647
1984	Toronto / American	89-73-1	.549	2nd	37-41	.474	6-12	.333
1985	Toronto / American	99-62	.615	1st	44-33	.571	12-5	.706
1990	Atlanta / National	40-57	.412	6th	22-35	.386	4-8	.333
1991	Atlanta / National	94-68	.580	1st	51-39	.567	8-6	.571
1992	Atlanta / National	98-64	.605	1st	58-32	.644	10-7	.588
1993	Atlanta / National	104-58	.642	1st	55-23	.705	7-6	.538
1994	Atlanta / National	68-66	.586	2nd	23-16	.590	7-2	.778
1995	Atlanta / National	90-54	.625	1st	31-21	.596	3-9	.250
1996	Atlanta / National	96-66	.593	1st	32-20	.615	6-8	.429
1997	Atlanta / National	101-61	.623	1st	29-19	.604	10-10	.500
1998	Atlanta / National	106-56	.654	1st	30-18	.625	2-4	.333
1999	Atlanta / National	103-59	.636	1st	35-16	.686	17-5	.773
2000	Atlanta / National	95-67	.586	1st	27-24	.529	3-5	.375
2001	Atlanta / National	88-74	.543	1st	42-34	.553	8-8	.500
2002	Atlanta / National	101-59-1	.631	1st	47-28	.627	7-8	.467
2003	Atlanta / National	101-61	.623	1st	41-35	.539	7-10	.412
2004	Atlanta / National	96-66	.593	1st	51-25	.671	7-8	.467
2005	Atlanta / National	90-72	.556	1st	42-33	.560	6-7	.462
2006	Atlanta / National	79-83	.488	3rd	35-38	.479	8-3	.727
2007	Atlanta / National	84-78	.519	3rd	39-33	.542	6-9	.400
2008	Atlanta / National	72-90	.444	4th	31-41	.431	3-10	.231
2009	Atlanta / National	86-76	.531	3rd	41-31	.569	9-7	.563
2010	Atlanta / National	91-71	.562	2nd	38-34	.528	8-7	.533
<b>Minor Totals</b>		<b>459-387</b>	<b>.543</b>		<b>---</b>	<b>---</b>	<b>---</b>	<b>---</b>
<b>Atlanta Totals</b>		<b>2149-1709-2</b>	<b>.557</b>		<b>954-774</b>	<b>.552</b>	<b>173-174</b>	<b>.499</b>
<b>Major Totals</b>		<b>2504-2001-3</b>	<b>.556</b>		<b>1107-931</b>	<b>.543</b>	<b>212-202</b>	<b>.512</b>

**RECORD IN POSTSEASON & ALL-STAR GAMES**

Year	Club	League	Opponent	D.S.		L.C.S.		W.S.		A.S.G.	
				W	L	W	L	W	L	W	L
1985	Toronto	American	Kansas City	-	-	3	4	-	-	-	-
1991	Atlanta	National	Pittsburgh	-	-	4	3	-	-	-	-
1992	Atlanta	National	Minnesota	-	-	-	-	3	4	-	-
			Pittsburgh	-	-	4	3	-	-	-	-
			Toronto	-	-	-	-	2	4	-	-
1993	Atlanta	National	American	-	-	-	-	-	-	0	1
			Philadelphia	-	-	2	4	-	-	-	-
			American	-	-	-	-	-	-	0	1
1995	Atlanta	National	Colorado	3	1	-	-	-	-	-	-
			Cincinnati	-	-	4	0	-	-	-	-
			Cleveland	-	-	-	-	4	2	-	-
1996	Atlanta	National	Los Angeles	3	0	-	-	-	-	-	-
			St. Louis	-	-	4	3	-	-	-	-
			New York (A)	-	-	-	-	2	4	-	-
1997	Atlanta	National	American	-	-	-	-	-	-	1	0
			Houston	3	0	-	-	-	-	-	-
			Florida	-	-	2	4	-	-	-	-
1998	Atlanta	National	American	-	-	-	-	-	-	0	1
			Chicago	3	0	-	-	-	-	-	-
			San Diego	-	-	2	4	-	-	-	-
1999	Atlanta	National	Houston	3	1	-	-	-	-	-	-
			New York (N)	-	-	4	2	-	-	-	-
			New York (A)	-	-	-	-	0	4	-	-
2000	Atlanta	National	St. Louis	0	3	-	-	-	-	-	-
			American	-	-	-	-	-	-	0	1
			Houston	3	0	-	-	-	-	-	-
2001	Atlanta	National	Arizona	-	-	1	4	-	-	-	-
			Houston	3	0	-	-	-	-	-	-
2002	Atlanta	National	San Francisco	2	3	-	-	-	-	-	
2003	Atlanta	National	Chicago	2	3	-	-	-	-	-	
2004	Atlanta	National	Houston	2	3	-	-	-	-	-	
2005	Atlanta	National	Houston	1	3	-	-	-	-	-	
2010	Atlanta	National	San Francisco	1	3	-	-	-	-	-	
<b>Totals</b>				<b>26</b>	<b>20</b>	<b>30</b>	<b>31</b>	<b>11</b>	<b>18</b>	<b>1</b>	<b>4</b>



# TOM GLAVINE

# 47

## PITCHER

Full Name **Thomas Michael Glavine**

Bats **Left**

Throws **Left**

Height **6-0**

Weight **205**

DOB **3/25/1966**

Born **Concord, MA**

Years With Braves **1987-2002, 2008**

Number Retired **2010**

Tom Glavine won 305 regular-season games in his 22-year Major League career. But it was his eight innings of one-hit, shutout baseball in Game 6 of the 1995 World Series that accounted for his most significant victory. The Braves won 1-0 to capture the first championship in Atlanta history, and Glavine earned the series Most Valuable Player. The left-hander arrived in Atlanta in 1987 and he won 20 or more games each year from 1991 to 1993. He won two Cy Young awards, first in 1991 and then in 1998. From 1993 to 1999, the Braves featured arguably the game's top starting rotation – led by Glavine, Greg Maddux and John Smoltz. Over that seven-year stretch, Atlanta won six NL West Division titles and the League Championship Series in 1995, 1996 and 1999 in addition to the 1995 World Series. Glavine also pitched in two other Fall Classics – in 1991 and 1992. Following the 2002 season, Glavine signed as a free agent with the New York Mets.

He won his 300th game on August 5, 2007, an 8-3 verdict over the Chicago Cubs, becoming the 23rd pitcher and just the sixth left-hander to reach that plateau. Glavine returned to Atlanta in 2008 before retiring after the 2009 season. On the Braves' career lists, Glavine ranks fourth in wins (244) and strikeouts (2,091). He had five 20-win seasons, leading the NL or tying for the lead each time. Glavine's lifetime ledger was 305-203 with a 3.54 ERA, and his 682 games started ranked 12th on baseball's all-time list when he retired. Possessing excellent control, the 10-time All-Star was a master at mixing up the speed of his pitches and locating them on – or just off – the corners of the strike zone. He also won four Silver Slugger Awards. Glavine was inducted into the National Baseball Hall of Fame in July 2014, after earning 91.9 percent of the vote in his first year on the ballot.

## COMPLETE RECORD

Year	Club	W-L	ERA	G	GS	CG	SHO	SV	IP	H	R	ER	HR	HB	BB	SO	WP	BK
1984	Bradenton	2-3	3.34	8	7	0	0	0	32.1	29	17	12	0	1	13	34	12	0
1985	Sumter	9-6	2.35	26	26	2	1	0	168.2	114	58	44	6	9	73	174	19	0
1986	Greenville	11-6	3.41	22	22	2	1	0	145.1	129	62	55	14	2	70	114	8	0
	Richmond	1-5	5.63	7	7	1	1	0	40.0	40	29	25	4	2	27	12	3	0
1987	Richmond	6-12	3.35	22	22	4	1	0	150.1	142	70	56	15	5	56	91	8	0
	Atlanta	2-4	5.54	9	9	0	0	0	50.1	55	34	31	5	3	33	20	1	1
1988	Atlanta	7-17	4.56	34	34	1	0	0	195.1	201	111	99	12	8	63	84	2	2
1989	Atlanta	14-8	3.68	29	29	6	4	0	186.0	172	88	76	20	2	40	90	2	0
1990	Atlanta	10-12	4.28	33	33	1	0	0	214.1	232	111	102	18	1	78	129	8	1
1991	Atlanta	20-11	2.55	34	34	9	1	0	246.2	201	83	70	17	2	69	192	10	2
1992	Atlanta	20-8	2.76	33	33	7	5	0	225.0	197	81	69	6	2	70	129	5	0
1993	Atlanta	22-6	3.20	36	36	4	2	0	239.1	236	91	85	16	2	90	120	4	0
1994	Atlanta	13-9	3.97	25	25	2	0	0	165.1	173	76	73	10	1	70	140	8	1
1995	Atlanta	16-7	3.08	29	29	3	1	0	198.2	182	76	68	9	5	66	127	3	0
1996	Atlanta	15-10	2.98	36	36	1	0	0	235.1	222	91	78	14	0	85	181	4	0
1997	Atlanta	14-7	2.96	33	33	5	2	0	240.0	197	86	79	20	4	79	152	3	0
1998	Atlanta	20-6	2.47	33	33	4	3	0	229.1	202	67	63	13	2	74	157	3	0
1999	Atlanta	14-11	4.12	35	35	2	0	0	234.0	259	115	107	18	4	83	138	2	0
2000	Atlanta	21-9	3.40	35	35	4	2	0	241.0	222	101	91	24	4	65	152	0	0
2001	Atlanta	16-7	3.57	35	35	1	1	0	219.1	213	92	87	24	2	97	116	2	0
2002	Atlanta	18-11	2.96	36	36	2	1	0	224.2	210	85	74	21	8	78	127	2	0
2003	New York (NL)	9-14	4.52	32	32	0	0	0	183.1	205	94	92	21	2	66	82	2	0
2004	New York (NL)	11-14	3.60	33	33	1	1	0	212.1	204	94	85	20	0	70	109	0	0

2005	New York (NL)	13-13	3.53	33	33	2	1	0	211.1	227	88	83	12	3	61	105	1	0
2006	New York (NL)	15-7	3.82	32	32	0	0	0	198.0	202	94	84	22	6	62	131	1	0
2007	New York (NL)	13-8	4.45	34	34	1	1	0	200.1	219	102	99	23	4	64	89	2	0
2008	Atlanta	2-4	5.54	13	13	0	0	0	63.1	67	40	39	11	1	37	37	0	0
	Myrtle Beach#	0-0	2.25	1	1	0	0	0	4.0	3	1	1	0	1	1	4	0	0
2009	Mississippi#	0-1	3.60	1	1	0	0	0	5.0	4	3	2	0	0	1	1	0	0
	Rome#	1-0	0.00	1	1	0	0	0	6.0	3	0	0	0	0	0	2	1	0
	Mississippi#	0-0	4.50	1	1	0	0	0	2.0	3	1	1	1	0	1	0	0	0
	Gwinnett#	1-0	3.38	2	2	0	0	0	8.0	11	3	3	1	0	2	3	0	0
<b>Minor Totals</b>		<b>31-33</b>	<b>3.19</b>	<b>91</b>	<b>90</b>	<b>9</b>	<b>4</b>	<b>0</b>	<b>561.2</b>	<b>478</b>	<b>244</b>	<b>199</b>	<b>41</b>	<b>20</b>	<b>244</b>	<b>435</b>	<b>51</b>	<b>0</b>
<b>Atlanta Totals</b>		<b>244-147</b>	<b>3.41</b>	<b>518</b>	<b>518</b>	<b>52</b>	<b>22</b>	<b>0</b>	<b>3408.0</b>	<b>3241</b>	<b>1428</b>	<b>1291</b>	<b>258</b>	<b>51</b>	<b>1177</b>	<b>2091</b>	<b>59</b>	<b>7</b>
<b>Major Totals</b>		<b>305-203</b>	<b>3.54</b>	<b>682</b>	<b>682</b>	<b>56</b>	<b>25</b>	<b>0</b>	<b>4413.1</b>	<b>4298</b>	<b>1900</b>	<b>1734</b>	<b>356</b>	<b>66</b>	<b>1500</b>	<b>2607</b>	<b>65</b>	<b>7</b>

Bold indicates led league; #Injury rehabilitation assignment.

## DIVISION SERIES RECORD

Year	Club, Opp.	W-L	ERA	G	GS	CG	SHO	SV	IP	H	R	ER	HR	HB	BB	SO	WP	BK
1995	Atl. vs. Col.	0-0	2.57	1	1	0	0	0	7.0	5	3	2	1	0	1	3	0	0
1996	Atl. vs. LA	1-0	1.35	1	1	0	0	0	6.2	5	1	1	0	0	3	7	0	0
1997	Atl. vs. Hou.	1-0	4.50	1	1	0	0	0	6.0	5	3	3	0	0	5	4	0	0
1998	Atl. vs. Chi.	0-0	1.29	1	1	0	0	0	7.0	3	1	1	0	0	1	8	0	0
1999	Atl. vs. Hou.	0-0	3.00	1	1	0	0	0	6.0	5	2	2	0	1	3	6	0	0
2000	Atl. vs. Stl.	0-1	27.00	1	1	0	0	0	2.1	6	7	7	2	1	1	2	0	0
2001	Atl. vs. Hou.	1-0	0.00	1	1	0	0	0	8.0	6	0	0	0	0	2	3	0	0
2002	Atl. vs. SF	0-2	15.26	2	2	0	0	0	7.2	17	13	13	1	0	7	4	0	0
2006	NYM vs. LA	1-0	0.00	1	1	0	0	0	6.0	4	0	0	0	0	2	2	0	0
<b>D.S. Totals</b>		<b>4-3</b>	<b>4.61</b>	<b>10</b>	<b>10</b>	<b>0</b>	<b>0</b>	<b>0</b>	<b>56.2</b>	<b>56</b>	<b>30</b>	<b>29</b>	<b>4</b>	<b>2</b>	<b>25</b>	<b>39</b>	<b>0</b>	<b>0</b>

## LEAGUE CHAMPIONSHIP SERIES RECORD

Year	Club, Opp.	W-L	ERA	G	GS	CG	SHO	SV	IP	H	R	ER	HR	HB	BB	SO	WP	BK
1991	Atl. vs. Pit.	0-2	3.21	2	2	0	0	0	14.0	12	5	5	1	0	6	11	0	0
1992	Atl. vs. Pit.	0-2	12.27	2	2	0	0	0	7.1	13	11	10	3	2	3	2	0	0
1993	Atl. vs. Phi.	1-0	2.57	1	1	0	0	0	7.0	6	2	2	1	0	0	5	0	0
1995	Atl. vs. Cin.	0-0	1.29	1	1	0	0	0	7.0	7	1	1	0	1	2	5	0	0
1996	Atl. vs. Stl.	1-1	2.08	2	2	0	0	0	13.0	10	3	3	2	1	0	9	0	0
1997	Atl. vs. Fla.	1-1	5.40	2	2	0	0	0	13.1	13	8	8	0	1	11	9	0	0
1998	Atl. vs. SD	0-2	2.31	2	2	0	0	0	11.2	13	6	3	0	0	9	8	0	0
1999	Atl. vs. NY	1-0	0.00	1	1	0	0	0	7.0	7	0	0	0	0	1	0	0	0
2001	Atl. vs. Ari.	1-1	1.50	2	2	0	0	0	12.0	10	4	2	1	0	5	5	1	0
2006	NYM vs. Stl.	1-1	2.45	2	2	0	0	0	11.0	11	3	3	1	0	5	4	0	0
<b>L.C.S. Totals</b>		<b>6-10</b>	<b>3.22</b>	<b>17</b>	<b>17</b>	<b>0</b>	<b>0</b>	<b>0</b>	<b>103.1</b>	<b>102</b>	<b>43</b>	<b>37</b>	<b>9</b>	<b>5</b>	<b>42</b>	<b>66</b>	<b>1</b>	<b>0</b>

## WORLD SERIES RECORD

Year	Club, Opp.	W-L	ERA	G	GS	CG	SHO	SV	IP	H	R	ER	HR	HB	BB	SO	WP	BK
1991	Atl. vs. Min.	1-1	2.70	2	2	1	0	0	13.1	8	6	4	2	0	7	8	0	1
1992	Atl. vs. Tor.	1-1	1.59	2	2	0	0	0	17.0	10	3	3	2	0	4	8	0	0
1995	Atl. vs. Cleve.	2-0	1.29	2	2	0	0	0	14.0	4	2	2	1	0	6	11	1	0
1996	Atl. vs. NYY	0-1	1.29	1	1	0	0	0	7.0	4	2	1	0	0	3	8	0	0
1999	Atl. vs. NYY	0-0	5.14	1	1	0	0	0	7.0	7	5	4	3	0	0	3	0	0
<b>W.S. Totals</b>		<b>4-3</b>	<b>2.16</b>	<b>8</b>	<b>8</b>	<b>3</b>	<b>0</b>	<b>0</b>	<b>58.1</b>	<b>33</b>	<b>18</b>	<b>14</b>	<b>8</b>	<b>0</b>	<b>20</b>	<b>38</b>	<b>1</b>	<b>1</b>

## ALL-STAR GAME RECORD

Year	Club, Site	W-L	ERA	G	GS	CG	SHO	SV	IP	H	R	ER	HR	HB	BB	SO	WP	BK
1991	N.L., Tor.	0-0	0.00	1	1	0	0	0	2.0	1	0	0	0	0	1	3	0	0
1992	N.L., SD	0-1	27.00	1	1	0	0	0	1.2	9	5	5	0	0	0	2	0	0
1993	N.L., Bal.						Did Not Pitch											
1996	N.L., Phi.	0-0	0.00	1	0	0	0	0	1.0	0	0	0	0	0	0	1	0	0
1997	N.L., Cle.						Did Not Pitch											
1998	N.L., Col.	0-0	27.00	1	0	0	0	0	1.1	5	4	4	0	0	3	0	0	0
2000	N.L., Atl.	0-0	0.00	1	0	0	0	0	1.0	0	0	0	0	0	0	1	0	0
2002	N.L., Mil.						Did Not Pitch											
2004	N.L., Hou.	0-0	0.00	1	0	0	0	0	1.0	1	0	0	0	0	0	0	0	0
2006	N.L., Pit.						Did Not Pitch											
<b>All-Star Totals</b>		<b>0-1</b>	<b>10.13</b>	<b>6</b>	<b>2</b>	<b>0</b>	<b>0</b>	<b>0</b>	<b>8.0</b>	<b>16</b>	<b>9</b>	<b>9</b>	<b>0</b>	<b>0</b>	<b>4</b>	<b>7</b>	<b>0</b>	<b>0</b>



# CHIPPER JONES

# 10

## INFIELDER

Full Name **Larry Wayne Jones, Jr.**

Bats **Switch**

Throws **Right**

Height **6-4**

Weight **210**

DOB **4/24/1972**

Born **DeLand, FL**

Years With Braves **1993, 1995-2012**

Number Retired **2013**

Chipper Jones went from a first overall draft pick to a first-ballot Hall of Famer. In between, he spent his entire 18-year major league career in a Braves uniform, playing in more games than anyone in Atlanta history (2,499). He is the Atlanta career leader in virtually every offensive category, including hits (2,726), doubles (549), home runs (468), RBI (1,623), runs (1,619), total bases (4,755), extra-base hits (1,055), walks (franchise-record 1,512), on-base percentage (franchise-record .401) and at-bats (8,984). His .303 batting average and .529 slugging percentage rank second and his 38 triples tied for second. On the franchise career lists, Jones is second to Hank Aaron in games, at-bats, runs, hits, doubles, RBI, total bases and extra-base hits; third in home runs and slugging percentage; and tied for fifth in batting average. Jones is the lone switch-hitter in Major League Baseball history with a lifetime .300 batting average and 300-plus home runs. Only Frankie Frisch posted a higher average (.316), only Eddie Murray collected more RBI (1,917) and only

Mickey Mantle (536) and Murray (504) slugged more homers. The Braves selected Jones in the 1990 amateur draft, and five years later he was runner-up for National League Rookie of the Year honors (to Los Angeles pitcher Hideo Nomo). Jones evolved into a premier third baseman and was an eight-time All-Star, including four starts. He was named the 1999 NL Most Valuable Player after batting .319 with 41 doubles, 45 homers, 110 RBI, 116 runs and 126 walks. Five other times he finished in the top 10 in MVP balloting. On July 5, 2007, Jones passed Dale Murphy for the most home runs in Atlanta annals. In 2008, Jones led the league with a .364 batting average (third-best in franchise history). He owns four of the top 10 season on-base percentages in franchise history, including an Atlanta-record .470 mark in 2008. In his first year of eligibility for the National Baseball Hall of Fame in 2018, Jones received 97.2 percent of the vote. He was inducted into the Braves Hall of Fame in 2013 and the Georgia Sports Hall of Fame in 2015..

## COMPLETE RECORD

Year	Club	AVG	G	AB	R	H	2B	3B	HR	RBI	SH	SF	HP	BB	SO	SB-CS	OBP	SLG	E	
1990	GCL Braves	.229	44	140	20	32	1	1	1	18	2	2	6	14	25	5-3	.321	.271	18	
1991	Macon	.326	136	473	<b>104</b>	154	24	11	15	98	1	10	3	69	70	40-9	.407	.518	56	
1992	Durham	.277	70	264	43	73	22	1	4	31	1	3	2	31	34	10-8	.353	.413	14	
	Greenville	.346	67	266	43	92	17	11	9	42	4	4	0	11	32	14-1	.367	.594	18	
1993	Richmond	.325	139	536	<b>97</b>	<b>174</b>	31	<b>12</b>	13	89	3	6	1	57	70	23-8	.387	.500	43	
	Atlanta	.667	8	3	2	2	1	<b>0</b>	0	0	0	0	0	1	1	0-0	.750	1.000	0	
1994	Atlanta																			
1995	Atlanta	.265	140	524	87	139	22	3	23	86	1	4	0	73	99	8-4	.353	.450	25	
1996	Atlanta	.309	157	598	114	185	32	5	30	110	1	7	0	87	88	14-1	.393	.530	17	
1997	Atlanta	.295	157	597	100	176	41	3	21	111	0	6	0	76	88	20-5	.371	.479	15	
1998	Atlanta	.313	160	601	123	188	29	5	34	107	1	8	1	96	93	16-6	.404	.547	12	
1999	Atlanta	.319	157	567	116	181	41	1	45	110	0	6	2	126	94	25-3	.441	.633	17	
2000	Atlanta	.311	156	579	118	180	38	1	36	111	0	10	2	95	64	14-7	.404	.566	25	
2001	Atlanta	.330	159	572	113	189	33	5	38	102	0	5	2	98	82	9-10	.427	.605	18	
2002	Atlanta	.327	158	548	90	179	35	1	26	100	0	5	2	107	89	8-2	.435	.536	7	
2003	Atlanta	.305	153	555	103	169	33	2	27	106	0	6	1	94	83	2-2	.402	.517	7	
2004	Atlanta	.248	137	472	69	117	20	1	30	96	0	7	4	84	96	2-0	.362	.485	6	
	Rome#	.000	1	4	0	0	0	0	0	0	0	0	0	0	0	0-0	1.000	.000	0	
2005	Atlanta	.296	109	358	66	106	30	0	21	72	0	2	0	72	56	5-1	.412	.556	5	
	Rome#	.500	3	6	1	3	0	0	0	2	0	0	0	3	1	0-0	.667	.500	1	
2006	Atlanta	.324	110	411	87	133	28	3	26	86	0	4	1	61	73	6-1	.409	.596	18	
	Mississippi#	.167	2	6	1	1	0	0	0	0	0	0	0	2	0	0-0	.167	.167	1	
2007	Atlanta	.337	134	513	108	173	42	4	29	102	0	5	0	82	75	5-1	.425	.604	9	
2008	Atlanta	<b>.364</b>	128	439	82	160	24	1	22	75	0	4	1	90	61	4-0	.470	.574	13	
2009	Atlanta	.264	143	488	80	129	23	2	18	71	0	6	1	101	89	4-1	.388	.430	22	
2010	Atlanta	.265	95	317	47	84	21	0	10	46	0	3	0	61	47	5-0	.381	.426	10	
2011	Atlanta	.275	126	455	56	125	33	1	18	70	0	6	0	51	80	2-2	.344	.470	6	
	Rome#	.333	2	3	0	1	0	0	0	1	0	1	0	2	1	0-0	.500	.333	0	
2012	Atlanta	.287	112	387	58	111	23	0	14	62	0	3	1	57	51	1-0	.377	.455	11	
	Rome#	.250	2	4	0	1	0	0	0	1	0	0	0	2	1	0-0	.500	.250	1	
<b>Minor Totals</b>		<b>.312</b>	<b>466</b>	<b>1702</b>	<b>309</b>	<b>531</b>	<b>95</b>	<b>36</b>	<b>42</b>	<b>282</b>	<b>11</b>	<b>26</b>	<b>12</b>	<b>189</b>	<b>236</b>	<b>92-30</b>	<b>.379</b>	<b>.484</b>	<b>152</b>	
<b>Major Totals</b>		<b>.303</b>	<b>2499</b>	<b>8984</b>	<b>1619</b>	<b>2726</b>	<b>549</b>	<b>38</b>	<b>468</b>	<b>1623</b>	<b>3</b>	<b>97</b>	<b>18</b>	<b>1512</b>	<b>1409</b>	<b>150-46</b>	<b>.401</b>	<b>.529</b>	<b>243</b>	

Bold indicates led league; # Injury rehabilitation assignment.

**WILD CARD GAME RECORD**

Year	Club, Opp.	AVG	G	AB	R	H	2B	3B	HR	RBI	SH	SF	HP	BB	SO	SB	CS	E
2012	Atl. vs. Stl.	.200	1	5	0	1	0	0	0	0	0	0	0	0	1	0	0	1

**DIVISION SERIES RECORD**

Year	Club, Opp.	AVG	G	AB	R	H	2B	3B	HR	RBI	SH	SF	HP	BB	SO	SB	CS	E
1995	Atl. vs. Col.	.389	4	18	4	7	2	0	2	4	0	0	0	2	2	2	0	0
1996	Atl. vs. LA	.222	3	9	2	2	0	0	1	2	0	0	0	3	4	1	1	0
1997	Atl. vs. Hou.	.500	3	8	3	4	0	0	1	2	0	1	0	3	2	1	0	1
1998	Atl. vs. Chi.	.200	2	10	2	2	0	0	0	1	0	0	0	4	3	0	0	0
1999	Atl. vs. Hou.	.231	4	13	2	3	0	0	0	1	0	1	0	5	2	0	0	1
2000	Atl. vs. Stl.	.333	3	12	2	4	1	0	0	1	0	0	0	1	4	0	0	2
2001	Atl. vs. Hou.	.444	3	9	2	4	0	0	2	5	0	0	0	3	1	0	1	0
2002	Atl. vs. SF	.294	5	17	3	5	0	0	0	2	0	0	0	5	2	0	0	0
2003	Atl. vs. Chi.	.167	5	18	3	3	0	0	2	6	0	0	0	3	4	0	0	0
2004	Atl. vs. Hou.	.200	5	20	4	4	0	0	0	0	0	0	0	3	2	0	0	0
2005	Atl. vs. Hou.	.176	4	17	3	3	2	0	1	2	0	0	0	4	4	0	0	0
<b>D.S. Totals</b>		<b>.272</b>	<b>41</b>	<b>151</b>	<b>30</b>	<b>41</b>	<b>5</b>	<b>0</b>	<b>9</b>	<b>26</b>	<b>0</b>	<b>2</b>	<b>0</b>	<b>36</b>	<b>30</b>	<b>2</b>	<b>2</b>	<b>4</b>

**LEAGUE CHAMPIONSHIP SERIES RECORD**

Year	Club, Opp.	AVG	G	AB	R	H	2B	3B	HR	RBI	SH	SF	HP	BB	SO	SB	CS	E
1995	Atl. vs. Cin.	.438	4	16	3	7	0	0	1	3	0	0	0	3	1	1	0	0
1996	Atl. vs. StL.	.440	7	25	6	11	2	0	0	4	0	1	0	3	1	1	0	1
1997	Atl. vs. Fla.	.292	6	24	5	7	1	0	2	4	1	0	0	2	3	0	0	0
1998	Atl. vs. SD	.208	6	24	2	5	1	0	0	1	0	0	0	4	5	0	0	0
1999	Atl. vs. NY	.263	6	19	3	5	2	0	0	1	0	0	1	9	7	3	0	2
2001	Atl. vs. Ari.	.263	5	19	1	5	1	0	0	2	0	0	0	3	6	0	0	1
<b>L.C.S. Totals</b>		<b>.315</b>	<b>34</b>	<b>127</b>	<b>20</b>	<b>40</b>	<b>7</b>	<b>0</b>	<b>3</b>	<b>15</b>	<b>1</b>	<b>1</b>	<b>1</b>	<b>24</b>	<b>23</b>	<b>5</b>	<b>0</b>	<b>4</b>

**WORLD SERIES RECORD**

Year	Club, Opp.	AVG	G	AB	R	H	2B	3B	HR	RBI	SH	SF	HP	BB	SO	SB	CS	E
1995	Atl. vs. Cle.	.286	6	21	3	6	3	0	0	1	0	1	0	4	3	0	0	1
1996	Atl. vs. NY	.286	6	21	3	6	3	0	0	3	0	1	0	4	2	1	0	0
1999	Atl. vs. NY	.231	4	13	2	3	0	0	1	2	0	0	0	4	2	0	1	0
<b>W.S. Totals</b>		<b>.273</b>	<b>16</b>	<b>55</b>	<b>8</b>	<b>15</b>	<b>6</b>	<b>0</b>	<b>1</b>	<b>6</b>	<b>0</b>	<b>2</b>	<b>0</b>	<b>12</b>	<b>7</b>	<b>1</b>	<b>1</b>	<b>1</b>

**ALL-STAR GAME RECORD**

Year	Club, Site	AVG	G	AB	R	H	2B	3B	HR	RBI	SH	SF	HP	BB	SO	SB	CS	E
1996	N.L., Phi.	.500	1	2	1	1	0	0	0	0	0	0	0	0	0	0	0	0
1997	N.L., Cle.	.000	1	1	0	0	0	0	0	0	0	0	0	1	0	0	0	0
1998	N.L., Col.	.000	1	2	1	0	0	0	0	0	0	0	0	0	0	0	0	0
2000	N.L., Atl.	1.000	1	3	1	3	0	0	1	1	0	0	0	0	0	0	0	0
2001	N.L., Sea.	.000	1	2	0	0	0	0	0	0	0	0	0	0	0	0	0	0
2008	N.L., NYY	.333	1	3	0	1	0	0	0	0	0	0	0	0	1	0	0	0
2011	N.L., Ari.					Injured - Did not play												
2012	N.L., KC	1.000	1	1	0	1	0	0	0	0	0	0	0	0	0	0	0	0
<b>All-Star Totals</b>		<b>.429</b>	<b>7</b>	<b>14</b>	<b>3</b>	<b>6</b>	<b>0</b>	<b>0</b>	<b>1</b>	<b>1</b>	<b>0</b>	<b>0</b>	<b>0</b>	<b>1</b>	<b>1</b>	<b>0</b>	<b>0</b>	<b>0</b>

**WORLD BASEBALL CLASSIC RECORD**

Year	Club	AVG	G	AB	R	H	2B	3B	HR	RBI	SH	SF	HP	BB	SO	SB	CS	E
2006	United States	.353	6	17	6	6	1	0	2	2	2	2	1	4	1	0	0	0
2009	United States	.000	3	10	0	0	0	0	0	0	0	0	0	1	6	0	0	0
<b>W.B.C. Totals</b>		<b>.222</b>	<b>9</b>	<b>27</b>	<b>6</b>	<b>6</b>	<b>1</b>	<b>0</b>	<b>2</b>	<b>2</b>	<b>2</b>	<b>2</b>	<b>1</b>	<b>5</b>	<b>7</b>	<b>0</b>	<b>0</b>	<b>0</b>



# GREG MADDUX

# 31

## PITCHER

Full Name **Gregory Alan Maddux**

Bats **Right**

Throws **Right**

Height **6-0**

Weight **170**

DOB **4/14/1966**

Born **San Angelo, TX**

Years With Braves **1993-2003**

Number Retired **2009**

Greg Maddux became the most dominant pitcher in baseball during his 11 seasons with the Braves from 1993 to 2003. On the heels of winning his first Cy Young Award in 1992 with the Chicago Cubs, Maddux signed with the Braves as a free agent and proceeded to win three consecutive Cy Young awards. With Atlanta, Maddux led the NL in ERA four times (1993, 1994, 1995 and 1998) and wins twice (1994 and 1995). His franchise-record 1.56 ERA during the 1994 season was the second-lowest in the major leagues since Bob Gibson's 1.12 mark in 1968. In 1995, Maddux went 19-2 with a 1.63 ERA while leading the league with 209.2 innings pitched, 10 complete games and three shutouts and helping the Braves win the World Series. On the Braves' career lists, Maddux ranks second in ERA (2.63), fifth in strikeouts (1,828), sixth in wins (194) and 10th in shutouts (21). The right-hander known as "Mad Dog" featured pinpoint control and uncanny late movement on his fastball. After leaving Atlanta, Maddux

had a second stint with the Cubs and before playing for the Los Angeles Dodgers and San Diego Padres. He won 15 or more games for 17 consecutive seasons (1988-2004) – the only pitcher in major league history to do so. Upon his retirement, Maddux ranked eighth all-time with 355 wins and 10th with 3,371 strikeouts. He won a record 18 Gold Gloves, including 10 with the Braves. He was an eight-time All-Star and the NL starting pitcher in 1994, 1997 and 1998. Maddux was inducted into the Braves Hall of Fame in 2009. At the induction ceremony, manager Bobby Cox remarked: "I get asked all the time was he the best pitcher I ever saw? Was he the smartest pitcher I ever saw? The most competitive I ever saw? The best teammate I ever saw? The answer is yes to all of those." Maddux was inducted into the National Baseball Hall of Fame in 2014, earning 97.2 percent of the vote (the 10th-highest total ever) in his first year on the ballot.

## COMPLETE RECORD

Year	Club	W-L	ERA	G	GS	CG	SHO	SV	IP	H	R	ER	HR	HB	BB	SO	WP	BK
1984	Pikeville	6-2	2.63	14	12	2	2	0	85.2	63	35	25	2	8	41	62	4	1
1985	Peoria	13-9	3.19	27	27	6	0	0	186.0	176	86	66	9	6	52	125	5	2
1986	Pittsfield	4-3	2.69	8	8	4	2	0	63.2	49	22	19	1	1	15	35	1	4
	Iowa	10-1	3.02	18	18	5	2	0	128.1	127	49	43	3	12	30	65	4	5
	Chicago (NL)	2-4	5.52	6	5	1	0	0	31.0	44	20	19	3	1	11	20	2	0
1987	Iowa	3-0	0.98	4	4	2	2	0	27.2	17	3	3	1	2	12	22	2	0
	Chicago (NL)	6-14	5.61	30	27	1	1	0	155.2	181	111	97	17	4	74	101	4	7
1988	Chicago (NL)	18-8	3.18	34	34	9	3	0	249.0	230	97	88	13	9	81	140	3	6
1989	Chicago (NL)	19-12	2.95	35	35	7	1	0	238.1	222	90	78	13	6	82	135	5	3
1990	Chicago (NL)	15-15	3.46	35	<b>35</b>	8	2	0	237.0	<b>242</b>	116	91	11	4	71	144	3	3
1991	Chicago (NL)	15-11	3.35	37	<b>37</b>	7	2	0	<b>263.0</b>	232	113	98	18	6	66	198	6	3
1992	Chicago (NL)	<b>20-11</b>	2.81	35	<b>35</b>	9	4	0	<b>268.0</b>	201	68	65	7	<b>14</b>	70	199	5	0
1993	Atlanta	20-10	<b>2.36</b>	36	<b>36</b>	<b>8</b>	1	0	<b>267.0</b>	228	85	70	14	6	52	197	5	1
1994	Atlanta	<b>16-6</b>	<b>1.56</b>	25	25	<b>10</b>	<b>3</b>	0	<b>202.0</b>	150	44	35	4	6	31	156	3	1
1995	Atlanta	<b>19-2</b>	<b>1.63</b>	28	28	<b>10</b>	<b>3</b>	0	<b>209.2</b>	147	39	38	8	4	23	181	1	0
1996	Atlanta	15-11	2.72	35	35	5	1	0	245.0	225	85	74	11	3	28	172	4	0
1997	Atlanta	19-4	2.20	33	33	5	2	0	232.2	200	58	57	9	6	20	177	0	0
1998	Atlanta	18-9	<b>2.22</b>	34	34	9	<b>5</b>	0	251.0	201	75	62	13	7	45	204	4	0
1999	Atlanta	19-9	3.57	33	33	4	0	0	219.1	258	103	87	16	4	37	136	1	0
2000	Atlanta	19-9	3.00	35	35	6	<b>3</b>	0	249.1	225	91	83	19	10	42	190	1	2
2001	Atlanta	17-11	3.05	34	34	3	<b>3</b>	0	235.0	220	86	79	20	7	27	173	2	0
2002	Atlanta	16-6	2.62	34	34	0	<b>0</b>	0	199.1	194	67	58	14	4	45	118	1	0
2003	Atlanta	16-11	3.96	36	<b>36</b>	1	0	0	218.1	225	112	96	24	8	33	124	3	0



2004	Chicago (NL)	16-11	4.02	33	33	2	1	0	212.2	218	103	95	35	9	33	151	2	0
2005	Chicago (NL)	13-15	4.24	35	<b>35</b>	3	0	0	225.0	239	112	106	29	7	36	136	8	0
2006	Chicago (NL)	9-11	4.69	22	22	0	0	0	136.1	153	78	71	14	0	23	81	0	0
	Los Angeles (NL)	6-3	3.30	12	12	0	0	0	73.2	66	31	27	6	0	14	36	0	0
2007	San Diego	14-11	4.14	34	34	1	0	0	198.0	221	92	91	14	6	25	104	5	0
2008	San Diego	6-9	3.99	26	26	0	0	0	153.1	161	80	68	16	5	26	80	2	2
	Los Angeles (NL)	2-4	5.09	7	7	0	0	0	40.2	43	25	23	5	1	4	18	0	0
<b>Minor Totals</b>		<b>36-15</b>	<b>2.86</b>	<b>71</b>	<b>69</b>	<b>19</b>	<b>8</b>	<b>0</b>	<b>491.1</b>	<b>432</b>	<b>195</b>	<b>156</b>	<b>16</b>	<b>29</b>	<b>150</b>	<b>309</b>	<b>16</b>	<b>12</b>
<b>Atlanta Totals</b>		<b>194-88</b>	<b>2.63</b>	<b>363</b>	<b>363</b>	<b>61</b>	<b>21</b>	<b>0</b>	<b>2526.2</b>	<b>2273</b>	<b>845</b>	<b>739</b>	<b>152</b>	<b>65</b>	<b>383</b>	<b>1828</b>	<b>25</b>	<b>4</b>
<b>Major Totals</b>		<b>355-227</b>	<b>3.16</b>	<b>744</b>	<b>740</b>	<b>109</b>	<b>35</b>	<b>0</b>	<b>5008.1</b>	<b>4726</b>	<b>1981</b>	<b>1756</b>	<b>353</b>	<b>137</b>	<b>999</b>	<b>3371</b>	<b>70</b>	<b>28</b>

Bold indicates led league; #Injury rehabilitation assignment.

## DIVISION SERIES RECORD

Year	Club, Opp.	W-L	ERA	G	GS	CG	SHO	SV	IP	H	R	ER	HR	HB	BB	SO	WP	BK
1995	Atl. vs. Col.	1-0	4.50	2	2	0	0	0	14.0	19	7	7	3	1	2	7	0	0
1996	Atl. vs. LAD	1-0	0.00	1	1	0	0	0	7.0	3	2	0	0	0	0	7	0	0
1997	Atl. vs. Hou.	1-0	1.00	1	1	1	0	0	9.0	7	1	1	0	0	1	6	0	0
1998	Atl. vs. Chi.	1-0	2.57	1	1	0	0	0	7.0	7	2	2	0	0	0	4	0	0
1999	Atl. vs. Hou.	0-1	2.57	2	1	0	0	0	7.0	10	2	2	2	0	5	5	0	0
2000	Atl. vs. StL.	0-1	11.25	1	1	0	0	0	4.0	9	7	5	1	0	3	2	0	0
2001	Atl. vs. Hou.	0-0	3.00	1	1	0	0	0	6.0	4	3	2	1	0	3	5	0	0
2002	Atl. vs. SF	1-0	3.00	1	1	0	0	0	6.0	5	2	2	1	1	1	3	0	0
2003	Atl. vs. Chi.	0-1	3.00	1	1	0	0	0	6.0	6	2	2	0	0	1	1	1	0
2006	LAD vs. NYM	0-0	9.00	1	1	0	0	0	4.0	7	4	4	0	1	2	0	0	0
2008	LAD vs. Chi.	0-0	0.00	1	0	0	0	0	1.0	1	0	0	0	0	0	0	0	0
<b>D.S. Totals</b>		<b>5-3</b>	<b>3.42</b>	<b>13</b>	<b>11</b>	<b>1</b>	<b>0</b>	<b>0</b>	<b>71.0</b>	<b>78</b>	<b>32</b>	<b>27</b>	<b>8</b>	<b>3</b>	<b>18</b>	<b>40</b>	<b>1</b>	<b>0</b>

## LEAGUE CHAMPIONSHIP SERIES RECORD

Year	Club, Opp.	W-L	ERA	G	GS	CG	SHO	SV	IP	H	R	ER	HR	HB	BB	SO	WP	BK
1989	Chi. vs. SF	0-1	13.50	2	2	0	0	0	7.1	13	12	11	2	1	4	5	1	0
1993	Atl. vs. Phi.	1-1	4.97	2	2	0	0	0	12.2	11	8	7	2	0	7	11	0	0
1995	Atl. vs. Cin.	1-0	1.13	1	1	0	0	0	8.0	7	1	1	0	1	2	4	1	0
1996	Atl. vs. StL.	1-1	2.51	2	2	0	0	0	14.1	15	9	4	1	0	2	10	1	0
1997	Atl. vs. Fla.	0-2	1.38	2	2	0	0	0	13.0	9	7	2	0	1	4	16	0	0
1998	Atl. vs. SD	0-1	3.00	2	1	0	0	1	6.0	5	2	2	0	1	3	4	0	0
1999	Atl. vs. NYM	1-0	1.93	2	2	0	0	0	14.0	12	3	3	1	0	1	7	0	0
2001	Atl. vs. Ari.	0-2	5.40	2	2	0	0	0	10.0	14	8	6	0	1	2	7	0	0
2008	LAD vs. Phi.	0-0	0.00	2	0	0	0	0	3.0	3	2	0	0	0	1	3	0	0
<b>L.C.S. Totals</b>		<b>4-8</b>	<b>3.67</b>	<b>17</b>	<b>14</b>	<b>0</b>	<b>0</b>	<b>1</b>	<b>88.1</b>	<b>89</b>	<b>52</b>	<b>36</b>	<b>6</b>	<b>5</b>	<b>26</b>	<b>67</b>	<b>3</b>	<b>0</b>

## WORLD SERIES RECORD

Year	Club, Opp.	W-L	ERA	G	GS	CG	SHO	SV	IP	H	R	ER	HR	HB	BB	SO	WP	BK
1995	Atl. vs. Cle.	1-1	2.25	2	2	1	0	0	16.0	9	6	4	1	0	3	8	0	0
1996	Atl. vs. NYY	1-1	1.72	2	2	0	0	0	15.2	14	3	3	0	1	1	5	0	0
1999	Atl. vs. NYY	0-1	2.57	1	1	0	0	0	7.0	5	4	2	0	0	3	5	0	0
<b>W.S. Totals</b>		<b>2-3</b>	<b>2.09</b>	<b>5</b>	<b>5</b>	<b>1</b>	<b>0</b>	<b>0</b>	<b>38.2</b>	<b>28</b>	<b>13</b>	<b>9</b>	<b>1</b>	<b>1</b>	<b>7</b>	<b>18</b>	<b>0</b>	<b>0</b>

## ALL-STAR GAME RECORD

Year	Club, Site	W-L	ERA	G	GS	CG	SHO	SV	IP	H	R	ER	HR	HB	BB	SO	WP	BK
1988	N.L., Cin.						Did Not Pitch											
1992	N.L., SD	0-0	6.75	1	0	0	0	0	1.1	1	1	1	1	1	0	0	0	0
1994	N.L., Pit.	0-0	3.00	1	1	0	0	0	3.0	3	1	1	0	1	0	2	0	0
1995	N.L., Tex.						Did Not Pitch											
1996	N.L., Phi.						Did Not Pitch											
1997	N.L., Cle.	0-0	4.50	1	1	0	0	0	2.0	2	1	1	1	1	0	0	0	0
1998	N.L., Col.	0-0	0.00	1	1	0	0	0	2.0	3	0	0	0	0	1	1	0	0
2000	N.L., Atl.						Did Not Pitch											
<b>All-Star Totals</b>		<b>0-0</b>	<b>3.24</b>	<b>4</b>	<b>3</b>	<b>0</b>	<b>0</b>	<b>0</b>	<b>8.1</b>	<b>9</b>	<b>3</b>	<b>3</b>	<b>2</b>	<b>3</b>	<b>1</b>	<b>3</b>	<b>0</b>	<b>0</b>



# EDDIE MATHEWS

# 41

## INFIELDER

Full Name **Edwin Lee Mathews**

Batted **Left**

Threw **Right**

Height **6-1**

Weight **200**

DOB **10/13/1931**

Born **Texarkana, TX**

Died: **2/18/2001 in LaJolla, CA**

Years With Braves **1952-66** Number Retired: **1969**

Eddie Mathews is the only player in franchise history to play for the Braves in Boston (1952), Milwaukee (1953-65) and Atlanta (1966). The nine-time N.L. All-Star third baseman ranks second in club annals with 493 home runs; and third with 2,223 games, 8,049 at-bats, 1,452 runs, 2,201 hits, 338 doubles, 1,388 RBI and 4,158 total bases. Mathews finished third in Rookie of the Year balloting in 1952, and the following year was runner-up for Most Valuable Player after leading the NL with 47 home runs (tied for the second-most in Braves' history) to go with a .302 batting average and a franchise-record 135 RBI. Mathews also was the MVP runner-up in 1959, when

he batted .306 with a league-best 46 homers and 114 RBI. He played for the 1957 World Series champions (his 10th-inning two-run homer won Game 4) and the 1958 NL pennant winners. Following the 1966 season, Mathews was traded to the Houston Astros, and he became the seventh player in baseball history to hit 500 career home runs July 14, 1967. He subsequently played for the Detroit Tigers in 1967 and 1968. Mathews returned to the Braves as a coach in 1971 and served as manager from 1972 to 1974, compiling a 149-161-1 record. Mathews was inducted into the National Baseball Hall of Fame in 1978 and into the Braves Hall of Fame in 1999.

## COMPLETE RECORD

Year	Club	AVG	G	AB	R	H	2B	3B	HR	RBI	BB	SO	SB
1949	High Point	.366	62	238	62	87	20	3	17	56	---	---	5
1950	Atlanta	.286	146	552	103	158	24	9	32	106	---	---	4
1951	Milwaukee	.333	12	9	2	3	0	0	1	5	---	---	0
	Atlanta	.289	37	128	23	37	5	4	6	29	---	---	0
1952	Boston	.242	145	528	80	128	23	5	25	58	59	115	6
1953	Milwaukee	.302	157	579	110	175	31	8	47	135	99	83	1
1954	Milwaukee	.290	138	476	96	138	21	4	40	103	113	61	10
1955	Milwaukee	.289	141	499	108	144	23	5	41	101	109	98	3
1956	Milwaukee	.272	151	552	103	150	21	2	37	95	91	86	6
1957	Milwaukee	.292	148	572	109	167	28	9	32	94	90	79	2
1958	Milwaukee	.251	149	546	97	137	18	1	31	77	85	85	5
1959	Milwaukee	.306	148	594	118	182	16	8	46	114	80	71	2
1960	Milwaukee	.277	153	548	108	152	19	7	39	124	111	113	7
1961	Milwaukee	.306	152	572	103	175	23	6	32	91	93	95	12
1962	Milwaukee	.265	152	536	106	142	25	6	29	90	101	90	4
1963	Milwaukee	.263	158	547	82	144	27	4	23	84	124	119	3
1964	Milwaukee	.235	141	502	83	117	19	1	23	74	85	100	2
1965	Milwaukee	.251	156	546	77	137	23	0	32	95	73	110	1
1966	Atlanta	.250	134	452	72	113	21	4	16	53	63	82	1
1967	Houston	.238	101	328	39	78	13	2	10	38	48	65	2
	Detroit	.231	36	108	14	25	3	0	6	19	15	23	0
1968	Detroit	.212	31	52	4	11	0	0	3	8	5	12	0
<b>Minor Totals</b>		<b>.307</b>	<b>257</b>	<b>927</b>	<b>190</b>	<b>285</b>	<b>49</b>	<b>16</b>	<b>56</b>	<b>196</b>			<b>9</b>
<b>A.L. Totals</b>		<b>.225</b>	<b>67</b>	<b>160</b>	<b>18</b>	<b>36</b>	<b>3</b>	<b>0</b>	<b>9</b>	<b>27</b>	<b>20</b>	<b>35</b>	<b>0</b>
<b>N.L. Totals</b>		<b>.272</b>	<b>2324</b>	<b>8377</b>	<b>1491</b>	<b>2279</b>	<b>351</b>	<b>72</b>	<b>503</b>	<b>1426</b>	<b>1424</b>	<b>1452</b>	<b>68</b>
<b>Braves Totals</b>		<b>.273</b>	<b>2223</b>	<b>8049</b>	<b>1452</b>	<b>2201</b>	<b>338</b>	<b>70</b>	<b>493</b>	<b>1388</b>	<b>1376</b>	<b>1387</b>	<b>66</b>
<b>Major Totals</b>		<b>.271</b>	<b>2391</b>	<b>8537</b>	<b>1509</b>	<b>2315</b>	<b>354</b>	<b>72</b>	<b>512</b>	<b>1453</b>	<b>1444</b>	<b>1487</b>	<b>68</b>

## WORLD SERIES RECORD

Year	Club, Opp	AVG	G	AB	R	H	2B	3B	HR	RBI	BB	SO	SB
1957	Mil. vs. NY	.227	7	22	4	5	3	0	1	4	8	5	0
1958	Mil. vs. NY	.160	7	25	3	4	2	0	0	3	6	11	1
1968	Det. vs. StL.	.333	2	3	0	1	0	0	0	0	1	1	0
<b>W.S. Totals</b>		<b>.200</b>	<b>16</b>	<b>50</b>	<b>7</b>	<b>10</b>	<b>5</b>	<b>0</b>	<b>1</b>	<b>7</b>	<b>15</b>	<b>17</b>	<b>1</b>



# DALE MURPHY

# 3

**OUTFIELDER** Full Name **Dale Bryan Murphy**
Bats **Right**Throws **Right**Height **6-5**Weight **215**DOB **3/12/1956**Born **Portland, OR**Years With Braves **1976-90**Number Retired **1994**

The Braves drafted Dale Murphy No. 5 overall in 1974, but five years later he had yet to reach his potential as a sometime catcher/sometime first baseman. Then, manager Bobby Cox made Murphy a full-time outfielder and from 1980 to 1989, Murphy averaged 31 home runs and 93 RBI. He was the back-to-back NL Most Valuable Player in 1982 (.281, 36 home runs, 109 RBI and 23 stolen bases) and 1983 (.302, 36 home runs, 121 RBI, franchise-record 131 runs scored and 30 stolen bases). In 1983, Murphy became the sixth different player in baseball history with 30 home runs and 30 stolen bases in a season. He led the NL with 332 total bases and tied for the lead with 36 home runs in 1984 and topped the circuit with 37 home runs and 118 runs scored the

following year. From September 26, 1981, to July 8, 1986, Murphy played in 740 consecutive games. He appeared in seven All-Star Games – leading all vote-getters in 1985 – and won five Gold Glove Awards and four Silver Slugger Awards. Throughout his career, Murphy displayed a high moral character, receiving the Lou Gehrig Award in 1985 and the Roberto Clemente Award in 1988. On the Braves' career lists, he is fourth in games played (1,926), runs (1,103), hits (1,901), home runs (371), RBI (1,143) and total bases (3,394), and he is second in each category to Chipper Jones since the franchise moved to Atlanta. "Murph" was inducted into the Braves Hall of Fame in 2000.

## COMPLETE RECORD

Year	Club	AVG	G	AB	R	H	2B	3B	HR	RBI	BB	SO	SB
1974	Kingsport	.254	54	181	28	46	7	0	5	31	24	53	0
1975	Greenwood	.228	131	443	48	101	20	1	5	48	36	63	5
1976	Savannah	.267	104	352	37	94	13	5	12	55	25	61	6
	Richmond	.260	18	50	10	13	1	1	4	8	1	12	0
	Atlanta	.262	19	65	3	17	6	0	0	9	7	9	0
1977	Richmond	.305	127	466	71	142	33	4	22	90	33	64	4
	Atlanta	.316	18	76	5	24	8	1	2	14	0	8	0
1978	Atlanta	.226	151	530	66	120	14	3	23	79	42	145	11
1979	Atlanta	.276	104	384	53	106	7	2	21	57	38	67	6
1980	Atlanta	.281	156	569	98	160	27	2	33	89	59	133	9
1981	Atlanta	.247	104	369	43	91	12	1	13	50	44	72	14
1982	Atlanta	.281	162	598	113	168	23	2	36	109	93	134	23
1983	Atlanta	.302	162	589	131	178	24	4	36	121	90	110	30
1984	Atlanta	.290	162	607	94	176	32	8	36	100	79	134	19
1985	Atlanta	.300	162	616	118	185	32	2	37	111	90	141	10
1986	Atlanta	.265	160	614	89	163	29	7	29	83	75	141	7
1987	Atlanta	.295	159	566	115	167	27	1	44	105	115	136	16
1988	Atlanta	.226	156	592	77	134	35	4	24	77	74	125	3
1989	Atlanta	.228	154	574	60	131	16	0	20	84	65	142	3
1990	Atlanta	.232	97	349	38	81	14	0	17	55	41	84	9
	Philadelphia	.266	57	214	22	57	9	1	7	28	20	46	0
1991	Philadelphia	.252	153	544	66	137	33	1	18	81	48	93	1
1992	Philadelphia	.161	18	62	5	10	1	0	2	7	1	13	0
1993	Colorado	.143	26	42	1	6	1	0	0	7	5	15	0
<b>Braves Totals</b>		<b>.268</b>	<b>1926</b>	<b>7098</b>	<b>1103</b>	<b>1901</b>	<b>306</b>	<b>37</b>	<b>371</b>	<b>1143</b>	<b>912</b>	<b>1581</b>	<b>160</b>
<b>Major Totals</b>		<b>.265</b>	<b>2180</b>	<b>7960</b>	<b>1197</b>	<b>2111</b>	<b>350</b>	<b>39</b>	<b>398</b>	<b>1266</b>	<b>986</b>	<b>1748</b>	<b>161</b>

## LEAGUE CHAMPIONSHIP SERIES RECORD

Year	Club, Opp	AVG	G	AB	R	H	2B	3B	HR	RBI	BB	SO	SB
1982	Atl. vs. StL.	.273	3	11	1	3	0	0	0	0	0	2	1



# PHIL NIEKRO

# 35

## PITCHER

Full Name **Philip Henry Niekro**

Bats **Right**

Throws **Right**

Height **6-1**

Weight **180**

DOB **4/1/1939**

Born **Blaine, OH**

Years With Braves **1964-83, 1987**

Number Retired **1984**

Phil Niekro baffled opposing batters with his knuckleball for nearly a quarter of a century. He owns or shares 13 Atlanta career pitching records and is the franchise career leader with 740 games pitched, while ranking second in games started (595), innings pitched (4622.2), shutouts (43) and strikeouts (2,912); third in wins (268); fifth in complete games (226); and 10th in ERA (3.20). Niekro was a three-time 20-game winner (23 in 1969, 20 in 1974 and 21 in 1979) and won 10 or more games for 14 straight seasons from 1967 until the strike-shortened 1981 campaign. . . Niekro authored a no-hitter against San Diego on Aug. 5,

1973, winning 9-0 at Atlanta Stadium. Niekro pitched for the New York Yankees (1984-85), Cleveland Indians (1986-87) and Toronto Blue Jays (1987) before returning to the Braves late in 1987 at the age of 48. On Oct. 6, 1985, Niekro shut out Toronto 8-0 for his 300th career win. Niekro ranks fourth in baseball history with 5,404.1 innings pitched, 11th with 3,342 strikeouts and 16th with 318 wins. Over the course of his 24-year career, he was a five-time All-Star – four times with Atlanta – and won five Gold Glove Awards. “Knucksie” was inducted into the National Baseball Hall of Fame in 1997 and into the Braves Hall of Fame in 1999.

## COMPLETE RECORD

Year	Club	W-L	ERA	G	GS	CG	SHO	SV	IP	H	R	ER	BB	SO
1959	Wellsville	2-1	7.46	10	2	0	---	---	35.0	47	38	29	24	16
	McCook	7-2	3.12	23	0	0	---	---	52.0	35	20	18	29	48
1960	Jacksonville	6-4	2.77	38	3	0	---	---	84.0	66	36	26	52	52
	Louisville	1-0	3.60	6	0	0	---	---	10.0	11	5	4	9	2
1961	Austin	4-4	2.95	51	1	0	---	---	110.0	100	45	36	53	84
1962	Louisville	9-6	3.86	49	1	1	---	---	98.0	111	50	42	41	48
1963	Denver													
1964	Denver	11-5	3.45	29	21	13	---	---	172.0	172	79	66	45	119
	Milwaukee	0-0	4.80	10	0	0	0	0	15.0	15	10	8	7	8
1965	Milwaukee	2-3	2.88	41	1	0	0	6	74.2	73	32	24	26	49
1966	Atlanta	4-3	4.11	28	0	0	0	2	50.1	48	32	23	23	17
	Richmond	3-4	3.67	17	4	2	0	0	43.0	43	27	22	16	36
1967	Atlanta	11-9	1.87	46	20	10	1	9	207.0	164	64	43	55	129
1968	Atlanta	14-12	2.59	37	34	15	5	2	256.2	228	83	74	45	140
1969	Atlanta	23-13	2.57	40	35	21	4	1	284.0	235	93	81	57	193
1970	Atlanta	12-18	4.27	34	32	10	3	0	230.0	222	124	109	68	168
1971	Atlanta	15-14	2.98	42	36	18	4	2	269.0	248	112	89	70	173
1972	Atlanta	16-12	3.06	38	36	17	1	0	282.0	254	112	96	53	164
1973	Atlanta	13-10	3.31	42	30	9	1	4	245.0	214	103	90	89	131
1974	Atlanta	20-13	2.38	41	39	18	6	1	302.0	249	91	80	88	195
1975	Atlanta	15-15	3.20	39	37	13	1	0	276.0	285	115	98	72	144
1976	Atlanta	17-11	3.29	39	37	10	2	0	271.0	249	116	99	101	173
1977	Atlanta	16-20	4.04	44	43	20	2	0	330.0	315	166	148	164	262
1978	Atlanta	19-18	2.88	44	42	22	4	1	334.0	295	129	107	102	248
1979	Atlanta	21-20	3.39	44	44	23	1	0	342.0	311	160	129	113	208
1980	Atlanta	15-18	3.63	40	38	11	3	1	275.0	256	119	111	85	176
1981	Atlanta	7-7	3.11	22	22	3	3	0	139.0	120	56	48	56	62
1982	Atlanta	17-4	3.61	35	35	4	2	0	234.1	225	106	94	73	144
1983	Atlanta	11-10	3.97	34	33	2	0	0	201.2	212	94	89	105	128
1984	New York (AL)	16-8	3.09	32	31	5	1	0	215.2	219	85	74	76	136
1985	New York (AL)	16-12	4.09	33	33	7	1	0	220.0	203	110	100	120	149
1986	Cleveland	11-11	4.32	34	32	5	0	0	210.1	241	126	101	95	81
1987	Cleveland	7-11	5.89	22	22	0	0	0	123.2	142	83	81	53	57
	Toronto	0-2	8.25	3	3	0	0	0	12.0	15	11	11	7	7
	Atlanta	0-0	15.00	1	1	0	0	0	3.0	6	5	5	6	0
<b>Braves Totals</b>		<b>268-230</b>	<b>3.20</b>	<b>740</b>	<b>595</b>	<b>226</b>	<b>43</b>	<b>29</b>	<b>4622.2</b>	<b>4224</b>	<b>1922</b>	<b>1645</b>	<b>1458</b>	<b>2912</b>
<b>Major Totals</b>		<b>318-274</b>	<b>3.35</b>	<b>864</b>	<b>716</b>	<b>245</b>	<b>45</b>	<b>29</b>	<b>5404.1</b>	<b>5044</b>	<b>2337</b>	<b>2012</b>	<b>1809</b>	<b>3342</b>

## LEAGUE CHAMPIONSHIP SERIES RECORD

Year	Club, Opp	W-L	ERA	G	GS	CG	SHO	SV	IP	H	R	ER	BB	SO
1969	Atl. vs. NY	0-1	4.50	1	1	0	0	0	8.0	9	9	4	4	4
1982	Atl. vs. StL.	0-0	3.00	1	1	0	0	0	6.0	6	2	2	4	5
<b>L.C.S. Totals</b>		<b>0-1</b>	<b>3.86</b>	<b>2</b>	<b>2</b>	<b>0</b>	<b>0</b>	<b>0</b>	<b>14.0</b>	<b>15</b>	<b>11</b>	<b>6</b>	<b>8</b>	<b>9</b>



# JOHN SMOLTZ

# 29

## PITCHER

Full Name **John Andrew Smoltz**

Bats **Right**

Throws **Right**

Height **6-3**

Weight **220**

DOB **5/16/1967**

Born **Warren, MI**

Years With Braves **1988-2008**

Number Retired **2012**

When Braves General Manager Bobby Cox acquired 20-year-old John Smoltz from Detroit in 1987 for 36-year-old Doyle Alexander, he did so with an eye on the future. Smoltz delivered, excelling as both a starter and reliever over the next two decades. He is the only pitcher in MLB history with 200 wins and 150 saves. In 14 full seasons starting, he won 14 or more games 10 times. Twice, he led the NL or shared the lead in wins (1996 and 2006), innings pitched (1996 and 1997) and strikeouts (1992 and 1996). He ranked in the top 10 in ERA eight times. Smoltz won the Cy Young Award in 1996 while fanning a franchise-record 276. Following "Tommy John" surgery that sidelined him for all of 2000, Smoltz closed for three-plus seasons. He set an NL record with 55 saves in 2002 and finished third for the Cy Young Award. Smoltz became the

16th member of the 3,000-strikeout club on April 22, 2008. On the Braves' career lists, he ranks first in strikeouts (3,011), second in saves (154) and fifth in wins (210). In 40 postseason games with Atlanta, Smoltz was 15-4 with four saves a 2.65 ERA. Smoltz, Tom Glavine and Greg Maddux anchored a pitching staff that helped the Braves win 14 straight division titles from 1991 to 2005 and the 1995 World Series. Smoltz was the only player to be a part of each division championship. Smoltz was an eight-time All-Star who concluded his career with Boston and St. Louis in 2009. He won with the Roberto Clemente Award in 2005 and with the Branch Rickey Award in 2007. He was inducted into the Braves Hall of Fame in June 2012 and was a first-ballot National Baseball Hall of Famer in 2015, joining Glavine and Maddux in Cooperstown.

## COMPLETE RECORD

Year	Club	W-L	ERA	G	GS	CG	SHO	SV	IP	H	R	ER	HR	HB	BB	SO	WP	BK
1986	Lakeland	7-8	3.56	17	14	2	1	0	96.0	86	44	38	7	5	31	47	2	6
1987	Glen Falls	4-10	5.68	21	21	0	0	0	130.0	131	89	82	17	7	81	86	6	8
	Richmond	0-1	6.19	3	3	0	0	0	16.0	17	11	11	2	1	11	5	1	1
1988	Richmond	10-5	2.79	20	20	3	0	0	135.1	118	49	42	5	2	37	115	6	2
	Atlanta	2-7	5.48	12	12	0	0	0	64.0	74	40	39	10	2	33	37	2	1
1989	Atlanta	12-11	2.94	29	29	5	0	0	208.0	160	79	68	15	2	72	168	8	3
1990	Atlanta	14-11	3.85	34	34	6	2	0	231.1	206	109	99	20	1	90	170	14	3
1991	Atlanta	14-13	3.80	36	36	5	0	0	229.2	206	101	97	16	3	77	148	20	2
1992	Atlanta	15-12	2.85	35	35	9	3	0	246.2	206	90	78	17	5	80	215	17	1
1993	Atlanta	15-11	3.62	35	35	3	1	0	243.2	208	104	98	23	6	100	208	13	1
1994	Atlanta	6-10	4.14	21	21	1	0	0	134.2	120	69	62	15	4	48	113	7	0
1995	Atlanta	12-7	3.18	29	29	2	1	0	192.2	166	76	68	15	4	72	193	13	0
1996	Atlanta	24-8	2.94	35	35	6	2	0	253.2	199	93	83	19	2	55	276	10	1
1997	Atlanta	15-12	3.02	35	35	7	2	0	256.0	234	97	86	21	1	63	241	10	1
1998	Greenville#	0-1	2.57	3	3	0	0	0	14.0	11	4	4	2	0	3	16	2	0
	Macon#	0-0	3.60	2	2	0	0	0	10.0	7	4	4	1	0	1	14	1	0
	Atlanta	17-3	2.90	26	26	2	2	0	167.2	145	58	54	10	4	44	173	3	1
1999	Atlanta	11-8	3.19	29	29	1	1	0	186.1	168	70	66	14	4	40	156	2	0
	Greenville#	0-0	4.50	2	1	0	0	0	4.0	5	2	2	0	0	1	7	0	0
2000	Atlanta								Injured - Did not play									
2001	Atlanta	3-3	3.36	36	5	0	0	10	59.0	53	24	22	7	2	10	57	0	0
	Macon#	0-0	1.80	1	1	0	0	0	5.0	4	1	1	0	0	0	5	0	0
	Greenville#	0-0	0.00	3	1	0	0	0	6.0	3	0	0	0	0	0	6	0	0
2002	Atlanta	3-2	3.25	75	0	0	0	55	80.1	59	30	29	4	0	24	85	1	1
2003	Atlanta	0-2	1.12	62	0	0	0	45	64.1	48	9	8	2	0	8	73	2	0
2004	Atlanta	0-1	2.76	73	0	0	0	44	81.2	75	25	25	8	0	13	85	6	0
2005	Atlanta	14-7	3.06	33	33	3	1	0	229.2	210	83	78	18	1	53	169	2	1
2006	Atlanta	16-9	3.49	35	35	3	1	0	232.0	221	93	90	23	9	55	211	5	0

Year	Club	W-L	ERA	G	GS	CG	SHO	SV	IP	H	R	ER	HR	HB	BB	SO	WP	BK
2007	Atlanta	14-8	3.11	32	32	0	0	0	205.2	196	78	71	18	4	47	197	8	0
2008	Atlanta	3-2	2.57	6	5	0	0	0	28.0	25	8	8	2	0	8	36	2	0
	Mississippi#	0-0	0.00	1	0	0	0	0	1.0	1	0	0	0	0	0	0	0	0
2009	Rome#	0-0	0.00	2	1	0	0	0	3.0	1	0	0	0	0	0	4	0	0
	Greenville#	0-0	1.12	2	2	0	0	0	8.0	5	1	1	0	0	0	8	1	0
	Portland#	0-0	2.70	1	1	0	0	0	3.1	3	1	1	0	0	0	2	0	0
	Pawtucket#	1-1	3.38	3	3	1	0	0	16.0	10	6	6	2	1	4	11	2	0
	Boston	2-5	8.33	8	8	0	0	0	40.0	59	37	37	8	3	9	33	0	0
St. Louis	1-3	4.26	7	7	0	0	0	38.0	36	18	18	3	0	9	40	0	0	
<b>Minor Totals</b>		<b>22-26</b>	<b>3.86</b>	<b>81</b>	<b>73</b>	<b>6</b>	<b>1</b>	<b>0</b>	<b>447.2</b>	<b>402</b>	<b>212</b>	<b>192</b>	<b>36</b>	<b>16</b>	<b>169</b>	<b>326</b>	<b>21</b>	<b>17</b>
<b>Atlanta Totals</b>		<b>210-147</b>	<b>3.26</b>	<b>708</b>	<b>466</b>	<b>53</b>	<b>16</b>	<b>154</b>	<b>3395.0</b>	<b>2979</b>	<b>1336</b>	<b>1229</b>	<b>277</b>	<b>54</b>	<b>992</b>	<b>3011</b>	<b>145</b>	<b>16</b>
<b>Major Totals</b>		<b>213-155</b>	<b>3.33</b>	<b>723</b>	<b>481</b>	<b>53</b>	<b>16</b>	<b>154</b>	<b>3473.0</b>	<b>3074</b>	<b>1391</b>	<b>1284</b>	<b>288</b>	<b>57</b>	<b>1010</b>	<b>3084</b>	<b>145</b>	<b>16</b>

**Bold** indicates led league; #Injury rehabilitation assignment.

## DIVISION SERIES RECORD

Year	Club, Opp.	W-L	ERA	G	GS	CG	SHO	SV	IP	H	R	ER	HR	HB	BB	SO	WP	BK
1995	Atl. vs. Col.	0-0	7.94	1	1	0	0	0	5.2	5	5	5	2	1	1	6	1	0
1996	Atl. vs. LA	1-0	1.00	1	1	0	0	0	9.0	4	1	1	0	0	2	7	0	0
1997	Atl. vs. Hou.	1-0	1.00	1	1	1	0	0	9.0	3	1	1	1	0	1	11	0	0
1998	Atl. vs. Chi.	1-0	1.17	1	1	0	0	0	7.2	5	1	1	1	0	0	6	0	0
1999	Atl. vs. Hou.	1-0	5.14	1	1	0	0	0	7.0	6	4	4	2	1	3	3	0	0
2001	Atl. vs. Hou.	0-0	2.25	3	0	0	0	2	4.0	3	1	1	1	0	0	3	0	0
2002	Atl. vs. SF	0-0	2.70	2	0	0	0	0	3.1	2	1	1	1	0	2	7	0	0
2003	Atl. vs. Chi.	1-0	6.00	2	0	0	0	1	3.0	4	2	2	0	0	0	1	0	0
2004	Atl. vs. Hou.	1-0	0.00	2	0	0	0	0	5.0	4	0	0	0	0	2	4	0	0
2005	Atl. vs. Hou.	1-0	1.29	1	0	0	0	0	7.0	7	1	1	1	0	0	1	5	0
2009	Stl. vs. LA	0-0	4.50	1	0	0	0	0	2.0	4	1	1	0	0	0	5	0	0
<b>D.S. Totals</b>		<b>7-0</b>	<b>2.59</b>	<b>16</b>	<b>6</b>	<b>1</b>	<b>0</b>	<b>3</b>	<b>62.2</b>	<b>47</b>	<b>18</b>	<b>18</b>	<b>8</b>	<b>2</b>	<b>12</b>	<b>58</b>	<b>1</b>	<b>0</b>

## LEAGUE CHAMPIONSHIP SERIES RECORD

Year	Club, Opp.	W-L	ERA	G	GS	CG	SHO	SV	IP	H	R	ER	HR	HB	BB	SO	WP	BK
1991	Atl. vs. Pit.	2-0	1.76	2	2	1	1	0	15.1	14	3	3	2	0	3	15	0	0
1992	Atl. vs. Pit.	2-0	2.66	3	3	0	0	0	20.1	14	7	6	1	0	10	19	1	0
1993	Atl. vs. Phi.	0-1	0.00	1	1	0	0	0	6.1	8	2	0	0	0	5	10	0	0
1995	Atl. vs. Cin.	0-0	2.57	1	1	0	0	0	7.0	7	2	2	0	0	2	2	0	0
1996	Atl. vs. Stl.	2-0	1.20	2	2	0	0	0	15.0	12	2	2	0	0	3	12	2	0
1997	Atl. vs. Fla.	0-1	7.50	1	1	0	0	0	6.0	5	5	5	1	0	5	9	0	0
1998	Atl. vs. SD	0-0	3.95	2	2	0	0	0	13.2	13	6	6	2	0	6	13	0	0
1999	Atl. vs. NY	0-0	6.23	3	1	0	0	1	8.2	8	6	6	2	0	0	8	0	0
2001	Atl. vs. Ari.	0-0	0.00	2	0	0	0	0	3.0	0	0	0	0	0	0	1	0	0
<b>L.C.S. Totals</b>		<b>6-2</b>	<b>2.83</b>	<b>17</b>	<b>13</b>	<b>1</b>	<b>1</b>	<b>1</b>	<b>95.1</b>	<b>81</b>	<b>33</b>	<b>30</b>	<b>8</b>	<b>0</b>	<b>34</b>	<b>89</b>	<b>3</b>	<b>0</b>

## WORLD SERIES RECORD

Year	Club, Opp.	W-L	ERA	G	GS	CG	SHO	SV	IP	H	R	ER	HR	HB	BB	SO	WP	BK
1991	Atl. vs. Min.	0-0	1.26	2	2	0	0	0	14.1	13	2	2	1	1	1	11	0	0
1992	Atl. vs. Tor.	1-0	2.70	2	2	0	0	0	13.1	13	5	4	0	0	7	12	2	0
1995	Atl. vs. Cle.	0-0	15.43	1	1	0	0	0	2.1	6	4	4	0	0	2	4	0	0
1996	Atl. vs. NYY	1-1	0.64	2	2	0	0	0	14.0	6	2	1	0	0	8	14	0	0
1999	Atl. vs. NYY	0-1	3.86	1	1	0	0	0	7.0	6	3	3	0	0	3	11	0	0
<b>W.S. Totals</b>		<b>2-2</b>	<b>2.47</b>	<b>8</b>	<b>8</b>	<b>0</b>	<b>0</b>	<b>0</b>	<b>51.0</b>	<b>44</b>	<b>16</b>	<b>14</b>	<b>1</b>	<b>1</b>	<b>21</b>	<b>52</b>	<b>2</b>	<b>0</b>

## ALL-STAR GAME RECORD

Year	Club, Site	W-L	ERA	G	GS	CG	SHO	SV	IP	H	R	ER	HR	HB	BB	SO	WP	BK
1989	N.L., Ana.	0-1	9.00	1	0	0	0	0	1.0	2	1	1	0	0	0	0	0	0
1992	N.L., SD	0-0	0.00	1	0	0	0	0	0.1	1	0	0	0	0	0	0	0	0
1993	N.L., Bal.	0-0	0.00	1	0	0	0	0	0.1	0	0	0	0	0	1	0	2	0
1996	N.L., Phi.	1-0	0.00	1	1	0	0	0	2.0	2	0	0	0	0	0	1	0	0
2002	N.L., Mil.	0-0	0.00	1	0	0	0	0	1.0	0	0	0	0	0	0	1	0	0
2003	N.L., Chi. (AL)								Did Not Pitch									
2005	N.L., Det.	0-1	9.00	1	0	0	0	0	1.0	2	1	1	1	0	0	0	0	0
2007	N.L., SF								Did Not Pitch									
<b>All-Star Totals</b>		<b>1-2</b>	<b>3.46</b>	<b>6</b>	<b>1</b>	<b>0</b>	<b>0</b>	<b>0</b>	<b>5.2</b>	<b>7</b>	<b>2</b>	<b>2</b>	<b>1</b>	<b>0</b>	<b>1</b>	<b>2</b>	<b>2</b>	<b>0</b>



# WARREN SPAHN

# 21

## PITCHER

Full Name **Warren Edward Spahn**

Batted **Left**

Threw **Left**

Height **6-0**

Weight **175**

DOB **4/23/1921**

Born **Buffalo, NY**

Died: **11/24/2003 in Broken Arrow, OK**

Years With Braves **1942, 1946-64** Number Retired: **1965**

With 363 wins, Warren Spahn is the winningest left-handed pitcher in baseball history. Spahn spent the first 20 of his 21 major league seasons with the Boston and Milwaukee Braves. He holds franchise records for games started (635), innings pitched (5,046), wins (356) and shutouts (63). On baseball's all-time lists, he is sixth in shutouts and eighth in innings pitched. Famous for his fluid, high-kicking delivery, Spahn won 20 or more games 13 times, a National League record, leading the league on eight occasions. Spahn holds major league records for most seasons topping the league in wins and complete games along with most consecutive seasons leading in wins (5, 1957-61) and

complete games (7, 1957-63). Spahn won the 1957 Cy Young Award and was runner-up in 1958, 1960 and 1961. His 14 All-Star Game selections are the most all-time among pitchers. Spahn spun two no-hitters, defeating Philadelphia 4-0 on Sept. 16, 1960, and the San Francisco Giants 1-0 on April 28, 1961, both at County Stadium in Milwaukee. Spahn debuted with the Braves in 1942 and then served with distinction in the Army for three-plus years, being awarded a Purple Heart. "Spahnkie," who concluded his career with the New York Mets and Giants in 1965, was inducted into the National Baseball Hall of Fame in 1973 and into the Braves Hall of Fame in 1999.

## COMPLETE RECORD

Year	Club	W-L	ERA	G	GS	CG	SHO	SV	IP	H	R	ER	BB	SO
1940	Bradford	5-4	2.73	12	9	7	1	---	66.0	53	27	20	24	62
1941	Evansville	19-6	1.83	28	---	21	7	---	212.0	154	62	43	90	193
1942	Hartford	17-12	1.96	33	---	25	5	---	248.0	148	65	54	130	141
	Boston	0-0	5.74	4	2	1	0	0	15.2	25	15	10	11	7
1943-45				Military Service										
1946	Boston	8-5	2.94	24	16	8	0	1	125.2	107	46	41	36	67
1947	Boston	21-10	2.33	40	35	22	7	3	289.2	245	87	75	84	123
1948	Boston	15-12	3.71	36	35	16	3	1	257.0	237	115	106	77	114
1949	Boston	21-14	3.07	38	38	25	4	0	302.1	283	125	103	86	151
1950	Boston	21-17	3.16	41	39	25	1	1	293.0	248	123	103	111	191
1951	Boston	22-14	2.98	39	36	26	7	0	310.2	278	111	103	109	164
1952	Boston	14-19	2.98	40	35	19	5	3	290.0	263	109	96	73	183
1953	Milwaukee	23-7	2.10	35	32	24	5	3	265.2	211	75	62	70	148
1954	Milwaukee	21-12	3.14	39	34	23	1	3	283.1	262	107	99	86	136
1955	Milwaukee	17-14	3.26	39	32	16	1	1	245.2	249	99	89	65	110
1956	Milwaukee	20-11	2.78	39	35	20	3	3	281.1	249	92	87	52	128
1957	Milwaukee	21-11	2.69	39	35	18	4	3	271.0	241	94	81	78	111
1958	Milwaukee	22-11	3.07	38	36	23	2	1	290.0	257	106	99	76	150
1959	Milwaukee	21-15	2.96	40	36	21	4	0	292.0	282	106	96	70	143
1960	Milwaukee	21-10	3.50	40	33	18	4	2	267.2	254	114	104	74	154
1961	Milwaukee	21-13	3.02	38	34	21	4	0	262.2	236	96	88	64	115
1962	Milwaukee	18-14	3.04	34	34	22	0	0	269.1	248	97	91	55	118
1963	Milwaukee	23-7	2.60	33	33	22	7	0	259.2	241	85	75	49	102
1964	Milwaukee	6-13	5.29	38	25	4	1	4	173.2	204	110	102	52	78
1965	New York (NL)	4-12	4.36	20	19	5	0	0	126.0	140	70	61	35	56
	San Francisco	3-4	3.39	16	11	3	0	0	71.2	70	34	27	21	34
<b>Minor Totals</b>		<b>41-22</b>	<b>2.00</b>	<b>73</b>		<b>53</b>	<b>13</b>		<b>526.0</b>	<b>355</b>	<b>154</b>	<b>117</b>	<b>244</b>	<b>396</b>
<b>Braves Totals</b>		<b>356-229</b>	<b>3.05</b>	<b>714</b>	<b>635</b>	<b>374</b>	<b>63</b>	<b>29</b>	<b>5046.0</b>	<b>4620</b>	<b>1912</b>	<b>1710</b>	<b>1378</b>	<b>2493</b>
<b>Major Totals</b>		<b>363-245</b>	<b>3.09</b>	<b>750</b>	<b>665</b>	<b>382</b>	<b>63</b>	<b>29</b>	<b>5243.2</b>	<b>4830</b>	<b>2016</b>	<b>1798</b>	<b>1434</b>	<b>2583</b>

## WORLD SERIES RECORD

Year	Club, Opp	W-L	ERA	G	GS	CG	SHO	IP	H	R	ER	BB	SO
1948	Bos. vs. Cle.	1-1	3.00	3	2	0	0	12.0	10	4	4	3	12
1957	Mil. vs. NY	1-1	4.70	2	2	1	0	15.1	18	8	8	2	2
1958	Mil. vs. NY	2-1	2.20	3	3	2	1	28.2	19	7	7	8	18
<b>W.S. Totals</b>		<b>4-3</b>	<b>3.05</b>	<b>8</b>	<b>7</b>	<b>3</b>	<b>1</b>	<b>56.0</b>	<b>47</b>	<b>19</b>	<b>19</b>	<b>13</b>	<b>32</b>

# BRAVES AWARD WINNERS

## BBWAA AWARDS

### N.L. MOST VALUABLE PLAYER

1914*	Johnny Evers, 2b
1947	Bob Elliott, 3b
1957	Hank Aaron, of
1982	Dale Murphy, of
1983	Dale Murphy, of
1991	Terry Pendleton, 3b
1999	Chipper Jones, 3b

\*Prior to 1931, the League gave an award that reflected what the MVP is today.

### N.L. CY YOUNG

1957	Warren Spahn
1991	Tom Glavine
1993	Greg Maddux
1994	Greg Maddux
1995	Greg Maddux
1996	John Smoltz
1998	Tom Glavine

### N.L. ROOKIE OF THE YEAR

1948	Alvin Dark, ss
1950	Sam Jethroe, of
1971	Earl Williams, c
1978	Bob Horner, 3b
1990	David Justice, of
2000	Rafael Furcal, ss
2011	Craig Kimbrel, p
2018	Ronald Acuña Jr., of

### N.L. MANAGER OF THE YEAR

1991	Bobby Cox
2004	Bobby Cox
2005	Bobby Cox
2018	Brian Snitker

## SPORTING NEWS

### MAJOR LEAGUE PLAYER OF THE YEAR

1945	Tommy Holmes, of
1956	Hank Aaron, of
1982	Dale Murphy, of
1983	Dale Murphy, of
2005	Andruw Jones, of

### PITCHER OF THE YEAR

1948	Johnny Sain
1953	Warren Spahn
1957	Warren Spahn
1958	Warren Spahn
1961	Warren Spahn
1963	Warren Spahn
1991	Tom Glavine
1993	Greg Maddux
1994	Greg Maddux
1995	Greg Maddux
1996	John Smoltz
2000	Tom Glavine

## SPORTING NEWS, CONT.

### ROOKIE OF THE YEAR

1959	Carlton Willey, p
1971	Earl Williams, c
1978	Bob Horner, 3b
1982	Steve Bedrosian, p
1983	Craig McMurtry, p
1990	David Justice, of
1995	Chipper Jones, 3b
2000	Rafael Furcal, ss
2010	Jason Heyward, of
2011	Craig Kimbrel, p
2018	Ronald Acuña Jr., of

### COMEBACK PLAYER OF THE YEAR

1973	Davey Johnson, 2b
1989	Lonnie Smith, of
1991	Terry Pendleton, 3b
2000	Andres Galarraga, 1b
2003	Javy Lopez, c
2010	Tim Hudson, p
2019	Josh Donaldson, 3b

### MANAGER OF THE YEAR

1937	Bill McKechnie (ML)
1991	Bobby Cox (NL)
1993	Bobby Cox (NL)
1999	Bobby Cox (NL)
2002	Bobby Cox (NL)
2003	Bobby Cox (NL)
2004	Bobby Cox (NL)
2005	Bobby Cox (NL)
2018	Brian Snitker (NL) [co-manager of the year with Craig Counsell]
2019	Brian Snitker (NL)

### EXECUTIVE OF THE YEAR

1953	Louis Perini
------	--------------

### MAJOR LEAGUE ALL-STAR TEAM

1928	Rogers Hornsby, 2b
1933	Wally Berger, of
1945	Tommy Holmes, of
1948	Bob Elliott, 3b
	Johnny Sain, p
1953	Warren Spahn, p
1955	Eddie Mathews, 3b
1956	Hank Aaron, of
1957	Red Schoendienst, 2b
	Eddie Mathews, 3b
1957	Warren Spahn, p
1958	Hank Aaron, of
	Del Crandall, c
	Warren Spahn, p
1959	Eddie Mathews, 3b
	Hank Aaron, of
1960	Eddie Mathews, 3b
	Del Crandall, c
	Warren Spahn, p

Team selected at the end of each season in a poll of players.

## SPORTING NEWS, CONT.

### N.L. ALL-STAR TEAM

1961	Frank Bolling, 2b
	Warren Spahn, p
1962	Del Crandall, c
1963	Hank Aaron, of
1964	Joe Torre, c
1965	Hank Aaron, of
	Joe Torre, c
1966	Felipe Alou, 1b
	Joe Torre, c
1967	Hank Aaron, of
1969	Hank Aaron, of
1970	Hank Aaron, of
1971	Hank Aaron, of
1973	Davey Johnson, 2b
	Darrell Evans, 3b
1976	Willie Montanez, 1b
1982	Dale Murphy, of
1983	Glenn Hubbard, 2b
	Dale Murphy, of
1984	Dale Murphy, of
1985	Dale Murphy, of
1991	Tom Glavine, p
	Ron Gant, of
	Terry Pendleton, 3b
1992	Tom Glavine, p
	Steve Avery, p
1993	Greg Maddux, p
	David Justice, of
	Fred McGriff, 1b
1994	Greg Maddux, p
1995	Greg Maddux, p
1996	John Smoltz, p
1997	Jeff Blauser, ss
	Denny Neagle, p
1998	Tom Glavine, p
1999	Chipper Jones, 3b
2000	Tom Glavine, p
	Chipper Jones, 3b
	Greg Maddux, p
2003	Marcus Giles, 2b
	Javy Lopez, c
	Gary Sheffield, of
2004	J.D. Drew, of
	Johnny Estrada, c
2005	Andruw Jones, of
2006	Andruw Jones, of
	Brian McCann, c
2010	Brian McCann, c
	Martin Prado, 2b
2011	Craig Kimbrel, p
	Brian McCann, c
2014	Craig Kimbrel, p
	Justin Upton, of
2016	Freddie Freeman, 1b
2018	Freddie Freeman, 1b
2019	Freddie Freeman, 1b
	Ronald Acuña Jr., of

Team selected at the end of each season in a poll of players.



**AP**

**MANAGER OF THE YEAR**

- 1982 Joe Torre
- 1991 Bobby Cox

**UPI**

**EXECUTIVE OF THE YEAR**

- 1991 John Schuerholz

**COMEBACK PLAYER OF THE YEAR**

- 1990 Ron Gant

**LOUISVILLE SLUGGER**

**SILVER SLUGGER AWARD**

- 1982 Dale Murphy, of
- 1983 Dale Murphy, of
- 1984 Dale Murphy, of
- 1985 Dale Murphy, of
- 1991 Ron Gant, of
- Tom Glavine, p
- 1993 David Justice, of
- Fred McGriff, 1b
- 1995 Tom Glavine, p
- 1996 Tom Glavine, p
- 1997 Jeff Blauser, ss
- John Smoltz, p
- 1998 Tom Glavine, p
- 1999 Chipper Jones, 3b
- 2000 Chipper Jones, 3b
- 2003 Mike Hampton, p
- Javy Lopez, c
- Gary Sheffield, of
- 2004 Johnny Estrada, c
- 2005 Andruw Jones, of
- 2006 Brian McCann, c
- 2008 Brian McCann, c
- 2009 Brian McCann, c
- 2010 Brian McCann, c
- 2011 Brian McCann, c
- 2014 Justin Upton, of
- 2018 Nick Markakis, of
- 2019 Freddie Freeman, 1b
- Ozzie Albies, 2b
- Ronald Acuña Jr., of

Team selected at the end of each season in a poll of N.L. managers and coaches.

**WILSON**

**DEFENSIVE PLAYER OF THE YEAR**

- 2012 Michael Bourn, of
- 2013 Andrelton Simmons, ss
- 2014 Jason Heyward, rf
- Andrelton Simmons, ss
- 2015 Andrelton Simmons, ss
- 2018 Freddie Freeman, 1b
- 2019 Freddie Freeman, 1b

Given to one player at each position across the majors and is MLB's official defensive achievement award.

**RAWLINGS**

**GOLD GLOVE AWARD**

- 1958 Del Crandall, c
- Hank Aaron, of
- 1959 Del Crandall, c
- Hank Aaron, of
- 1960 Del Crandall, c
- Hank Aaron, of
- 1962 Del Crandall, c
- 1965 Joe Torre, c
- 1969 Felix Millan, 2b
- Clete Boyer, 3b
- 1972 Felix Millan, 2b
- 1978 Phil Niekro, p
- 1979 Phil Niekro, p
- 1980 Phil Niekro, p
- 1982 Phil Niekro, p
- Dale Murphy, of
- 1983 Phil Niekro, p
- Dale Murphy, of
- 1984 Dale Murphy, of
- 1985 Dale Murphy, of
- 1986 Dale Murphy, of
- 1992 Terry Pendleton, 3b
- 1993 Greg Maddux, p
- 1994 Greg Maddux, p
- 1995 Greg Maddux, p
- Marquis Grissom, of
- 1996 Greg Maddux, p
- Marquis Grissom, of
- 1997 Greg Maddux, p
- 1998 Greg Maddux, p
- Andruw Jones, of
- 1999 Greg Maddux, p
- Andruw Jones, of
- 2000 Greg Maddux, p
- Andruw Jones, of
- 2001 Greg Maddux, p
- Andruw Jones, of
- 2002 Greg Maddux, p
- Andruw Jones, of
- 2003 Mike Hampton, p
- Andruw Jones, of
- 2004 Andruw Jones, of
- 2005 Andruw Jones, of
- 2006 Andruw Jones, of
- 2007 Jeff Francoeur, of
- Andruw Jones, of
- Jason Heyward, of
- 2012 Andrelton Simmons, ss
- 2013 Jason Heyward, of
- 2014 Andrelton Simmons, ss
- Ender Inciarte, of
- 2016 Ender Inciarte, of
- 2017 Freddie Freeman, 1b
- 2018 Ender Inciarte, of
- Nick Markakis, of

Team selected at the end of each season in a poll of N.L. managers and coaches

**PLATINUM GLOVE AWARD**

- 2013 Andrelton Simmons, ss

One player from each league chosen at the end the season as the best overall fielder.

**TOPPS**

**ROOKIE ALL-STAR TEAM**

- 1961 Joe Torre, c
- 1964 Rico Carty, of
- 1969 Bob Didier, c
- 1971 Earl Williams, c
- 1976 Jerry Royster, 3b
- 1978 Bob Horner, 3b
- 1981 Rufino Linares, of
- 1986 Andres Thomas, ss
- 1988 Ron Gant, 2b
- 1990 David Justice, of
- 1993 Greg McMichael, rhp
- 1994 Javy Lopez, c
- Jose Oliva, 3b
- Ryan Klesko, of
- 1995 Chipper Jones, 3b
- 1996 Jermaine Dye, of
- 1997 Andruw Jones, of
- 2000 Rafael Furcal, ss
- 2002 Damian Moss, lhp
- 2004 Adam LaRoche, 1b
- 2005 Jeff Francoeur, of
- Brian McCann, c
- 2009 Tommy Hanson, rhp
- 2010 Jason Heyward, of
- 2011 Craig Kimbrel, rhp
- 2018 Ronald Acuña Jr., of
- A.J. Minter, lhp
- 2019 Mike Soroka, rhp

**BASEBALL DIGEST**

**ROOKIE ALL-STAR TEAM**

- 1971 Earl Williams, c
- 1978 Bob Horner, 3b
- 1982 Steve Bedrosian, rp
- 1983 Craig McMurtry, sp
- 1988 Ron Gant, 2b
- 1990 David Justice, of
- 1994 Javy Lopez, c
- 1995 Chipper Jones, 3b
- Brad Clontz, rp
- 1996 Jermaine Dye, of
- 1997 Andruw Jones, of
- 1998 Kerry Ligtenberg, rp
- 2000 Rafael Furcal, ss
- 2002 Damian Moss, sp
- 2003 Horacio Ramirez, sp
- 2004 Adam LaRoche, 1b
- 2005 Jeff Francoeur, of
- 2008 Jair Jurrjens, sp
- 2010 Jason Heyward, of
- 2011 Freddie Freeman, 1b
- Craig Kimbrel, cl
- 2013 Evan Gattis, c
- Julio Teheran, sp

**ROOKIE OF THE YEAR**

- 1983 Craig McMurtry, rhp
- 1990 David Justice, of
- 2000 Rafael Furcal, ss
- 2011 Craig Kimbrel, rhp
- 2018 Ronald Acuña Jr., of

# MAJOR LEAGUE BASEBALL AWARD WINNERS

## HANK AARON AWARD

2005 Andruw Jones, of

## ROBERTO CLEMENTE AWARD

1988 Dale Murphy, of  
2005 John Smoltz, p

## COMEBACK PLAYER OF THE YEAR

2010 Tim Hudson, p  
2018 Jonny Venters, p

## N.L. PLAYER OF THE MONTH

May 1959	Hank Aaron
September 1959	Eddie Mathews
May 1965	Joe Torre
June 1967	Hank Aaron
May 1970	Rico Carty
August 1973	Davey Johnson
May 1974	Ralph Garr
July 1980	Bob Horner
August 1980	Dale Murphy
April 1982	Dale Murphy
September 1982	Claudell Washington
September 1983	Dale Murphy
September 1984	Dale Murphy
April 1985	Dale Murphy
August 1986	Dale Murphy
August 1990	David Justice
April 1991	David Justice
July 1993	Fred McGriff
June 2005	Andruw Jones
August 2005	Andruw Jones
August 2007	Mark Teixeira
May 2010	Troy Glaus
August 2011	Dan Uggla
April 2013	Justin Upton
September 2016	Freddie Freeman

## N.L. PITCHER OF THE MONTH

July 1958	Joey Jay
August 1958	Lew Burdette
August 1960	Warren Spahn
August 1961	Warren Spahn
June 1974	Buzz Capra
June 1976	Andy Messersmith
August 1981	Rick Camp
April 1983	Pascual Pérez
April 1991	Tom Glavine
July 1992	Tom Glavine
August 1993	Greg Maddux
July 1995	Greg Maddux
September 1995	Greg Maddux
April 1996	John Smoltz
May 1996	John Smoltz
April 1997	Tom Glavine
April 1998	Tom Glavine
June 1998	Greg Maddux
April 1999	John Smoltz
August 1999	Greg Maddux
September 2000	Greg Maddux
June 2001	Greg Maddux
July 2001	Greg Maddux
July 2004	Russ Ortiz
September 2009	Jair Jurrjens
August 2010	Tim Hudson
September 2010	Derek Lowe
May 2011	Jair Jurrjens
August 2012	Kris Medlen
September 2012	Kris Medlen
September 2013	Kris Medlen

## N.L. ROOKIE OF THE MONTH

June 2008	Jair Jurrjens
June 2009	Tommy Hanson
April 2010	Jason Heyward
May 2010	Jason Heyward
June 2011	Craig Kimbrel
July 2011	Freddie Freeman
August 2011	Craig Kimbrel
June 2012	Andrelton Simmons
April 2013	Evan Gattis
May 2013	Evan Gattis
August 2018	Ronald Acuña Jr
May 2019	Austin Riley

**Note:** MLB Awards selected each month by vote of N.L. media. From 1958 to 1974, one award was given per month. Since 1975, separate player and pitcher honors have been awarded. Rookie of the Month voting began in 2001.

# BRAVES SELECTED FOR THE ALL-STAR GAME

1933	Wally Berger, of	1962	Hank Aaron, of	1995	Greg Maddux, p
1934	Wally Berger, of Fred Frankhouse, p		Frank Bolling, 2b	1996	Fred McGriff, 1b Tom Glavine, p
1935	Wally Berger, of		Del Crandall, c		Chipper Jones, 3b
1936	Wally Berger, of		Bob Shaw, p		Greg Maddux, p
1937	Gene Moore, of		Warren Spahn, p		Fred McGriff, 1b
1938	Tony Cuccinello, 2b Jim Turner, p		<b>Second game additions:</b> Henry Aaron, of (missed first game due to injury)	1997	John Smoltz, p Mark Wohlers, p Jeff Blauser, ss Tom Glavine, p
1939	Lou Fette, p	1963	Hank Aaron, of		Chipper Jones, 3b
1940	Max West, of		Warren Spahn, p		Kenny Lofton, of
1941	Eddie Miller, ss		Joe Torre, c		Javy Lopez, c
1942	Ernie Lombardi, c Eddie Miller, ss	1964	Hank Aaron, of		Greg Maddux, p
1943	Al Javery, p		Joe Torre, c		Denny Neagle, p
1944	Nate Andrews, p Al Javery, p Connie Ryan, 2b	1965	Hank Aaron, of	1998	Andres Galarrraga, 1b Tom Glavine, p
1945	No game	1966	Hank Aaron, of		Chipper Jones, 3b
1946	Mort Cooper, p Johnny Hopp, of Phil Masi, c	1967	Felipe Alou, of		Greg Maddux, p
1947	Bob Elliott, 3b Phil Masi, c Johnny Sain, p Warren Spahn, p		Joe Torre, c	1999	Walt Weiss, ss Brian Jordan, of Kevin Millwood, p
1948	Bob Elliott, 3b Tommy Holmes, of Phil Masi, c Johnny Sain, p	1968	Hank Aaron, of	2000	Andres Galarrraga, 1b Tom Glavine, p
1949	Eddie Stanky, 2b Vern Bickford, p Warren Spahn, p	1969	Felix Millan, 2b		Andruw Jones, of Chipper Jones, 3b
1950	Walker Cooper, c Warren Spahn, p		Phil Niekro, p	2001	Greg Maddux, p
1951	Bob Elliott, 3b Warren Spahn, p	1970	Hank Aaron, of		John Burkett, p
1952	Warren Spahn, p	1971	Rico Carty, of	2002	Chipper Jones, 3b Tom Glavine, p
1953	Del Crandall, c Eddie Mathews, 3b Warren Spahn, p	1972	Felix Millan, 2b		Andruw Jones, of
1954	Gene Conley, p Jim Wilson, p Del Crandall, c	1973	Hoyt Wilhelm, p	2003	Mike Remlinger, p Marcus Giles, 2b
1955	Warren Spahn, p Hank Aaron, of Gene Conley, p	1974	Hank Aaron, of		Rafael Furcal, ss
1956	Del Crandall, c Johnny Logan, ss Eddie Mathews, 3b	1975	Davey Johnson, 2b		Andruw Jones, of
1957	Hank Aaron, of Del Crandall, c Eddie Mathews, 3b Warren Spahn, p	1976	Hank Aaron, of		Javy Lopez, c
1958	Hank Aaron, of Del Crandall, c Johnny Logan, ss Eddie Mathews, 3b Don McMahon, p	1977	Darrell Evans, 3b		Russ Ortiz, p
1959	Hank Aaron, of Lew Burdette, p Del Crandall, c Eddie Mathews, 3b Warren Spahn, p	1978	Hank Aaron, of		Gary Sheffield, of
	<b>Second game addition:</b> Johnny Logan, ss	1979	Ralph Garr, of	2004	John Smoltz, p
1960	Hank Aaron, of	1980	Buzz Capra, p	2005	Johnny Estrada, c
	Joe Adcock, 1b	1981	Phil Niekro, p	2006	Andruw Jones, of
	Bob Buhl, p	1982	Andy Messersmith, p		John Smoltz, p
	Del Crandall, c	1983	Dick Ruthven, p	2007	Andruw Jones, of
1961	Eddie Mathews, 3b Hank Aaron, of Frank Bolling, 2b Eddie Mathews, 3b Warren Spahn, p	1984	Willie Montanez, 1b	2008	Brian McCann, c
		1985	Jeff Burroughs, of		Edgar Renteria, ss
		1986	Phil Niekro, p	2009	Brian McCann, c
		1987	Biff Pocaroba, c	2010	John Smoltz, p
		1988	Gary Matthews, of	2011	Chipper Jones, 3b
		1989	Dale Murphy, of		Jair Jurrjens, p
		1990	Bruce Benedict, c		Craig Kimbrel, p
		1991	Bob Horner, 3b	2012	Brian McCann, c
		1992	Dale Murphy, of		Jonny Venters, p
		1993	Ozzie Virgil, c		Michael Bourn, of
		1994	Gerald Perry, 1b	2013	Chipper Jones, 3b
			John Smoltz, p		Craig Kimbrel, p
			Greg Olson, c	2014	Dan Uggla, 2b
			Tom Glavine, p	2015	Freddie Freeman, 1b
			John Smoltz, p	2016	Craig Kimbrel, p
			Terry Pendleton, 3b	2017	Brian McCann, c
			Ron Gant, of	2018	Freddie Freeman, 1b
			Steve Avery, p	2019	Craig Kimbrel, p
			Tom Glavine, p		Julio Teheran, p
			John Smoltz, p		Shelby Miller, p
			Jeff Blauser, ss		Julio Teheran, p
			David Justice, of		Ender Inciarte, of
			Greg Maddux, p		Ozzie Albies, 2b
			<b>Fred McGriff, 1b (MVP)</b>		Mike Foltynewicz, p
					Freddie Freeman, 1b
					Nick Markakis, of
					Freddie Freeman, 1b
					Ronald Acuna Jr., of
					Mike Soroka, rhp

# BRAVES PITCHING FEATS

## 20-GAME WINNERS

(SINCE 1900, BY MOST WINS)

1902	Togie Pittinger	27-16
1902	Vic Willis	27-20
1914	Bill James	26-7
1914	Dick Rudolph	26-10
1996	John Smoltz	24-8
1965	Tony Cloninger	24-11
1948	Johnny Sain	24-15
1953	Warren Spahn	23-7
1963	Warren Spahn	23-7
1969	Phil Niekro	23-13
1993	Tom Glavine	22-6
1958	Warren Spahn	22-11
1951	Warren Spahn	22-14
1915	Dick Rudolph	22-19
2003	Russ Ortiz	21-7
2000	Tom Glavine	21-9
1947	Warren Spahn	21-10
1960	Warren Spahn	21-10
1957	Warren Spahn	21-11
1947	Johnny Sain	21-12
1954	Warren Spahn	21-12
1961	Warren Spahn	21-13
1949	Warren Spahn	21-14
1959	Lew Burdette	21-15
1959	Warren Spahn	21-15
1950	Warren Spahn	21-17
1979	Phil Niekro	21-20
1997	Denny Neagle	20-5
1998	Tom Glavine	20-6
1992	Tom Glavine	20-8
1933	Ben Cantwell	20-10
1937	Lou Fette	20-10
1958	Lew Burdette	20-10
1993	Greg Maddux	20-10
1937	Jim Turner	20-11
1956	Warren Spahn	20-11
1991	Tom Glavine	20-11
1950	Johnny Sain	20-13
1974	Phil Niekro	20-13
1900	Bill Dineen	20-14
1921	Joe Oeschger	20-14
1946	Johnny Sain	20-14
1901	Vic Willis	20-17
1905	Irv Young	20-21

## N.L. WIN LEADERS

(BY YEAR)

1877	Tommy Bond	40
1878	Tommy Bond	40
1888	John Clarkson	33
1889	John Clarkson	49
1897	Kid Nichols	31
1898	Kid Nichols	32
1914	Dick Rudolph (Tie)	27
1948	Johnny Sain	24
1949	Warren Spahn	21
1950	Warren Spahn	20
1953	Warren Spahn (Tie)	23
1957	Warren Spahn	21
1958	Warren Spahn (Tie)	22
1959	Warren Spahn (Tie)	21
1960	Warren Spahn (Tie)	21
1961	Warren Spahn (Tie)	21
1974	Phil Niekro (Tie)	20
1979	Phil Niekro (Tie)	21
1991	Tom Glavine (Tie)	20
1992	Tom Glavine (Tie)	20
1993	Tom Glavine (Tie)	22
1994	Greg Maddux (Tie)	16
1995	Greg Maddux	19
1996	John Smoltz	24
1997	Denny Neagle	20
1998	Tom Glavine	20
2000	Tom Glavine	21
2003	Russ Ortiz	21
2006	John Smoltz (Tie)	16

## N.L. ERA LEADERS

(BY YEAR)

1879	Tommy Bond	1.96
1899	John Clarkson	2.73
1937	Jim Turner	2.38
1947	Warren Spahn	2.33
1951	Chet Nichols	2.88
1953	Warren Spahn	2.10
1956	Lew Burdette	2.71
1961	Warren Spahn	3.01
1967	Phil Niekro	1.87
1974	Buzz Capra	2.28
1993	Greg Maddux	2.36
1994	Greg Maddux	1.56
1995	Greg Maddux	1.63
1998	Greg Maddux	2.22

## 12 CONSECUTIVE WINS

14	John Smoltz	1996
13	Charlie Buffinton	1884
13	Tom Glavine	1992
12	Dick Rudolph	1914

## N.L. STRIKEOUT LEADERS

(BY YEAR)

1877	Tommy Bond	170
1878	Tommy Bond	182
1883	Jim Whitney	345
1889	John Clarkson	284
1902	Vic Willis	225
1949	Warren Spahn	151
1950	Warren Spahn	191
1951	Warren Spahn (Tie)	164
1952	Warren Spahn	183
1977	Phil Niekro	262
1992	John Smoltz	215
1996	John Smoltz	276

## TOP WINNING PERCENTAGE

Below are the top career winning percentages by a pitcher in franchise history. (since 1900, minimum 100 decisions)

### RIGHT-HANDERS

Pitcher	Years	Won-Lost	Pct.
1. Greg Maddux	1993-2003	194-88	.688
2. Kevin Millwood	1997-2002	75-46	.620
3. Tim Hudson	2005-13	113-72	.611
4. Bob Buhl	1953-62	109-72	.602
5. Lew Burdette	1951-63	179-120	.599

### LEFT-HANDERS

Pitcher	Years	Won-Lost	Pct.
1. Tom Glavine	1987-2002, '08	244-147	.624
2. Warren Spahn	1942-64	356-229	.609
3. Steve Avery	1990-96	72-62	.537
4. George "Lefty" Tyler	1910-17	92-92	.500
5. Denny Lemaster	1962-67	58-59	.496

## BRAVES NO-HITTERS

Date	Pitcher/Opponent	D/N	Score
8/6/1892	Jack Stivetts vs. Brooklyn	Day	11-0
8/7/1899	Vic Willis vs. Washington	Day	7-1
5/8/1907	Frank Pfeffer vs. Cincinnati	Day	6-0
9/9/1914 [2]	George Davis vs. Philadelphia	Day	7-0
6/16/1916	Tom Hughes vs. Pittsburgh	Day	2-0
4/27/1944	Jim Tobin vs. Brooklyn	Day	2-0
8/11/1950	Vern Bickford vs. Brooklyn	Night	7-0
6/12/1954	Jim Wilson vs. Philadelphia	Day	2-0
8/18/1960	Lew Burdette vs. Philadelphia	Night	1-0
9/16/1960	Warren Spahn vs. Philadelphia	Night	4-0
4/28/1961	Warren Spahn vs. San Francisco	Night	1-0
8/5/1973	Phil Niekro vs. San Diego	Day	9-0
9/11/1991	Kent Mercker, Mark Wohlers, Alejandro Pena vs. San Diego	Night	1-0
4/8/1994	Kent Mercker at Los Angeles	Night	6-0

## NO-HIT GAMES VS. BRAVES

Date	Pitcher/Opponent	D/N	Score
8/19/1880	Larry Corcoran, at Chicago	Day	6-0
4/22/1898	Jim Hughes, at Baltimore	Day	8-0
7/8/1898	Red Donahue, at Philadelphia	Day	5-0
9/5/1908 [2]	Nap Rucker, at Brooklyn	Day	6-0
7/17/1924	Jesse Haines, at St. Louis	Day	5-0
6/11/1938	Johnny Vander Meer, at Cincinnati	Day	3-0
5/15/1944	Clyde Shoun, at Cincinnati	Day	1-0
4/23/1946	Ed Head, at Brooklyn	Day	5-0
6/18/1947	Ewell Blackwell, at Cincinnati	Night	6-0
5/6/1951 [2]	Cliff Chambers, vs. Pittsburgh (at Boston)	Day	3-0
6/18/1967	Don Wilson, at Houston	Day	2-0
8/18/1969	Ken Holtzman, at Chicago	Day	3-0
9/29/1976	John Montefusco, San Francisco (at Atlanta)	Day	9-0
4/7/1979	Ken Forsch, at Houston	Day	6-0
5/18/2004	Randy Johnson, Arizona (at Atlanta) - perfect game	Night	2-0
4/17/2010	Ubaldo Jimenez, Colorado (at Atlanta)	Night	4-0
9/1/2014	Cole Hamels, Jake Diekman, Ken Giles, Jonathan Papelbon, Phila. (at Atlanta)	Day	7-0

## BEST PITCHING STARTS

In research dating back to 1900, the Elias Sports Bureau found the following Braves who started a season with a record of at least 6-0.

Pitcher	Start	Year	Notes
Ed Brandt	8-0	1931	In consecutive starts, all complete games.
Warren Spahn	8-0	1947	Covered eight starts plus a no-decision in relief.
Jim Wilson	8-0	1954	In eight consecutive starts.
Lew Burdette	7-0	1953	In 19 games, no starts
Larry McWilliams	7-0	1978	Was called up from minors on July 17;
Rick Mahler	7-0	1985	In seven consecutive starts.
*Pete Smith	7-0	1992	Covered 11 starts and 1 relief appearance.
Tom Glavine	7-0	1993	In 10 starts.
Denny Neagle	7-0	1997	In 10 starts.
Mike Remlinger	7-0	2002	All in relief (57 games).
Oscar Villarreal	7-0	2006	All in relief (31 games).
George Stone	6-0	1969	In 13 games with three wins as a starter.
Ron Reed	6-0	1968	In nine games, six starts, with all the wins as a starter.
Warren Spahn	6-0	1958	In seven starts.
Max Surkont	6-0	1953	In eight games, seven starts, with all wins as a starter.
Huck Betts	6-0	1932	In 10 games, eight starts, with five wins as a starter.
Frank Miller	6-0	1922	In 10 games, six starts, with five wins as a starter.

\*Finished the season with a perfect record

# ATLANTA PITCHING – CAREER TOP 10

## GAMES

John Smoltz	708
Phil Niekro	689
Gene Garber	557
Tom Glavine	518
Rick Camp	414
Mark Wohlers	388
Greg Maddux	363
Peter Moylan	356
Eric O’Flaherty	356
Steve Bedrosian	350

## INNINGS PITCHED

Phil Niekro	4533.0
Tom Glavine	3408.0
John Smoltz	3395.0
Greg Maddux	2526.2
Tim Hudson	1573.0
Rick Mahler	1558.2
Ron Reed	1419.2
Julio Teheran	1360.0
Pat Jarvis	1244.2
Steve Avery	1222.1

## WINS

Phil Niekro	266
Tom Glavine	244
John Smoltz	210
Greg Maddux	194
Tim Hudson	113
Pat Jarvis	83
Ron Reed	80
Rick Mahler	79
Julio Teheran	77
Kevin Millwood	75

## ERA (1,000 IP)

Greg Maddux	2.63
Phil Niekro	3.20
John Smoltz	3.26
Tom Glavine	3.41
Tim Hudson	3.56
Pat Jarvis	3.59
Julio Teheran	3.67
Kevin Millwood	3.73
Ron Reed	3.74
Steve Avery	3.83

## GAMES STARTED

Phil Niekro	594
Tom Glavine	518
John Smoltz	466
Greg Maddux	363
Tim Hudson	243
Julio Teheran	226
Rick Mahler	218
Ron Reed	203
Steve Avery	201
Pat Jarvis	169

## COMPLETE GAMES

Phil Niekro	226
Greg Maddux	61
John Smoltz	53
Tom Glavine	52
Ron Reed	47
Pat Jarvis	42
Rick Mahler	36
Carl Morton	29
George Stone	20
Ken Johnson	18
Denny Lemaster	18

## SHUTOUTS

Phil Niekro	43
Tom Glavine	22
Greg Maddux	21
John Smoltz	16
Pat Jarvis	8
Carl Morton	8
Dick Ruthven	7
Steve Avery	6
Rick Mahler	6
Denny Neagle	6
Ron Reed	6
Zane Smith	6

## SAVES

Craig Kimbrel	186
John Smoltz	154
Gene Garber	141
Mark Wohlers	112
John Rocker	83
Cecil Upshaw	78
Rick Camp	57
Mike Stanton	55
Jim Johnson	51
Arolys Vizcaino	50

## STRIKEOUTS

John Smoltz	3011
Phil Niekro	2855
Tom Glavine	2091
Greg Maddux	1828
Julio Teheran	1184
Tim Hudson	997
Kevin Millwood	840
Steve Avery	815
Ron Reed	778
Rick Mahler	765

## WALKS

Phil Niekro	1425
Tom Glavine	1177
John Smoltz	992
Rick Mahler	501
Tim Hudson	464
Julio Teheran	458
Greg Maddux	383
Steve Avery	371
Zane Smith	366
Pat Jarvis	364

## LOSSES

Phil Niekro	227
Tom Glavine	147
John Smoltz	147
Rick Mahler	89
Greg Maddux	88
Ron Reed	88
Gene Garber	73
Julio Teheran	73
Tim Hudson	72
Pat Jarvis	72

## HITS ALLOWED

Phil Niekro	4136
Tom Glavine	3241
John Smoltz	2979
Greg Maddux	2273
Rick Mahler	1656
Tim Hudson	1490
Ron Reed	1424
Julio Teheran	1189
Steve Avery	1180
Pat Jarvis	1143

# FRANCHISE PITCHING – CAREER TOP 10

## GAMES

Phil Niekro	740
Warren Spahn	714
John Smoltz	708
Kid Nichols	557
Gene Garber	557
Tom Glavine	518
Lew Burdette	468
Rick Camp	414
Mark Wohlers	388
Greg Maddux	363

## INNINGS PITCHED

Warren Spahn	5046.0
Phil Niekro	4622.2
Kid Nichols	4538.0
Tom Glavine	3408.0
John Smoltz	3395.0
Lew Burdette	2638.0
Vic Willis	2575.0
Greg Maddux	2526.2
Jim Whitney	2263.2
Tommy Bond	2127.1

## WINS

Warren Spahn	356
Kid Nichols	328
Phil Niekro	268
Tom Glavine	244
John Smoltz	210
Greg Maddux	194
Lew Burdette	179
Vic Willis	151
John Clarkson	150
Tommy Bond	149

## ERA (1,000 IP, SINCE 1900)

Dick Rudolph	2.62
Greg Maddux	2.63
Vic Willis	2.88
Warren Spahn	3.05
Lefty Tyler	3.06
Jesse Barnes	3.07
Togie Pittenge	3.08
Irv Young	3.15
Phil Niekro	3.20
John Smoltz	3.26

## GAMES STARTED

Warren Spahn	635
Phil Niekro	595
Tom Glavine	518
Kid Nichols	502
John Smoltz	466
Greg Maddux	363
Lew Burdette	330
Vic Willis	302
Jim Whitney	254
Tim Hudson	243

## COMPLETE GAMES

Kid Nichols	477
Warren Spahn	374
Vic Willis	268
Jim Whitney	242
John Clarkson	226
Phil Niekro	226
Tommy Bond	225
Jack Stivetts	176
Dick Rudolph	171
Charlie Buffinton	166

## SHUTOUTS

Warren Spahn	63
Kid Nichols	44
Phil Niekro	43
Lew Burdette	30
Tommy Bond	29
Dick Rudolph	27
Vic Willis	26
Tom Glavine	22
Lefty Tyler	22
Greg Maddux	21

## SAVES

Craig Kimbrel	186
John Smoltz	154
Gene Garber	141
Mark Wohlers	112
John Rocker	83
Cecil Upshaw	78
Rick Camp	57
Mike Stanton	55
Jim Johnson	51
Don McMahon	50
Arolys Vizcaino	50

## STRIKEOUTS

John Smoltz	3011
Phil Niekro	2912
Warren Spahn	2493
Tom Glavine	2091
Greg Maddux	1828
Kid Nichols	1672
Julio Teheran	1184
Vic Willis	1161
Jim Whitney	1157
Tim Hudson	997

## WALKS

Phil Niekro	1458
Warren Spahn	1378
Tom Glavine	1177
Kid Nichols	1159
John Smoltz	992
Vic Willis	854
Bob Buhl	782
Lefty Tyler	678
John Clarkson	676
Jack Stivetts	651

## LOSSES

Phil Niekro	230
Warren Spahn	229
Kid Nichols	180
Vic Willis	149
Tom Glavine	147
John Smoltz	147
Jim Whitney	121
Lew Burdette	120
Bob Smith	120
Ed Brandt	119

## HITS ALLOWED

Warren Spahn	4620
Kid Nichols	4434
Phil Niekro	4224
Tom Glavine	3241
John Smoltz	2979
Lew Burdette	2698
Vic Willis	2386
Greg Maddux	2273
Tommy Bond	2243
Jim Whitney	2219

# ATLANTA PITCHING – SINGLE-SEASON TOP 10

## GAMES

87.....	Peter Moylan	.....	2009
85.....	Peter Moylan	.....	2010
85.....	Jonny Venters	.....	2011
84.....	Chris Reitsma	.....	2004
83.....	Will Ohman	.....	2008
81.....	Brad Clontz	.....	1996
80.....	Ray King	.....	2003
80.....	Peter Moylan	.....	2007
80.....	Mike Gonzalez	.....	2009
79.....	Antonio Alfonseca	.....	2004
79.....	Jonny Venters	.....	2010
79.....	Craig Kimbrel	.....	2011

## INNINGS PITCHED

342.0..	Phil Niekro	.....	1979
334.1..	Phil Niekro	.....	1978
330.1..	Phil Niekro	.....	1977
302.1..	Phil Niekro	.....	1974
284.1..	Phil Niekro	.....	1969
282.1..	Phil Niekro	.....	1972
277.2...	Carl Morton	.....	1975
275.2..	Phil Niekro	.....	1975
275.0..	Phil Niekro	.....	1980
274.2..	Carl Morton	.....	1974

## WINS

24.....	John Smoltz	.....	1996
23.....	Phil Niekro	.....	1969
22.....	Tom Glavine	.....	1993
21.....	Phil Niekro	.....	1979
21.....	Tom Glavine	.....	2000
21.....	Russ Ortiz	.....	2003
20.....	Phil Niekro	.....	1974
20.....	Tom Glavine	.....	1991
20.....	Tom Glavine	.....	1992
20.....	Greg Maddux	.....	1993
20.....	Denny Neagle	.....	1997
20.....	Tom Glavine	.....	1998

## ERA (1,000 IP)

1.56.....	Greg Maddux	.....	1994
1.63.....	Greg Maddux	.....	1995
1.87.....	Phil Niekro	.....	1967
2.20.....	Greg Maddux	.....	1997
2.22.....	Greg Maddux	.....	1998
2.28.....	Buzz Capra	.....	1974
2.36.....	Greg Maddux	.....	1993
2.38.....	Phil Niekro	.....	1974
2.47.....	Tom Glavine	.....	1998
2.55.....	Tom Glavine	.....	1991

## GAMES STARTED

44.....	Phil Niekro	.....	1979
43.....	Phil Niekro	.....	1977
42.....	Phil Niekro	.....	1978
39.....	Phil Niekro	.....	1974
39.....	Carl Morton	.....	1975
39.....	Rick Mahler	.....	1985
39.....	Rick Mahler	.....	1986
38.....	Tony Cloninger	.....	1966
38.....	Carl Morton	.....	1974
38.....	Phil Niekro	.....	1980

## COMPLETE GAMES

23.....	Phil Niekro	.....	1979
22.....	Phil Niekro	.....	1978
21.....	Phil Niekro	.....	1969
20.....	Phil Niekro	.....	1977
18.....	Phil Niekro	.....	1974
18.....	Phil Niekro	.....	1971
17.....	Phil Niekro	.....	1972
15.....	Phil Niekro	.....	1968
14.....	Pat Jarvis	.....	1968
13.....	Phil Niekro	.....	1975

## SHUTOUTS

6.....	Phil Niekro	.....	1974
5.....	Phil Niekro	.....	1968
5.....	Buzz Capra	.....	1974
5.....	Tom Glavine	.....	1992
5.....	Greg Maddux	.....	1998
4.....	Phil Niekro	.....	1969
4.....	Phil Niekro	.....	1971
4.....	Carl Morton	.....	1973
4.....	Dick Ruthven	.....	1976
4.....	Phil Niekro	.....	1978
4.....	Tom Glavine	.....	1989
4.....	Denny Neagle	.....	1997

## SAVES

55.....	John Smoltz	.....	2002
50.....	Craig Kimbrel	.....	2013
47.....	Craig Kimbrel	.....	2014
46.....	Craig Kimbrel	.....	2011
45.....	John Smoltz	.....	2003
44.....	John Smoltz	.....	2004
42.....	Craig Kimbrel	.....	2012
39.....	Mark Wohlers	.....	1996
38.....	John Rocker	.....	1999
37.....	Billy Wagner	.....	2010

## STRIKEOUTS

276.....	John Smoltz	.....	1996
262.....	Phil Niekro	.....	1977
248.....	Phil Niekro	.....	1978
241.....	John Smoltz	.....	1997
238.....	Javier Vazquez	.....	2009
215.....	John Smoltz	.....	1992
211.....	John Smoltz	.....	2006
208.....	Phil Niekro	.....	1979
208.....	John Smoltz	.....	1993
205.....	Kevin Millwood	.....	1999

## WALKS

164.....	Phil Niekro	.....	1977
116.....	Tony Cloninger	.....	1966
113.....	Phil Niekro	.....	1979
112.....	Russ Ortiz	.....	2004
111.....	Steve Bedrosian	.....	1985
105.....	Phil Niekro	.....	1983
105.....	Zane Smith	.....	1986
102.....	Phil Niekro	.....	1978
102.....	Craig McMurtry	.....	1984
102.....	David Palmer	.....	1986
102.....	Russ Ortiz	.....	2003

## LOSSES

20.....	Phil Niekro	.....	1977
20.....	Phil Niekro	.....	1979
18.....	Phil Niekro	.....	1970
18.....	Phil Niekro	.....	1978
18.....	Phil Niekro	.....	1980
18.....	Rick Mahler	.....	1986
17.....	Dick Ruthven	.....	1976
17.....	Craig McMurtry	.....	1984
17.....	Tom Glavine	.....	1988
17.....	Derek Lowe	.....	2011
17.....	Shelby Miller	.....	2015

## HITS ALLOWED

315.....	Phil Niekro	.....	1977
311.....	Phil Niekro	.....	1979
302.....	Carl Morton	.....	1975
295.....	Phil Niekro	.....	1978
293.....	Carl Morton	.....	1974
285.....	Phil Niekro	.....	1975
283.....	Rick Mahler	.....	1986
279.....	Rick Mahler	.....	1988
272.....	Rick Mahler	.....	1985
259.....	Tom Glavine	.....	1999



# FRANCHISE PITCHING – SINGLE-SEASON TOP 10

SINCE 1900

## GAMES

87.....	Peter Moylan	2009
85.....	Peter Moylan	2010
85.....	Jonny Venters	2011
84.....	Chris Reitsma	2004
83.....	Will Ohman	2008
81.....	Brad Clontz	1996
80.....	Ray King	2003
80.....	Peter Moylan	2007
80.....	Mike Gonzalez	2009
79.....	Antonio Alfonseca	2004
79.....	Jonny Venters	2010
79.....	Craig Kimbrel	2011

## INNINGS PITCHED

410.0 ..	Vic Willis	1902
389.1...	Togie Pittinger	1902
378.0 ..	Irv Young	1905
358.1...	Irv Young	1906
351.2...	Togie Pittinger	1903
350.0 ..	Vic Willis	1904
342.0 ..	Vic Willis	1905
342.0 ..	Phil Niekro	1979
341.1...	Dick Rudolph	1915
336.1...	Dick Rudolph	1914

## WINS

27.....	Togie Pittinger	1902
27.....	Vic Willis	1902
26.....	Bill James	1914
26.....	Dick Rudolph	1914
24.....	Johnny Sain	1948
24.....	Tony Cloninger	1965
24.....	John Smoltz	1996
23.....	Warren Spahn	1953
23.....	Warren Spahn	1963
23.....	Phil Niekro	1969

## ERA (1,000 IP)

1.56.....	Greg Maddux	1994
1.63.....	Greg Maddux	1995
1.87.....	Phil Niekro	1967
1.90.....	Bill James	1914
2.02.....	Lefty Tyler	1916
2.08.....	Pat Ragan	1916
2.10.....	Warren Spahn	1953
2.12.....	Tom Hughes	1915
2.16.....	Art Nehf	1917
2.16.....	Dick Rudolph	1916

## GAMES STARTED

46.....	Vic Willis	1902
44.....	Phil Niekro	1979
43.....	Vic Willis	1904
43.....	Dick Rudolph	1915
43.....	Phil Niekro	1977
42.....	Irv Young	1905
42.....	Phil Niekro	1978
41.....	Vic Willis	1905
41.....	Irv Young	1906
40.....	Togie Pittinger	1902

## COMPLETE GAMES

45.....	Vic Willis	1902
41.....	Irv Young	1905
39.....	Vic Willis	1904
37.....	Irv Young	1906
36.....	Togie Pittinger	1902
36.....	Vic Willis	1905
35.....	Togie Pittinger	1903
35.....	Togie Pittinger	1904
35.....	Chick Fraser	1905
33.....	Four tied	

## SHUTOUTS

7.....	Togie Pittinger	1902
7.....	Irv Young	1905
7.....	Warren Spahn	1947
7.....	Warren Spahn	1951
7.....	Warren Spahn	1963
6.....	Seven tied	

## SAVES

55.....	John Smoltz	2002
50.....	Craig Kimbrel	2013
47.....	Craig Kimbrel	2014
46.....	Craig Kimbrel	2011
45.....	John Smoltz	2003
44.....	John Smoltz	2004
42.....	Craig Kimbrel	2012
39.....	Mark Wohlers	1996
38.....	John Rocker	1999
37.....	Billy Wagner	2010

## STRIKEOUTS

276.....	John Smoltz	1996
262.....	Phil Niekro	1977
248.....	Phil Niekro	1978
241.....	John Smoltz	1997
238.....	Javier Vazquez	2009
225.....	Vic Willis	1902
215.....	John Smoltz	1992
211.....	Tony Cloninger	1965
211.....	John Smoltz	2006
208.....	Phil Niekro	1979
208.....	John Smoltz	1993

## WALKS

164.....	Phil Niekro	1977
149.....	Chick Fraser	1905
144.....	Togie Pittinger	1904
143.....	Togie Pittinger	1903
128.....	Togie Pittinger	1902
126.....	Lefty Tyler	1912
124.....	Cliff Curtis	1910
122.....	Vern Bickford	1950
121.....	Al Mattern	1910
121.....	Bob Buhl	1957

## LOSSES

29.....	Vic Willis	1905
25.....	Vic Willis	1904
25.....	Irv Young	1906
25.....	Gus Dorner	1906
25.....	Ben Cantwell	1935
24.....	Cliff Curtis	1910
23.....	Kaiser Wilhelm	1905
23.....	Vive Lindaman	1906
23.....	Buster Brown	1910
23.....	George Ferguson	1909
23.....	Irv Young	1907

## HITS ALLOWED

396.....	Togie Pittinger	1903
372.....	Vic Willis	1902
360.....	Togie Pittinger	1902
357.....	Vic Willis	1904
349.....	Irv Young	1906
340.....	Vic Willis	1905
337.....	Irv Young	1905
322.....	Al Mattern	1909
320.....	Chick Fraser	1905
316.....	Kaiser Wilhelm	1904

# ATLANTA YEAR-BY-YEAR TEAM PITCHING TOTALS

Year	W-L	ERA	G	CG	SHO	SV	IP	H	R	ER	HR	BB	SO
1966	85-77	3.68	163	37	10	36	1469.0	1430	683	601	129	485	884
1967	77-85	3.47	162	36	5	32	1454.0	1377	640	561	118	449	862
1968	81-81	2.92	163	44	16	29	1474.0	1320	549	478	87	362	871
1969	93-69	3.53	162	38	7	42	1445.0	1334	631	566	144	438	893
1970	76-86	4.33	162	45	9	24	1431.0	1451	772	688	185	478	960
1971	82-80	3.75	162	40	11	31	1475.0	1528	699	614	152	485	823
1972	70-84	4.27	155	40	4	27	1377.0	1412	730	654	155	512	732
1973	76-85	4.25	162	34	9	35	1462.0	1467	774	690	144	575	803
1974	88-74	3.05	163	46	21	22	1476.0	1343	563	501	97	488	772
1975	67-94	3.91	161	32	4	24	1430.0	1543	739	624	101	519	669
1976	70-92	3.86	162	33	13	27	1438.0	1435	700	617	86	564	818
1977	61-101	4.85	162	28	15	31	1445.0	1581	895	782	169	701	915
1978	89-93	4.08	162	29	12	32	1440.1	1404	750	653	132	624	848
1979	66-94	4.18	160	32	3	34	1407.2	1496	763	654	132	494	779
1980	81-80	3.77	161	29	9	37	1428.0	1397	660	598	131	454	696
1981	50-56	3.45	107	11	4	24	968.0	936	416	371	62	330	471
1982	89-73	3.82	162	15	11	51	1463.0	1484	702	621	126	502	813
1983	88-74	3.67	162	18	4	48	1440.2	1412	640	588	132	540	895
1984	80-82	3.57	162	17	7	49	1447.0	1401	655	574	122	525	859
1985	66-96	4.19	162	9	9	29	1457.1	1512	781	679	134	642	776
1986	72-89	3.97	161	17	5	39	1424.2	1443	719	629	117	576	932
1987	69-92	4.63	161	16	4	32	1427.2	1529	829	734	163	587	837
1988	54-106	4.09	160	14	4	25	1446.0	1481	741	657	108	524	810
1989	63-97	3.70	161	15	8	33	1447.2	1370	680	595	114	468	966
1990	65-97	4.58	162	17	8	30	1429.2	1527	821	727	128	579	938
1991	94-68	3.49	162	18	7	48	1452.2	1304	644	563	118	481	969
1992	98-64	3.14	162	26	24	41	1460.0	1321	569	510	89	489	948
1993	104-58	3.14	162	18	16	46	1455.0	1297	559	507	101	480	1036
1994	68-46	3.57	114	16	8	26	1026.1	929	448	407	76	378	865
1995	90-54	3.44	144	18	11	34	1291.2	1184	540	494	107	436	1087
1996	96-66	3.52	162	14	9	46	1469.0	1372	648	575	120	451	1245
1997	101-61	3.18	162	21	17	37	1465.2	1319	581	518	111	450	1196
1998	106-56	3.25	162	24	23	45	1438.2	1291	581	520	117	466	1232
1999	103-59	3.63	162	9	9	45	1471.0	1398	661	593	142	507	1197
2000	95-67	4.06	162	13	9	53	1440.1	1428	714	648	165	484	1093
2001	88-74	3.59	162	5	13	41	1447.1	1363	643	578	153	499	1133
2002	101-59	3.13	161	3	15	57	1467.1	1302	565	511	123	554	1058
2003	101-61	4.10	162	4	7	51	1456.1	1425	740	663	147	555	992
2004	96-66	3.74	162	4	13	48	1450.0	1475	668	603	154	523	1025
2005	90-72	3.98	162	8	12	38	1443.2	1487	674	639	145	520	929
2006	79-83	4.60	162	6	6	38	1441.1	1529	805	736	183	572	1049
2007	84-78	4.11	162	1	6	36	1456.1	1442	733	665	172	537	1106
2008	72-90	4.46	162	2	7	26	1440.2	1439	778	714	156	586	1076
2009	86-76	3.57	162	3	10	38	1462.2	1399	641	581	119	530	1232
2010	91-71	3.56	162	2	9	41	1439.1	1326	629	569	126	505	1241
2011	89-73	3.48	162	3	16	52	1479.2	1332	605	572	125	521	1332
2012	94-68	3.42	162	5	16	47	1445.1	1310	600	549	145	464	1232
2013	96-66	3.18	162	1	12	53	1450.1	1326	548	512	127	409	1232
2014	79-83	3.38	162	5	13	54	1455.0	1369	597	547	121	472	1301
2015	67-95	4.41	162	3	10	44	1425.1	1462	760	698	170	550	1148
2016	68-93	4.51	161	1	9	39	1447.2	1414	779	725	177	547	1227
2017	72-90	4.72	162	0	6	36	1441.1	1463	821	756	192	584	1258
2018	90-72	3.75	162	2	11	40	1456.2	1236	657	607	153	635	1423
2019	97-65	4.19	162	1	8	44	1450.2	1421	743	675	203	548	1393

# FRANCHISE YEAR-BY-YEAR VICTORY LEADERS

Year	Pitcher	W-L	Year	Pitcher	W-L	Year	Pitcher	W-L
1876	Jack Manning	18-5	1928	Bob Smith	13-17	1980	Phil Niekro	15-18
1877	Tommy Bond	40-17	1929	Socks Siebold	12-17	1981	Rick Camp	9-3
1878	Tommy Bond	40-19	1930	Socks Siebold	15-16	1982	Phil Niekro	17-4
1879	Tommy Bond	43-19	1931	Ed Brandt	18-11	1983	Craig McMurtry	15-9
1880	Tommy Bond	26-29	1932	Ed Brandt	16-16		Pascual Pérez	15-8
1881	Jim Whitney	31-33	1933	Ben Cantwell	20-10	1984	Pascual Pérez	14-8
1882	Jim Whitney	24-21	1934	Fred Frankhouse	17-9	1985	Rick Mahler	17-15
1883	Jim Whitney	37-21		Huck Betts	17-10	1986	Rick Mahler	14-18
1884	Charlie Buffinton	48-16	1935	Fred Frankhouse	11-15	1987	Zane Smith	15-10
1885	Charlie Buffinton	22-27	1936	Danny MacFayden	17-13	1988	Rick Mahler	9-16
1886	Old Hoss Radbourn	27-31	1937	Jim Turner	20-11	1989	Tom Glavine	14-8
1887	Old Hoss Radbourn	24-23		Lou Fette	20-10	1990	John Smoltz	14-11
1888	John Clarkson	33-20	1938	Danny MacFayden	14-9	1991	Tom Glavine	20-11
1889	John Clarkson	49-19		Jim Posedel	14-18	1992	Tom Glavine	20-8
1890	Kid Nichols	27-19	1939	Bill Posedel	15-13	1993	Tom Glavine	22-6
1891	John Clarkson	33-19	1940	Dick Erickson	12-13	1994	Greg Maddux	16-6
1892	Kid Nichols	35-16		Bill Posedel	12-17	1995	Greg Maddux	19-2
	Jack Stivetts	35-16	1941	Jim Tobin	12-12	1996	John Smoltz	24-8
1893	Kid Nichols	34-14	1942	Al Javery	12-16	1997	Denny Neagle	20-5
1894	Kid Nichols	32-13		Jim Tobin	12-21	1998	Tom Glavine	20-6
1895	Kid Nichols	26-16	1943	Al Javery	17-16	1999	Greg Maddux	19-9
1896	Kid Nichols	30-14	1944	Jim Tobin	18-19	2000	Tom Glavine	21-9
1897	Kid Nichols	31-11	1945	Jim Tobin	9-14	2001	Greg Maddux	17-11
1898	Kid Nichols	32-12	1946	Johnny Sain	20-14	2002	Kevin Millwood	18-8
1899	Vic Willis	27-8	1947	Warren Spahn	21-10		Tom Glavine	18-11
1900	Bill Dinneen	20-14		Johnny Sain	21-12	2003	Russ Ortiz	21-7
1901	Vic Willis	20-17	1948	Johnny Sain	24-15	2004	Jaret Wright	15-8
1902	Togie Pittinger	27-16	1949	Warren Spahn	21-14		Russ Ortiz	15-9
	Vic Willis	27-20	1950	Warren Spahn	21-17	2005	John Smoltz	14-7
1903	Togie Pittinger	19-23	1951	Warren Spahn	22-14		Tim Hudson	14-9
1904	Vic Willis	18-25	1952	Warren Spahn	14-19	2006	John Smoltz	16-9
1905	Irv Young	20-21	1953	Warren Spahn	23-7	2007	Tim Hudson	16-10
1906	Irv Young	16-25	1954	Warren Spahn	21-12	2008	Jair Jurrjens	13-10
1907	Patsy Flaherty	12-15	1955	Warren Spahn	17-14	2009	Derek Lowe	15-10
	Gus Dornier	12-16	1956	Warren Spahn	20-11		Javier Vazquez	15-10
1908	Vive Lindaman	12-15	1957	Warren Spahn	21-11	2010	Tim Hudson	17-9
1909	Al Mattern	16-20	1958	Warren Spahn	22-11	2011	Tim Hudson	16-10
1910	Al Mattern	15-19	1959	Warren Spahn	21-15	2012	Tim Hudson	16-7
1911	Buster Brown	7-18		Lew Burdette	21-15	2013	Kris Medlen	15-12
1912	Hub Perdue	13-16	1960	Warren Spahn	21-10	2014	Ervin Santana	14-10
1913	Lefty Tyler	16-17	1961	Warren Spahn	21-13		Julio Teheran	14-13
	Hub Perdue	16-13	1962	Warren Spahn	18-14	2015	Julio Teheran	11-8
1914	Dick Rudolph	26-10	1963	Warren Spahn	23-7	2016	Mike Foltynewicz	9-5
	Bill James	26-7	1964	Tony Cloninger	19-14	2017	Julio Teheran	11-13
1915	Dick Rudolph	22-19	1965	Tony Cloninger	24-11	2018	Mike Foltynewicz	13-10
1916	Dick Rudolph	19-12	1966	Ken Johnson	14-8	2019	Max Fried	17-6
1917	Art Nehf	16-8		Tony Cloninger	14-11			
1918	Art Nehf	15-15	1967	Pat Jarvis	15-10			
1919	Dick Rudolph	13-18	1968	Pat Jarvis	16-12			
1920	Joe Oeschger	15-13	1969	Phil Niekro	23-13			
1921	Joe Oeschger	20-14	1970	Pat Jarvis	16-16			
1922	Frank Miller	11-13	1971	Phil Niekro	15-14			
	Rube Marquard	11-15	1972	Phil Niekro	16-12			
1923	Joe Genewich	13-14	1973	Carl Morton	15-10			
1924	Jesse Barnes	15-20	1974	Phil Niekro	20-13			
1925	Larry Benton	14-7	1975	Carl Morton	17-16			
	Johnny Cooney	14-14	1976	Phil Niekro	17-11			
1926	Larry Benton	14-14	1977	Phil Niekro	16-20			
1927	Joe Genewich	11-8	1978	Phil Niekro	19-18			
	Kent Greenfield	11-14	1979	Phil Niekro	21-10			

# FRANCHISE SINGLE-SEASON BATTING FEATS

## N.L. BATTING CHAMPIONS

1877	Deacon White.....	387
1889	Dan Brouthers.....	373
1894	Hugh Duffy.....	438
1928	Rogers Hornsby.....	387
1942	Ernie Lombardi.....	330
1956	Hank Aaron.....	328
1959	Hank Aaron.....	355
1970	Rico Carty.....	366
1974	Ralph Garr.....	353
1991	Terry Pendleton.....	319
2008	Chipper Jones.....	364

## N.L. RBI LEADERS

1877	Deacon White.....	49
1879	John O'Rourke.....	62
1894	Hugh Duffy.....	145
1935	Wally Berger.....	130
1957	Hank Aaron.....	132
1960	Hank Aaron.....	126
1963	Hank Aaron.....	130
1966	Hank Aaron.....	127
1982	Dale Murphy (Tie).....	109
1983	Dale Murphy.....	121
2005	Andruw Jones.....	128

## 200 HITS IN A SEASON

1893	Hugh Duffy.....	203
1894	Hugh Duffy.....	237
1912	John Sweeney.....	204
1925	Dick Burrus.....	200
1926	Ed Brown.....	201
1928	Lance Richbourg.....	206
1945	Tommy Holmes.....	224
1956	Hank Aaron.....	200
1957	Red Schoendienst.....	200
1959	Hank Aaron.....	223
1963	Hank Aaron.....	201
1966	Felipe Alou.....	218
1968	Felipe Alou.....	210
1971	Ralph Garr.....	219
1973	Ralph Garr.....	200
1974	Ralph Garr.....	214
1996	Marquis Grissom.....	207
2017	Ender Inciarte.....	201

## N.L. HOME RUN LEADERS

1879	Charley Jones.....	9
1880	John O'Rourke.....	6
1894	Hugh Duffy.....	18
1897	Hugh Duffy.....	11
1898	Jim Collins.....	15
1900	Herman Long.....	12
1907	David Brain.....	10
1935	Wally Berger.....	34
1945	Tommy Holmes.....	28
1953	Eddie Mathews.....	47
1957	Hank Aaron.....	44
1959	Eddie Mathews.....	46
1963	Hank Aaron (Tie).....	44
1966	Hank Aaron.....	44
1967	Hank Aaron.....	39
1984	Dale Murphy (Tie).....	36
1985	Dale Murphy.....	37
2005	Andruw Jones.....	51

## N.L. HITS LEADERS

1877	Deacon White.....	213
1894	Hugh Duffy.....	237
1911	Roy Miller.....	192
1926	Ed Brown.....	201
1945	Tommy Holmes.....	224
1947	Tommy Holmes.....	191
1956	Hank Aaron.....	204
1957	Red Schoendienst.....	200
1959	Hank Aaron.....	223
1966	Felipe Alou.....	218
1968	Felipe Alou (Tie).....	210
1974	Ralph Garr.....	214
1991	Terry Pendleton.....	187
1992	Terry Pendleton (Tie).....	199
2018	Freddie Freeman.....	191
2019	Ozzie Albies.....	189

## 30 HOMERS/30 STEALS

1963	Hank Aaron.....	44-31
1983	Dale Murphy.....	36-30
1990	Ron Gant.....	32-33
1991	Ron Gant.....	32-34
2019	Ronald Acuña Jr.....	41-37

# SINGLE-GAME BATTING FEATS

## BRAVES WHO HIT FOR THE CYCLE

Date	Player/Opponent
5/9/1896	Herman Long, vs. Louisville
6/20/1904	Duff Cooley, vs. Philadelphia
4/26/1907	John Bates, vs. Brooklyn
10/6/1910	Bill Collins, vs. Philadelphia
9/23/1987	Albert Hall, vs. Houston
8/14/2008	Mark Kotsay, vs. Chicago
6/15/2016	Freddie Freeman, vs. Cincinnati

## THREE HOME RUNS IN ONE GAME

Date	Player/Opponent
7/2/1928	Les Bell, at Philadelphia
7/6/1934	Hal Lee, at Philadelphia
5/25/1935	Babe Ruth, at Pittsburgh
5/13/1942	Jim Tobin, vs. Chicago
9/27/1952	Eddie Mathews, at Brooklyn
8/30/1953	Jim Pendleton, vs. Pittsburgh
6/21/1959	Henry Aaron, at San Francisco
7/30/1966	Gene Oliver, vs. San Francisco
7/30/1969	Bob Tillman*, at Philadelphia
5/31/1970	Rico Carty, vs. Philadelphia
7/3/1970	Mike Lum, vs. San Diego
7/26/1970	Orlando Cepeda, at Chicago
5/18/1979	Dale Murphy, vs. San Francisco
7/22/1986	Ken Griffey, vs. Philadelphia
5/26/1990	Jeff Treadway, at Philadelphia
7/12/1992	Jeff Blauser, at Chicago
7/28/2001	Vinny Castilla, at Pittsburgh
9/25/2002	Andruw Jones, at Philadelphia
8/14/2006	Chipper Jones*, at Washington
6/22/2008	Mark Teixeira, vs. Seattle
4/29/2017	Matt Kemp*, at Milwaukee

## FOUR HOME RUNS IN ONE GAME

Date	Player/Opponent
5/30/1894	Bobby Lowe, at Cincinnati
7/31/1954	Joe Adcock, at Brooklyn
7/6/1986	Bob Horner, vs. Montreal

\*Consecutive

# ATLANTA YEAR-BY-YEAR TEAM BATTING TOTALS

Year	AVG.	AB	R	H	2B	3B	HR	RBI	BB	SO	SB	E
1966	.263	5616	782	1476	220	32	207	734	512	913	59	154
1967	.240	5450	631	1307	191	29	158	596	512	947	55	138
1968	.252	5552	515	1399	179	31	80	480	414	782	83	125
1969	.258	5460	691	1411	195	22	141	640	485	665	59	115
1970	.270	5546	736	1495	215	24	160	692	522	736	58	141
1971	.257	5575	643	1434	192	30	153	587	434	747	57	146
1972	.258	5278	628	1363	186	17	144	593	532	770	47	156
1973	.266	5631	799	1497	219	34	206	758	608	870	84	166
1974	.249	5533	661	1375	202	37	120	559	571	772	72	132
1975	.244	5424	583	1323	179	28	107	541	543	759	65	175
1976	.245	5345	620	1309	170	30	82	586	589	811	74	131
1977	.254	5534	678	1404	218	20	139	638	537	876	82	175
1978	.244	5381	600	1313	181	38	123	558	550	874	90	153
1979	.256	5422	669	1389	220	28	126	626	490	818	98	183
1980	.250	5402	630	1352	226	22	144	597	434	899	73	162
1981	.243	3642	395	886	148	22	64	366	321	540	98	102
1982	.256	5507	739	1411	215	22	146	687	554	869	151	137
1983	.272	5472	746	1489	218	45	130	691	582	847	146	137
1984	.247	5422	632	1338	234	27	111	578	555	896	140	139
1985	.246	5526	632	1359	213	28	126	598	553	849	72	158
1986	.250	5384	615	1348	241	24	138	575	538	904	93	141
1987	.258	5428	747	1401	284	24	152	696	641	834	135	116
1988	.242	5440	555	1319	228	28	96	527	432	848	95	151
1989	.234	5463	584	1281	201	22	128	544	485	996	83	152
1990	.250	5504	622	1376	263	26	162	636	473	1010	92	158
1991	.258	5456	749	1407	255	30	141	704	563	906	165	138
1992	.254	5480	682	1391	223	48	138	641	493	924	126	109
1993	.262	5588	767	1444	239	29	169	712	560	946	125	108
1994	.267	3861	542	1031	198	18	137	510	377	668	48	81
1995	.250	4814	645	1202	210	27	168	618	520	933	73	100
1996	.270	5614	773	1514	264	28	197	735	530	1032	83	130
1997	.270	5528	791	1490	268	37	174	755	597	1160	108	114
1998	.272	5484	826	1489	297	26	215	794	548	1062	98	91
1999	.266	5569	840	1481	309	23	197	791	608	962	148	111
2000	.271	5489	810	1490	274	26	179	758	595	1010	148	129
2001	.260	5498	729	1432	263	24	174	696	493	1039	85	103
2002	.260	5495	708	1428	280	25	164	669	558	1028	76	114
2003	.284	5670	907	1608	321	31	235	872	545	933	68	121
2004	.270	5570	803	1503	304	37	178	767	587	1158	86	116
2005	.265	5486	769	1453	308	37	184	733	534	1084	92	86
2006	.270	5583	849	1510	312	26	222	818	526	1169	52	99
2007	.275	5689	810	1562	328	27	176	781	534	1149	64	107
2008	.270	5604	753	1514	316	33	130	721	618	1023	58	107
2009	.263	5539	735	1459	300	20	149	700	602	1064	58	96
2010	.258	5463	738	1411	312	25	139	699	634	1140	63	126
2011	.243	5528	641	1345	244	16	173	606	504	1260	77	83
2012	.247	5425	700	1341	263	30	149	660	567	1289	101	86
2013	.249	5441	688	1354	247	21	181	656	542	1384	64	85
2014	.241	5468	573	1316	240	22	123	545	472	1369	95	85
2015	.251	5420	573	1361	251	18	100	548	471	1107	69	90
2016	.255	5514	649	1404	295	27	122	615	502	1240	75	101
2017	.263	5584	732	1467	289	26	165	706	474	1184	77	97
2018	.257	5582	759	1433	314	29	175	717	511	1290	90	80
2019	.258	5560	855	1432	277	29	249	824	619	1467	89	78

# ATLANTA BATTING – CAREER TOP 10

## BATTING AVERAGE\*

Ralph Garr.....317  
Chipper Jones.....303  
Felipe Alou.....302  
Martin Prado.....295  
Hank Aaron.....293  
Fred McGriff.....293  
**Freddie Freeman.. 293**  
Terry Pendleton.....287  
Javy Lopez.....287  
Marcus Giles.....285

## AT-BATS

Chipper Jones.....8984  
Dale Murphy.....7098  
Andruw Jones.....6408  
**Freddie Freeman. 4953**  
Hank Aaron.....4548  
Brian McCann.....4140  
Glenn Hubbard.....4016  
Javy Lopez.....4003  
Jeff Blausler.....3961  
Bob Horner.....3571

## DOUBLES

Chipper Jones.....549  
Andruw Jones.....330  
**Freddie Freeman....319**  
Dale Murphy.....306  
Brian McCann.....236  
Hank Aaron.....209  
Jeff Blausler.....201  
Glenn Hubbard.....196  
Javy Lopez.....190  
**Nick Markakis.....183**

## WALKS

Chipper Jones.....1512  
Dale Murphy.....912  
Andruw Jones.....717  
**Freddie Freeman... 646**  
Hank Aaron.....634  
Darrell Evans.....563  
Glenn Hubbard.....487  
Jeff Blausler.....483  
David Justice.....452  
Brian McCann.....414

## ON-BASE PCT.\*

Chipper Jones.....401  
**Freddie Freeman...379**  
Hank Aaron.....378  
David Justice.....374  
Fred McGriff.....369  
Darrell Evans.....368  
Ryan Klesko.....361  
Marcus Giles.....361  
**Nick Markakis.....359**  
Jeff Blausler.....355

## RUNS

Chipper Jones.....1619  
Dale Murphy.....1103  
Andruw Jones.....1045  
Hank Aaron.....818  
**Freddie Freeman...798**  
Jeff Blausler.....601  
Rafael Furcal.....554  
Bob Horner.....545  
Ron Gant.....515  
Javy Lopez.....508

## TRIPLES

Ralph Garr.....40  
Rafael Furcal.....38  
Chipper Jones.....38  
Dale Murphy.....37  
Andruw Jones.....34  
Jerry Royster.....30  
Jeff Blausler.....28  
Ron Gant.....27  
Felix Millan.....26  
Claudell Washington..25

## STRIKEOUTS

Dale Murphy.....1581  
Chipper Jones.....1409  
Andruw Jones.....1394  
**Freddie Freeman..1168**  
Jeff Blausler.....792  
Javy Lopez.....728  
Brian McCann.....683  
Ron Gant.....600  
Glenn Hubbard.....570  
Hank Aaron.....558

## SLUGGING PCT.\*

Hank Aaron.....567  
Chipper Jones.....529  
Ryan Klesko.....525  
Fred McGriff.....516  
Bob Horner.....508  
**Freddie Freeman.. 504**  
Javy Lopez.....502  
David Justice.....499  
Andruw Jones.....497  
Dale Murphy.....478

## HITS

Chipper Jones.....2726  
Dale Murphy.....1901  
Andruw Jones.....1683  
**Freddie Freeman...1451**  
Hank Aaron.....1334  
Javy Lopez.....1148  
Brian McCann.....1139  
Jeff Blausler.....1060  
Ralph Garr.....1022  
Bob Horner.....994

## HOME RUNS

Chipper Jones.....468  
Dale Murphy.....371  
Andruw Jones.....368  
Hank Aaron.....335  
**Freddie Freeman....227**  
Bob Horner.....215  
Javy Lopez.....214  
Brian McCann.....188  
David Justice.....160  
Ron Gant.....147

## STOLEN BASES

Rafael Furcal.....189  
Otis Nixon.....186  
Jerry Royster.....174  
Dale Murphy.....160  
Ron Gant.....157  
Chipper Jones.....150  
Andruw Jones.....138  
Ralph Garr.....137  
Claudell Washington.115  
Gerald Perry.....105

## GAMES

Chipper Jones.....2499  
Dale Murphy.....1926  
Andruw Jones.....1761  
**Freddie Freeman..1346**  
Hank Aaron.....1270  
Mike Lum.....1225  
Glenn Hubbard.....1196  
Brian McCann.....1190  
Jeff Blausler.....1184  
Javy Lopez.....1156

## TOTAL BASES

Chipper Jones.....4755  
Dale Murphy.....3394  
Andruw Jones.....3185  
Hank Aaron.....2580  
**Freddie Freeman. 2495**  
Javy Lopez.....2008  
Brian McCann.....1943  
Bob Horner.....1813  
Jeff Blausler.....1644  
Ron Gant.....1489

## RUNS BATTED IN

Chipper Jones.....1623  
Dale Murphy.....1143  
Andruw Jones.....1117  
Hank Aaron.....897  
**Freddie Freeman....805**  
Brian McCann.....706  
Javy Lopez.....694  
Bob Horner.....652  
David Justice.....522  
Ron Gant.....480

## EXTRA-BASE HITS

Chipper Jones.....1055  
Andruw Jones.....732  
Dale Murphy.....714  
**Freddie Freeman....568**  
Hank Aaron.....560  
Brian McCann.....426  
Javy Lopez.....418  
Bob Horner.....382  
Jeff Blausler.....338  
Ron Gant.....332

\*Minimum 2,500 plate appearances.  
Bold indicates active Brave.

# FRANCHISE BATTING – CAREER TOP 10

SINCE 1900

## BATTING AVERAGE\*

Ralph Garr.....	317
Rico Carty.....	317
Lance Richbourg.....	311
Hank Aaron.....	310
Wally Berger.....	304
Chipper Jones.....	303
Tommy Holmes.....	303
Buck Jordan.....	301
Felipe Alou.....	295
Martin Prado.....	295

## AT-BATS

Hank Aaron.....	11628
Chipper Jones.....	8984
Eddie Mathews.....	8049
Dale Murphy.....	7098
Rabbit Maranville..	6724
Andruw Jones.....	6408
Tommy Holmes.....	4956
<b>Freddie Freeman..</b>	<b>4953</b>
Johnny Logan.....	4931
Del Crandall.....	4583

## DOUBLES

Hank Aaron.....	600
Chipper Jones.....	549
Eddie Mathews.....	338
Andruw Jones.....	330
<b>Freddie Freeman....</b>	<b>319</b>
Dale Murphy.....	306
Tommy Holmes.....	291
Wally Berger.....	248
Rabbit Maranville....	244
Brian McCann.....	236

## WALKS

Chipper Jones.....	1512
Eddie Mathews.....	1376
Hank Aaron.....	1297
Dale Murphy.....	912
Andruw Jones.....	717
<b>Freddie Freeman... </b>	<b>646</b>
Darrell Evans.....	563
Rabbit Maranville....	561
Fred Tenney.....	533
Glenn Hubbard.....	487

## ON-BASE PCT.\*

Chipper Jones.....	401
Bob Elliott.....	398
Rico Carty.....	388
Earl Torgeson.....	385
<b>Freddie Freeman....</b>	<b>379</b>
Eddie Mathews.....	379
Hank Aaron.....	377
David Justice.....	374
Fred McGriff.....	369
Fred Tenney.....	369

## RUNS

Hank Aaron.....	2107
Chipper Jones.....	1619
Eddie Mathews.....	1452
Dale Murphy.....	1103
Andruw Jones.....	1045
Rabbit Maranville....	801
<b>Freddie Freeman....</b>	<b>798</b>
Tommy Holmes.....	696
Fred Tenney.....	666
Wally Berger.....	651

## TRIPLES

Rabbit Maranville....	103
Hank Aaron.....	96
Bill Bruton.....	79
Eddie Mathews.....	70
Ray Powell.....	67
Wally Berger.....	52
Lance Richbourg.....	48
Tommy Holmes.....	47
Fred Tenney.....	44
Jimmy Welsh.....	42

## STRIKEOUTS

Dale Murphy.....	1581
Chipper Jones.....	1409
Andruw Jones.....	1394
Eddie Mathews.....	1387
Hank Aaron.....	1294
<b>Freddie Freeman..</b>	<b>1168</b>
Jeff Blausler.....	792
Joe Adcock.....	732
Javy Lopez.....	728
Brian McCann.....	683

## SLUGGING PCT.\*

Hank Aaron.....	567
Wally Berger.....	533
Chipper Jones.....	529
Ryan Klesko.....	525
Eddie Mathews.....	517
Fred McGriff.....	516
Joe Adcock.....	511
Bob Horner.....	508
<b>Freddie Freeman..</b>	<b>504</b>
Javy Lopez.....	502

## HITS

Hank Aaron.....	3600
Chipper Jones.....	2726
Eddie Mathews.....	2201
Dale Murphy.....	1901
Rabbit Maranville..	1696
Andruw Jones.....	1683
Tommy Holmes.....	1503
<b>Freddie Freeman..</b>	<b>1451</b>
Johnny Logan.....	1329
Wally Berger.....	1263

## HOME RUNS

Hank Aaron.....	733
Eddie Mathews.....	493
Chipper Jones.....	468
Dale Murphy.....	371
Andruw Jones.....	368
Joe Adcock.....	239
<b>Freddie Freeman....</b>	<b>227</b>
Bob Horner.....	215
Javy Lopez.....	214
Wally Berger.....	199

## STOLEN BASES

Hank Aaron.....	240
Rabbit Maranville....	194
Rafael Furcal.....	189
Otis Nixon.....	186
Jerry Royster.....	174
Dale Murphy.....	160
Ron Gant.....	157
Bill Sweeney.....	153
Chipper Jones.....	150
Fred Tenney.....	145

## GAMES

Hank Aaron.....	3076
Chipper Jones.....	2499
Eddie Mathews.....	2223
Dale Murphy.....	1926
Rabbit Maranville....	1795
Andruw Jones.....	1761
Del Crandall.....	1394
Johnny Logan.....	1351
<b>Freddie Freeman..</b>	<b>1346</b>
Tommy Holmes.....	1289

## TOTAL BASES

Hank Aaron.....	6591
Chipper Jones.....	4755
Eddie Mathews.....	4158
Dale Murphy.....	3394
Andruw Jones.....	3185
<b>Freddie Freeman. </b>	<b>2495</b>
Rabbit Maranville..	2215
Wally Berger.....	2212
Joe Adcock.....	2164
Tommy Holmes.....	2152

## RUNS BATTED IN

Hank Aaron.....	2202
Chipper Jones.....	1623
Eddie Mathews.....	1388
Dale Murphy.....	1143
Andruw Jones.....	1117
<b>Freddie Freeman....</b>	<b>805</b>
Joe Adcock.....	760
Wally Berger.....	746
Brian McCann.....	706
Javy Lopez.....	694

## EXTRA-BASE HITS

Hank Aaron.....	1429
Chipper Jones.....	1055
Eddie Mathews.....	901
Andruw Jones.....	732
Dale Murphy.....	714
<b>Freddie Freeman....</b>	<b>568</b>
Wally Berger.....	499
Joe Adcock.....	458
Tommy Holmes.....	426
Brian McCann.....	426

\*Minimum 2,500 plate appearances.  
Bold indicates active Brave.

# ATLANTA BATTING – SINGLE-SEASON TOP 10

## BATTING AVERAGE\*

366	.....	Rico Carty	.....1970
364	.....	Chipper Jones	.....2008
353	.....	Ralph Garr	.....1974
343	.....	Ralph Garr	.....1971
337	.....	Chipper Jones	.....2007
333	.....	Kenny Lofton	.....1997
332	.....	Edgar Renteria	.....2007
330	.....	Chipper Jones	.....2001
330	.....	Gary Sheffield	.....2003
327	.....	Felipe Alou	.....1966

## ON-BASE PERCENTAGE\*

470	.....	Chipper Jones	.....2008
454	.....	Rico Carty	.....1970
441	.....	Chipper Jones	.....1999
436	.....	J.D. Drew	.....2004
435	.....	Chipper Jones	.....2002
432	.....	Jeff Burroughs	.....1978
427	.....	David Justice	.....1994
427	.....	Chipper Jones	.....2001
425	.....	Chipper Jones	.....2007
419	.....	Gary Sheffield	.....2003

## SLUGGING PERCENTAGE\*

669	.....	Hank Aaron	.....1971
633	.....	Chipper Jones	.....1999
623	.....	Fred McGriff	.....1994
607	.....	Hank Aaron	.....1969
605	.....	Chipper Jones	.....2001
604	.....	Chipper Jones	.....2007
604	.....	Gary Sheffield	.....2003
595	.....	Andres Galarraga	.....1998
586	.....	<b>Freddie Freeman</b>	..... <b>2017</b>
584	.....	Rico Carty	.....1970

\*3.1 plate appearances per game

## GAMES

162	.....	Felix Millan	.....1969
162	.....	Dale Murphy	.....1982
162	.....	Dale Murphy	.....1983
162	.....	Dale Murphy	.....1984
162	.....	Dale Murphy	.....1985
162	.....	Andruw Jones	.....1999
162	.....	Jeff Francoeur	.....2006
162	.....	Jeff Francoeur	.....2007
162	.....	<b>Freddie Freeman</b>	..... <b>2014</b>
162	.....	<b>Freddie Freeman</b>	..... <b>2018</b>
162	.....	<b>Nick Markakis</b>	..... <b>2018</b>

## AT-BATS

671	.....	Marquis Grissom	.....1996
668	.....	Ralph Garr	.....1973
666	.....	Felipe Alou	.....1966
664	.....	Rafael Furcal	.....2003
662	.....	Felipe Alou	.....1968
662	.....	Ender Inciarte	.....2017
656	.....	Andruw Jones	.....2000
652	.....	Felix Millan	.....1969
651	.....	Jeff Francoeur	.....2006
642	.....	Jeff Francoeur	.....2007

## RUNS

131	.....	Dale Murphy	.....1983
130	.....	Rafael Furcal	.....2003
127	.....	<b>Ronald Acuña Jr.</b>	..... <b>2019</b>
126	.....	Gary Sheffield	.....2003
123	.....	Chipper Jones	.....1998
122	.....	Felipe Alou	.....1966
122	.....	Andruw Jones	.....2000
118	.....	Dale Murphy	.....1985
118	.....	Chipper Jones	.....2000
118	.....	J.D. Drew	.....2004

## HITS

219	.....	Ralph Garr	.....1971
218	.....	Felipe Alou	.....1966
214	.....	Ralph Garr	.....1974
210	.....	Felipe Alou	.....1968
207	.....	Marquis Grissom	.....1996
201	.....	<b>Ender Inciarte</b>	..... <b>2017</b>
200	.....	Ralph Garr	.....1973
199	.....	Terry Pendleton	.....1992
199	.....	Andruw Jones	.....2000
194	.....	Rafael Furcal	.....2003

## TOTAL BASES

359	.....	Chipper Jones	.....1999
355	.....	Felipe Alou	.....1966
355	.....	Andruw Jones	.....2000
348	.....	Gary Sheffield	.....2003
346	.....	Chipper Jones	.....2001
344	.....	Hank Aaron	.....1967
337	.....	Andruw Jones	.....2005
335	.....	Freddie Freeman	.....2016
332	.....	Hank Aaron	.....1969
332	.....	Dale Murphy	.....1984
332	.....	Dale Murphy	.....1985

## DOUBLES

49	.....	Marcus Giles	.....2003
45	.....	Marcus Giles	.....2005
44	.....	<b>Freddie Freeman</b>	..... <b>2018</b>
43	.....	<b>Freddie Freeman</b>	..... <b>2014</b>
43	.....	<b>Freddie Freeman</b>	..... <b>2016</b>
43	.....	<b>Nick Markakis</b>	..... <b>2018</b>
43	.....	<b>Ozzie Albies</b>	..... <b>2019</b>
42	.....	Chipper Jones	.....2007
42	.....	Brian McCann	.....2008
42	.....	Martin Prado	.....2012
41	.....	Chipper Jones	.....1997

## TRIPLES

17	.....	Ralph Garr	.....1974
14	.....	Deion Sanders	.....1992
13	.....	Brett Butler	.....1983
11	.....	Ralph Garr	.....1975
11	.....	Rafael Furcal	.....2005
10	.....	Marquis Grissom	.....1996
10	.....	Rafael Furcal	.....2003
10	.....	Kelly Johnson	.....2007
9	.....	Lonnie Smith	.....1990

## HOME RUNS

51	.....	Andruw Jones	.....2005
47	.....	Hank Aaron	.....1971
45	.....	Chipper Jones	.....1999
44	.....	Hank Aaron	.....1966
44	.....	Hank Aaron	.....1969
44	.....	Dale Murphy	.....1987
44	.....	Andres Galarraga	.....1998
43	.....	Davey Johnson	.....1973
43	.....	Javy Lopez	.....2003
41	.....	Four tied	

## RUNS BATTED IN

132	.....	Gary Sheffield	.....2003
129	.....	Andruw Jones	.....2006
128	.....	Andruw Jones	.....2005
127	.....	Hank Aaron	.....1966
121	.....	Dale Murphy	.....1983
121	.....	Andres Galarraga	.....1998
121	.....	<b>Freddie Freeman</b>	..... <b>2019</b>
120	.....	David Justice	.....1993
118	.....	Hank Aaron	.....1970
118	.....	Hank Aaron	.....1971

## WALKS

127	.....	Jimmy Wynn	.....1976
126	.....	Darrell Evans	.....1974
126	.....	Chipper Jones	.....1999
124	.....	Darrell Evans	.....1973
118	.....	J.D. Drew	.....2004
117	.....	Jeff Burroughs	.....1978
115	.....	Dale Murphy	.....1987
107	.....	Chipper Jones	.....2002
105	.....	Darrell Evans	.....1975
101	.....	Chipper Jones	.....2009

## STRIKEOUTS

188	.....	<b>Ronald Acuña Jr.</b>	..... <b>2019</b>
173	.....	B.J. Upton	.....2014
171	.....	Dan Uggla	.....2013
171	.....	Justin Upton	.....2014
171	.....	Freddie Freeman	.....2016
168	.....	Dan Uggla	.....2012
161	.....	Justin Upton	.....2013
159	.....	Chris Johnson	.....2014
156	.....	Dan Uggla	.....2011
155	.....	Michael Bourn	.....2012
155	.....	Josh Donaldson	.....2019

## STOLEN BASES

72	.....	Otis Nixon	.....1991
47	.....	Otis Nixon	.....1993
46	.....	Rafael Furcal	.....2005
42	.....	Gerald Perry	.....1987
42	.....	Michael Bourn	.....2012
41	.....	Otis Nixon	.....1992
40	.....	Rafael Furcal	.....2000
39	.....	Brett Butler	.....1983
37	.....	<b>Ronald Acuña Jr.</b>	..... <b>2019</b>
35	.....	Ralph Garr	.....1973



# FRANCHISE BATTING – SINGLE-SEASON TOP 10

## BATTING AVERAGE\*

387.....	Rogers Hornsby.....	1928
366.....	Rico Carty.....	1970
364.....	Chipper Jones.....	2008
355.....	Hank Aaron.....	1959
353.....	Ralph Garr.....	1974
352.....	Tommy Holmes.....	1945
344.....	Bill Sweeney.....	1912
343.....	Ralph Garr.....	1971
340.....	Dick Burrus.....	1925
340.....	George Sisler.....	1928

## ON-BASE PERCENTAGE\*

498.....	Rogers Hornsby.....	1928
470.....	Chipper Jones.....	2008
454.....	Rico Carty.....	1970
449.....	Billy Hamilton.....	1900
441.....	Chipper Jones.....	1999
436.....	J.D. Drew.....	2004
435.....	Chipper Jones.....	2002
432.....	Jeff Burroughs.....	1978
427.....	David Justice.....	1994
427.....	Chipper Jones.....	2001

## SLUGGING PERCENTAGE\*

669.....	Hank Aaron.....	1971
636.....	Hank Aaron.....	1959
633.....	Chipper Jones.....	1999
632.....	Rogers Hornsby.....	1928
627.....	Eddie Mathews.....	1953
623.....	Fred McGriff.....	1994
618.....	Hank Aaron.....	1962
614.....	Wally Berger.....	1930
607.....	Hank Aaron.....	1969

\*3.1 plate appearances per game

## GAMES

162.....	Felix Millan.....	1969
162.....	Dale Murphy.....	1982
162.....	Dale Murphy.....	1983
162.....	Dale Murphy.....	1984
162.....	Dale Murphy.....	1985
162.....	Andruw Jones.....	1999
162.....	Jeff Francoeur.....	2006
162.....	Jeff Francoeur.....	2007
162.....	Freddie Freeman.....	2014
162.....	Freddie Freeman.....	2018
162.....	Nick Markakis.....	2018

## AT-BATS

671.....	Marquis Grissom.....	1996
668.....	Ralph Garr.....	1973
666.....	Felipe Alou.....	1966
664.....	Rafael Furcal.....	2003
662.....	Felipe Alou.....	1968
662.....	Ender Inciarte.....	2017
656.....	Andruw Jones.....	2000
652.....	Felix Millan.....	1969
651.....	Jeff Francoeur.....	2006
642.....	Jeff Francoeur.....	2007

## RUNS

131.....	Dale Murphy.....	1983
130.....	Rafael Furcal.....	2003
127.....	Hank Aaron.....	1962
127.....	<b>Ronald Acuña Jr. ...</b>	<b>2019</b>
126.....	Gary Sheffield.....	2003
125.....	Tommy Holmes.....	1945
123.....	Chipper Jones.....	1998
122.....	Felipe Alou.....	1966
122.....	Andruw Jones.....	2000
121.....	Hank Aaron.....	1963

## HITS

224.....	Tommy Holmes.....	1945
223.....	Hank Aaron.....	1959
219.....	Ralph Garr.....	1971
218.....	Felipe Alou.....	1966
214.....	Ralph Garr.....	1974
210.....	Felipe Alou.....	1968
207.....	Marquis Grissom.....	1996
206.....	Lance Richbourg.....	1928
205.....	George Sisler.....	1929
204.....	Bill Sweeney.....	1912

## TOTAL BASES

400.....	Hank Aaron.....	1959
370.....	Hank Aaron.....	1963
369.....	Hank Aaron.....	1957
367.....	Tommy Holmes.....	1945
366.....	Hank Aaron.....	1962
363.....	Eddie Mathews.....	1953
359.....	Chipper Jones.....	1999
358.....	Hank Aaron.....	1961
355.....	Felipe Alou.....	1966
355.....	Andruw Jones.....	2000

## DOUBLES

49.....	Marcus Giles.....	2003
47.....	Tommy Holmes.....	1945
46.....	Hank Aaron.....	1959
45.....	Marcus Giles.....	2005
44.....	Wally Berger.....	1931
44.....	Lee Maye.....	1964
44.....	Freddie Freeman.....	2018
43.....	Freddie Freeman.....	2014
43.....	Freddie Freeman.....	2016
43.....	Nick Markakis.....	2018
43.....	<b>Ozzie Albies.....</b>	<b>2019</b>

## TRIPLES

18.....	Ray Powell.....	1921
17.....	Ralph Garr.....	1974
16.....	Chick Stahl.....	1900
16.....	Billy Southworth.....	1923
15.....	Rabbit Maranville.....	1920
15.....	Billy Southworth.....	1921
15.....	Billy Bruton.....	1956
14.....	Six tied.....	

## HOME RUNS

51.....	Andruw Jones.....	2005
47.....	Eddie Mathews.....	1953
47.....	Hank Aaron.....	1971
46.....	Eddie Mathews.....	1959
45.....	Hank Aaron.....	1962
45.....	Chipper Jones.....	1999
44.....	Six Tied.....	

## RUNS BATTED IN

135.....	Eddie Mathews.....	1953
132.....	Hank Aaron.....	1957
132.....	Gary Sheffield.....	2003
130.....	Wally Berger.....	1935
130.....	Hank Aaron.....	1963
129.....	Andruw Jones.....	2006
128.....	Hank Aaron.....	1962
128.....	Andruw Jones.....	2005
127.....	Hank Aaron.....	1966
126.....	Eddie Mathews.....	1960

## WALKS

131.....	Bob Elliott.....	1948
127.....	Jimmy Wynn.....	1976
126.....	Darrell Evans.....	1974
126.....	Chipper Jones.....	1999
124.....	Eddie Mathews.....	1963
124.....	Darrell Evans.....	1973
119.....	Earl Torgeson.....	1950
118.....	J.D. Drew.....	2004
117.....	Jeff Burroughs.....	1978
115.....	Dale Murphy.....	1987

## STRIKEOUTS

188.....	<b>Ronald Acuña Jr. ...</b>	<b>2019</b>
173.....	B.J. Upton.....	2014
171.....	Dan Uggla.....	2013
171.....	Justin Upton.....	2014
171.....	Freddie Freeman.....	2016
168.....	Dan Uggla.....	2012
161.....	Justin Upton.....	2013
159.....	Chris Johnson.....	2014
156.....	Dan Uggla.....	2011
155.....	Michael Bourn.....	2012
155.....	Josh Donaldson.....	2019

## STOLEN BASES

72.....	Otis Nixon.....	1991
57.....	Hap Myers.....	1913
47.....	Otis Nixon.....	1993
46.....	Rafael Furcal.....	2005
42.....	Gerald Perry.....	1987
42.....	Michael Bourn.....	2012
41.....	Otis Nixon.....	1992
40.....	Rafael Furcal.....	2000
39.....	Brett Bulter.....	1983
37.....	<b>Ronald Acuña Jr. ...</b>	<b>2019</b>

# BRAVES HOME RUNS

## HOME RUN FROM BOTH SIDES OF THE PLATE

Player	Date	Pitchers	Inning	On
Jim Russell	June 7, 1948 at Chicago	Dutch McCall	5th	2
Chipper Jones	May 1, 1999 vs. Cincinnati	Ralph Miller	9th	0
Chipper Jones	August 1, 1999 vs. Philadelphia	Pete Harnisch	4th	0
Chipper Jones	September 21, 1999 vs. New York	Gabe White	8th	0
Chipper Jones	September 21, 1999 vs. New York	Randy Wolf	1st	1
Chipper Jones	September 21, 1999 vs. New York	Steve Schrenk	4th	0
Chipper Jones	September 21, 1999 vs. New York	Rick Reed	1st	0
Chipper Jones	September 21, 1999 vs. New York	Dennis Cook	8th	0
Chipper Jones	May 14, 2000 at Philadelphia	Paul Byrd	1st	1
Chipper Jones	May 14, 2000 at Philadelphia	Trevor Miller	7th	0
Chipper Jones	July 5, 2000 vs. Montreal	Javier Vazquez	4th	0
Chipper Jones	July 5, 2000 vs. Montreal	Steve Kline	9th	0
Rafael Furcal	April 15, 2005 at Philadelphia	Pedro Liriano	6th	0
Rafael Furcal	April 15, 2005 at Philadelphia	Aaron Fultz	8th	0
Rafael Furcal	July 31, 2005 vs. Pittsburgh	Josh Fogg	5th	0
Rafael Furcal	July 31, 2005 vs. Pittsburgh	John Grabow	7th	0
Chipper Jones	July 5, 2007 at Los Angeles (NL)	Eric Stults	6th	0
Chipper Jones	July 5, 2007 at Los Angeles (NL)	Chin-hui Tsao	8th	0
Mark Teixeira	June 22, 2008 vs. Seattle	Carlos Silva	2nd	0
Mark Teixeira	June 22, 2008 vs. Seattle	Carlos Silva	4th	0
Mark Teixeira	June 22, 2008 vs. Seattle	Ryan Rowland-Smith	7th	0
Mark Teixeira	July 20, 2008 vs. Washington	Odalis Pérez	3rd	0
Mark Teixeira	July 20, 2008 vs. Washington	Jesus Colome	9th	0
Nick Swisher	August 22, 2015 at Chicago (NL)	Dan Haren	2nd	1
Nick Swisher	August 22, 2015 at Chicago (NL)	Travis Wood	5th	1
Ozzie Albies	July 11, 2018 vs. Toronto	Luis Santos	6th	0
Ozzie Albies	July 11, 2018 vs. Toronto	Aaron Loup	8th	1

Information provided by David Vincent, SABR

## ATLANTA BRAVES INSIDE-THE-PARK HOME RUNS [SINCE 1966]

Date	Player	Opponent	Game Site	Inning
May 29, 1966	Eddie Mathews	Chicago	Chicago	9th
May 10, 1967	Hank Aaron	Philadelphia	Philadelphia	8th
April 17, 1969	Sonny Jackson	Houston	Houston	4th
July 7, 1973	Ralph Garr	New York	New York	7th
July 16, 1973	Marty Pérez	New York	Atlanta	3rd
August 5, 1973	Paul Casanova	San Diego	Atlanta	6th
June 6, 1976	Tom Paciorek	Montreal	Montreal	6th
May 1, 1979	Gary Matthews	Pittsburgh	Pittsburgh	9th
May 6, 1984	Dale Murphy	Montreal	Montreal	9th
September 25, 1984	Brad Komminsk	Cincinnati	Cincinnati	8th
July 28, 1985	Paul Runge	Philadelphia	Philadelphia	7th
August 6, 1989	Jeff Treadway	Cincinnati	Cincinnati	7th
July 20, 1991	Ron Gant	St. Louis	St. Louis	9th
August 23, 1992	Jeff Blauser	St. Louis	Atlanta	7th
July 26, 1993	Deion Sanders	Colorado	Colorado	3rd
July 27, 1993	Fred McGriff	Colorado	Colorado	6th
May 27, 1997	Kenny Lofton	San Diego	San Diego	5th
October 7, 2001	Wes Helms	Florida	Atlanta	5th
September 6, 2016	Dansby Swanson	Washington	Washington	2nd

# FRANCHISE MISCELLANEOUS HOME RUN LEADERS

## GRAND SLAMS - CAREER

16.....	Hank Aaron
10.....	Brian McCann
9.....	Joe Adcock
8.....	Eddie Mathews
7.....	Javy Lopez
6.....	Wally Berger
6.....	Ryan Klesko
6.....	Chipper Jones

## GRAND SLAMS - SEASON

4.....	Sid Gordon.....	1950
3.....	Wally Berger.....	1935
3.....	Del Crandall.....	1955
3.....	Hank Aaron.....	1962
3.....	Chipper Jones.....	1997
2.....	33 times	
Last: Ozzie Albies, 2018		

## PINCH - CAREER

7.....	Joe Adcock
7.....	Brooks Conrad
6.....	Mike Lum
6.....	Tommy Gregg
6.....	Eric Hinske
5.....	Butch Nieman
5.....	Dwight Smith
5.....	Javy Lopez
5.....	Keith Lockhart

## PINCH - SEASON

5.....	Butch Nieman.....	1945
4.....	Tommy Gregg.....	1990
4.....	Evan Gattis.....	2013
4.....	Johan Camargo.....	2019
3.....	Jim Breazeale.....	1972
3.....	Jim Wynn.....	1976
3.....	Mike Lum.....	1979
3.....	Jeff Burroughs.....	1980
3.....	Graig Nettles.....	1987
3.....	Dwight Smith.....	1996
3.....	Greg Norton.....	2008
3.....	Brooks Conrad.....	2010
3.....	Eric Hinske.....	2010
3.....	Brooks Conrad.....	2011
3.....	Brandon Snyder.....	2016

## LEADOFF - CAREER

17.....	Felipe Alou
15.....	Ronald Acuña Jr.
12.....	Rafael Furcal
10.....	Bill Bruton
10.....	Claudell Washington
9.....	Ralph Garr
9.....	Ron Gant
9.....	Marquis Grissom

## LEADOFF - SEASON

8.....	Ronald Acuña Jr.....	2018
7.....	Ronald Acuña Jr.....	2019
7.....	Marquis Grissom.....	1996
5.....	Four tied	

## EXTRA-INNING - CAREER

13.....	Hank Aaron
11.....	Chipper Jones
8.....	Andruw Jones
7.....	Brian McCann
6.....	Wally Berger
6.....	Eddie Mathews
6.....	Joe Torre
5.....	Dale Murphy

## EXTRA-INNING - SEASON

4.....	Chipper Jones.....	1999
3.....	Terry Harper.....	1985
3.....	Brian McCann.....	2011
2.....	25 times	
Last: Evan Gattis, 2014		

## HOME - SEASON

31.....	Hank Aaron.....	1971
27.....	Jeff Burroughs.....	1977
26.....	Davey Johnson.....	1973
26.....	Javy Lopez.....	2003
25.....	Bob Horner.....	1982
25.....	Dale Murphy.....	1987
25.....	Chipper Jones.....	1999

## ROAD - SEASON

30.....	Eddie Mathews.....	1953
30.....	Andruw Jones.....	2005
28.....	Andres Galarraga.....	1998
27.....	Hank Aaron.....	1962
26.....	Hank Aaron.....	1957
26.....	Eddie Mathews.....	1959
25.....	Hank Aaron.....	1963

## AS DH - CAREER

7.....	Chipper Jones
2.....	Brian McCann
2.....	Jeff Francoeur
1.....	By seven players (F. Cervelli, G. Colbrunn, R. Doumit, J. Franco, E. Gattis, M. Joyce R. Klesko)

## AS DH - SEASON

3.....	Chipper Jones.....	2004
2.....	Brian McCann.....	2013
2.....	Jeff Francoeur.....	2016

## AS A ROOKIE

38.....	Wally Berger (151 g).....	1930
33.....	Earl Williams (145 g).....	1971
28.....	David Justice (127 g).....	1990
26.....	Ronald Acuña Jr. (111 g).....	2018
25.....	Eddie Mathews (145 g).....	1952
23.....	Bob Horner (89 g).....	1978
23.....	Chipper Jones (140 g).....	1995
22.....	Rico Carty (133 g).....	1964
21.....	Freddie Freeman (157 g).....	2011
21.....	Evan Gattis (105 g).....	2013
19.....	Ron Gant (146 g).....	1988

## MOST IN A MONTH

15.....	Joe Adcock.....	July 1956
14.....	Bob Horner.....	July 1980
14.....	Eddie Mathews.....	Aug. 1956
13.....	Eddie Mathews.....	July 1954
13.....	Ozzie Virgil.....	May 1987
13.....	Andruw Jones.....	June 2005
12.....	Eddie Mathews.....	June 1955
12.....	Hank Aaron.....	July 1961
12.....	Frank Thomas.....	Aug. 1961
12.....	Davey Johnson.....	Aug. 1973
12.....	Justin Upton.....	April 2013

## MOST BY MONTH

April.....	12..	Justin Upton.....	2013
May.....	13..	Ozzie Virgil.....	1987
June.....	13..	Andruw Jones.....	2005
July.....	15..	Joe Adcock.....	1956
August.....	14..	Eddie Mathews.....	1954
Sept.....	11..	Eddie Mathews.....	1959

## PRE ALL-STAR BREAK

28.....	Andres Galarraga.....	1998
27.....	Eddie Mathews.....	1953
27.....	Hank Aaron.....	1957
27.....	Hank Aaron.....	1973
27.....	Darrell Evans.....	1973
27.....	Andruw Jones.....	2005

## POST ALL-STAR BREAK

26.....	Joe Adcock.....	1956
25.....	Bob Horner.....	1980
24.....	Eddie Mathews.....	1956
24.....	Hank Aaron.....	1962
24.....	Chipper Jones.....	1999
24.....	Andruw Jones.....	2005

## YOUNGEST TO HOMER

BOSTON		
18.169	Lew Brown	1876
MILWAUKEE		
18.328	Bill Southworth	1964
ATLANTA		
19.115	Andruw Jones	1996

## OLDEST TO HOMER

BOSTON		
40.108	Babe Ruth	1935 (three-homer game)
MILWAUKEE		
43.090	Warren Spahn	1964
ATLANTA		
46.355	Julio Franco	2005

# ATLANTA YEAR-BY-YEAR TEAM FIELDING TOTALS

Year	Pct.	G	PO	A	E	TC	DP	TP	PB
1966	.976	163	4408	1734	154	6296	139	0	27
1967	.978	162	4362	1801	138	6301	148	0	42
1968	.980	163	4423	1803	125	6351	139	0	14
1969	.981	162	4335	1635	115	6085	114	1	31
1970	.977	162	4292	1684	141	6117	118	0	30
1971	.977	162	4424	1814	146	6384	180	0	33
1972	.974	155	4131	1633	156	5920	130	0	36
1973	.974	162	4386	1809	166	6361	142	0	23
1974	.979	163	4423	1822	132	6377	161	0	31
1975	.972	161	4290	1877	175	6342	147	0	35
1976	.973	162	4314	1820	167	6301	151	0	38
1977	.972	162	4336	1705	175	6216	127	0	34
1978	.975	162	4321	1739	153	6213	126	1	32
1979	.970	160	4223	1781	183	6187	139	0	25
1980	.975	161	4284	1950	162	6396	156	0	14
1981	.976	107	2904	1284	102	4290	93	0	10
1982	.979	162	4389	1922	137	6448	186	0	13
1983	.978	162	4322	1850	137	6309	176	0	6
1984	.978	162	4341	1963	139	6443	153	0	7
1985	.976	162	4372	2028	159	6559	197	0	8
1986	.978	161	4274	2026	141	6441	181	1	11
1987	.982	161	4283	1921	116	6320	170	0	11
1988	.975	160	4338	1789	151	6278	138	0	9
1989	.976	161	4343	1722	152	6217	124	0	14
1990	.974	162	4289	1735	158	6182	133	0	15
1991	.978	162	4358	1834	138	6330	122	0	14
1992	.982	162	4380	1703	109	6192	121	0	13
1993	.983	162	4365	1769	108	6242	146	0	13
1994	.982	114	3079	1232	81	4392	85	0	11
1995	.982	144	3875	1569	100	5544	113	0	8
1996	.980	162	4407	1808	130	6345	143	0	11
1997	.982	162	4397	1669	114	6180	136	0	11
1998	.985	162	4316	1681	91	6088	139	0	13
1999	.982	162	4413	1657	111	6181	127	0	10
2000	.979	162	4321	1735	129	6185	138	1	9
2001	.983	162	4342	1636	103	6081	133	0	9
2002	.982	161	4402	1822	114	6338	170	0	12
2003	.981	162	4369	1884	121	6374	166	1	7
2004	.981	162	4350	1791	116	6257	171	1	10
2005	.986	162	4331	1803	86	6220	170	0	8
2006	.984	162	4324	1608	99	6031	146	0	8
2007	.983	162	4369	1657	107	6133	141	0	10
2008	.983	162	4322	1791	107	6220	149	0	14
2009	.985	162	4388	1714	96	6198	159	0	12
2010	.980	162	4318	1770	126	6214	166	0	6
2011	.987	162	4439	1675	83	6197	131	0	9
2012	.986	162	4336	1654	86	6076	147	0	10
2013	.986	162	4351	1680	85	6116	141	0	6
2014	.986	162	4365	1527	85	5977	143	0	18
2015	.985	162	4276	1593	90	5959	186	0	13
2016	.983	161	4343	1565	101	6009	134	0	14
2017	.984	162	4324	1578	97	5999	137	0	20
2018	.986	162	4370	1439	80	5889	134	0	13
2019	.987	162	4352	1522	78	5952	156	0	24

# HIGHEST FIELDING AVERAGE – SEASON

(MINIMUM 100 GAMES PLAYED AT THAT POSITION)

## BOSTON (1900–52)

	NAME	YEAR	PCT.
First Baseman	Walter Holke	1921	.997
Second Baseman	Edward Stanky	1949	.979
Third Baseman	Arthur Whitney	1934	.968
Shortstop	Edward Miller	1942	.983
Outfielder	Willard Marshall	1951	1.000
	Johnny Cooney	1941	.996
	Sid Gordon	1952	.996
Catcher	Raymond Berres	1941	.995
Pitcher*	James Turner	1938	1.000

## MILWAUKEE (1953–65)

	NAME	YEAR	PCT.
First Baseman	Joe Adcock	1962	.997
Second Baseman	Frank Bolling	1962	.989
Third Baseman	Eddie Mathews	1963	.968
Shortstop	Woody Woodward	1965	.977
Outfielder	Bill Bruton	1959	.991
	Hank Aaron	1965	.987
	Bill Bruton	1960	.986
Catcher	Del Crandall	1956	.996
Pitcher*	Warren Spahn	1957	1.000

## ATLANTA (1966–PRESENT)

	NAME	YEAR	PCT.
First Baseman	Mark Teixeira	2008	.998
Second Baseman	Mark Lemke	1994	.994
Third Baseman	Vinny Castilla	2002	.982
Shortstop	Andrelton Simmons	2015	.988
Outfielder	Jason Heyward	2013	1.000
	Marquis Grissom	1996	.997
	Nick Markakis	2015	.997
	Dion James	1987	.996
	Andruw Jones	2000	.996
Catcher	Brian McCann	2012	.998
Pitcher*	Phil Niekro	1974	1.000
	Phil Niekro	1975	1.000
	Phil Niekro	1977	1.000
	Tom Glavine	1991	1.000
	Greg Maddux	1995	1.000
	Tom Glavine	2002	1.000
	Tim Lincecum	2007	1.000

\*Minimum 60 total chances for pitchers.

## ASSIST RECORDS

Top single-season and career assist totals, by position, in Atlanta history (since 1966).

Season				Career		
Position	Name	Year	Assists	Position	Name	Assists
First Base	Chris Chambliss	1982	138	First Base	Freddie Freeman	755
Second Base	Glenn Hubbard	1985	539	Second Base	Glenn Hubbard	4045
Third Base	Darrell Evans	1975	381	Third Base	Chipper Jones	3447
Shortstop	Rafael Ramirez	1982	528	Shortstop	Rafael Ramirez	2739
Outfield	Andruw Jones	1998	20	Outfield	Andruw Jones	111
Outfield	Jeff Francoeur	2007	19	Outfield	Dale Murphy	102
Outfield	Jimmy Wynn	1976	17	Outfield	Jeff Francoeur	73
Outfield	Ralph Garr	1971	15	Catcher	Bruce Benedict	577
Outfield	Dale Murphy	1988	15	Pitcher	Phil Niekro	754
Catcher	Ozzie Virgil	1986	93			
Pitcher	Greg Maddux	1996	71			

# ATLANTA BRAVES CLUB RECORDS (SINCE 1966)

## ATLANTA GENERAL CLUB RECORDS

### SEASON

Highest home attendance .....	3,884,720 in 1993
Highest road attendance .....	2,944,157 in 1993
Most games played .....	163 in 1966, 1968, 1974
Most extra-inning games played .....	26 in 2011
Most players used .....	60, in 2015, 2016
Most games won, season .....	106 in 1998
Most games lost, season .....	106 in 1988
Most games won, month .....	21, three times, last: June, 2002
Most games lost, month .....	21, May, 1976; June, 2006
Most games won, home .....	56 in 1996, 1998, 1999, 2010, 2013
Most victories over one club, season .....	17, vs. San Diego, 1974
Most losses to one club, season .....	16, vs. Cincinnati, 1980
Games won, vs. NL teams .....	4,234 in 54 seasons
Games lost, vs. NL teams .....	3,971 in 54 seasons
Games won, vs. AL teams .....	199 in 23 seasons
Games lost, vs. AL teams .....	200 in 23 seasons
Times League champion .....	5 (Last: 1999)
Times Division champion .....	19 (Last: 2019)
Times Wild Card champion .....	2 (Last: 2012)
Last place finishes .....	9, last: 2016
Highest percentage, games won, season .....	.654 in 1998 (106-56)
Lowest percentage, games won, season .....	.338 in 1988 (54-106)
Most shutouts won, season .....	24 in 1992
Most shutouts lost, season .....	24 in 1978
Most 1-0 shutouts won, season .....	7 in 1974
Most 1-0 shutouts lost, season .....	4 in 1988, 1989, 2014
Most consecutive games won .....	15, April 16-May 2, 2000
Most consecutive games lost .....	17, April 23-May 11, 1977
Most consecutive victories, home .....	13, August 17-September 7, 2019
Most consecutive victories, road .....	10, July 9-22, 1992; April 4-17, 1994; September 10-27, 2009
Most consecutive losses, home .....	12, August 25-September 13, 2015
Most consecutive losses, road .....	13, August 11-September 6, 2015

### GAME

Longest 1-0 game won .....	13 innings, vs. St. Louis, May 16, 1997
Longest 1-0 game lost .....	13 innings, vs. Los Angeles, May 18, 1974; vs. St. Louis, May 20, 1989
Shortest game by time .....	1:14, at Chicago (NL), May 9, 1990 (5 innings)
Shortest game by time, nine innings .....	1:32 at Cincinnati, June 17, 1971
Longest game by time .....	6:39, vs. Pittsburgh, July 26, 2011 (19 innings)
Longest game by time, nine innings .....	3:57, vs. New York (AL), June 3, 2000
Longest game by innings, road .....	20, vs. Philadelphia, May 4, 1973
Longest game by innings, home .....	19, vs. New York, July 4, 1985; vs. Pittsburgh, July 26, 2011
Largest comeback victory .....	9 runs, vs. St. Louis, May 15, 1977 (trailed 10-1 in 5th inning, won 15-12)
.....	vs. San Diego, June 7, 1987 (trailed 11-2 in 6th inning, won 13-12)
.....	at Washington, July 20, 2012 (trailed 9-0 in 5th inning, won 11-10)

## LONGEST BRAVES GAMES BY INNING

The longest games in Atlanta franchise history (since 1966).

### 20 innings

May 4, 1973 at Philadelphia -- PHI 5, ATL 4

### 19 innings

July 4, 1985 at Atlanta -- NYM 16, ATL 13  
 May 14, 1988 at St. Louis -- ATL 7, STL 5  
 July 26, 2011 at Atlanta -- ATL 4, PIT 3

### 18 innings

Sept. 6, 1984 at Los Angeles -- ATL 3, LAD 2  
 June 11, 1985 at Atlanta -- SF 5, ATL 4  
 August 3, 1996, at Los Angeles -- ATL 5, LA 3  
 \*October 9, 2005, at Houston -- HOU 7, ATL 6  
 \*Division Series

### 17 innings

May 2, 1968 at Los Angeles -- LAD 2, ATL 1  
 August 5, 1971 at Atlanta -- ATL 2, NY 1  
 September 28, 1988 at Atlanta -- ATL 4, HOU 3  
 July 28, 1989 at Atlanta -- CIN 4, ATL 2  
 July 6, 2008 at Atlanta -- ATL 7, HOU 6

### 16 innings

August 11, 1967 at Atlanta -- ATL 6, HOU 5  
 May 17, 1968 at New York -- ATL 3, NYM 1  
 May 23, 1987 at Chicago -- CHI 7, ATL 6  
 August 10, 1988 at Atlanta -- SD 5, ATL 4  
 May 6, 1992 at Pittsburgh -- PIT 4, ATL 3  
 May 7, 2002 at Atlanta -- LAD 6, ATL 5

## ATLANTA TEAM BATTING RECORDS

	SEASON
Most at-bats.....	5,689 in 2007
Most runs.....	907 in 2003
Fewest runs.....	514 in 1968
Most runs per game.....	5.60 in 2003
Fewest runs per game.....	3.15 in 1968
Most opponent runs.....	895 in 1977
Most hits.....	1,608 in 2003
Most singles.....	1,109 in 1968
Most doubles.....	328 in 2007
Fewest doubles.....	170 in 1976
Most triples.....	48 in 1992
Fewest triples.....	16 in 2011
Most home runs.....	249 in 2019
Fewest home runs.....	80 in 1968
Most home runs, Atlanta-Fulton County Stadium (Braves & opponents).....	211 in 1970
Most home runs, Turner Field (Braves & opponents).....	195 in 2006
Most home runs, SunTrust Park (Braves & opponents).....	228 in 2019
Most grand slams.....	12 in 1997
Most pinch-hit home runs.....	10 in 2010, 2017
Most total bases.....	2,696 in 2003
Most extra-base hits.....	587 in 2003
Most sacrifice hits.....	109 in 1974
Most sacrifice flies.....	52 in 1997, 2016
Most stolen bases.....	165 in 1991
Fewest stolen bases.....	47 in 1972
Most caught stealing.....	88 in 1983
Fewest caught stealing.....	22 in 2003
Most bases on balls.....	641 in 1987
Fewest bases on balls.....	414 in 1968
Most strikeouts.....	1,467 in 2019
Fewest strikeouts.....	665 in 1969
Most hit by pitch.....	66 in 2017, 2018
Fewest hit by pitch.....	17 in 1977, 1983
Most runs batted in.....	872 in 2003
Highest batting average.....	.284 in 2003
Lowest batting average.....	.234 in 1989
Highest slugging percentage.....	.475 in 2003
Lowest slugging percentage.....	.334 in 1976
Highest on-base percentage.....	.349 in 2003
Lowest on-base percentage.....	.298 in 1989
Most ground into double plays.....	154 in 1985
Fewest ground into double plays.....	82 in 1992
Most left on base.....	1,274 in 2008
Fewest left on base.....	1,038 in 1988
Most .300 hitters.....	3 in 1966, 1970, 2000, 2003
Most consecutive games, one or more homers.....	25, (45 homers), 1998

## GAME

Most runs.....	20, two times, vs. Florida, October 5, 2001; at Colorado, April 18, 1999
Most runs, shutout.....	18, vs. Florida, October 3, 1999
Most runs, inning.....	13, vs. Houston, September 20, 1972 (2nd inning)
Most hits.....	25, vs. Cincinnati, May 1, 1985
Most doubles.....	9, three times, at Philadelphia, 5/3/1986; vs. San Francisco, 8/18/1998; at Arizona, 7/29/2007
Most home runs.....	8, at Chicago (NL), May 28, 2006
Most extra-base hits.....	12, at Boston, May 19 [2], 2007
Most total bases.....	46 at Chicago, April 15, 1994
Most left on base.....	27, vs. Philadelphia, May 4, 1973 (20 innings)
Most left on base, nine innings.....	18, vs. Los Angeles, June 23, 1986
Most stolen bases.....	8, two times, vs. New York, July 16, 1988; at Montreal, June 16, 1991
Most grand slams.....	2, vs. San Francisco, July 3, 1966; vs. Houston, May 2, 1987; vs. Philadelphia, July 14, 1997
Most times struck out.....	26 at New York-NL, August 23, 2019 (14 innings)
Most times struck out, nine innings.....	18, five times, last: April 26, 2013 at Detroit

## ATLANTA TEAM PITCHING RECORDS

## SEASON

Most pitchers used .....	37 in 2015
Lowest ERA .....	2.92 in 1968
Highest ERA .....	4.85 in 1977
Most runs allowed .....	895 in 1977
Fewest runs allowed .....	548 in 2013
Most runs allowed per game .....	5.52 in 1977
Fewest runs allowed per game .....	3.37 in 1968
Most innings pitched .....	1479.2 in 2011
Fewest innings pitched .....	1377.0 in 1972
Most hits allowed .....	1581 in 1977
Fewest hits allowed .....	1236 in 2018
Most shutouts .....	24 in 1992
Fewest shutouts .....	3 in 1979
Most bases on balls allowed .....	701 in 1977
Fewest bases on balls .....	362 in 1968
Most strikeouts .....	1,423 in 2018
Fewest strikeouts .....	669 in 1975
Most home runs allowed .....	203 in 2019
Fewest home runs allowed .....	86 in 1976
Most complete games .....	46 in 1974
Fewest complete games .....	0 in 2017
Most saves .....	57 in 2002
Fewest saves .....	22 in 1974
Most consecutive shutouts .....	3, five times, last: 10/2/15-10/4/15
Most consecutive scoreless innings .....	36, 4th inning 4/26 - 3rd inning, 5/1/92
Most wild pitches .....	83 in 1966, 2016

## GAME

Most runs allowed .....	23, two times, to Cincinnati, April 25, 1977; to San Francisco, June 8, 1990
Most runs allowed, shutout .....	19, to Montreal, July 30, 1978
Most wild pitches .....	6, vs. Houston, August 4, 1979; at Arizona, July 24, 2017

## ATLANTA TEAM FIELDING RECORDS

## SEASON/GAME/INNING

Most putouts .....	4,439 in 2011
Fewest putouts .....	4,223 in 1979
Most assists .....	2,028 in 1985
Fewest assists .....	1,439 in 2018
Most chances accepted .....	6,559 in 1985
Fewest chances accepted .....	5,889 in 2018
Most errors .....	183 in 1979
Fewest errors .....	78 in 2019
Most errorless games .....	105 in 2018
Most consecutive errorless games .....	15, September 1-17, 2019
Most double plays .....	197 in 1985
Fewest double plays .....	113 in 1969
Most consecutive games making a double play .....	15 (20 DPs) in 1982 (May 21-June 8)
Most passed balls .....	42 in 1967
Fewest passed balls .....	6 in 1983, 2010, 2013
Highest fielding average .....	.987 in 2019
Lowest fielding average .....	.970 in 1979
Most errors, game .....	7, two times, vs. Philadelphia, July 22, 1973 (2nd game); at Colorado, May 2, 2004
Most double plays, game .....	7, vs. Cincinnati, June 27, 1982 (14 innings)* <sup>tmnl</sup>
Most double plays, nine innings .....	5, six times; last: at Florida, April 14, 2002
Most errors, inning .....	4, two times, at San Francisco, June 13, 1989 (3rd); vs. San Diego., Sept. 16, 1990 (2nd)



## ATLANTA INDIVIDUAL BATTING RECORDS

## CAREER

Most years appeared, non-pitcher.....	19, Chipper Jones
Most games.....	2,499, Chipper Jones
Most consecutive games.....	740, Dale Murphy (9/25/81-7/8/86)
Most at-bats.....	8,984, Chipper Jones
Most runs.....	1,619, Chipper Jones
Most hits.....	2,726, Chipper Jones
Most singles.....	1,671, Chipper Jones
Most doubles.....	549, Chipper Jones
Most triples.....	40, Ralph Garr
Most home runs, righthander.....	371, Dale Murphy
Most home runs, lefthander.....	227, Freddie Freeman
Most home runs, switch-hitter.....	468, Chipper Jones (107 from right side, 361 from left side)
Most RBI.....	1,623, Chipper Jones
Most game-winning RBI.....	229, Chipper Jones
Most grand slams.....	10, Brian McCann
Most total bases.....	4,755, Chipper Jones
Most extra-base hits.....	1,055, Chipper Jones
Highest batting average.....	.317, Ralph Garr
Highest slugging average.....	.567, Hank Aaron
Highest on-base percentage.....	.401, Chipper Jones
Most stolen bases.....	189, Rafael Furcal
Most bases on balls.....	1,512, Chipper Jones
Most bases on balls, intentional.....	177, Chipper Jones
Most strikeouts.....	1,581, Dale Murphy
Most sacrifice hits.....	171, Tom Glavine
Most sacrifice flies.....	97, Chipper Jones
Most hit by pitch.....	83, Andruw Jones
Most grounded into double plays.....	253, Chipper Jones

## SEASON

Most games.....	162, F. Millan (1969); D. Murphy (1982-85); A. Jones (1999); J. Francoeur (2006-07); F. Freeman (2014, 18), N.Markakis (2018)
Most at-bats.....	671, Marquis Grissom, 158 games, 1996
Most runs.....	131, Dale Murphy, 162 games, 1983
Most hits.....	219, Ralph Garr, 154 games, 1971
Most consecutive games hit safely.....	33, Dan Uggia, 2011
Most consecutive games hit safely to begin a season.....	23, Edgar Renteria, 2006
Most consecutive at-bats with a hit.....	10, Matt Diaz, August 12-14, 2006 (in 10 plate appearances)
Most consecutive plate appearances reaching safely (without an error).....	12, Freddie Freeman, April 16-19, 2017
Most singles.....	180, Ralph Garr, 154 games, 1971
Most doubles.....	49, Marcus Giles, 145 games, 2003
Most triples.....	17, Ralph Garr, 143 games, 1974
Most home runs, righthander.....	51, Andruw Jones, 160 games, 2005
Most home runs, lefthander.....	41, Darrell Evans, 161 games, 1973
Most home runs, switch hitter.....	45, Chipper Jones, 157 games, 1999
Most home runs, home.....	31, Hank Aaron, 1971
Most home runs, road.....	30, Andruw Jones, 2005
Most home runs, month.....	14, Bob Horner, July 1980
Most home runs, rookie.....	33, Earl Williams, 145 games, 1971
Most two-homer games.....	9, Andruw Jones, 2005
Most grand slams.....	3, Chipper Jones, 157 games, 1997
Most total bases.....	359, Chipper Jones, 157 games, 1999
Most pinch-hits.....	20, Chris Chambliss, 97 games, 1986
Most consecutive pinch-hits.....	6, Milt Thompson, 1985
Most extra-base hits.....	87, Chipper Jones, 157 games, 1999
Most sacrifice hits.....	20, three times, Rod Gilbreath, 116 games, 1976; Glenn Hubbard, 145 games, 1982; Javier Vazquez, 32 games, 2009
Most sacrifice flies.....	10, 3x, Bob Horner, 141 g, 1986; Gerald Perry, 141 g, 1988; Chipper Jones, 156 g, 2000
Most times grounded into double plays.....	25, Andrelton Simmons, 2014; Matt Kemp, 2017
Fewest ground into double plays.....	1, David Justice, 144 games, 1992
Most stolen bases.....	72, Otis Nixon, 124 games, 1991
Most caught stealing.....	23, Brett Butler, 151 games, 1983
Most bases on balls.....	127, James Wynn, 148 games, 1976
Most bases on balls, intentional.....	29, Dale Murphy, 1987
Most consecutive games, bases on balls.....	16, Chipper Jones, 1999
Most consecutive games, reached base safely.....	52, Gary Sheffield, 2002

## ATLANTA INDIVIDUAL BATTING RECORDS, CONTINUED

Most strikeouts .....	188, Ronald Acuña Jr, 156 games, 2019
Fewest strikeouts.....	35, Felix Millan, 162 games, 1969
Most hit by pitch .....	25, Andres Galarraga, 153 games, 1998
Most RBI .....	132, Gary Sheffield, 155 games, 2003
Most game-winning RBI .....	23, two times, Ron Gant, 154 games, 1991; Gary Sheffield, 135 games, 2002
Most consecutive games with RBI .....	10, Freddie Freeman, June 12-22, 2019
Highest batting average.....	.366, Rico Carty, 136 games, 1970
Highest slugging average .....	.669, Hank Aaron, 139 games, 1971
Highest on-base percentage.....	.470, Chipper Jones, 128 games, 2008

## GAME

Most runs .....	5, four times
..... Chipper Jones (August 30, 1997 & July 3, 2001); Kenny Lofton (April 14, 1997); Lonnie Smith (May 6, 1989)	
Most hits .....	6, two times,
..... Felix Millan vs. San Francisco, July 6, 1970; Willie Harris vs. St. Louis, July 21, 2007	
Most doubles.....	4, three times, *tml
..... Marcus Giles at Montreal, July 27, 2003; Adam LaRoche at Milwaukee, May 15, 2004	
..... Rafael Ramirez vs. Chicago (NL), May 21, 1986	
Most triples.....	3, Rafael Furcal vs. Florida, April 21, 2002*tml
Most home runs .....	4, Bob Horner vs. Montreal, July 6, 1986*tml
Most RBI .....	9, Tony Cloninger vs. San Francisco, July 3, 1966
Most grand slams.....	2, Tony Cloninger vs. San Francisco, July 3, 1966*tml
Most stolen bases .....	6, Otis Nixon vs. Montreal, June 16, 1991*tml
Most bases on balls .....	5, three times
..... Hank Aaron at St. Louis, July 11, 1972;	
..... Dale Murphy vs. New York, April 22, 1983 & vs. Chicago, May 23, 1987	

## INNING

Most home runs .....	2, Dale Murphy vs. San Francisco, July 27, 1989*tml
Most RBI .....	6, Dale Murphy vs. San Francisco, July 27, 1989
Most stolen bases .....	2, 71 times, Last: Ronald Acuña Jr, Sept. 12, 2019 at Philadelphia, 1st inning (2nd & 3rd)

## ATLANTA INDIVIDUAL PITCHING RECORDS

## CAREER

Most years.....	20, John Smoltz
Most games .....	708, John Smoltz
Most games started .....	594, Phil Niekro
Most complete games .....	226, Phil Niekro
Most innings pitched .....	4,533, Phil Niekro
Highest winning percentage .....	.688 (194-88), Greg Maddux
Most games won .....	266, Phil Niekro
Most 20-win seasons .....	5, Tom Glavine
Most games lost .....	227, Phil Niekro
Most saves .....	186, Craig Kimbrel
Most 40-save seasons .....	4 (consecutive, 2011-14), Craig Kimbrel
Most bases on balls .....	1,425, Phil Niekro
Most bases on balls, intentional .....	114, Tom Glavine
Most strikeouts .....	3,011, John Smoltz
Most shutouts .....	43, Phil Niekro
Most runs .....	1,880, Phil Niekro
Most earned runs .....	1,613, Phil Niekro
Lowest ERA .....	2.63, Greg Maddux
Most hits .....	4,136, Phil Niekro
Most home runs .....	386, Phil Niekro
Most balks.....	35, Phil Niekro
Most sacrifice hits allowed.....	193, Phil Niekro
Most sacrifice flies allowed.....	87, Tom Glavine
Most batters hit by pitch.....	104, Phil Niekro
Most wild pitches .....	190, Phil Niekro

## ATLANTA INDIVIDUAL PITCHING RECORDS

## SEASON

Most games pitched.....	87, Peter Moylan, 2009
Most games started.....	44, Phil Niekro, 1979
Most complete games.....	23, Phil Niekro, 1979
Most games finished.....	68, John Smoltz, 2002
Most innings pitched.....	342, Phil Niekro, 1979
Highest winning percentage.....	.905 (19-2), Greg Maddux, 1995
Highest winning percentage, starter (min. 20 dec.).....	.905 (19-2), Greg Maddux, 1995*
Most games won, righthander.....	24, John Smoltz, 1996
Most games won, lefthander.....	22, Tom Glavine, 1993
Most games lost.....	20, Phil Niekro, 1977, 1979
Most games lost, relief pitcher.....	16, Gene Garber, 1979
Longest winning streak.....	14 games, John Smoltz, 1996
Longest losing streak.....	16 games, Shelby Miller, 2015
Most saves.....	55, John Smoltz, 2002* <b>tml</b>
Most bases on balls.....	164, Phil Niekro, 1977
Most bases on balls, intentional.....	16, Gene Garber, 1982
Lowest ERA (min. 162 IP).....	1.56, Greg Maddux, 202.0 IP, 1994
Lowest batting average against (min. 162 IP).....	.195, Mike Foltyniewicz, 2018
Most strikeouts.....	276, John Smoltz, 1996
Most shutouts.....	6, Phil Niekro, 1974
Most 1-0 shutouts won.....	3, Charlie Leibrandt, 1992
Most runs allowed.....	166, Phil Niekro, 1977
Most earned runs allowed.....	148, Phil Niekro, 1977
Most hits allowed.....	315, Phil Niekro, 1977
Most hit batsmen.....	15, Tim Hudson, 2011
Most wild pitches.....	27, Tony Cloninger, 1966
Most home runs allowed.....	41, Phil Niekro, 1979
Most sacrifice hits allowed.....	22, Tom Glavine, 1999
Most sacrifice flies allowed.....	12, three times Tony Cloninger, 1966; Carl Morton, 1974; Ervin Santana, 2014
Most balks.....	8, Rick Mahler, 1988

## GAME

Most strikeouts.....	15, two times, John Smoltz vs. Montreal, May 24, 1992 & vs. New York (NL), April 10, 2005
Most wild pitches.....	6, Phil Niekro vs. Houston, August 4, 1979* <b>tml</b>

## INNING

Most wild pitches.....	4, Phil Niekro vs. Houston, August 4, 1979* <b>tml</b>
------------------------	--

## ATLANTA INDIVIDUAL FIELDING RECORDS

## SEASON

Most putouts.....	1,626, Chris Chambliss, 1980
Most assists.....	539, Glenn Hubbard, 1985
Most errors.....	39, Rafael Ramirez, 1983

## GAME

Most errors.....	4, Darrell Evans, vs. Cincinnati, 9/20/1975; Mark DeRosa, at Colorado, 5/2/2004
------------------	---

## INNING

Most errors.....	3, Jim Presley vs. San Diego, September 16, 1990 (2nd inning)
------------------	---

\*-Denotes Major League record.

\*nl-Denotes National League record.

\*tml-Denotes tied National League record.

\*tml-Denotes tied Major League record.

\*mml-Denotes modern Major League record.

\*tmml-Denotes tied modern Major League record.

\*tmnl-Denotes tied modern National League record.

# BRAVES FRANCHISE RECORDS

## GENERAL FRANCHISE RECORDS

Highest home attendance, season	3,884,720 in 1993
Highest road attendance, season	2,944,157 in 1993
Most games played	163 in 1963, 1966, 1968, 1974
Most extra-inning games played	27 in 1943
Most games won, season	106, 1998
Most games lost, season	115 in 1935
Most games won, month	26, September 1914
Most games lost, month	25, September 1928, September 1935
Most games won, home, season	56 in 1996, 1998, 1999, 2010, 2013
Most games lost, home, season	55 in 1923
Most games won, road, season	53 in 1993
Most games lost, road, season	65 in 1935
Games won, vs. NL teams	10,435 in 143 seasons
Games lost, vs. NL teams	10,380 in 143 seasons
Games won, vs. AL teams	190 in 23 seasons
Games lost, vs. AL teams	189 in 23 seasons
Highest winning percentage, season	.705 in 1897 (93-39)
Highest winning percentage, season, since 1900	.654 in 1998 (106-56)
Lowest winning percentage, season	.248 in 1935 (38-115)
Most shutouts lost, season	28 in 1906
Most 1-0 shutouts won, season	9 in 1916
Most 1-0 shutouts lost, season	6 in 1906, 1933
Most consecutive games won	18 in 1891
Most consecutive games won since 1900	15 in 2000
Most consecutive games lost	19 in 1906
Most consecutive victories, home	13 in 2019
Most consecutive victories, road	11 in 1956
Most consecutive losses, home	14 in 1911
Most consecutive losses, road	16 in 1906
Most victories over one club, season	18, Cincinnati, 1957
Most losses to one club, season	21, Chicago, 1909
Times league champion	17
Last place finishes	15
Longest 1-0 game won	13 innings, seven times, last vs. St. Louis, May 16, 1997
Longest 1-0 game lost	17 innings, vs. Chicago, September 21, 1901
Shortest game by time	1:15 vs. Cincinnati, August 10, 1944
Longest game by time, 9 innings	4:02 at San Francisco, June 22, 1962
Longest game by innings	26, vs. Brooklyn, May 1, 1920 (1-1 tie)*
Largest winning margin	19 runs vs. St. Louis, September 18, 1915 (20-1), 1st Game
Largest losing margin	23 runs, vs. Cincinnati, June 4, 1911 (3-26)
Most consecutive Opening Day wins	10, 1887-1896
Most players, season	60 in 2015, 2016
Fewest players, season	23 in 1905
Largest crowd, day game	54,296 vs. Philadelphia, October 2, 2010
Largest crowd, doubleheader	50,597 vs. Chicago, July 4, 1972
Largest crowd, night game	53,953 vs. St. Louis, July 21, 2007
Largest crowd, home opener	53,775 vs. Los Angeles, April 8, 1974
Largest crowd, postseason game	54,357 vs. Chicago, October 5, 2003
Largest crowd, Turner Field, regular-season game	54,296 vs. Philadelphia, October 2, 2010
Largest crowd, SunTrust Park, regular-season game	43,619 vs. Los Angeles-NL, August 17, 2019

FRANCHISE CLUB BATTING RECORDS

	SEASON	
Most at-bats		5,689 in 2007
Most runs		1,220 in 1894
Most runs (since 1900)		907 in 2003
Most runs per game		9.17 in 1894
Most runs per game (since 1900)		5.60 in 2003
Fewest runs		408 in 1906
Fewest runs per game		2.68 in 1906
Most hits		1,658 in 1894
Most hits (since 1900)		1,608 in 2003
Fewest hits		1,115 in 1906
Most singles		1,196 in 1925
Most doubles		328 in 2007
Fewest doubles		125 in 1909
Most triples		100 in 1921
Fewest triples		16 in 2011
Most home runs		249 in 2019
Fewest home runs		15 in 1909
Most home runs, home games, Braves and opponent		228 in 2019
Most grand slams		12 in 1997* <b>tnl</b>
Most pinch-home runs		10 in 2010
Most total bases		2,483 in 1998
Most extra-base hits		587 in 2003
Most sacrifice hits		142 in 1956
Most sacrifice flies		60 in 1960
Most stolen bases		373 in 1887
Most stolen bases (since 1900)		189 in 1902
Fewest stolen bases		20 in 1935
Most caught stealing		88 in 1983
Fewest caught stealing (since 1951)		8 in 1958
Most bases on balls		684 in 1949
Fewest bases on balls		326 in 1933
Most strikeouts		1,467 in 2019
Fewest strikeouts		348 in 1926
Most hit by pitch		66 in 2017 and 2018
Fewest hit by pitch		13 in 1941
Most RBI		1,027 in 1894
Most RBI (since 1900)		872 in 2003
Highest batting average		.331 in 1894
Highest batting average (since 1900)		.292 in 1925
Lowest batting average		.223 in 1909
Highest on-base percentage		.357 in 1948
Lowest on-base percentage		.267 in 1885
Lowest on-base percentage (since 1900)		.277 in 1905
Highest slugging percentage		.475 in 2003
Lowest slugging percentage		.274 in 1909
Most ground into double plays		154 in 1985
Fewest ground into double plays		82 in 1992
Most left on base		1,274 in 2008
Fewest left on base		1,003 in 1933
Most .300 hitters		8 in 1931
Most consecutive games, one or more homers		25 (45 homers) in 1998

FRANCHISE SINGLE-SEASON BATTING LEADERS

Below are the franchise single-season batting leaders by position.

Position	Batting Avg	Home Runs	RBI
<b>Catcher</b>	.321 Joe Torre, 1964	43 Javy Lopez, 2003	109 Javy Lopez, 2003
<b>First Base</b>	.373 Dan Brouthers, 1889	44 Andres Galarraga, 1998	121 Andres Galarraga, 1998
<b>Second Base</b>	.387 Rogers Hornsby, 1928	43 Davey Johnson, 1973	115 Bobby Lowe, 1894
<b>Third Base</b>	.374 Billy Nash, 1887	47 Eddie Mathews, 1953	135 Eddie Mathews, 1953
<b>Shortstop</b>	.339 Herman Long, 1896	20 Denis Menke, 1964	100 Herman Long, 1896 100 Herman Long, 1899
<b>Left Field</b>	.366 Rico Carty, 1970	40 Hank Aaron, 1973	129 Hugh Duffy, 1897
<b>Center Field</b>	.440 Hugh Duffy, 1894	51 Andruw Jones, 2005	145 Hugh Duffy, 1894
<b>Right Field</b>	.355 Hank Aaron, 1959	47 Hank Aaron, 1971	132 Hank Aaron, 1957 132 Gary Sheffield, 2003

## FRANCHISE CLUB BATTING RECORDS, CONTINUED

### GAME

Most players used .....	28, vs. Washington, September 7, 2008
Most players used (9-inning game) .....	25, at Philadelphia, September 26, 1964
Most players used, both teams (9-inning game) .....	45, at New York Mets, September 29, 2002* <b>tml</b>
Most runs .....	30, vs. Detroit, June 9, 1883
Most runs (since 1900) .....	23, vs. Chicago, September 2, 1957 (1st game)
Most runs, both teams (since 1900) .....	33, vs. Chicago, September 2, 1957 (1st game)
Most runs, shutout game .....	18, vs. Buffalo, October 3, 1885
Most runs, shutout game (since 1900) .....	18, vs. Florida, October 3, 1999
Largest comeback victory .....	9 runs, vs. St. Louis, May 15, 1977 (trailed 10-1 in 5th inning, won 15-12) vs. San Diego, June 7, 1987 (trailed 11-2 in 6th inning, won 13-12)
.....	at Washington, July 20, 2012 (trailed 9-0 in 5th inning, won 11-10)
Most hits .....	32, vs. St. Louis, September 3, 1896 (1st game)
Most hits (since 1900) .....	26, vs. Chicago, September 2, 1957 (1st game)
Most left on base .....	27, vs. Philadelphia, May 4, 1973 (20 innings)*; 18, vs. Los Angeles, June 23, 1986* <b>tml</b>
Most extra-base hits .....	13, vs. Brooklyn, July 31, 1954 (6 doubles, 7 HR)
Most total bases .....	47, vs. Pittsburgh, August 30, 1953 (1st game)
Most stolen bases .....	8, vs. Cincinnati, August 28, 1909; vs. New York, July 16, 1988 vs. Montreal, June 16, 1991
Most home runs .....	8, vs. Pittsburgh, August 30, 1953 (1st game) at Chicago, May 28, 2006
Most home runs, both clubs .....	10, vs. Cincinnati, April 2, 1970 (3-7)
Most grand slams .....	2, vs. Philadelphia, July 14, 1997; vs. Houston, May 2, 1987; vs. San Francisco, July 3, 1966* <b>tml</b>

### INNING

Most runs .....	16, vs. Baltimore, June 18, 1894 (1st)
Most runs (since 1900) .....	13, vs. St. Louis, July 25, 1900 (1st); vs. Brooklyn, June 25, 1910 (1st); vs. Houston, September 20, 1972 (2nd)
Most runs, both teams .....	17, vs. New York, June 20, 1912 (9th 10-7)* <b>tml</b>
Most hits .....	12, vs. Houston, September 20, 1972 (2nd)
Most hits, both teams .....	17, vs. New York, June 20, 1912 (9th)
Most extra-base hits .....	7, vs. St. Louis, August 25, 1963 (1G), (1st - 7 doubles)
Most home runs .....	4, vs. Cincinnati, June 8, 1961 (7th); at Chicago, June 8, 1965 (10th); vs. Montreal, June 21, 1971 (8th); vs. Houston, September 20, 1992 (6th); at Philadelphia, June 23, 1997 (3rd); vs. San Francisco, May 20, 2001 (7th) vs. Pittsburgh, June 11, 2019 (2nd)
Most consecutive home runs .....	4, vs. Cincinnati, June 8, 1961 (7th) (Mathews, Aaron, Adcock, Thomas)* <b>tml</b>

## FRANCHISE CLUB PITCHING RECORDS

### SEASON

Most innings pitched .....	1479.2 in 2011
Fewest innings pitched .....	1330.0 in 1935
Most opponents runs .....	1,021 in 1911
Fewest opponent runs .....	516 in 1902
Most opponent runs per game .....	6.54 in 1911
Fewest opponent runs per game .....	2.87 in 1916
Most hits allowed .....	1,662 in 1923
Fewest hits allowed .....	1,156 in 1892
Fewest hits allowed (since 1900) .....	1,206 in 1916
Most walks .....	701 in 1977
Fewest walks .....	325 in 1916
Most home runs .....	203 in 2019
Fewest home runs .....	19 in 1917
Most shutouts .....	24 in 1992
Fewest shutouts .....	1 in 1928
Most complete games .....	142 in 1892
Most complete games since 1900 .....	139 in 1905
Fewest complete games .....	0 in 2017
Most consecutive (CG) shutouts .....	3, July 24-26, 1959 (Pizarro, Burdette, Spahn); September 4-6, 1963 (Spahn, Sadowski, Shaw)
Most consecutive scoreless innings .....	36, April 26 (4th inning) to May 1 (3rd inning), 1992
Most no-hit games .....	2 in 1960

## FRANCHISE CLUB PITCHING RECORDS, CONTINUED

Most strikeouts .....	1,423 in 2018
Fewest strikeouts.....	343 in 1928
Most saves .....	57 in 2002
Fewest saves.....	0, four times (1901, 1904, 1905 and 1906)
Most wild pitches .....	83 in 1966, 2016
Fewest balks .....	0 in 1948, 1957*tml
Lowest ERA.....	2.19 in 1916
Highest ERA.....	5.41 in 1894
Highest ERA since 1900.....	5.12 in 1929

### GAME

Most pitchers used .....	10, three times
.....	at Philadelphia, Sept. 27, 2003; vs. Washington, Sept. 7, 2008, at New York-NL, Sept. 29, 2019
Most pitcher used (nine-inning game).....	8, 11 times, last: at Washington, September 3, 2015
Most wild pitches .....	6, vs. Chicago, May 4, 1963; vs. Houston, August 4, 1979
Most balks.....	6, vs. Chicago, May 4, 1963*
Most runs by opponent .....	27 by Pittsburgh, June 6, 1894
Most runs by opponent since 1900.....	26 by Cincinnati, June 4, 1911
Most runs, shutout game, by opponent.....	19 by Montreal, July 30, 1978

### INNING

Most pitchers used, inning.....	5, vs. St. Louis, July 22, 1967 (9th)
.....	(Johnson, Hernandez, Raymond, Kelley, Upshaw)
Most wild pitches .....	4, vs. Houston, August 4, 1979 (Niekro)

## FRANCHISE CLUB FIELDING RECORDS

### SEASON

Most putouts .....	4,439 in 2011
Fewest putouts .....	3,977 in 1907
Most assists.....	2,224 in 1908
Fewest assists.....	1,439 in 2018
Most chances accepted .....	6,679 in 1910
Fewest chances accepted.....	5,889 in 2018
Most errors .....	353 in 1904
Fewest errors.....	78 in 2019
Most errorless games.....	101 in 2011
Most consecutive errorless games .....	15 in 2019 (September 1-17)
Most double plays.....	197 in 1985
Fewest double plays.....	101 in 1935
Most consecutive games making a double play.....	15 (20 DPs) in 1982 (May 21-June 8)
Most passed balls.....	167 in 1883
Most passed balls since 1900.....	42 in 1905, 1967
Fewest passed balls .....	2 in 1943
Highest fielding average.....	.987 in 2019
Lowest fielding average.....	.945 in 1904

### GAME

Most errors .....	11, vs. St. Louis, June 11, 1906
Most double plays.....	7, vs. Cincinnati, June 27, 1982 (14 innings)*tml
Most double plays, 9 innings (since 1957).....	5 (six times), last: vs. Florida, April 14, 2002

\*-Denotes Major League record

\*nl-Denotes National League record

\*tnl-Denotes tied National League record

\*tml-Denotes tied Major League record

\*mml-Denotes modern Major League record

\*tmml-Denotes tied modern Major League record

\*tmnl-Denotes tied modern National League record

## FRANCHISE INDIVIDUAL BATTING RECORDS

## CAREER

Most years, non-pitcher.....	21, Hank Aaron
Most games.....	3,076, Hank Aaron
Most consecutive games.....	740, Dale Murphy (9/26/81-7/8/86)
Most at-bats.....	11,628, Hank Aaron
Most runs.....	2,107, Hank Aaron
Most hits.....	3,600, Hank Aaron
Most singles.....	2,171, Hank Aaron
Most doubles.....	600, Hank Aaron
Most triples.....	103, Rabbit Maranville
Most home runs, righthander.....	733, Hank Aaron
Most home runs, lefthander.....	493, Eddie Mathews
Most home runs, switch-hitter.....	468, Chipper Jones
Most grand slams.....	16, Hank Aaron
Most pinch-homers.....	7, Joe Adcock, Brooks Conrad
Most homers by pitcher.....	35, Warren Spahn
Most total bases.....	6,591, Hank Aaron
Most extra-base hits.....	1,429, Hank Aaron
Most stolen bases.....	431, Herman Long
Most stolen bases since 1900.....	240, Hank Aaron
Most times caught stealing.....	83, Jerry Royster
Most bases on balls.....	1,512, Chipper Jones
Most intentional bases on balls.....	289, Hank Aaron
Most strikeouts.....	1,581, Dale Murphy
Most RBI.....	2,202, Hank Aaron
Most sacrifice hits.....	220, Rabbit Maranville
Most sacrifice flies.....	113, Hank Aaron
Most times hit by pitch.....	150, Tommy Tucker
Most times grounded into double play.....	305, Hank Aaron
Highest batting average.....	.338, Billy Hamilton
Highest batting average (since 1900).....	.317, Ralph Garr, Rico Carty
Highest slugging average.....	.567, Hank Aaron
Highest on-base percentage.....	.456, Billy Hamilton
Highest on-base percentage (since 1900).....	.401, Chipper Jones

## SEASON

Most games.....	162, F. Millan (1969), D. Murphy (1982-85), A. Jones (1999), J. Francoeur (2006-07) F. Freeman (2014,2018), N. Markakis (2018)
Most at-bats.....	671, Marquis Grissom, 158 games, 1996
Most runs.....	160, Hugh Duffy, 124 games, 1894
Most runs (since 1900).....	131, Dale Murphy, 162 games, 1983
Most hits.....	236, Hugh Duffy, 124 games, 1894
Most hits (since 1900).....	224, Tommy Holmes, 154 games, 1945
Most consecutive hits.....	10, Buddy Hassett, June 9, 10, 14, 1940; Matt Diaz, August 12, 13, 14, 2006
Most singles.....	180, Ralph Garr, 154 games, 1971
Most doubles.....	50, Hugh Duffy, 124 games, 1894
Most doubles (since 1900).....	49, Marcus Giles, 145 games, 2003
Most triples.....	20, Richard Johnston, 124 games, 1887
Most triples (since 1900).....	18, Ray Powell, 149 games, 1921
Most home runs, righthander.....	51, Andruw Jones, 160 games, 2005
Most home runs, lefthander.....	47, Eddie Mathews, 157 games, 1953
Most home runs, switch-hitter.....	45, Chipper Jones, 157 games, 1999* <b>tnl</b>
Most home runs, home.....	31, Hank Aaron, 1971
Most home runs, road.....	30, Eddie Mathews, 1953; Andruw Jones, 2005
Most home runs, month.....	15, Joe Adcock, July 1956
Most home runs, rookie.....	38, Wally Berger, 151 games, 1930
Most home runs, two consecutive games.....	5, Joe Adcock, July 30-31, 1954* <b>tnl</b>
Most home runs, consecutive at-bats.....	4, Andruw Jones, Sept. 7-10, 2002; Robert Lowe, 1894 * <b>tnl</b>
Most home runs vs. one club.....	13, Joe Adcock vs. Brooklyn, 1956* <b>tnl</b>
Most grand slams.....	4, Sid Gordon, 134 games, 1950
Most home runs, by pitcher.....	6, Jim Tobin, 1942
Most total bases.....	400, Hank Aaron, 154 games, 1959



**FRANCHISE INDIVIDUAL BATTING RECORDS, CONTINUED**

Most extra-base hits.....	92, Hank Aaron, 154 games, 1959
Most stolen bases.....	93, Billy Hamilton, 131 games, 1896
Most stolen bases (since 1900).....	72, Otis Nixon, 124 games, 1991
Most caught stealing.....	23, Brett Butler, 151 games, 1983
Most bases on balls.....	131, Bob Elliott, 151 games, 1948
Most intentional bases on balls.....	29, Dale Murphy, 159 games, 1987
Most consecutive games, bases on balls.....	16, Chipper Jones, 1999
Most strikeouts.....	188, Ronald Acuña Jr., 156 games, 2019
Fewest strikeouts.....	9, Tommy Holmes, 154 games, 1945
Most hit by pitch.....	29, Tommy Tucker, 140 games, 1891
Most hit by pitch (since 1900).....	25, Andres Galarraga, 153 games, 1998
Most RBI.....	145, Hugh Duffy, 157 games, 1894
Most RBI (since 1900).....	135, Eddie Mathews, 157 games, 1953
Most consecutive games with RBI.....	10, Freddie Freeman, June 12-22, 2019
Highest batting average.....	438, Hugh Duffy, 124 games, 1894*
Highest batting average (since 1900).....	387, Rogers Hornsby, 140 games, 1928
Highest slugging percentage.....	.679, Hugh Duffy, 124 games, 1894
Highest slugging percentage (since 1900).....	.669, Hank Aaron, 139 games, 1971
Highest on-base percentage.....	.470, Chipper Jones, 128 games, 2008
Longest hitting streak.....	37 games, Tommy Holmes, 1945
Most ground into double plays.....	28, Sid Gordon, 150 games, 1951
Fewest ground into double plays.....	1, David Justice, 144 games, 1992

**GAME**

Most runs.....	6, five times, last: Frank Torre vs. Chicago, September 2, 1957
Most hits.....	6, seven times, last: Willie Harris vs. St. Louis, July 21, 2007
Most stolen bases.....	6, Otis Nixon at Montreal, June 16, 1991* <b>tml</b>
Most caught stealing.....	3, Rabbit Maranville, June 6, 1913
Most doubles.....	4, held by several; last: Adam LaRoche at Milwaukee, May 15, 2004* <b>tml</b>
Most triples.....	3, six times, last: Rafael Furcal vs. Florida, April 21, 2002* <b>tml</b>
Most home runs.....	4, Joe Adcock vs. Brooklyn, July 31, 1954; ..... Bob Horner vs. Montreal, July 6, 1986; ..... Robert Lowe, May 30, 1894* <b>tml</b>
Most grand slams.....	2, Tony Cloninger at San Francisco, July 3, 1966* <b>tml</b>
Most homers by pitcher.....	3, Jim Tobin vs. Chicago, May 13, 1942* <b>mml</b>
Most total bases.....	18, Joe Adcock vs. Brooklyn, July 31, 1954
Most extra-base hits.....	5, Joe Adcock vs. Brooklyn, July 31, 1954 (4HR, 1 2B)* <b>tml</b>
Most bases on balls.....	5, (6 times), Last: Dale Murphy vs. Chicago, May 23, 1987
Most intentional bases on balls.....	3, Dennis Menke vs. New York, May 23, 1964; ..... Rowland Office vs. San Diego, April 20, 1975; Jeff Treadway vs. Houston, September 11, 1992
Most RBI.....	9, Tony Cloninger at San Francisco, July 3, 1966; Harry Staley, June 1, 1893
Most strikeouts.....	5, Harry Stovey, June 30, 1891; Bob Sadowski, April 20, 1964
Most grounded into double plays.....	3, (6 times), Last: Martin Prado, May 16, 2011 ..... Joe Adcock vs. Pittsburgh, July 20, 1955

**INNING**

Most doubles.....	2, (10 times); Last: Rico Carty vs. New York, May 20, 1965* <b>tml</b>
Most triples.....	2, John Freeman vs. St. Louis, July 25, 1900 (1st); ..... Joe Hornung, May 6, 1882 (6th)* <b>tml</b>
Most home runs.....	2, Robert Lowe, May 30, 1894 (3rd); ..... Dale Murphy vs. San Francisco, July 27, 1989 (6th)* <b>tml</b>
Most RBI.....	6, Dale Murphy vs. San Francisco, July 27, 1989 (6th)
Most bases on balls.....	2, done many times, last, Edgar Renteria at Florida, May 11, 2006 (3rd)
Most strikeouts.....	2, done many times, last, Kris Medlen at Philadelphia, July 7, 2010 (6th)

FRANCHISE INDIVIDUAL PITCHING RECORDS

CAREER

Most years.....	21, Phil Niekro
Most games.....	740, Phil Niekro
Most games started.....	635, Warren Spahn
Most complete games.....	374, Warren Spahn
Most innings pitched.....	5,046, Warren Spahn
Most games won.....	356, Warren Spahn
Most games won, lefthander.....	356, Warren Spahn
Most games won, righthander.....	329, Kid Nichols
Most games won, righthander, (since 1900).....	268, Phil Niekro
Most 20-win seasons.....	13, Warren Spahn
Most games lost.....	227, Phil Niekro
Most saves.....	186, Craig Kimbrel
Most 40-save seasons.....	4 (consecutive, 2011-14), Craig Kimbrel
Most runs allowed.....	2,270, Kid Nichols
Most runs allowed (since 1900).....	1,922, Phil Niekro
Most earned runs allowed.....	1,710, Warren Spahn
Most bases on balls.....	1,458, Phil Niekro
Most intentional bases on balls.....	114, Tom Glavine
Most strikeouts.....	2,975, John Smoltz
Most shutouts.....	63, Warren Spahn
Most hits.....	4,620, Warren Spahn
Most home runs.....	408, Warren Spahn
Most batters hit by pitch.....	134, Vic Willis
Most batters hit by pitch (since 1900).....	104, Phil Niekro
Most wild pitches.....	199, Phil Niekro
Most balks.....	35, Phil Niekro
Lowest earned run average (Min. 1,000 IP).....	2.21, Tommy Bond
Lowest earned run average since 1900 (Min. 1,000 IP).....	2.62, Dick Rudolph
Highest winning percentage (Min. 100 decisions).....	.698 (178-77) Greg Maddux

SEASON

Most games.....	87, Peter Moylan, 2009
Most games started.....	72, John Clarkson, 1889
Most games started (since 1900).....	46, Victor Willis, 1902
Most complete games.....	68, John Clarkson, 1889
Most complete games (since 1900).....	45, Victor Willis, 1902
Most games finished (since 1900).....	64, Mark Wohlers, 1996
Most innings.....	620, John Clarkson, 1889
Most innings (since 1900).....	411, Victor Willis, 1902
Most games won.....	49, John Clarkson, 1889
Most games won (since 1900).....	27, Charles Pittinger, 1902; Victor Willis, 1902; Dick Rudolph, 1914
Most victories, relief pitcher.....	12, Ben Cantwell, 1932
Most victories, righthander.....	49, John Clarkson, 1889
Most victories, lefthander.....	23, Warren Spahn, 1953, 1963
Most games lost.....	29, Victor Willis, 1905* <b>tml</b> ; Tommy Bond, 1880
Most games lost, relief pitcher.....	16, Gene Garber, 1979*
Highest winning percentage, starter (in. 20 dec.).....	.905, Greg Maddux (19-2), 1995*
Longest winning streak.....	14 games, John Smoltz, 1996
Longest losing streak.....	18 games, Clifton Curtis, 1910
Most saves.....	55, John Smoltz, 2002* <b>tnl</b>
Most bases on balls.....	164, Phil Niekro, 1977
Most strikeouts.....	417, Charlie Buffinton, 1884
Most strikeouts (since 1900).....	276, John Smoltz, 1996
Most shutouts won.....	12, Tommy Bond, 1879
Most shutouts (since 1900).....	7, Charles Pittinger, 1902; Irving Young, 1905; Warren Spahn, 1947, 1951, 1963
Most shutouts won vs. one club.....	4, Vic Willis vs. Chicago, 1901
Most shutouts lost.....	9, Irving Young, 1906
Most 1-0 shutouts won.....	4, Dick Rudolph, 1916; Joe Oeschger, 1920
Most runs allowed.....	196, Charles Pittinger, 1903
Most earned runs allowed.....	148, Phil Niekro, 1977
Most hits allowed.....	394, Charles Pittinger, 1903

**FRANCHISE INDIVIDUAL PITCHING RECORDS, CONTINUED**

**SEASON, CONTINUED**

Most hit batsmen .....	16, Jeff Pfeffer, 1906
Most wild pitches .....	27, Tony Cloninger, 1966
Most balks .....	8, Bob Shaw, 1963
Most home runs allowed .....	41, Phil Niekro, 1979
Most home runs, one club .....	13, Warren Spahn vs. Chicago, 1958
Most grand slams allowed .....	3, Don Nottebart, 1961
Most sacrifice hits allowed .....	22, Tom Glavine, 1999
Most sacrifice flies allowed .....	12, Tony Cloninger, 1966; Carl Morton, 1974; Ervin Santana, 2014
Fewest earned runs allowed (min. 162 IP) .....	35, Greg Maddux, 1994
Lowest ERA (min. 162 IP) .....	1.56, Greg Maddux, 1994
Lowest batting average against (min. 162 IP) .....	195, Mike Folytnewicz, 2018

**GAME**

Most innings pitched .....	26, Joe Oeschger vs. Brooklyn, May 1, 1920* <b>tml</b>
Most consecutive scoreless IP .....	21, Joe Oeschger vs. Brooklyn, May 1, 1920*
Most strikeouts .....	18, Warren Spahn vs. Chicago, June 14, 1952 (15 IP); 17, Charlie Buffinton vs. Cleveland, September 2, 1884
Most consecutive strikeouts .....	8, Max Surkont vs. Cincinnati, May 25, 1953
Most bases on balls .....	14, Piano Legs Hickman vs. Louisville, August 16, 1899
Most wild pitches .....	6, Phil Niekro vs. Houston, August 4, 1979* <b>tmml</b>
Most balks .....	5, Bob Shaw vs. Chicago, May 4, 1963*

**INNING**

Most strikeouts .....	4, Phil Niekro vs. Pittsburgh, July 29, 1977 (6th); Paul Assenmacher vs. St. Louis, August 22, 1989 (5th); Mark Wohlers vs. Chicago, June 7, 1995 (9th) Craig Kimbrel vs. Miami, September 26, 2012 (9th) Julio Teheran vs. Milwaukee, May 24, 2016 (2nd)* <b>tml</b>
Most hit batsmen .....	3, Ray Boggs vs. Chicago, September 27, 1928 (9th)* <b>tml</b>
Most wild pitches .....	4, Phil Niekro vs. Houston, August 4, 1979 (5th)* <b>tmml</b>
Most balks .....	3, Bob Shaw vs. Chicago, May 4, 1963 (3rd)* <b>tml</b>

**FRANCHISE INDIVIDUAL FIELDING RECORDS**

**HIGHEST FIELDING AVERAGE - SEASON (MINIMUM 100 GAMES AT POSITION)**

C.....	.998, Brian McCann, 2012
1B.....	.998, Mark Teixeira, 2008
2B.....	.994, Mark Lemke, 1994
3B.....	.982, Vinny Castilla, 2002
SS.....	.983, Eddie Miller, 1942
LF.....	.996, Sid Gordon, 1952
CF.....	.997, Marquis Grissom, 1996
RF.....	1.000, Willard Marshall, 1951 1.000, Jason Heyward, 2013
Most innings played in the field .....	1449.0, Freddie Freeman (162 games), 1B, 2014
Most errors .....	102, Herman Long (154 games), SS, 1892
Most errors since 1900 .....	78, Ed Abbaticchio (154 games), 2B, 1904

**GAME**

Most errors .....	5, David Brain, 3B, vs. St. Louis, June 11, 1906
-------------------	--

**INNING**

Most errors .....	4, Robert Lowe, 2B, vs. New York, May 7, 1900
-------------------	---

- \*-Denotes Major League record
- \*nl-Denotes National League record
- \*tnl-Denotes tied National League record
- \*tml-Denotes tied Major League record
- \*mml-Denotes modern Major League record
- \*tmml-Denotes tied modern Major League record
- \*tmnl-Denotes tied modern National League record

# ATLANTA BRAVES VS. N.L. OPPONENTS

Year	HOU* W-L	STL W-L	CHI W-L	LAD W-L	MON/WSH W-L	SF W-L	FLA/MIA W-L	NY W-L	SD W-L	PHI W-L	PIT W-L	CIN W-L	COL W-L	ARI W-L	MIL W-L
1966	14-4-1	7-11	7-11	7-11	-	8-10	-	14-4	-	11-7	7-11	10-8	-	-	-
1967	11-7	6-12	11-7	8-10	-	10-8	-	8-10	-	10-8	8-10	5-13	-	-	-
1968	11-7	5-13	8-10	9-9	-	9-9	-	12-6	-	11-7	6-12	10-8	-	-	-
1969	15-3	6-6	3-9	9-9	8-4	9-9	-	4-8	13-5	6-6	8-4	12-6	-	-	-
1970	9-9	7-5	8-4	6-12	6-6	7-11	-	6-6	9-9	7-5	6-6	5-13	-	-	-
1971	9-9	6-6	5-7	9-9	7-5	7-11	-	7-5	11-7	8-4	4-8	9-9	-	-	-
1972	7-7	6-6	5-7	7-8	4-8	7-11	-	7-5	6-11	6-6	6-6	9-9	-	-	-
1973	11-7	6-6	7-5	2-15-1	6-6	8-10	-	6-6	12-6	6-6	7-5	5-13	-	-	-
1974	6-12	9-3	4-8	8-10	9-3	8-10	-	8-4	17-1	8-4	4-8	7-11	-	-	-
1975	12-6	3-9	5-7	8-10	8-4	8-9	-	4-8	7-11	5-7	4-8	3-15	-	-	-
1976	7-11	4-8	6-7	8-10	8-4	9-9	-	4-8	10-8	5-7	3-9	6-12	-	-	-
1977	9-9	1-11	5-7	5-13	6-7	8-10	-	7-5	11-7	2-10	3-9	4-14	-	-	-
1978	8-10	5-7	5-7	5-13	5-7	11-7	-	6-6	8-10	8-4	2-10	6-12	-	-	-
1979	7-11	4-8	4-8	12-6	1-9	11-7	-	4-8	6-12	7-5	4-8	6-12	-	-	-
1980	7-11	6-6	8-4	11-7	5-7	11-6	-	3-9	12-6	5-7	11-1	2-16	-	-	-
1981	4-8	4-3	3-2-1	7-7	3-7	5-7	-	3-3	9-6	4-5	2-3	6-5	-	-	-
1982	10-8	7-5	8-4	7-11	5-7	8-10	-	9-3	11-7	6-6	4-8	14-4	-	-	-
1983	11-7	7-5	5-7	7-11	7-5	9-9	-	8-4	9-9	6-6	6-6	12-6	-	-	-
1984	12-6	5-7	3-9	6-12	5-7	10-8	-	4-8	7-11	7-5	8-4	13-5	-	-	-
1985	8-10	3-9	5-7	5-13	3-9	10-8	-	2-10	7-11	10-2	6-6	7-11	-	-	-
1986	5-13	6-6	9-3	10-8	4-7	7-11	-	4-8	12-6	4-8	5-7	6-12	-	-	-
1987	8-10	3-9	6-5	6-12	3-9	8-10	-	7-5	6-12	7-5	7-5	8-10	-	-	-
1988	5-13	3-9	5-7	4-14	4-8	5-13	-	4-8	8-10	6-6	5-5	5-13	-	-	-
1989	8-10	3-9	5-7	6-10	6-6	6-12	-	2-10	7-11	8-4	4-8	8-10	-	-	-
1990	5-13	7-5	6-6	6-12	6-6	5-13	-	4-8	8-10	5-7	5-7	8-10	-	-	-
1991	13-5	9-3	6-6	7-11	5-7	9-9	-	9-3	11-7	5-7	9-3	11-7	-	-	-
1992	13-5	6-6	10-2	12-6	4-8	11-7	-	7-5	13-5	6-6	7-5	9-9	-	-	-
1993	8-5	6-6	7-5	8-5	7-5	7-6	7-5	9-3	9-4	6-6	7-5	10-3	13-0	-	-
1994	3-3	5-7	4-2	6-0	4-5	5-1	8-4	5-4	6-1	6-2	3-9	5-5	8-2	-	-
1995	6-6	7-5	8-4	5-4	9-4	7-1	10-3	5-8	5-2	7-6	4-2	8-5	9-4	-	-
1996	6-6	9-4	7-5	5-7	10-3	7-5	6-7	7-6	9-4	9-4	9-3	7-5	5-7	-	-
1997	7-4	8-3	9-2	6-5	10-2	7-4	4-8	5-7	8-3	10-2	5-6	9-2	5-6	-	-
1998	4-5	6-3	3-6	8-1	6-6	7-2	7-5	9-3	5-4	8-4	7-2	7-2	5-3	8-1	7-2
1999	6-1	8-1	2-5	5-4	9-4	4-5	9-4	9-3	5-4	8-5	6-3	8-1	5-4	5-4	5-2
2000	5-4	3-4	4-5	7-2	6-7	6-3	6-6	7-6	8-1	8-5	5-2	2-5	5-4	6-3	6-3
2001	3-3	3-3	4-2	2-5	13-6	4-2	9-10	10-9	3-3	10-9	5-1	4-2	4-2	2-5	3-3
2002	3-3	5-1	4-2	2-4	13-6	3-3-1	11-8	12-7	3-3	11-7	3-3	4-2	4-3	3-3	5-1
2003	5-1	4-2	4-2	4-2	12-7	2-4	9-10	11-8	6-1	9-10	7-2	3-3	6-0	5-2	4-2
2004	3-3	2-4	3-3	4-3	15-4	4-3	14-5	12-7	3-3	10-9	4-2	2-4	4-2	4-2	4-2
2005	5-1	3-3	6-1	3-3	10-9	4-2	10-8	13-6	1-5	9-10	4-3	7-3	2-4	3-3	3-3
2006	3-4	4-2	6-1	3-3	10-8	3-4	11-8	7-11	7-2	7-11	3-3	4-3	3-3	1-6	2-4
2007	3-3	3-4	5-4	4-3	11-7	4-3	10-8	9-9	5-2	9-9	5-1	1-6	4-2	2-4	5-2
2008	3-3	2-5	0-6	4-2	6-12	2-5	10-8	11-7	5-1	4-14	2-5	3-3	4-3	5-3	3-6
2009	3-3	4-2	4-2	4-3	10-8	3-4	8-10	13-5	3-3	10-8	3-4	3-6	4-4	4-3	3-3
2010	5-1	2-6	4-2	5-3	8-10	4-3	11-7	11-7	4-2	8-10	6-3	3-2	2-4	4-3	5-3
2011	5-1	1-5	4-3	2-5	9-9	6-1	12-6	9-9	4-5	6-12	4-2	3-3	6-2	3-2	5-3
2012	4-2	5-1	3-4	3-3	8-10	3-4	14-4	12-6	4-3	12-6	3-4	1-5	6-1	5-2	3-3
2013	-	4-3	5-1	5-2	13-6	3-4	13-6	10-9	1-5	11-8	4-3	4-3	6-1	4-2	2-4
2014	-	2-4	5-1	1-6	11-8	1-5	9-10	9-10	3-4	11-8	3-4	5-2	4-3	3-3	5-2
2015	-	4-2	1-6	3-3	5-14	3-4	10-9	8-11	2-5	11-8	2-4	3-4	1-6	3-3	5-2
2016	-	2-4	3-3	1-5	4-15	3-4	11-7	10-9	4-2	11-8	3-4	3-4	1-6	2-5	2-5
2017	-	1-5	1-6	3-4	9-10	4-3	11-8	7-12	5-2	6-13	2-5	3-3	3-4	4-2	4-2
2018	-	4-2	3-3	2-5	10-9	3-3	14-5	13-6	4-3	12-7	5-1	3-4	2-5	4-3	3-4
2019	-	4-2	5-2	2-4	11-8	5-2	15-4	11-8	5-2	9-10	5-2	3-4	3-3	3-4	3-3
<b>Won</b>	<b>335</b>	<b>255</b>	<b>276</b>	<b>304</b>	<b>377</b>	<b>338</b>	<b>269</b>	<b>417</b>	<b>357</b>	<b>418</b>	<b>270</b>	<b>324</b>	<b>124</b>	<b>83</b>	<b>87</b>
<b>Lost</b>	<b>293-1</b>	<b>286</b>	<b>260</b>	<b>375-1</b>	<b>357</b>	<b>344-1</b>	<b>183</b>	<b>369-1</b>	<b>277</b>	<b>371</b>	<b>270</b>	<b>367</b>	<b>88</b>	<b>68</b>	<b>63</b>

# ATLANTA BRAVES VS. A.L. OPPONENTS

Year	BAL W-L	NYN W-L	DET W-L	BOS W-L	TOR W-L	TB W-L	CLE W-L	CWS W-L	MIN W-L	KC W-L	SEA W-L	LAA W-L	TEX W-L	OAK W-L	*HOU W-L
1997	0-3	2-1	1-2	3-0	2-1	-	-	-	-	-	-	-	-	-	-
1998	2-1	1-3	-	1-2	2-1	3-0	-	-	-	-	-	-	-	-	-
1999	0-3	2-1	-	4-2	0-3	3-0	-	-	-	-	-	-	-	-	-
2000	3-0	1-2	-	4-2	1-2	2-1	-	-	-	-	-	-	-	-	-
2001	2-1	2-1	-	3-3	1-2	1-2	-	-	-	-	-	-	-	-	-
2002	-	-	2-1	5-1	-	-	-	3-0	2-1	-	-	-	3-0	-	-
2003	2-1	-	-	-	-	2-1	-	-	-	-	1-2	-	3-0	2-1	-
2004	2-1	-	1-2	2-1	-	-	1-2	1-2	-	1-2	-	-	-	-	-
2005	3-0	-	-	1-2	-	-	-	-	-	-	-	1-2	1-2	1-2	-
2006	2-1	1-2	-	0-3	0-3	2-1	-	-	-	-	-	-	-	-	-
2007	-	-	0-3	2-4	-	-	2-1	-	0-3	-	-	-	-	-	-
2008	-	-	-	-	1-2	-	-	-	-	-	2-1	2-1	1-2	2-1	-
2009	1-2	1-2	-	2-4	3-0	-	-	-	-	-	-	-	-	-	-
2010	-	-	2-1	-	-	2-1	-	0-3	2-1	3-0	-	-	-	-	-
2011	2-1	-	-	-	3-0	-	-	-	-	-	3-0	1-2	1-2	-	-
2012	1-2	2-4	-	1-2	2-1	2-1	-	-	-	-	-	-	-	-	-
2013	-	-	0-3	-	2-2	-	3-0	1-2	3-0	2-2	-	-	-	-	-
2014	-	-	-	0-4	-	-	-	-	-	-	0-4	2-1	0-3	3-0	2-1
2015	0-3	0-3	-	2-2	3-3	1-3	-	-	-	-	-	-	-	-	-
2016	-	-	2-1	1-3	-	-	0-3	2-1	2-2	1-2	-	-	-	-	-
2017	-	-	-	-	3-1	-	-	-	-	-	1-2	1-2	1-2	3-0	0-4
2018	1-2	1-2	-	1-5	2-2	3-1	-	-	-	-	-	-	-	-	-
2019	-	-	2-1	-	3-1	-	2-1	3-0	2-1	1-3	-	-	-	-	-
<b>Totals</b>	<b>21-21</b>	<b>13-21</b>	<b>10-14</b>	<b>32-40</b>	<b>28-24</b>	<b>21-11</b>	<b>8-7</b>	<b>10-8</b>	<b>11-8</b>	<b>8-9</b>	<b>7-9</b>	<b>7-8</b>	<b>10-11</b>	<b>8-4</b>	<b>2-5</b>

\*Houston games in interleague play only; Atlanta went 335-293-1 vs. the Astros from 1966 to 2012.

FRONT OFFICE

MANAGER & STAFF

PLAYER BIOS

SEASON IN REVIEW

PLAYER DEVELOPMENT

BRAVES HISTORY

OPPONENTS

MISCELLANEOUS

# MOST RECENT SERIES SWEEPS

## BRAVES SWEEPS IN ATLANTA

Team	2 Games	3 Games	4 Games
Arizona	-	7/14-16/17	-
Baltimore	-	6/24-26/05	-
Chicago (N)	8/24-25/77	4/1-4/19	7/4-7/05
Chicago (A)	-	8/30-9/1/19	-
Cincinnati	5/19-20/10	4/25-27/14	-
Cleveland	-	8/27-29/13	-
Colorado	5/1-2/06	9/9-11/08	7/29-8/1/13
Fla./Miami	7/30-31/18	8/20-22/19	8/13-15/18
Houston	5/16-17/11	4/30-5/2/10	5/5-8/05**
Kansas City	-	6/18-20/10	-
Los Angeles (N)	9/9-10/97	5/17-19/13	7/12-14/56
Milwaukee	-	4/13-15/12	5/2-5/11
Minnesota	-	5/20-22/13	-
Mon./Wash.	8/11-12/09	4/11-13/14	-
New York (N)	6/12-13/18	6/19-21/15	5/20-22/08
Oakland	-	8/15-17/14	-
Philadelphia	5/3-4/89	9/27-29/16	9/20-23/18
Pittsburgh	5/17-19/91	6/3-5/13	6/10-13/19
San Diego	9/11-12/91	5/6-8/08	4/14-17/17
San Francisco	9/15-16/97	5/16-18/00	6/21-23/60
St. Louis	8/6-7/97	10/2-4/15	5/16-19/97
Tampa Bay	-	6/7-9/99	-
Texas	-	6/3-5/03	-
Toronto	9/2-3/19	5/22-24/09	-

**\*\*Braves swept five games from Houston, 9/2-4/66 and 8/10-13/67**

## OPPONENT SWEEPS IN ATLANTA

Team	2 Games	3 Games	4 Games
Arizona	-	4/16-18/19	6/1-4/06
Baltimore	-	6/11-13/99	-
Boston	4/25-26/16	9/3-5/18	-
Chicago (N)	7/20-21/98	7/17-19/17	-
Cincinnati	4/15-16/86	9/4-6/09	4/13-16/90
Colorado	4/25-26/98	9/12-14/97	8/16-19/18
Detroit	-	4/26-28/13	-
Fla./Miami	5/13-14/97	8/31-9/2/15	-
Houston	7/4-5/17	6/2-4/95	-
Kansas City	7/23-24/19	-	-
Los Angeles	4/10-11/91	6/22-24/84	4/7-10/88
Milwaukee	-	5/24-26/16	-
Minnesota	8/16-17/16	6/12-14/07	-
Mon./Wash.	5/28-29/19	4/18-20/17	10/1-4/09
New York (N)	5/4-5/09	4/22-24/16	9/10-13/15
New York (A)	6/24-25/98	8/28-30/15	-
Philadelphia	8/8-9/17	6/16-18/14	5/5-8/95
Pittsburgh	8/12-13/97	9/26-28/11	7/18-21/74
San Diego	6/2-3/97	8/1-3/89	7/25-27/75
San Francisco	9/6-7/89	5/4-6/18	-
St. Louis	8/28-29/84	5/5-7/17	-
Toronto	-	6/20-22/06	-

## BRAVES SWEEPS ON ROAD

Team	2 Games	3 Games	4 Games
Arizona	4/27-28/98	8/6-8/04	-
Baltimore	-	7/13-15/00	-
Boston	-	6/28-30/02	-
Chicago (N)	4/12-13/97	5/26-28/06	7/9-12/92
Cincinnati	7/18-19/01	9/15-17/95	1984**
Colorado	4/8-9/19	5/4-6/12	5/6-9/93
Fla./Miami	5/6-7/09	6/7-9/19	-
Houston	8/19-20/97	4/29-5/1/03	7/16-19/92
Los Angeles	9/7-8/72	4/8-10/94	-
Milwaukee	-	5/10-12/10	-
Minnesota	7/26-27/16	-	-
Mon./Wash.	6/4-5/97	8/5-7/13	-
New York (N)	4/26-27/17	8/23-25/19	-
Oakland	-	6/30-7/2/17	-
Philadelphia	4/21-23/17	9/2-4/16	6/27-29/14
Pittsburgh	5/24-25/11	8/20-22/18	-
San Diego	5/26-27/97	7/12-14/19	5/15-18/03
San Francisco	9/27-28/82	9/10-12/18	-
Seattle	-	6/27-29/11	-
St. Louis	5/13-14/98	6/29-7/1/18	-
Tampa Bay	5/8-9/18	6/30-7/2/98	-
Texas	-	6/7-9/02	-
Toronto	5/15-16/17	-	-

**\*\*Braves swept five games from CIN, 5/31-6/3/84.**

## OPPONENT SWEEPS ON ROAD

Team	2 Games	3 Games	4 Games
Arizona	5/18-19/11	-	-
Baltimore	-	7/27-29/15	-
Boston	5/28-29/14	-	-
Chicago (N)	5/17-18/83	6/10-12/08	8/20-23/15
Chicago (A)	-	6/22-24/10	-
Cleveland	-	6/27-29/16	-
Cincinnati	9/28-29/87	5/30-6/1/08	5/21-24/12
Colorado	-	8/23-25/10	7/21-24/16
Detroit	-	4/26-28/13	-
Fla./Miami	-	9/25-27/15	-
Houston	5/9-10/17	9/28-30/90	8/2-5/90
Los Angeles (N)	7/26-27/95	5/6-8/19	7/26-29/90
Milwaukee	-	9/10-12/12	-
Minnesota	-	6/12-14/07	-
Mon./Wash.	4/29-30/08	9/5-7/16	4/11-14/16
New York (N)	4/24-25/90	9/27-29/19	7/20-23/89
Philadelphia	5/3-4/06	3/28-31/19	7/28-31/17
Pittsburgh	5/19-20/81	4/7-9/17	9/1-3/78
San Diego	9/10-11/86	8/17-19/15	5/29-31/79
San Francisco	9/16-17/91	5/25-27/09	7/29-31/88
Seattle	8/5-6/14	-	-
St. Louis	4/10-11/68	9/9-11/11	4/26-29/10
Tampa Bay	8/11-12/15	-	-
Texas	-	9/12-14/14	-
Toronto	-	7/18-20/99	-

# ATLANTA BRAVES DOUBLEHEADERS

## YEARLY DOUBLEHEADER TOTALS

Year	Home W-L-S	Road W-L-S	Totals W-L-S
1966	3-2-2	0-1-2	3-3-4
1967	0-0-1	1-3-4	1-3-5
1968	0-0-1	3-2-4	3-2-5
1969	4-0-3	1-3-3	5-3-6
1970	4-1-2	0-3-4	4-4-6
1971	2-1-3	0-3-2	2-4-5
1972	1-1-7 (a)	1-1-4	2-2-11
1973	0-4-9	0-3-1	0-7-10
1974	2-0-4	0-3-3	2-3-7
1975	2-2-3	1-1-2	3-3-5
1976	3-3-4	0-1-5	3-4-9
1977	1-0-0	0-3-2	1-3-2
1978	1-1-4	0-1-3	1-2-7
1979	1-2-1	0-3-2	1-5-3
1980	2-0-1	0-1-2	2-1-3
1981	0-0-1	0-1-0	0-1-1
1982	1-2-0	0-0-2	1-2-2
1983	1-0-2	1-1-2	2-1-4
1984	0-0-2	2-2-0	2-2-2
1985	0-2-0	0-0-2	0-2-2
1986	1-0-0	0-1-0	1-1-0
1987	0-1-0	0-0-1	0-1-1
1988	1-0-2	0-2-2	1-2-4
1989	1-1-0	0-1-3	1-2-3
1990	1-1-3	1-2-0	2-3-3
1991	1-0-2	0-0-1	1-0-3
1992	1-0-0	2-0-0	3-0-0
1993	0-0-0	0-0-0	0-0-0
1994	0-0-1	0-1-1	0-1-2
1995	0-0-0	0-0-0	0-0-0
1996	0-0-0	1-0-1	1-0-1
1997	0-0-0	0-0-1	0-0-1
1998	0-0-0	0-0-1	0-0-1
1999	0-0-0	0-0-1	0-0-1
2000	0-0-0	0-0-1	0-0-1
2001	0-0-0	1-0-0	1-0-0
2002	0-0-1	1-0-0	1-0-1
2003	1-0-1	0-0-0	1-0-1
2004	0-1-1	0-0-1	0-1-2
2005	0-0-1	0-0-0	0-0-1 (b)
2006	0-0-0	0-1-1	0-1-1 (c)
2007	0-0-0	0-0-0	0-0-0 (d)
2008	0-0-0	0-0-1	0-0-1 (e)
2009	0-0-0	0-0-0	0-0-0
2010	0-0-0	0-0-0	0-0-0
2011	2-0-0	1-0-0	3-0-0
2012	0-0-0	0-0-0	0-0-0 (f)
2013	0-0-0	0-0-0	0-0-0 (g)
2014	0-0-0	0-0-0	0-0-0 (h)
2015	1-0-0	0-0-0	1-0-0
2016	0-0-0	0-0-0	0-0-0
2017	0-0-0	1-1-0	1-1-0(i)
2018	0-0-0	0-0-0	0-0-0(j)
2019	0-0-0	0-0-1	0-0-1

## DOUBLEHEADERS VS. OPPONENTS

Team	Home W-L-S	Road W-L-S	Totals W-L-S
Boston	---	0-0-1	0-0-1
Chicago (NL)	3-0-4	0-3-8	3-3-12
Cincinnati	3-3-9	3-7-5	6-10-14
Cleveland	---	0-0-1	0-0-1
Colorado	1-0-1	1-0-1	2-0-2
Florida	0-0-1	0-0-1	0-0-2
Houston	8-3-4	0-5-4	8-8-8
Los Angeles	1-4-4	1-3-2	2-7-6
Milwaukee	1-0-0	0-0-0	1-0-0
Mon./Wash.	2-1-10	2-1-3	4-2-13
New York (NL)	4-3-6	4-3-5	8-6-11
Philadelphia	1-4-4	5-2-9	6-6-13
Pittsburgh	3-1-3	1-6-5	3-7-7
St. Louis	1-2-1	0-3-3	1-5-4
San Diego	6-4-5	1-3-12	7-7-17
San Francisco	3-1-11	2-9-8	5-10-19
<b>Totals</b>	<b>37-26-62</b>	<b>20-45-67</b>	<b>57-71-129</b>

(a) Braves won first game and tied second game of doubleheader, July 4 vs. Chicago.

(b) Braves' sweep of July 7 day/night doubleheader vs. Chicago is not counted in total due to separate admission charges.

(c) Three day/night doubleheaders -- June 3 vs. Arizona (split), Sept. 2 at Philadelphia (split) and Sept. 13 vs. Philadelphia (Phillies sweep) are not counted in total due to separate admission charges.

(d) Two day/night doubleheaders -- May 19 at Boston (split) and June 5 vs. Florida (split) are not counted in total due to separate admission charges.

(e) Three day/night doubleheaders -- May 20 vs. New York (sweep), August 13 vs. Chicago (Cubs sweep) and September 13 at New York (split) are not counted in total due to separate admission charges.

(f) Braves' split of July 21 day/night doubleheader at Washington is not counted in total due to separate admission charges.

(g) Three day/night doubleheaders -- April 23 at Colorado (sweep), June 18 vs. New York (Mets sweep) and Sept. 17 at Washington (Nationals sweep) are not counted in total due to separate admission charges.

(h) Braves' sweep of June 28 day/night doubleheader at Philadelphia is not counted in total due to separate admission charges.

(i) Two day/night doubleheaders -- June 10 vs. New York (Mets sweep) and Sept. 6 vs. Texas (split) are not counted in total due to separate admission charges.

(j) Three day/night doubleheaders -- May 28 vs. New York (split), August 7 at Washington (split) and 8/13 vs. Miami (Braves sweep) are not counted in total due to separate admission charges.

# ATLANTA BRAVES BEST RECORD – BY GAME

Game			Game			Game		
No.	Record	Year	No.	Record	Year	No.	Record	Year
10	10-0	1982	61	42-19	1998, '03	112	74-38	1998, '02
11	11-0	1982	62	43-19	1998	113	75-38	1998
12	12-0	1982	63	44-19	1998	114	75-39	1998, '02, '03
13	13-0	1982	64	45-19	1998	115	76-39	1998, '02, '03
14	13-1	1982, '94	65	45-20	1998	116	77-39	1998
15	13-2	1982, '94	66	45-21	1998, '03	117	78-39	1998
16	13-3	1982, '83, '94, '97	67	45-22	1998, '03	118	79-39	1998
17	13-4	1982, '83, '94, '97	68	46-22	1998	119	79-40	1998
18	14-4	1997	69	47-22	1998	120	79-41	1998, '02
19	14-5	1982, '83, '94, '97	70	48-22	1998	121	80-41	1998
20	15-5	1982, '83, '97	71	49-22	1998	122	81-41	1998
21	16-5	1982, '83, '97	72	49-23	1998	123	82-41	1998
22	17-5	1997	73	49-24	1998	124	82-42	1998
23	18-5	1997	74	50-24	1998	125	83-42	1998
24	18-6	1982, '97, '00	75	50-25	1998	126	83-43	1998
25	19-6	1997, '00	76	50-26	1998	127	83-44	1998
26	20-6	1997, '00	77	51-26	1998	128	84-44	1998
27	20-7	1997, '00	78	51-27	1998	129	85-44	1998
28	21-7	2000	79	51-28	1997, '98, '03	130	86-44	1998
29	21-8	1997, '00	80	52-28	1997	131	87-44	1998
30	22-8	1997	81	52-29	1995, '97, '98	132	87-45	1998
31	22-9	1997	82	53-29	1995, '97, '98	133	88-45	1998
32	23-9	1997	83	54-29	1997, '98	134	89-45	1998
33	23-10	1969, '97, '98	84	55-29	1997, '98	135	89-46	1998
34	24-10	1969, '98	85	56-29	1997, '98	136	90-46	1998
35	24-11	1969, '97, '98	86	57-29	1997, '98	137	90-47	1998
36	25-11	1969, '97, '98	87	58-29	1998	138	90-48	1998
37	26-11	1997, '98	88	59-29	1998	139	91-48	1998
38	27-11	1998	89	60-29	1998	140	91-49	1998
39	28-11	1998	90	60-30	1998	141	91-50	1998
40	29-11	1998	91	60-31	1998, '03	142	91-51	1998, '02
41	30-11	1998	92	60-32	1998, '03	143	92-51	1998, '02
42	31-11	1998	93	61-32	1998, '03	144	92-52	1998, '02
43	31-12	1998	94	62-32	1998, '03	145	92-53	1993, '98, '02
44	31-13	1997, '98, '03	95	63-32	1998, '03	146	93-53	1993, '02
45	32-13	1997, '98	96	64-32	1998, '03	147	94-53	1993, '02
46	33-13	1997, '98	97	65-32	2003	148	95-53	1993
47	34-13	1998	98	65-33	1998, '03	149	95-54	1993, '98, '02
48	35-13	1998	99	66-33	2003	150	96-54	1993
49	35-14	1998	100	66-34	2003	151	97-54	1993
50	36-14	1998	101	67-34	2003	152	97-55	1993, '98
51	37-14	1998	102	67-35	1998, '03	153	98-55	1993, '98
52	38-14	1998	103	68-35	1998, '03	154	99-55	1998
53	39-14	1998	104	68-36	1998, '03	155	99-56	1993, '98
54	39-15	1998	105	69-36	1998, '03	156	100-56	1993, '98
55	39-16	1998	106	70-36	1998, '03	157	101-56	1998
56	39-17	1998	107	70-37	1998, '03	158	102-56	1998
57	39-18	1998	108	71-37	1998, '03	159	103-56	1998
58	40-18	1998	109	72-37	1998, '03	160	104-56	1998
59	41-18	1998	110	73-37	2003	161	105-56	1998
60	42-18	1998	111	73-38	1998, '02, '03	162	106-56	1998



# ATLANTA BRAVES WORST RECORD – BY GAME

Game			Game			Game		
No.	Record	Year	No.	Record	Year	No.	Record	Year
10	0-10	1988	61	18-43	2016	112	38-74	1988
11	1-10	1988	62	18-44	2016	113	38-75	1988
12	2-10	1988	63	18-45	2016	114	39-75	1988
13	2-11	1988	64	18-46	2016	115	40-75	1988
14	2-12	1988	65	19-46	2016	116	40-76	1988
15	2-13	1988	66	20-46	2016	117	40-77	1988
16	3-13	1988	67	21-46	2016	118	41-77	1988
17	3-14	1988	68	22-46	2016	119	41-78	1988
18	3-15	1988	69	23-46	2016	120	41-79	1988
19	3-16	1988	70	24-46	2016	121	41-80	1988
20	4-16	1988, 2016	71	24-47	2016	122	41-81	1988
21	4-17	2016	72	25-47	2016	123	42-81	1988
22	5-17	1988, 2016	73	25-48	2016	124	43-81	1977, '88
23	5-18	2016	74	25-49	2016	125	43-82	1988
24	6-18	1988, 2016	75	26-49	1988, 2016	126	43-83	1988
25	6-19	1988, 2016	76	26-50	1988, 2016	127	43-84	1988
26	7-19	1988, 2016	77	26-51	2016	128	44-84	1988
27	7-20	1988, 2016	78	26-52	2016	129	44-85	1988
28	7-21	2016	79	27-52	2016	130	45-85	1988
29	7-22	2016	80	27-53	2016	131	45-86	1988
30	7-23	2016	81	28-53	2016	132	45-87	1988
31	7-24	2016	82	28-54	2016	133	45-88	1988
32	8-24	2016	83	28-55	2016	134	46-88	1988
33	8-25	2016	84	28-56	2016	135	46-89	1988
34	8-26	2016	85	28-57	2016	136	47-89	1988
35	9-26	2016	86	29-57	2016	137	48-89	1988
36	9-27	2016	87	30-57	2016	138	48-90	1988
37	9-28	2016	88	30-58	2016	139	49-90	1988
38	9-29	2016	89	31-58	2016	140	49-91	1988
39	10-29	2016	90	31-59	2016	141	49-92	1988
40	10-30	2016	91	31-60	2016	142	49-93	1988
41	11-30	2016	92	32-60	1988, 2016	143	49-94	1988
42	12-30	2016	93	32-61	1988, 2016	144	49-95	1988
43	12-31	2016	94	32-62	1988	145	49-96	1988
44	12-32	2016	95	33-62	1988, 2016	146	50-96	1988
45	12-33	2016	96	33-63	2016	147	51-96	1988
46	12-34	2016	97	33-64	2016	148	52-96	1988
47	13-34	2016	98	33-65	2016	149	52-97	1988
48	14-34	2016	99	33-66	2016	150	52-98	1988
49	14-35	2016	100	34-66	2016	151	52-99	1988
50	15-35	2016	101	35-66	1988, 2016	152	52-100	1988
51	15-36	2016	102	35-67	1988, 2016	153	52-101	1988
52	16-36	2016	103	35-68	1988	154	52-102	1988
53	16-37	2016	104	35-69	1988	155	52-103	1988
54	16-38	2016	105	35-70	1988	156	53-103	1988
55	16-39	2016	106	35-71	1988	157	53-104	1988
56	16-40	2016	107	36-71	1988	158	53-105	1988
57	16-41	2016	108	37-71	1988	159	54-105	1988
58	16-42	2016	109	38-71	1988	160	54-106	1988
59	17-42	2016	110	38-72	1988	161	60-101	1977
60	18-42	2016	111	38-73	1988	162	61-101	1977

# ATLANTA BRAVES MONTHLY RECORDS

Year		March/April W-L	May W-L	June W-L	July W-L	August W-L	Sept/Oct W-L	Pre All-Star W-L	Post All-Star W-L	Totals
1966	H	4-4	5-9	9-12	6-4	7-4	12-5	18-25	25-13	43-38
	A	6-4	5-10	5-5	8-8	8-8	10-4	23-22	19-17	42-39
	T	10-8	10-19	14-17	14-12	15-12	22-9	41-47	44-30	85-77
1967	H	8-2	9-5	8-5	9-5	8-4	6-12	28-13	20-20	48-33
	A	1-5	4-9	7-10	6-6	7-13	4-9	14-26	15-26	29-52
	T	9-7	13-14	15-15	15-11	15-17	10-21	42-39	35-46	77-85
1968	H	5-4	8-8	8-6	9-7	5-10	6-5	23-20	18-20	41-40
	A	3-6	9-3	6-9	7-8	8-8	7-7	20-20	20-21	40-41
	T	8-10	17-11	14-15	16-15	13-18	13-12	43-40	38-41	81-81
1969	H	9-1	8-6	12-8	7-3	3-10	11-3	34-16	16-15	50-31
	A	5-6	6-3	4-6	9-13	10-6	9-4	22-26	21-12	43-38
	T	14-7	14-9	16-14	16-16	13-16	20-7	56-42	37-27	93-69
1970	H	3-6	11-2	5-7	9-10	8-4	6-10	24-22	18-17	42-39
	A	7-5	6-6	5-9	4-8	7-10	5-8	18-22	16-25	34-47
	T	10-11	17-8	10-16	13-18	15-14	11-19	42-44	34-42	76-86
1971	H	4-9	7-2	10-7	9-4	8-10	5-7	23-19	20-20	43-39
	A	6-2	5-15	6-10	10-4	5-5	7-5	21-29	18-12	39-41
	T	10-11	12-17	16-17	19-8	13-15	12-12	44-48	38-32	82-80
1972	H	3-6	6-4	4-4	4-8	6-10	6-9	20-19	16-22	36-41
	A	4-2	5-10	9-10	11-6	5-9	7-3	22-30	12-13	34-43
	T	7-8	11-14	13-14	15-14	11-19	13-12	42-49	28-35	70-84
1973	H	4-5	4-6-1	10-5	7-13	8-5	7-6	25-27-1	15-13	40-40-1
	A	3-8	6-11	6-10	8-4	9-3	4-9	20-30	16-15	36-45
	T	7-13	10-17-1	16-15	15-17	17-8	11-15	45-57-1	31-28	76-85-1
1974	H	9-6	5-4	9-5	6-11	9-3	8-6	25-24	21-11	46-35
	A	2-6	10-6	7-8	6-5	10-6	7-8	25-25	17-14	42-39
	T	11-12	15-10	16-13	12-16	19-9	15-14	50-49	38-25	88-74
1975	H	6-4	7-4	4-9	9-10	6-9	5-7	23-22	14-21	37-43
	A	6-8	3-11	7-7	5-6	6-9	3-10	17-27	13-24	30-51
	T	12-12	10-15	11-16	14-16	12-18	8-17	40-49	27-45	67-94
1976	H	4-3	2-13	8-5	6-7	8-8	6-11	18-24	16-23	34-47
	A	4-6	6-8	10-6	6-8	5-9	5-8	22-21	14-24	36-45
	T	8-9	8-21	18-11	12-15	13-17	11-19	40-45	30-47	70-92
1977	H	6-6	5-7	10-8	5-4	9-8	5-8	22-23	18-18	40-41
	A	2-6	4-13	1-7	4-14	2-11	8-9	12-34	9-26	21-60
	T	8-12	9-20	11-15	9-18	11-19	13-17	34-57	27-44	61-101
1978	H	4-7	8-5	7-5	10-7	6-9	4-9	23-19	16-23	39-42
	A	2-7	4-8	6-11	7-6	5-8	6-11	14-28	16-23	30-51
	T	6-14	12-13	13-16	17-13	11-17	10-20	37-47	32-45	69-93
1979	H	4-7	6-7	7-6	8-10	3-6	6-9	24-26	10-19	34-45
	A	3-6	5-11	6-10	4-7	7-10	7-5	15-27	17-22	32-49
	T	7-13	11-18	13-16	12-17	10-16	13-14	39-53	27-41	66-94
1980	H	6-4	7-4	7-6	11-7	9-4	10-5	25-15	25-15	50-30
	A	0-7	4-11	8-7	3-8	10-7	6-10	12-25	19-25	31-50
	T	6-11	11-15	15-14	14-15	19-11	16-15	37-40	44-40	81-80
1981	H	3-6	7-7-1	1-2	Strike	4-4	7-8	11-15-1	11-12	22-27-1
	A	6-4	6-6	2-4	Strike	8-5	6-10	14-14	14-15	28-29
	T	9-10	13-13-1	3-6	Strike	12-9	13-18	25-29-1	25-27	50-56-1
1982	H	8-5	5-7	6-6	10-7	7-7	6-7	25-22	17-17	42-39
	A	8-0	6-8	12-3	6-4	6-11	9-8	26-11	21-23	47-34
	T	16-5	11-15	18-9	16-11	13-18	15-15	51-33	38-40	89-73
1983	H	10-1	8-6	8-6	10-4	3-8	7-9	29-14	17-20	46-34
	A	4-4	8-6	8-7	8-7	9-8	5-8	20-17	22-23	42-40
	T	14-5	16-12	16-13	18-11	12-16	12-17	49-31	39-43	88-74

ATLANTA BRAVES MONTHLY RECORDS

Year		March/April W-L	May W-L	June W-L	July W-L	August W-L	Sept/Oct W-L	Pre All-Star W-L	Post All-Star W-L	Totals
1984	H	5-8	8-3	7-7	4-8	7-10	7-7	21-10	17-23	38-43
	A	4-4	9-8	10-5	8-8	4-7	7-7	25-21	17-18	42-39
	T	9-12	17-11	17-12	12-16	11-17	14-14	46-41	34-41	80-82
1985	H	3-6	8-8	7-7	6-7	5-9	3-12	23-27	9-22	32-49
	A	6-4	2-8	7-7	5-8	6-8	8-12	16-20	18-27	34-47
	T	9-10	10-16	14-14	11-15	11-17	11-24	39-47	27-49	66-96
1986	H	4-8	8-2	8-6	4-8	7-6	10-10	22-20	19-20	41-40
	A	3-4	10-8	6-8	3-11	8-7	1-11	20-26	11-23	31-49
	T	7-12	18-10	14-14	7-19	15-13	11-20	42-46	30-43	72-89
1987	H	4-5	9-6	7-8	6-8	7-4	9-8	24-25	18-14	42-39
	A	5-7	7-6	4-8	3-9	4-13	4-10	17-21	10-32	27-53
	T	9-12	16-12	11-16	9-17	11-17	13-18	41-46	28-46	69-92
1988	H	1-11	5-6	6-8	5-9	5-9	6-8	15-28	13-23	28-51
	A	2-5	7-8	4-10	4-11	5-10	3-10	15-26	11-29	26-55
	T	3-16	12-14	10-18	9-20	10-19	9-18	30-54	24-52	54-106
1989	H	5-4	8-8	4-9	8-10	3-6	5-9	20-25	13-21	33-46
	A	5-11	4-6-1	6-8	3-6	7-12	5-8	16-26-1	14-25	30-51-1
	T	10-15	12-14-1	10-17	11-16	10-18	10-17	36-51-1	27-46	63-97-1
1990	H	3-8	7-5	6-7	6-9	7-9	8-6	17-23	20-21	37-44
	A	1-5	6-9	7-8	4-10	4-10	6-11	16-24	12-29	28-53
	T	4-13	13-14	13-15	10-19	11-19	14-17	33-47	32-50	65-97
1991	H	2-6	8-6	7-8	11-3	11-6	9-4	18-22	30-11	48-33
	A	6-4	9-3	5-9	5-7	8-5	13-7	21-18	25-17	46-35
	T	8-10	17-9	12-17	16-10	19-11	22-11	39-40	55-28	94-68
1992	H	7-3	5-7	13-2	6-6	8-6	12-6	28-15	23-15	51-30
	A	4-8	7-9	6-4	10-3	11-4	9-6	21-22	26-12	47-34
	T	11-11	12-16	19-6	16-9	19-10	21-12	49-37	49-27	98-64
1993	H	5-7	7-5	10-5	9-3	7-6	13-4	26-18	25-12	51-30
	A	7-6	10-5	5-6	10-6	12-1	9-4	24-21	29-7	53-28
	T	12-13	17-10	15-11	19-9	19-7	22-8	50-39	54-19	104-58
1994	H	4-5	8-6	11-5	8-8	-	Strike	25-20	6-4	31-24
	A	11-3	8-4	6-5	6-6	6-4	Strike	27-13	10-9	37-22
	T	15-8	16-10	17-10	14-14	6-4	Strike	52-33	16-13	68-46
1995	H	2-0	7-7	8-8	10-2	9-6	8-5	23-15	21-13	44-28
	A	2-1	9-5	7-4	10-5	10-4	8-7	21-10	25-16	46-26
	T	4-1	16-12	15-12	20-7	19-10	16-12	44-25	46-29	90-54
1996	H	8-6	12-3	11-6	7-3	10-5	8-2	33-17	23-8	56-25
	A	8-5	7-3	4-7	8-8	9-5	4-13	21-16	19-25	40-41
	T	16-11	19-6	15-13	15-11	19-10	12-15	54-33	42-33	96-66
1997	H	12-2	8-6	5-5	9-6	8-6	8-6	25-13	25-18	50-31
	A	7-4	9-5	11-7	8-5	8-5	8-4	32-17	19-13	51-30
	T	19-6	17-11	16-12	17-11	16-11	16-10	57-30	44-31	101-61
1998	H	10-4	15-4	7-7	6-4	9-4	9-2	35-15	21-10	56-25
	A	8-5	6-5	8-4	12-5	9-6	7-6	24-14	26-17	50-31
	T	18-9	21-9	15-11	18-9	18-10	16-8	59-29	47-27	106-56
1999	H	7-4	10-6	7-5	8-4	11-1	11-4	29-17	27-8	56-25
	A	8-3	6-7	9-6	8-8	10-6	8-5	26-17	21-17	47-34
	T	15-7	16-13	16-11	16-12	21-7	19-9	55-34	48-25	103-59
2000	H	13-2	6-3	8-7	8-5	7-7	9-6	28-15	23-15	51-30
	A	5-4	11-7	5-8	9-4	7-8	7-6	24-21	20-16	44-37
	T	18-6	17-10	13-15	17-9	14-15	16-12	52-36	43-31	95-67
2001	H	5-4	11-7	4-6	8-8	5-12	7-4	22-19	18-22	40-41
	A	7-10	3-5	15-3	7-3	7-4	9-8	27-19	21-14	48-33
	T	12-14	14-12	19-9	15-11	12-16	16-12	49-38	39-36	88-74

FRONT OFFICE

MANAGER & STAFF

PLAYER BIOS

SEASON IN REVIEW

PLAYER DEVELOPMENT

BRAVES HISTORY

OPPONENTS

MISCELLANEOUS

ATLANTA BRAVES MONTHLY RECORDS

FRONT OFFICE

MANAGER & STAFF

PLAYER BIOS

SEASON IN REVIEW

PLAYER DEVELOPMENT

BRAVES HISTORY

OPPONENTS

MISCELLANEOUS

Year		March/April W-L	May W-L	June W-L	July W-L	August W-L	Sept/Oct W-L	Pre All-Star W-L	Post All-Star W-L	Totals
<b>2002</b>	H	8-8	8-5	10-2	10-4	7-3-1	9-6	31-17	21-11-1	52-28-1
	A	4-7	10-5	11-3	8-4	9-8	7-4	25-15	24-16	49-31
	T	12-15	18-10	21-5	18-8	16-11-1	16-10	56-32	45-27-1	101-59-1
<b>2003</b>	H	10-6	9-3	8-3	11-4	8-5	9-5	30-13	25-13	55-26
	A	7-4	11-5	6-8	9-4	8-7	5-7	31-19	15-16	46-35
	T	17-10	20-8	14-11	20-8	16-12	14-12	61-32	40-29	101-61
<b>2004</b>	H	6-3	6-7	7-8	10-4	10-4	10-6	22-19	27-13	49-32
	A	5-7	8-8	5-7	10-2	10-4	9-6	23-23	24-11	47-34
	T	11-10	14-15	12-15	20-6	20-8	19-12	45-42	51-24	96-66
<b>2005</b>	H	7-4	10-3	7-5	11-2	7-9	11-5	29-14	24-14	53-28
	A	7-6	4-10	8-8	7-6	7-5	4-9	21-25	16-19	37-44
	T	14-10	14-13	15-13	18-8	14-14	15-14	50-39	40-33	90-72
<b>2006</b>	H	4-5	9-3	2-12	7-8	8-7	10-6	21-23	19-18	40-41
	A	6-9	9-8	4-9	7-2	7-6	6-8	19-26	20-16	39-42
	T	10-14	18-11	6-21	14-10	15-13	16-14	40-49	39-34	79-83
<b>2007</b>	H	7-4	8-7	7-10	6-5	6-6	10-5	22-21	22-16	44-37
	A	9-5	6-7	6-5	7-8	7-9	5-7	25-21	15-20	40-41
	T	16-9	14-14	13-15	13-13	13-15	15-12	47-42	37-36	84-78
<b>2008</b>	H	8-4	14-3	6-7	4-9	4-9	7-6	30-18	13-20	43-38
	A	4-11	3-9	5-9	6-6	5-11	6-6	15-32	14-20	29-52
	T	12-15	17-12	11-16	10-15	9-20	13-12	45-50	27-40	72-90
<b>2009</b>	H	4-5	7-7	8-9	8-3	8-6	5-11	21-21	19-20	40-41
	A	6-6	8-7	3-6	8-8	9-5	12-3	22-24	24-11	46-35
	T	10-11	15-14	11-15	16-11	17-11	17-14	43-45	43-31	86-76
<b>2010</b>	H	6-4	11-2	11-3	6-4	14-5	8-7	30-10	26-15	56-25
	A	3-10	9-6	6-8	7-7	4-6	6-9	23-26	13-20	35-46
	T	9-14	20-8	17-11	13-11	18-11	14-16	53-36	39-35	91-71
<b>2011</b>	H	4-7	12-6	6-4	13-5	8-4	5-8	28-18	19-16	47-34
	A	8-9	5-5	11-5	5-6	9-5	4-10	26-20	16-19	42-39
	T	12-15	17-11	17-9	16-11	17-9	9-18	54-38	35-35	89-73
<b>2012</b>	H	7-3	5-8	6-8	11-5	7-6	12-3	20-22	28-11	48-33
	A	7-6	9-7	7-4	7-3	8-8	8-7	26-17	20-18	46-35
	T	14-9	14-15	13-12	18-8	15-14	20-10	46-39	48-29	94-68
<b>2013</b>	H	8-2	8-5	12-4	9-4	12-3	7-7	31-15	25-10	56-25
	A	9-7	7-8	4-8	6-7	8-4	6-7	23-26	17-15	40-41
	T	17-9	15-13	16-12	15-11	20-7	13-14	54-41	42-25	96-66
<b>2014</b>	H	9-3	9-9	3-6	10-6	8-5	3-10	25-19	17-20	42-39
	A	8-6	4-7	12-7	3-7	6-9	4-8	27-24	10-20	37-44
	T	17-9	13-16	15-13	13-13	14-14	7-18	52-43	27-40	79-83
<b>2015</b>	H	4-6	8-4	7-6	7-4	7-10	9-9	23-17	19-22	42-39
	A	6-6	7-9	4-10	3-12	1-10	4-9	19-30	6-26	25-56
	T	10-12	15-13	11-16	10-16	8-20	13-18	42-47	25-48	67-95
<b>2016</b>	H	1-12	4-10	7-10	4-6	5-6	10-6	13-34	18-16	31-50
	A	4-6	6-8	5-6	6-10	8-9	8-4	18-24	19-19	37-43
	T	5-18	10-18	12-16	10-16	13-15	18-10	31-58	37-35	68-93
<b>2017</b>	H	4-3	6-9	10-8	3-5	6-11	8-8	20-22	17-22	37-44
	A	6-10	6-7	6-4	7-10	5-6	5-9	22-23	13-23	35-46
	T	10-13	12-16	16-12	10-15	11-17	13-17	42-45	30-45	72-90
<b>2018</b>	H	8-4	6-7	9-6	5-6	7-8	8-7	25-20	18-18	43-38
	A	8-7	11-5	5-5	5-7	10-5	8-5	27-22	20-12	47-34
	T	16-11	17-12	14-11	10-13	17-13	16-12	52-42	38-30	90-72
<b>2019</b>	H	9-9	5-6	10-2	6-6	11-4	9-4	28-19	22-12	50-31
	A	5-6	11-6	10-6	8-4	8-5	5-7	26-18	21-16	47-34
	T	14-15	16-12	20-8	14-10	19-9	14-11	54-37	43-28	97-65

# ATLANTA BRAVES YEAR-BY-YEAR ATTENDANCE

Year	HOME			ROAD		
	Attendance	Dates	Average	Attendance	Dates	Average
1966	1,539,801	76	20,260	1,398,368	77	18,160
1967	1,389,222	80	17,365	1,226,510	72	17,035
1968	1,126,540	80	14,081	1,121,620	72	15,578
1969	1,458,320	74	19,707	1,346,487	74	18,196
1970	1,078,848	74	14,579	1,352,365	74	18,275
1971	1,006,320	76	13,241	1,456,512	75	19,420
1972	752,973	68	11,073	1,396,486	71	19,669
1973	800,655	68	11,774	1,546,201	77	20,081
1974	981,085	75	13,081	1,685,587	76	22,179
1975	534,672	73	7,324	1,375,545	77	17,862
1976	818,179	71	11,524	1,197,982	75	15,973
1977	872,464	80	10,906	1,383,686	76	18,206
1978	904,494	75	12,060	1,594,956	76	20,986
1979	769,465	75	10,260	1,636,611	76	21,534
1980	1,048,411	77	13,616	1,544,747	78	19,804
1981*	535,418	49	10,297	1,152,852	56	20,587
1982	1,801,985	78	23,102	1,985,595	79	25,134
1983	2,119,935	77	27,532	1,855,533	78	23,789
1984	1,724,892	79	21,834	1,635,406	77	21,239
1985	1,350,137	79	17,090	1,658,044	79	20,988
1986	1,387,181	80	17,340	1,840,076	79	23,292
1987	1,217,402	80	15,218	1,911,559	79	24,197
1988	848,089	76	11,159	1,819,007	77	23,623
1989	984,930	77	12,791	1,936,802	78	24,831
1990	980,129	76	12,896	1,854,478	78	23,775
1991	2,140,217	79	27,091	1,927,285	80	24,091
1992	3,077,400	80	38,468	2,130,793	79	26,972
1993	3,884,720#	81	47,960	2,944,157	81	36,348
1994*	2,539,240	54	47,023	2,201,468	57	38,622
1995*	2,561,831	72	35,581	2,021,878	72	28,082
1996	2,901,242	81	35,818	2,417,089	81	30,596
1997	3,464,488	81	42,771	2,353,270	80	29,416
1998	3,361,350	81	41,498	2,699,383	81	33,326
1999	3,284,897	81	40,554	2,479,058	81	30,988
2000	3,234,301	81	39,930	2,533,903	81	31,674
2001	2,823,494	81	34,858	2,303,545	80	28,794
2002	2,603,482	81	32,142	2,121,286	79	26,852
2003	2,401,084	79	30,393	2,293,054	81	28,309
2004	2,322,565	79	29,400	2,400,007	80	30,000
2005	2,521,527	80	31,519	2,653,372	81	32,758
2006	2,550,524	80	31,882	2,412,534	79	30,538
2007	2,745,210	81	33,891	2,739,674	81	33,823
2008	2,532,834	81	31,270	2,694,281	79	34,105
2009	2,373,631	81	29,304	2,560,615	81	31,613
2010	2,510,119	81	30,989	2,527,550	81	31,204
2011	2,372,940	79	30,037	2,487,412	80	31,093
2012	2,420,171	81	29,879	2,586,832	81	31,936
2013	2,548,679	81	31,465	2,498,497	81	30,846
2014	2,354,305	81	29,065	2,495,133	81	25,025
2015	2,001,392	80	25,017	2,405,662	81	29,700
2016	2,020,914	81	24,950	2,242,131	80	28,027
2017	2,505,252	81	30,929	2,309,180	79	29,230
2018	2,555,781	81	31,553	2,253,950	81	27,827
2019	2,655,100	81	32,779	2,306,381	80	28,830
<b>Totals</b>	<b>105,363,341</b>	<b>4,165</b>	<b>25,297</b>	<b>109,052,141</b>	<b>4,183</b>	<b>26,070</b>

Note: Since 1993, totals are tickets sold;

\* Strike Season;

# Franchise record

# BRAVES ATTENDANCE RECORDS

## TEN LARGEST ATLANTA REGULAR-SEASON HOME CROWDS

Date	Attendance	Opponent	Score
1. October 2, 2010	54,296xC	Philadelphia Phillies	0-7
2. July 21, 2007	53,953x	St. Louis Cardinals	14-6
3. July 28, 2006	53,943x	New York Mets	4-6
4. April 8, 1974	53,775*	Los Angeles Dodgers	7-4
5. April 5, 2010	53,081x	Chicago Cubs	16-5
6. October 3, 2010	52,613x	Philadelphia Phillies	8-7
7. July 4, 2005	52,274x	Chicago Cubs	4-0
8. August 9, 1966	52,270*	Los Angeles Dodgers	2-1
9. September 28, 2012	51,910x	New York Mets	1-3
10. July 3, 2004	51,831x	Boston Red Sox	1-6

x-Tickets Sold; \*-at Fulton County Stadium; C-"Bobby Cox" Day

## TEN SMALLEST ATLANTA REGULAR-SEASON HOME CROWDS

Date	Attendance	Opponent	Score
1. Sept. 8, 1975	737	Houston	6-9
2. Sept. 6, 1977	877	San Francisco	2-12
3. Sept. 14, 1976	970	Houston	3-4, 4-3
4. Sept. 24, 1974	1,045	San Francisco	7-6
5. Sept. 4, 1975	1,062	San Diego	2-1
6. Sept. 3, 1975	1,119	San Diego	9-10
7. Sept. 15, 1976	1,145	Houston	3-4
8. Sept. 5, 1978	1,192	San Diego	8-1
9. Sept. 28, 1976	1,306	San Francisco	1-4
10. Sept. 17, 1973	1,362	San Diego	7-0

## HIGHEST BRAVES HOME ATTENDANCE VS. ALL CLUBS

Club	Date	Attendance	Score	Club	Date	Attendance	Score
Arizona	7/16/2003	49,127x	10-6	Baltimore	7/14/2001	50,069x	1-4
Chicago (NL)	4/5/2010	53,081x	16-5	Boston	7/3/2004	51,831x	1-6
Cincinnati	7/4/1977	50,595	5-4	Chicago (AL)	6/22/2002	47,276x	15-2
Colorado	8/4/2007	50,647x	6-4	Cleveland	6/19/2004	41,987x	4-0
Florida/Miami	9/24/2005	51,775x	6-1	Detroit	10/2/2016	51,220x	1-0
Houston	5/24/1994	49,402x	0-8	Kansas City	6/19/2010	39,109x	5-4
Los Angeles	4/8/1974	53,775	7-4	Los Angeles (AL)	6/14/2014	48,559x	6-11 (13)
Milwaukee	4/13/2012	50,635x	10-8	Minnesota	5/21/2013	28,663x	5-4 (10)
Mon./Wash.	7/27/1994	49,333x	4-1	New York (AL)	8/29/2015	49,243	1-3
New York (NL)	7/28/2006	53,943x	5-2	Oakland	8/16/2014	40,760x	4-3
Philadelphia	10/2/2010	54,296x	0-7	Seattle	6/21/08	47,158x	5-4
Pittsburgh	4/12/1966	50,671	2-3	Tampa Bay	6/7/1999	36,731x	9-5
St. Louis	7/21/2007	53,953x	14-6	Texas	6/18/2011	44,600x	4-5 (10)
San Diego	5/20/2000	49,653x	10-6	Toronto	6/27/1998	48,338x	2-0
San Francisco	6/22/1996	49,365x	6-0				

x-Tickets Sold

# ATLANTA DETAILED ATTENDANCE HIGHS

Category	Date	Attendance	Opponent	Score
Season	1993	3,884,720*x	----	----
Game (SunTrust Park)	August 17, 2019	43,619	Los Angeles (N)	4-3
Game (Turner Field)	October 2, 2010	54,296x	Philadelphia	0-7
Game (Atlanta-Fulton County)	April 8, 1974	53,775	Los Angeles	7-4
Day Game	October 2, 2010	54,296x	Philadelphia	0-7
Night Game	July 21, 2007	53,953x	St. Louis	14-6
Day Doubleheader	July 18, 1971	46,489	San Francisco	4-5, 4-2
Tw-Night Doubleheader	July 4, 1972	50,597	Chicago Cubs	5-3, 3-3
Opening Day	April 5, 2010	53,081x	Chicago Cubs	16-5
Opening Night	April 8, 1974	53,775	Los Angeles	7-4
Four-Game Series	July 18-21, 1997	196,211x	Los Angeles	----
Three-Game Series	October 1-3, 2010	158,048x	Philadelphia	----
Two-Game Series	June 24-25, 1998	98,032x	New York (A)	----
World Series Game	Oct. 23 & 24, 1996	51,881x	New York (A)	6-8, 0-1
Championship Series Game	Oct. 10, 1982	52,173	St. Louis	2-6
Division Series Game	October 5, 2003	54,357x	Chicago	1-5
Wild Card Game	October 5, 2012	52,631x	St. Louis	3-6
All-Star Game	July 25, 1972	53,107	----	NL 4, AL 3
vs. One Club, Season	1983	409,137#	Los Angeles	----
Memorial Day	May 31, 1993	45,850x	San Diego	2-1
Independence Day	July 4, 2005	52,274x	Chicago Cubs	4-0
Labor Day	September 6, 1999	41,678	St. Louis	4-1
Weeknight	April 8, 1974, (Monday)	53,775	Los Angeles	7-4
Saturday	October 2, 2010	54,296x	Philadelphia	0-7
Sunday	October 3, 2010	52,613x	Philadelphia	8-7

\* 81 dates; # 9 dates; x Tickets Sold



A sold-out Turner Field.

# ATLANTA-FULTON COUNTY STADIUM (1966-96)

Atlanta-Fulton County Stadium was home to the Braves from the 1966 season through the 1996 season. The club broke ground on April 15, 1964, and the first game was played on April 9, 1965, when Milwaukee defeated Detroit, 6-3, in an exhibition game before the 1965 regular season. The first regular-season game was played April 12, 1966, vs. Pittsburgh, and the final regular-season contest was played September 23, 1996, vs. Montreal. The final game took place on October 24, 1996, when New York defeated Atlanta, 1-0, in Game 5 of the World Series. The approximate cost of the stadium was \$18 million. The park was completed in 20 months, eight for design and 12 for construction. The architects were two Atlanta firms: Heery and Heery and Finch, Alexander, Barnes, Rothschild and Paschal. The general contractor was the Thompson and Street Company of Charlotte, NC, and Atlanta. The stadium dimensions were 330' down each line, 402' in centerfield and 385' to the power alleys. The stadium wall was 10' and the ballpark had a capacity of 52,769 for baseball. The stadium was also used by the NFL's Atlanta Falcons until the club moved into the Georgia Dome in 1992 and was used as the baseball venue for the 1996 Olympic Games.

FULTON COUNTY HOME RUNS		
UPPER LEVEL HOMERS		
Date	Player, Club	Pitcher, Club
6/10/69	Willie Smith, CHI	Ron Reed, ATL
6/22/69	Willie McCovey, SF	Gary Neibauer, ATL
4/13/70	Hank Aaron, ATL	Frank Reberger, SF
9/10/71	Earl Williams, ATL	Gaylord Perry, SF
CLUB LEVEL HOMERS		
6/20/66	Joe Torre, ATL	Chris Short, PHI
9/7/68	Jim Wynn, HOU	Phil Niekro, ATL
9/11/69	Willie McCovey, SF	Ron Reed, ATL
8/21/73	Mike Lum, ATL	Rick Wise, PHI
8/20/80	Cliff Johnson, CHI	Larry McWilliams, ATL
8/30/90	Ron Gant, ATL	Omar Olivares, STL
7/29/92	Jeff Bagwell, HOU	Tom Glavine, ATL
5/10/94	Pete Incaviglia, PHI	Steve Bedrosian, ATL
8/10/96	Fred McGriff, ATL	Curtis Leskanic, COL

## ATLANTA-FULTON COUNTY STADIUM FIRSTS

- Ground Breaking:** April 15, 1964
- Construction Finished:** April 9, 1965
- First Game:** April 12, 1966
- First Batter:** Matty Alou, Pittsburgh
- First Hit:** Gene Alley, Pittsburgh
- First Home Run:** Joe Torre, Atlanta
- First Braves Batter:** Felipe Alou
- First Hit by a Brave:** Rico Carty
- First Braves Stolen Base:** Hank Aaron
- First Braves Error:** Denis Menke

## ATLANTA-FULTON COUNTY STADIUM LASTS\*

- Last Game:** September 23, 1996  
Atlanta 3 - Montreal 1
- Attendance:** 49,083 TOG: 2:22
- Last Batter:** Moises Alou, Montreal
- Last Hit:** David Segui, Montreal
- Last Hit by a Brave:** Ryan Klesko
- Last Stolen Base:** Luis Polonia, Atlanta
- Last Braves Error:** Jermaine Dye, 9/22/96
- Last HR by a Brave:** Marquis Grissom, 9/22/96
- Winning Pitcher:** Greg Maddux

\*Last regular-season game




A look down at Atlanta-Fulton County Stadium. Photo by Joe Sebo



# TURNER FIELD (1997-2016)

Originally built to serve as the heart of the 1996 Summer Olympics, Turner Field became the home of the Braves in 1997. The team played there through the 2016 season, going 951-667 (.588) in the regular season at the park, while winning 10 NL East titles. The park sits between Ralph David Abernathy Boulevard to the north, Hank Aaron Drive to the east, Bill Lucas Drive to the south and Pollard Boulevard to the west. The \$209-million stadium began construction in 1993 and opened three years later as Centennial Olympic Stadium. The 85,000-seat structure served as the centerpiece of the 1996 Summer Olympics, housing the opening and closing ceremonies, along with track and field events. After the completion of the Paralympic Games in August, the stadium was retrofitted into a baseball only, open-air, natural grass facility over the course of seven months from September until April of 1997. Much of the north end of the stadium was taken out to install the outfield walls, while Entry Plaza, the main entrance to Turner Field, was built after 35,000 seats and part of the track-and-field complex were removed. The Braves played their first game at Turner Field on April 4, 1997, beating the Chicago Cubs, 5-4. The club drew 3,464,488 fans in their first season, the second-highest single-season total in franchise history. Over their 20 seasons at the ballpark, the Braves welcomed 52,439,513 regular season fans to Turner Field, while surpassing two million fans in every year. The Braves beat the Detroit Tigers, 1-0, in Turner Field's final game on October 2, 2016. The club moved their offices out of the ballpark in December of that year, with Georgia State University taking control after purchasing the stadium for \$22.8 million.



## TURNER FIELD FIRSTS

**First Game:** April 4, 1997 vs. Chicago Cubs  
**Attendance:** 45,044 (first sellout)  
**TOG:** 2:54      **Score:** 5-4, Braves  
**WP:** Brad Clontz      **LP:** Terry Adams  
**Save:** Mark Wohlers  
**First Pitch:** by Denny Neagle, 7:47 p.m.  
**First Batter:** Brian McRae, Chicago  
**First Braves Batter:** Kenny Lofton  
**First Hit:** Chipper Jones (single)  
**First Double:** Javy Lopez  
**First Triple:** Brian McRae, Chicago  
**First Home Run:** Michael Tucker  
**First RBI:** Michael Tucker  
**First Run Scored:** Michael Tucker  
**First Braves Stolen Base:** Chipper Jones  
**First Braves Error:** Fred McGriff  
**First Strikeout:** Mark Lemke  
**First Walk:** Chipper Jones  
**First Intentional Walk:** Sammy Sosa, Chicago

## TURNER FIELD LASTS

**Last Game:** October 2, 2016 vs. Detroit Tigers  
**Attendance:** 51,220 (last sellout)  
**TOG:** 2:47      **Score:** 1-0, Braves  
**WP:** Julio Teheran      **LP:** Justin Verlander  
**Save:** Jim Johnson  
**Last Pitch:** by Jim Johnson, 6:00 p.m.  
**Last Batter:** Justin Upton, Detroit (strikeout)  
**Last Braves Batter:** Freddie Freeman (strikeout)  
**Last Hit:** Miguel Cabrera, Detroit (single)  
**Last Braves Hit:** Adonis Garcia (single)  
**Last Double:** Jose Iglesias, Detroit  
**Last Triple:** Rio Ruiz (September 28)  
**Last Home Run:** Justin Upton, Detroit (October 1)  
**Last RBI:** Freddie Freeman  
**Last Run Scored:** Ender Inciarte  
**Last Stolen Base:** Adonis Garcia  
**Last Error:** James McCann, Detroit  
**Last Strikeout:** Justin Upton  
**Last Walk:** Nick Markakis  
**Last Intentional Walk:** Nick Markakis

# ATLANTA BRAVES OPENING DAY RESULTS

## FULTON COUNTY STADIUM ERA

Year	Date	Home/ Away	Opponent	Result	Pitchers of Record	
					Braves	Opponent
1966	4/12	H	Pittsburgh	L, 2-3 (13)	Cloninger	Schwall
1967	4/11	A	Houston	L, 1-6	Kelley	Cuellar
	4/13	H*	San Francisco	L, 0-2	Cloninger	Perry
1968	4/10	A	St. Louis	L, 1-2	Jarvis	Washburn
	4/12	H*	Cincinnati	W, 4-3	Niekro	Tsitouris
1969	4/7	H	San Francisco	W, 5-4	Stone	Linzy
1970	4/7	A	San Diego	L, 3-8	Niekro	Dobson
	4/13	H*	San Francisco	W, 9-3	Jarvis	Reberger
1971	4/5	A	Cincinnati	W, 7-4	Upshaw	Granger
	4/9	H*	Pittsburgh	L, 2-8	Jarvis	Moose
1972	4/15	A	San Diego	L, 5-6	Niekro	Kirby
	4/17	H*	Los Angeles	L, 3-8	Stone	Singer
1973	4/6	H	Houston	L, 1-2 (13)	Upshaw	Gladding
1974	4/4	A	Cincinnati	L, 6-7 (11)	Capra	C. Carroll
	4/8	H*	Los Angeles	W, 7-4	Reed	Downing
1975	4/7	A	Houston	L, 2-6	Niekro	Dierker
	4/15	H*	Houston	W, 6-1	Niekro	Richard
1976	4/9	A	San Diego	L, 2-8	Morton	Jones
	4/13	H*	Cincinnati	L, 1-6	Torrealba	Norman
1977	4/8	A	Houston	L, 2-3 (11)	Johnson	Forsch
	4/15	H*	Houston	W, 4-3	Ruthven	Lemongello
1978	4/7	H	Los Angeles	L, 4-13	Niekro	Sutton
1979	4/6	A	Houston	L, 1-2	Niekro	Richard
	4/9	H*	Cincinnati	L, 4-9	M. Mahler	Seaver
1980	4/9	A	Cincinnati	L, 0-9	Niekro	Pastore
	4/17	H*	Cincinnati	L, 1-4	Niekro	Pastore
1981	4/10	H	Cincinnati	W, 5-3	Garber	Soto
1982	4/6	A	San Diego	W, 1-0	R. Mahler	Eichelberger
	4/9	H*	Houston	W, 6-2	Boggs	Sutton
1983	4/4	A	Cincinnati	L, 4-5	Bedrosian	Soto
	4/8	H*	San Diego	W, 4-2	Bedrosian	Chiffer
1984	4/3	H	Philadelphia	L, 0-5	Barker	Carlton
1985	4/9	A	Philadelphia	W, 6-0	R. Mahler	Carlton
	4/12	H*	San Diego	L, 3-7	Camp	Hawkins
1986	4/8	H	Montreal	W, 6-0	R. Mahler	B. Smith
1987	4/7	H	Philadelphia	W, 6-0	R. Mahler	Rawley
1988	4/5	H	Chicago	L, 9-10 (13)	Acker	Bielecki
1989	4/4	A	Houston	L, 3-10	Z. Smith	Scott
	4/7	H	Los Angeles	W, 6-1	Glavine	Valenzuela
1990	4/11	H	San Francisco	L, 0-8	Glavine	Reuschel
1991	4/10	H	Los Angeles	L, 4-6	Smoltz	Belcher
1992	4/7	A	Houston	W, 2-0	Glavine	Harnisch
	4/9	H*	San Francisco	L, 4-11	Leibrandt	Burba
1993	4/5	A	Chicago	W, 1-0	Maddux	Morgan
	4/8	H*	Los Angeles	W, 6-1	Glavine	Candiotti
1994	4/4	A	San Diego	W, 4-1	Maddux	Benes
	4/12	H*	San Francisco	L, 5-7	Smoltz	Frey
1995	4/26	H	San Francisco	W, 12-5	Maddux	Mulholland
1996	4/1	H	San Francisco	W, 10-8	Maddux	Leiter

## TURNER FIELD ERA

Year	Date	Home/ Away	Opponent	Result	Pitchers of Record	
					Braves	Opponent
1997	4/1	A	Houston	L, 1-2	Smoltz	Reynolds
	4/4	H**	Chicago	W, 5-4	Clontz	Adams
1998	3/31	H	Milwaukee	W, 2-1	Ligtenberg	Wickman
1999	4/5	H	Philadelphia	L, 4-7	Glavine	Schilling
2000	4/3	H	Colorado	W, 2-0	Maddux	Astacio
2001	4/2	A	Cincinnati	W, 10-4	Valdes	Reyes
	4/3	H*	New York	L, 4-6 (10)	Ligtenberg	Cook
2002	4/1	H	Philadelphia	W, 7-2	Glavine	Person
2003	3/31	H	Montreal	L, 2-10	Maddux	Armas
2004	4/6	H	New York	L, 2-7	Ortiz	Glavine
2005	4/5	A	Florida	L, 0-9	Smoltz	Beckett
	4/8	H*	New York	W, 3-1	Thomson	Zambrano
2006	4/3	A	Los Angeles	W, 11-10	Villarreal	Lowe
	4/10	H*	Philadelphia	W, 5-3	Villarreal	Franklin
2007	4/2	A	Philadelphia	W, 5-3 (10)	Wickman	Madson
	4/6	H*	New York	L, 1-11	Redman	Pérez
2008	3/30	A***	Washington	L, 2-3	Rauch	Moylan
	3/31	H*	Pittsburgh	L, 11-12 (12)	Osoria	Boyer
2009	4/5	A	Philadelphia	W, 4-1	Lowe	Myers
	4/10	H*	Washington	W, 6-5 (10)	Campillo	Beimel
2010	4/5	H	Chicago	W, 16-5	Lowe	Zambrano
	3/31	A	Washington	W, 2-0	Lowe	Hernandez
2011	4/8	H*	Philadelphia	W, 6-3	Hudson	Lee
	4/5	A	New York	L, 0-1	Santana	Hanson
2012	4/13	H*	Milwaukee	W, 10-8	Venters	F. Rodriguez
	4/1	H	Philadelphia	W, 7-5	Avilan	Hamels
2014	3/31	A	Milwaukee	L, 0-2	Teheran	Gallardo
	4/8	H*	New York	L, 0-4	Harang	Colon
2015	4/6	A	Miami	W, 2-1	Teheran	Alvarez
	4/10	H*	New York	W, 5-3	Johnson	Montero
2016	4/4	H	Atlanta	L, 4-3 (10)	Treinen	O'Flaherty

\*Home opener;

\*\*First regular-season game played at Turner Field; \*\*\*First regular-season game played at Nationals Park

## SUNTRUST PARK ERA

Year	Date	Home/ Away	Opponent	Result	Pitchers of Record	
					Braves	Opponent
2017	4/3	A	New York (NL)	L, 0-6	Krol	Robles
	4/14	H****	San Diego	W, 5-2	Teheran	Chacin
2018	3/29	H	Philadelphia	W, 8-5	Vizcaino	Neris
2019	3/28	A	Philadelphia	L, 10-4	Teheran	Nola
	4/1	H*	Chicago (NL)	W, 8-0	Parsons	Hendricks

\*\*\*\*First regular-season game at SunTrust Park

# ATLANTA'S OPENING DAY LINEUPS

## 1966

Alou, cf  
Mathews, 3b  
Aaron, rf  
Carty, lf  
Torre, c  
Menke, ss  
Thomas, 1b  
Bolling, 2b  
Cloninger, p

## 1973

Garr, lf  
Gilbreath, 3b  
Aaron, rf  
Baker, cf  
Evans, 1b  
Johnson, 2b  
Oates, c  
Pérez, ss  
Gentry, p

## 1980

Miller, cf  
Royster, 2b  
Mathews, rf  
Hornor, 3b  
Chambliss, 1b  
Murphy, lf  
Pocoroba, c  
Gomez, ss  
Niekro, p

## 1987

James, cf  
Thomas, ss  
Roenicke, 1b  
Murphy, rf  
Griffey, lf  
Virgil, c  
Oberkfell, 3b  
Hubbard, 2b  
Mahler, p

## 1994

Sanders, cf  
Blauser, ss  
Klesko, lf  
McGriff, 1b  
Justice, rf  
Pendleton, 3b  
Lopez, c  
Lemke, 2b  
Maddux, p

## 2001

Furcal, ss  
Veras, 2b  
A. Jones, cf  
C. Jones, 3b  
Surhoff, lf  
Jordan, rf  
Lopez, c  
Brogna, 1b  
Burkett, p

## 1967

Menke, ss  
Alou, 1b  
Aaron, rf  
Torre, c  
Carty, lf  
Jones, cf  
Boyer, 3b  
Woodward, 2b  
Lemaster, p

## 1974

Garr, rf  
Lum, 1b  
Evans, 3b  
Aaron, lf  
Baker, cf  
Johnson, 2b  
Oates, c  
Robinson, ss  
Morton, p

## 1981

Washington, rf  
Hubbard, 2b  
Hornor, 3b  
Chambliss, 1b  
Murphy, cf  
Linares, lf  
Benedict, c  
Ramirez, ss  
Boggs, p

## 1988

James, cf  
Garcia, 2b  
Perry, 1b  
Murphy, rf  
Griffey, lf  
Virgil, c  
Oberkfell, 3b  
Thomas, ss  
Mahler, p

## 1995

Grissom, cf  
Blauser, ss  
Jones, 3b  
McGriff, 1b  
Justice, rf  
Lopez, c  
Kelly, lf  
Lemke, 2b  
Maddux, p

## 2002

Furcal, ss  
A. Jones, cf  
C. Jones, lf  
Sheffield, rf  
Castilla, 3b  
Surhoff, 1b  
Lopez, c  
Giles, 2b  
Glavine, p

## 1968

Alou, cf  
Jackson, ss  
Aaron, rf  
Torre, c  
Boyer, 3b  
Johnson, 1b  
Lum, lf  
Millan, 2b  
Jarvis, p

## 1975

Garr, lf  
Pérez, 2b  
Evans, 3b  
Lum, 1b  
Baker, lf  
Office, cf  
Correll, c  
Blanks, ss  
Niekro, p

## 1982

Butler, cf  
Hubbard, 2b  
Washington, rf  
Hornor, 3b  
Murphy, lf  
Chambliss, 1b  
Benedict, c  
Ramirez, ss  
Mahler, p

## 1989

L. Smith, lf  
Gregg, rf  
Perry, 1b  
Murphy, cf  
Davis, c  
Gant, 3b  
Thomas, ss  
Blauser, 2b  
Z. Smith, p

## 1996

Grissom, cf  
Blauser, ss  
Justice, rf  
McGriff, 1b  
Klesko, lf  
Lopez, c  
Lemke, 2b  
Mordecai, 3b  
Maddux, p

## 2003

Furcal, ss  
Fick, 1b  
Sheffield, rf  
C. Jones, lf  
A. Jones, cf  
Giles, 2b  
Castilla, 3b  
Blanco, c  
Maddux, p

## 1969

Alou, cf  
Millan, 2b  
Aaron, rf  
Cepeda, 1b  
Francona, lf  
Boyer, 3b  
Tillman, c  
Jackson, ss  
Jarvis, p

## 1976

Office, cf  
Royster, 3b  
Evans, 1b  
Wynn, lf  
Paciorek, rf  
Lacy, 2b  
Pocoroba, c  
Chaney, ss  
Morton, p

## 1983

Butler, cf  
Ramirez, ss  
Washington, rf  
Murphy, lf  
Hornor, 3b  
Hornor, 3b  
Chambliss, 1b  
Hubbard, 2b  
Benedict, c  
Niekro, p

## 1990

McDowell, cf  
Treadway, 2b  
Gregg, lf  
Esasky, 1b  
Murphy, rf  
Whitt, c  
Presley, 3b  
Blauser, ss  
Glavine, p

## 1997

Lofton, cf  
Lemke, 2b  
C. Jones, 3b  
McGriff, 1b  
Klesko, lf  
Tucker, rf  
Lopez, c  
Blauser, ss  
Smoltz, p

## 2004

Furcal, ss  
Giles, 2b  
C. Jones, lf  
A. Jones, cf  
Drew, rf  
Franco, 1b  
Estrada, c  
DeRosa, 3b  
Ortiz, p

## 1970

Jackson, ss  
Millan, 2b  
Aaron, rf  
Carty, lf  
Cepeda, 1b  
Gonzales, cf  
Boyer, 3b  
Didier, c  
Niekro, p

## 1977

Office, cf  
Royster, 3b  
Montanez, 1b  
Burroughs, rf  
Mathews, lf  
Pocoroba, c  
Gilbreath, 2b  
Rockett, ss  
Messersmith, p

## 1984

Washington, rf  
Royster, lf  
Murphy, cf  
Hornor, 3b  
Watson, 1b  
Ramirez, ss  
Hubbard, 2b  
Benedict, c  
Barker, p

## 1991

Sanders, lf  
Treadway, 2b  
Gant, cf  
Justice, rf  
Bream, 1b  
Pendleton, 3b  
Heath, c  
Belliard, ss  
Smoltz, p

## 1998

Weiss, ss  
Graffanino, 2b  
C. Jones, 3b  
Galarraga, 1b  
Klesko, lf  
Tucker, rf  
E. Pérez, c  
A. Jones, cf  
Maddux, p

## 2005

Furcal, ss  
Giles, 2b  
C. Jones, 3b  
A. Jones, cf  
LaRoche, 1b  
Estrada, c  
Mondesi, rf  
Jordan, lf  
Smoltz, p

## 1971

Jackson, cf  
Garr, lf  
Aaron, rf  
Cepeda, 1b  
King, c  
Millan, 2b  
Boyer, 3b  
Pérez, ss  
Niekro, p

## 1978

Royster, 2b  
Office, cf  
Mathews, rf  
Burroughs, lf  
Pocoroba, c  
Murphy, 1b  
Bonnell, 3b  
Rockett, ss  
Niekro, p

## 1985

Ramirez, ss  
Harper, rf  
Komminsk, lf  
Murphy, cf  
Hornor, 3b  
Chambliss, 1b  
Cerone, c  
Hubbard, 2b  
Mahler, p

## 1992

Sanders, cf  
Pendleton, 3b  
Gant, lf  
Justice, rf  
Bream, 1b  
Blauser, 2b  
Olson, c  
Belliard, ss  
Glavine, p

## 1999

Nixon, lf  
Boone, 2b  
C. Jones, 3b  
Jordan, rf  
Lopez, c  
Klesko, 1b  
A. Jones, cf  
Weiss, ss  
Glavine, p

## 2006

Giles, 2b  
Renteria, ss  
C. Jones, 3b  
A. Jones, cf  
LaRoche, 1b  
Francoeur, rf  
McCann, c  
Langerhans, lf  
Hudson, p

## 1972

Millan, 2b  
Garr, lf  
Aaron, rf  
Cepeda, 1b  
Williams, c  
Lum, cf  
Evans, 3b  
Pérez, ss  
Niekro, p

## 1979

Bonnell, cf  
Mathews, rf  
Hornor, 3b  
Burroughs, lf  
Lum, 1b  
Murphy, c  
Hubbard, 2b  
Frias, ss  
Niekro, p

## 1986

Washington, rf  
Ramirez, ss  
Murphy, cf  
Hornor, 1b  
Harper, lf  
Virgil, c  
Oberkfell, 3b  
Hubbard, 2b  
Mahler, p

## 1993

Nixon, cf  
Blauser, ss  
Gant, lf  
Pendleton, 3b  
Justice, rf  
Bream, 1b  
Berryhill, c  
Lemke, 2b  
Maddux, p

## 2000

Veras, 2b  
Sanders, lf  
C. Jones, 3b  
Jordan, rf  
Galarraga, 1b  
A. Jones, cf  
Pérez, c  
Weiss, ss  
Maddux, p

## 2007

Johnson, 2b  
Renteria, ss  
C. Jones, 3b  
A. Jones, cf  
McCann, c  
Francoeur, rf  
Thorman, 1b  
Langerhans, lf  
Smoltz, p

ATLANTA'S OPENING DAY LINEUPS

**2008**

Johnson, 2b  
Escobar, ss  
C. Jones, 3b  
Teixeira, 1b  
Francoeur, rf  
McCann, c  
Diaz, lf  
Kotsay, cf  
Hudson, p

**2015**

Young, Jr., cf  
Peterson, 2b  
Markakis, rf  
Freeman, 1b  
Bethancourt, c  
K.Johnson, lf  
Callaspo, 3b  
Simmons, ss  
Teheran, p

**2009**

Johnson, 2b  
Escobar, ss  
C. Jones, 3b  
McCann, c  
Anderson, lf  
Francoeur, rf  
Kotchman, 1b  
Schafer, cf  
Lowe, p

**2016**

Inciarte, cf  
Aybar, ss  
Freeman, 1b  
Garcia, 3b  
Markakis, rf  
Olivera, lf  
Pierzynski, c  
Peterson, 2b  
Teheran, p

**2010**

Cabrera, lf  
Prado, 2b  
C. Jones, 3b  
McCann, c  
Glaus, 1b  
Escobar, ss  
Heyward, rf  
McLouth, cf  
Lowe, p

**2017**

Inciarte, cf  
Swanson, ss  
Freeman, 1b  
Kemp, lf  
Markakis, rf  
Phillips, 2b  
Garcia, 3b  
Flowers, c  
Teheran, p

**2011**

Prado, lf  
McLouth, cf  
Jones, 3b  
McCann, c  
Uggl, 2b  
Heyward, rf  
Gonzalez, ss  
Freeman, 1b  
Lowe, p

**2018**

Inciarte, cf  
Albies, 2b  
Freeman, 1b  
Markakis, rf  
Flowers, c  
Tucker, lf  
Swanson, ss  
Flaherty, 3b  
Teheran, p

**2012**

Bourn, cf  
Prado, 3b  
McCann, c  
Uggl, 2b  
Freeman, 1b  
Diaz, lf  
Heyward, rf  
Pastornicky, ss  
Hanson, p

**2019**

Inciarte, cf  
Donaldson, 3b  
Freeman, 1b  
Acuña Jr., lf  
Markakis, rf  
Albies, 2b  
McCann, c  
Swanson, ss  
Teheran, p

**2013**

Simmons, ss  
Heyward, rf  
J. Upton, lf  
Freeman, 1b  
B. Upton, cf  
Uggl, 2b  
C. Johnson, 3b  
Laird, c  
Hudson, p

**2014**

Heyward, rf  
B. Upton, cf  
Freeman, 1b  
C. Johnson, 3b  
J. Upton, lf  
Uggl, 2b  
Gattis, c  
Simmons, ss  
Teheran, p



Freddie Freeman started nine consecutive Opening Days for the Braves from 2011 to 2019, setting the Atlanta franchise record for a first baseman.

FRONT OFFICE

MANAGER & STAFF

PLAYER BIOS

SEASON IN REVIEW

PLAYER DEVELOPMENT

BRVES HISTORY

OPPONENTS

MISCELLANEOUS

# ATLANTA'S OPENING DAY RECORDS

## HOME RUNS

The Braves have hit 58 home runs on Opening Day since the club moved to Atlanta in 1966. Five players (Dale Murphy, Fred McGriff, Andruw Jones, Brian McCann, and Freddie Freeman) hold the Atlanta-era record with three career homers in openers, while Joe Torre, McGriff and Edgar Renteria are the only Atlanta Braves with a multi-homer game on Opening Day. In 2018, Nick Markakis hit the only game-ending home run on Opening Day in Atlanta franchise history, driving a 1-1, ninth-inning pitch out to right field to give the Braves an 8-5 win.

### April 12, 1966 vs. Pittsburgh

Joe Torre (2)

### April 11, 1967 at Houston

Clete Boyer

### April 7, 1970 at San Diego

Orlando Cepeda

### April 4, 1974 at Cincinnati

Hank Aaron

### April 8, 1977 at Houston

Jeff Burroughs

### April 7, 1978 vs. Los Angeles

Rowland Office

Dale Murphy

Jerry Royster

### April 10, 1981 vs. Cincinnati

Dale Murphy

### April 4, 1983 at Cincinnati

Chris Chambliss

### April 8, 1986 vs. Montreal

Dale Murphy

### April 5, 1988 vs. Chicago

Ozzie Virgil

Gerald Perry

Ken Oberkfell

Andres Thomas

### April 4, 1989 at Houston

Ron Gant

Tommy Gregg

### April 10, 1991 vs. Los Angeles

David Justice

### April 4, 1994 at San Diego

Deion Sanders

Ryan Klesko

### April 26, 1995 vs. San Francisco

Fred McGriff (2)

David Justice

### April 1, 1996 vs. San Francisco

Ryan Klesko

Jeff Blausler

Fred McGriff

Mark Lemke

Jerome Walton

### April 1, 1997 at Houston

Chipper Jones

### April 5, 1999 vs. Philadelphia

Brian Jordan

### April 3, 2000 vs. Colorado

Andres Galarraga

Andruw Jones

### April 2, 2001 at Cincinnati

Andruw Jones

Rafael Furcal

### April 1, 2002 vs. Philadelphia

Vinny Castilla

Gary Sheffield

### April 6, 2004 vs. New York

Marcus Giles

### April 3, 2006 at Los Angeles

Andruw Jones

Adam LaRoche

Ryan Langerhans

### April 2, 2007 at Philadelphia

Edgar Renteria (2)

Brian McCann

### March 30, 2008 at Washington

Chipper Jones

### April 5, 2009 at Philadelphia

Brian McCann

Jeff Francoeur

Jordan Schafer\*

### April 5, 2010 vs. Chicago

Brian McCann

Jason Heyward\*

### March 31, 2011 at Washington

Jason Heyward

### April 1, 2013 vs. Philadelphia

Justin Upton

Freddie Freeman

Dan Uggla

### April 4, 2016 vs. Washington

Freddie Freeman

Adonis Garcia

### March 29, 2018 vs. Philadelphia

Freddie Freeman

Ozzie Albies

Nick Markakis^

### March 28, 2019 at Philadelphia

Matt Joyce

\*First career at-bat  
^Game-ending home run

## OPENING DAY HR LEADERS

Player	Opening Day HR
1. Dale Murphy	3
Fred McGriff	3
Andruw Jones	3
Brian McCann	3
Freddie Freeman	3
T6. Joe Torre	2
David Justice	2
Ryan Klesko	2
Edgar Renteria	2
Chipper Jones	2
Jason Heyward	2

## MOST OPENING DAY STARTS, BY POSITION

Since the club moved to Atlanta in 1966, only Chipper Jones and Andruw Jones have made at least 10 starts on Opening Day for the Braves. Jones holds the Atlanta-era record with 13 starts at third base.

<b>Manager</b> ..... Bobby Cox.....	24	<b>Shortstop</b> ..... Jeff Blausler .....	6
<b>Pitcher</b> ..... Phil Niekro .....	8	<b>Third Base</b> ..... Chipper Jones .....	13
<b>Catcher</b> ..... Brian McCann.....	8	<b>Left Field</b> ..... R. Garr, R. Klesko .....	4
<b>First Base</b> ..... Freddie Freeman.....	9	<b>Center Field</b> ..... Andruw Jones.....	10
<b>Second Base</b> ..... Glenn Hubbard.....	8	<b>Right Field</b> ..... Hank Aaron .....	8

# THE LAST TIME IT HAPPENED

## OFFENSIVE ODDITIES

### First Major League Hit as a Home Run

Ozzie Albies, in his third game, August 3, 2017 (9th inning) vs. Los Angeles (NL), off Tony Cingrani (3rd at-bat, three-run homer)

### Inside-the-Park Home Run by a Brave

Dansby Swanson, September 6, 2016 at Washington (2nd inning), off Gio Gonzalez

### Inside-the-Park Home Run by Opponent

Scott Kingery, September 10, 2019 (3rd inning) at Philadelphia, off Max Fried (solo home run)

### Brave Hit for the Cycle

Freddie Freeman, June 15, 2016 vs. Cincinnati

### Grand Slam by a Brave

Rafael Ortega, August 18, 2019 vs. Los Angeles-NL (6th inning), off Dustin May

### Grand Slam by Opponent

Anthony Rendon, July 29, 2019 (6th inning) at Washington, off Chad Sobotka

### Pinch-Hit Grand Slam by a Brave

Brian McCann, August 11, 2010 (10th inning) at Houston, off Jeff Fulchino

### Pinch-Hit Grand Slam by Opponent

Ryan Raburn, July 15, 2016 (9th inning) vs. Colorado, off Dario Alvarez

### Pinch-Hit Home Run by a Braves player

Adeiny Hechavarria, September 17, 2019 (8th inning) vs. Philadelphia, off José Álvarez

### Pinch-Hit Home Run by Opponent

Rowdy Tellez, September 2, 2019 (5th inning) vs. Toronto, off Mike Soroka

### Back-to-Back Home Runs by Braves

Adeiny Hechavarria and Adam Duvall, September 29, 2019 (11th inning) at New York-NL, off Walker Lockett

### Back-to-Back-to-Back Home Runs by Braves

Evan Gattis, Dan Uggla and Andrelton Simmons, April 14, 2014 (8th inning) at Philadelphia, off B.J. Rosenberg

### Back-to-Back Pinch-Hit Home Runs by Braves

Keith Lockhart and Javy Lopez, May 25, 1999 (9th inning) at Milwaukee, off Bob Wickman

### Back-to-Back Home Runs by Opponent

J.T. Realmuto and Bryce Harper, September 10, 2019 (1st inning) at Philadelphia, off Max Fried

### Home Run by Braves Pitcher

Jaime García, July 21, 2017 (5th inning) at Los Angeles (NL), off Alex Wood (grand slam)

### Home Run by Opposing Pitcher

Jacob deGrom, August 23, 2019 (6th inning) at New York-NL, off Mike Foltynewicz (solo homer)

### Two-Homer Game by Braves Pitcher

Derek Lilliquist, May 1, 1990 (3rd inning and 5th inning) vs. New York (NL), off Ron Darling (both solo homers)

### Two-Homer Game by Opponent Pitcher

Micah Owings, August 18, 2007 (4th inning and 6th inning) vs. Arizona, off Buddy Carlyle (both solo homers)

## PITCHING PECULIARITIES

### No-Hitter by Braves Pitcher

Kent Mercker, April 8, 1994 at Los Angeles (NL), 6-0

### No-Hitter vs. the Braves

Cole Hamels, Jake Diekmann, Ken Giles and Jonathan Papelbon, September 1, 2014 vs. Philadelphia, 7-0

### Perfect Game vs. the Braves

Randy Johnson, May 18, 2004, vs. Arizona, 2-0

### One-Hitter by Braves Pitcher

Julio Teheran, June 19, 2016, at New York (NL), 6-0

### Braves Pitcher Allowed Four Homers in a Game

Max Fried, September 10, 2019 at Philadelphia

### Consecutive Shutouts by a Braves Player

Tom Glavine, August 7, 1998 at San Francisco and August 13, 1998 at San Diego

### Three Consecutive Complete Games by a Braves Player

Greg Maddux, June 27, 1998 vs. Toronto, July 2, 1998 at Tampa Bay, July 11, 1998 at Florida

### Faced the Same Team Twice in a Series as a Starter

Alex Wood, July 9 and 12, 2015 at Colorado

### Braves Pitcher Started on Two Days of Rest or Less

Max Fried, August 7, 2018 at Washington

## MISCELLANEOUS

### Braves Scored 10+ Runs in an Inning

11 runs, April 7, 2004 (fourth inning) vs. New York (NL)

### Braves' Steal of Home

Ender Inciarte, September 19, 2018 (5th inning) vs. St. Louis (on a double steal with Freddie Freeman stealing 2nd)

### Opponent's Steal of Home

Chris Young, August 19, 2007 (3rd inning) vs. Arizona (on a double steal with Orlando Hudson stealing 2nd)

### Triple Play by the Braves

May 6, 2004 (8th inning). vs. San Diego. 3b Mike Hessman to 2b Jesse Garcia to 1b Adam LaRoche. Batter: Kerry Robinson

### Triple Play vs. Braves

August 7, 2019 (3rd inning) at Minnesota. 3b Miguel Sano to 2b Jonathan Schoop to 1b C.J. Cron. Batter: Tyler Flowers

### Last Braves Game to End in a Tie

August 15, 2002 vs. San Francisco, 3-3. Game called in top of 10th inning due to rain

### Last Suspended Braves Game

May 24, 2013 at New York (NL). Game suspended due to rain after the 8th inning with the score tied 5-5. Game resumed on May 25. Atlanta won 7-5 in 10 innings

# ATLANTA'S MOST RECENT TRADE

## NATIONAL LEAGUE

### ARIZONA DIAMONDBACKS — JULY 31, 2019

Obtained John Ryan Murphy (C) for cash.

### CHICAGO CUBS — SEPTEMBER 14, 2016

Obtained Josh Collmenter (P) for cash.

### CINCINNATI REDS — SEPTEMBER 2, 2018

Obtained Preston Tucker (OF) for cash.

### COLORADO ROCKIES — JANUARY 30, 2015

Obtained minor leaguers Chris O'Dowd (C) and Jose Briceno (C) for David Hale (P) and Gus Schlosser (P).

### MIAMI MARLINS — AUGUST 24, 2016

Obtained minor leaguer Matthew Foley (C) for Jeff Francoeur (OF).

### LOS ANGELES DODGERS — NOVEMBER 28, 2018

Obtained cash for Adam McCreery (P).

### MILWAUKEE BREWERS — AUGUST 15, 2016

Obtained cash for minor leaguer Michael McKenry (C).

### NEW YORK METS — JUNE 8, 2016

Obtained minor leaguer Akeel Morris (P) for Kelly Johnson (INF/OF) and cash.

### PHILADELPHIA PHILLIES — DECEMBER 20, 2002

Obtained Johnny Estrada (C) for Kevin Millwood (P).

### PITTSBURGH PIRATES — JANUARY 17, 2018

Obtained Shane Carle (P) for cash or a player to be named later.

### ST. LOUIS CARDINALS — MAY 20, 2017

Obtained Matt Adams (INF) and cash considerations for minor leaguer Juan Yezpez (INF).

### SAN DIEGO PADRES — OCTOBER 31, 2018

Obtained Raffy Lopez (C) for cash.

### SAN FRANCISCO GIANTS — JULY 31, 2019

Obtained Mark Melancon (P) in exchange for Dan Winkler (P) and minor leaguer Tristan Beck (P).

### WASHINGTON NATIONALS — MARCH 27, 2016

Obtained minor leaguer Tyler Moore (INF) for minor leaguer Nate Freiman (INF)

## AMERICAN LEAGUE

### BALTIMORE ORIOLES — JULY 30, 2018

Obtained Kevin Gausman (P) and Darren O'Day (P) for Evan Phillips (P) and minor leaguers Brett Cumberland (C), Jean Carlos Encarnación (INF), Bruce Zimmermann (P) and an international signing slot.

### BOSTON RED SOX — MAY 20, 2015

Obtained cash for John Cornely (P).

### CHICAGO WHITE SOX — DECEMBER 3, 2010

Obtained Scott Linebrink (P) and cash for minor leaguer Kyle Cofield (P).

### CLEVELAND INDIANS — MAY 9, 2016

Obtained minor leaguer Anthony Recker (C) for cash.

### DETROIT TIGERS — AUGUST 30, 2019

Obtained minor leaguer Caleb Thielbar (P) for cash.

### HOUSTON ASTROS — DECEMBER 20, 2017

Obtained Preston Tucker (OF) for cash or a player to be named later.

### KANSAS CITY ROYALS — AUGUST 29, 2018

Obtained Lucas Duda (1B) for a player to be named later or cash.

### LOS ANGELES ANGELS — APRIL 3, 2018

Obtained a player to be named later or cash for Akeel Morris (P).

### MINNESOTA TWINS — SEPTEMBER 8, 2019

Obtained cash considerations for minor leaguer Ryan LaMarre (OF)

### NEW YORK YANKEES — JANUARY 1, 2015

Obtained Manny Banuelos (P) for David Carpenter (P) and Chasen Shreve (P).

### OAKLAND ATHLETICS — APRIL 28, 2019

Obtained Jerry Blevins (P) for cash.

### SEATTLE MARINERS — MAY 20, 2019

Obtained Anthony Swarzak (P) and cash for Jesse Biddle (P) and Arodys Vizcaino (P).

### TAMPA BAY RAYS — JULY 26, 2018

Obtained Jonny Venters (P) for an international signing slot.

### TEXAS RANGERS — JULY 30, 2019

Obtained Chris Martin (P) for Kolby Allard (P).

### TORONTO BLUE JAYS — MAY 31, 2016

Obtained Sean Ratcliffe (P) for Jason Grilli (P) and cash.



# ATLANTA BRAVES ALL-TIME ROSTER (1966-2019)

A total of 917 players have appeared in at least one official game for the Atlanta Braves since 1966.

## A [38]

Aardsma, David, 2015  
 Aaron, Hank, 1966-74  
 Aaron, Tommie, 1968,71  
 Abbott, Kurt, 2001  
 Abernathy, Ted, 1966  
 Acker, Jim, 1986-89  
 Acosta, Manny, 2007-09  
 Acuña Jr., Ronald, 2018-19  
 Adams, Lane, 2017-18  
 Adams, Matt, 2017  
 Aker, Jack, 1974  
 Albies, Ozzie, 2017-19  
 Aldrich, Jay, 1989  
 Aldridge, Cory, 2001  
 Alexander, Doyle, 1980, 86-87  
 Alfonseca, Antonio, 2004  
 Allard, Kolby, 2018  
 Almanza, Armando, 2004  
 Alomar, Sandy, 1966  
 Alou, Felipe, 1966-69  
 Alvarez, Dario, 2016  
 Alvarez, Jose, 1981-82, 88-89  
 Anderson, Garret, 2009  
 Anderson, Josh, 2008  
 Ankiel, Rick, 2010  
 Ascanio, Jose, 2007  
 Asencio, Jairo, 2009, 2011  
 Ashby, Andy, 2000  
 Aspromonte, Bob, 1969-70  
 Asselstine, Brian, 1976-81  
 Assenmacher, Paul, 1986-89  
 Autry, Al, 1976  
 Avery, Steve, 1990-1996  
 Avilan, Luis, 2012-15  
 Ayala, Luis, 2013  
 Aybar, Erick, 2016  
 Aybar, Willie, 2006  
 Ayrault, Joe, 1996

## B [88]

Baez, Danys, 2006  
 Baker, Dusty, 1968-75  
 Baker, Jeff, 2012  
 Bako, Paul, 2000-2001  
 Bales, Lee, 1966  
 Banuelos, Manny, 2015  
 Barber, Steve, 1970-72  
 Barker, Len, 1983-85  
 Barry, Kevin, 2006-07  
 Barton, Brian, 2009  
 Batista, Miguel, 2012  
 Battle, Howard, 1999  
 Bautista, Danny, 1996-1998  
 Bautista, José, 2018  
 Beall, Bob, 1975, 78-79  
 Beachy, Brandon, 2010-13  
 Beard, Mike, 1974-77  
 Beato, Pedro, 2014  
 Beauchamp, Jim, 1967  
 Beckham, Gordon, 2016  
 Bedrosian, Steve, 1981-85, 93-95  
 Behenna, Rick, 1983  
 Belinda, Stan, 2000  
 Bell, Mike, 1990-91  
 Bell, Terry, 1987  
 Belliard, Rafael, 1991-98  
 Belleir, Rob, 1975-78

Benedict, Bruce, 1978-89  
 Bennett, Jeff, 2007-09  
 Berenguer, Juan, 1991-92  
 Bergman, Sean, 1999  
 Bernero, Adam, 2005  
 Berroa, Geronimo, 1989-90  
 Berryhill, Damon, 1991-93  
 Betemit, Wilson, 2001, 04-06  
 Bethancourt, Christian, 2013-15  
 Biddle, Jesse, 2018-19  
 Bielecki, Mike, 1991-92, '94, '96-97  
 Blair, Aaron, 2016-17  
 Blanco, Gregor, 2008-10  
 Blanco, Henry, 2002-03  
 Blankenship, Kevin, 1988  
 Blanks, Larvell, 1972-75, 80  
 Blasingame, Wade, 1966-67  
 Blauser, Jeff, 1987-97  
 Blevins, Jerry, 2019  
 Blocker, Terry, 1988-89  
 Boever, Joe, 1987-90  
 Boggs, Tommy, 1978-83  
 Bolling, Frank, 1966  
 Bong, Jung Keun, 2002-03  
 Bonifacio, Emilio, 2014, 2016-17  
 Bonilla, Bobby, 2000  
 Bonnell, Barry, 1977-79  
 Boone, Bret, 1999  
 Borbon, Pedro, 1992-1993, 95-97  
 Borowski, Joe, 1996-97  
 Boscan, J.C., 2010-12  
 Bourjos, Peter, 2018  
 Bourn, Michael, 2011-12, 2015  
 Bouton, Jim, 1978  
 Autry, Al, 1976  
 Boyer, Blaine, 2005-09  
 Boyer, Cleto, 1967-71  
 Bradford, Larry, 1977, 79-81  
 Bradley, Jed, 2016  
 Bragg, Darren, 2002-03  
 Bream, Sid, 1991-93  
 Breazeale, Jim, 1969, 71-72  
 Brigham, Jake, 2015  
 Brignac, Reid, 2016  
 Britton, Jim, 1967-69  
 Brizzolara, Tony, 1979, 83-84  
 Brock, Chris, 1997  
 Brogna, Rico, 2001  
 Brooks, Frank, 2005  
 Brower, Jim, 2005  
 Brown, Jarvis, 1994  
 Brown, Oscar, 1969-73  
 Bruce, Bob, 1967  
 Buchter, Ryan, 2014  
 Bueno, Francisley, 2008  
 Burawa, Danny, 2015  
 Burkett, John, 2000-01  
 Burroughs, Jeff, 1977-80  
 Butler, Adam, 1998  
 Butler, Brett, 1981-83  
 Byrd, Paul, 1997-98, 2004

## C [73]

Cabrera, Francisco, 1989-93  
 Cabrera, Jose, 2001  
 Cabrera, Mauricio, 2016  
 Cabrera, Melky, 2010  
 Cahill, Trevor, 2015  
 Callaspo, Alberto, 2015

Camargo, Johan, 2017-19  
 Caminiti, Ken, 2001  
 Camp, Rick, 1976-78, 80-85  
 Campbell, Dave, 1977-78  
 Campillo, Jorge, 2008-09  
 Canizares, Barbaro, 2009  
 Capellan, Jose, 2004  
 Capra, Buzz, 1974-77  
 Caraballo, Ramon, 1993  
 Cardwell, Don, 1970  
 Carle, Shane, 2018-19  
 Carlyle, Buddy, 2007-09  
 Carroll, Clay, 1966-68  
 Carpenter, David, 2013-14  
 Carpenter, David, 2015  
 Carty, Rico, 1966-72  
 Cary, Chuck, 1987-88  
 Casanova, Paul, 1972-74  
 Castilla, Vinny, 1991-1992, 2002-03  
 Castillo, Tony, 1989-91  
 Castro, Daniel, 2015-16  
 Cather, Mike, 1997-1999  
 Causey, Wayne, 1968  
 Cepeda, Orlando, 1969-72  
 Cerone, Rick, 1985  
 Cervenka, Hunter, 2016  
 Cervelli, Francisco, 2019  
 Chacin, Jhoulys, 2016  
 Chambliss, Chris, 1980-86  
 Chaney, Darrel, 1976-79  
 Charlton, Norm, 1998  
 Chavez, Jesse, 2010  
 Cheadle, Dave, 1973  
 Chen, Bruce, 1998-2000  
 Childers, Matt, 2005  
 Church, Ryan, 2009  
 Clancy, Jim, 1991  
 Clark, Glen, 1967  
 Clark, Terry, 1995  
 Clary, Marty, 1987, 89-90  
 Clevlen, Brent, 2010  
 Cline, Ty, 1966-67  
 Cloninger, Tony, 1966-68  
 Clontz, Brad, 1995-97  
 Closter, Alan, 1973  
 Ciriaco, Pedro, 2015  
 Coffman, Kevin, 1987-88  
 Colbrunn, Greg, 1997-98  
 Collins, Don, 1977  
 Collmenter, Josh, 2016  
 Colón, Bartolo, 2017  
 Colon, Roman, 2004-05  
 Colyer, Steve, 2007  
 Conrad, Brooks, 2009-11  
 Constanza, Jose, 2011-14  
 Cooper, Gary, 1980  
 Cormier, Lance, 2006-07  
 Cornely, John, 2015  
 Correll, Vic, 1974-77  
 Cortes, David, 1999  
 Cowley, Joe, 1982  
 Crowley, Terry, 1976  
 Cruz, Juan, 2004  
 Culberson, Charlie, 2018-19  
 Cunnane, Will, 2003-04  
 Cunniff, Brandon, 2015-16  
 Cunningham, Todd, 2015

**D (41)**

d'Arnaud, Chase, 2016-17  
 Dal Canton, Bruce, 1975-76  
 Davey, Mike, 1977-78  
 Davidson, Ted, 1968  
 Davies, Kyle, 2005-07  
 Davis, Jody, 1988-90  
 Davis, Mark, 1992  
 Davis, Trench, 1987  
 Dawley, Joe, 2002-03  
 Dayley, Ken, 1982-84  
 Dayton, Grant, 2019  
 Dedmon, Jeff, 1983-87  
 De La Cruz, Joel, 2016  
 de la Hoz, Mike, 1966-67  
 Delgado, Randall, 2011-12  
 Denson, Drew, 1989  
 DeRosa, Mark, 1998-2004  
 DeSalvo, Matt, 2008  
 Dessens, Elmer, 2008  
 Detwiler, Ross, 2015  
 Devereaux, Mike, 1995  
 Devine, Adrian, 1973-76, 78-79  
 Devine, Joey, 2005-07  
 Diaz, Carlos, 1982  
 Diaz, Matt, 2006-10, 2011-12  
 Dickey, R.A., 2017  
 Didier, Bob, 1969-72  
 Dietz, Dick, 1973  
 Dobson, Pat, 1973  
 Donaldson, Josh, 2019  
 Dotel, Octavio, 2007  
 Doumit, Ryan, 2014  
 Downs, Scott, 2013  
 Doyle, Paul, 1969  
 Drew, J.D., 2004  
 Drew, Tim, 2004  
 Duda, Lucas, 2018  
 Dunn, Mike, 2010  
 Durbin, Chad, 2012  
 Duvall, Adam, 2018-19  
 Dye, Jermaine, 1996

**E (14)**

Easterly, Jamie, 1974-79  
 Eave, Gary, 1988-89  
 Ebert, Derrin, 1999  
 Eden, Mike, 1976  
 Edmondson, Brian, 1998  
 Eichelberger, Juan, 1988  
 Eichhorn, Mark, 1989  
 Embree, Alan, 1997-98  
 Ennis, John, 2002  
 Esasky, Nick, 1990  
 Escobar, Yunel, 2007-10  
 Estrada, Johnny, 2003-05  
 Evans, Darrell, 1969-76, 1989  
 Eveland, Dana, 2015

**F (32)**

Fabregas, Jorge, 1999  
 Falcone, Pete, 1983-84  
 Farnsworth, Kyle, 2005  
 Fick, Robert, 2003  
 Fischer, Hank, 1966  
 Fischlin, Mike, 1987  
 Flaherty, Ryan, 2018  
 Flowers, Tyler, 2016-19  
 Floyd, Gavin, 2014  
 Foltyniewicz, Mike, 2015-19  
 Ford, Wentz, 1973

Forster, Terry, 1983-85  
 Foster, John, 2002, 05  
 Foster, Leo, 1971, 1973-74  
 Fox, Chad, 1997  
 Francisco, Juan, 2012  
 Franco, Julio, 2001-05, 2007  
 Franco, Matt, 2002-03  
 Francoeur, Jeff, 2005-09, 2016  
 Francona, Tito, 1967-69  
 Franklin, Wayne, 2006  
 Frasor, Jason, 2015  
 Freeman, Freddie, 2010-19  
 Freeman, Jimmy, 1972-73  
 Freeman, Marvin, 1990-93  
 Freeman, Sam, 2017-18  
 Freitas, David, 2017  
 Frias, Pepe, 1979  
 Fried, Max, 2017-19  
 Frisella, Danny, 1973-74  
 Fuller, John, 1974  
 Furcal, Rafael, 2000-05

**G (51)**

Galarraga, Andres, 1998-2000  
 Gallagher, Dave, 1994  
 Gant, John, 2016  
 Gant, Ron, 1987-1993  
 Garber, Gene, 1978-87  
 Garcia, Adonis, 2015-17  
 Garcia, Damaso, 1988  
 Garcia, Freddy Adrian, 1999  
 Garcia, Freddy Antonio, 2013  
 Garcia, Jaime, 2017  
 Garcia, Jesse, 2001-04  
 Garr, Ralph, 1968-75  
 Garrett, Adrian, 1966  
 Garrido, Gil, 1968-72  
 Gaston, Cito, 1967, 75-78  
 Gatewood, Aubrey, 1970  
 Gattis, Evan, 2013-14  
 Gausman, Kevin, 2018-19  
 Gearrin, Cory, 2011-12  
 Geiger, Gary, 1966-67  
 Gentry, Gary, 1973-75  
 Gilbreath, Rod, 1972-78  
 Giles, Marcus, 2001-06  
 Gilkey, Bernard, 2001  
 Giovanola, Ed, 1995-97  
 Glaus, Troy, 2010  
 Glavine, Tom, 1987-2002, 2008  
 Goggin, Chuck, 1973  
 Gohara, Luiz, 2017-18  
 Gomes, Jonny, 2015  
 Gomez, Luis, 1980-81  
 Gonzalez, Alex, 2010-11  
 Gonzalez, Mike, 2007-09  
 Gonzalez, Tony, 1969-70  
 Goodson, Ed, 1975  
 Gorecki, Reid, 2009  
 Gosselein, Phil, 2014-15  
 Gotay, Ruben, 2008  
 Graffanino, Tony, 1996-1998  
 Grant, Mark, 1990  
 Green, Nick, 2004  
 Greene, Shane, 2019  
 Greene, Tommy, 1989-90  
 Greisinger, Seth, 2005  
 Gregg, Tommy, 1988-92, 97  
 Griffey, Ken, 1986-88  
 Grilli, Jason, 2015-16  
 Grissom, Marquis, 1995-96  
 Gryboski, Kevin, 2002-05  
 Guillen, Ozzie, 1998-99  
 Guinn, Skip, 1968

**H (59)**

Hale, David, 2013-14  
 Hall, Albert, 1981-88  
 Hall, Jimmie, 1970  
 Hamilton, Billy, 2019  
 Hammond, Chris, 2002  
 Hampton, Mike, 2003-05, 2008  
 Hanna, Preston, 2075-82  
 Hanson, Tommy, 2009-12  
 Harang, Aaron, 2014  
 Hardin, Jim, 1972  
 Hargan, Steve, 1977  
 Harper, Terry, 1980-86  
 Harrell, Lucas, 2016  
 Harris, Willie, 2007  
 Harrison, Roric, 1973-75  
 Hartgraves, Dean, 1996  
 Hausman, Tom, 1982  
 Heath, Mike, 1991  
 Hechavarria, Adeiny, 2019  
 Heep, Danny, 1991  
 Helms, Wes, 1998, 2000-02  
 Henderson, Ken, 1976  
 Henry, Dwayne, 1989-90  
 Herbel, Ron, 1971  
 Hermoso, Angel, 1967  
 Hernández, Diory, 2009-11  
 Hernández, Jose, 1999  
 Hernández, Ramon, 1967  
 Hernández, Roberto, 2003  
 Hernández, Roberto, 2016  
 Herrnstein, John, 1966  
 Hesketh, Joe, 1990  
 Hessman, Mike, 2003-04  
 Heyward, Jason, 2010-14  
 Hicks, Brandon, 2010-11  
 Hill, Garry, 1969  
 Hill, Milt, 1994  
 Hinske, Eric, 2010-12  
 Hippauf, Herb, 1966  
 Hodges, Trey, 2002-04  
 Hoerner, Joe, 1972-73  
 Holbert, Ray, 1998  
 Hollandsworth, Todd, 2005  
 Hollins, Damon, 1998, 2004  
 Holmes, Darren, 2002-03  
 Horner, Bob, 1978-86  
 House, Tom, 1971-75  
 Houston, Tyler, 1996  
 Howard, Larry, 1973  
 Howell, Jay, 1993  
 Hrabosky, Al, 1980-82  
 Hriniaak, Walt, 1968-69  
 Hubbard, Glenn, 1978-87  
 Hubbard, Mike, 2000  
 Hubbard, Trinidad, 2000  
 Hudek, John, 1999  
 Hudson, Tim, 2005-13  
 Hunter, Brian, 1991-93, 1999-2000  
 Hursh, Jason, 2016

**I (3)**

Inciarte, Ender, 2016-19  
 Infante, Alexis, 1990  
 Infante, Omar, 2008-10

**J (38)**

Jackson, Alex, 2019  
 Jackson, Edwin, 2015  
 Jackson, Luke, 2017-19  
 Jackson, Sonny, 1968-74

Jacoby, Brook, 1981-83  
 Jaime, Juan, 2014-15  
 James, Chuck, 2005-08  
 James, Dion, 1987-89  
 Janish, Paul, 2012  
 Jarvis, Pat, 1966-72  
 Jaster, Larry, 1970, 72  
 Jay, Joey, 1966  
 Jenkins, Tyrell, 2016  
 Jimenez, German, 1988  
 Johnson, Bob D., 1977  
 Johnson, Bob W., 1968  
 Johnson, Chris, 2013-15  
 Johnson, Davey, 1973-75  
 Johnson, Deron, 1968  
 Johnson, Elliot, 2013  
 Johnson, Jim, 2015-16  
 Johnson, Joe, 1985-86  
 Johnson, Kelly, 2005, 07-09, 15-16  
 Johnson, Ken, 1966-69  
 Johnson, Micah, 2017  
 Johnson, Randy, 1982-84  
 Johnson, Reed, 2012-13  
 Jones, Andruw, 1996-2007  
 Jones, Brandon, 2007-09  
 Jones, Chipper, 1993, 1995-2012  
 Jones, Mack, 1966-67  
 Jordan, Brian, 1999-2001, 05-06  
 Jorgensen, Mike, 1983-84  
 Joyce, Matt, 2019  
 Joyner, Wally, 2000  
 Julio, Jorge, 2008  
 Jurrjens, Jair, 2008-11  
 Justice, David, 1989-96

## K [30]

Kamieniecki, Scott, 2000  
 Karsay, Steve, 2001  
 Kawakami, Kenshin, 2009-10  
 Kelley, Dick, 1966-68  
 Kelley, Tom, 1971-73  
 Kelly, Casey, 2016  
 Kelly, Mike, 1994-95  
 Kelly, Roberto, 1994  
 Kelly, Ryan, 2015  
 Kemp, Matt, 2016-17  
 Keough, Marty, 1966  
 Kerfeld, Charley, 1990  
 Kester, Rick, 1968-70  
 Keuchel, Dallas, 2019  
 Kimbrel, Craig, 2010-14  
 King, Hal, 1970-71  
 King, Ray, 2003  
 Klesko, Ryan, 1992-99  
 Kline, Ron, 1970  
 Kline, Steve, 1977  
 Kohn, Michael, 2015  
 Kolb, Dan, 2005  
 Komminsk, Brad, 1983-86  
 Kopacz, George, 1966  
 Kotchman, Casey, 2008-09  
 Kotsay, Mark, 2008  
 Kowitz, Brian, 1995  
 Krause, Lew, 1974  
 Kremers, Jim, 1990  
 Krol, Ian, 2016-17

## L [37]

Lacorte, Frank, 1975-79  
 Lacy, Lee, 1976  
 Laird, Gerald, 2013-14  
 Lalli, Blake, 2016  
 Langerhans, Ryan, 2002, 2005-07

LaRoche, Adam, 2004-06, 2009  
 La Russa, Tony, 1971  
 La Stella, Tommy, 2014  
 Lau, Charlie, 1967  
 Lavarnway, Ryan, 2015  
 Ledezma, Wil, 2007  
 Lee, Derrek, 2010  
 Leibrandt, Charlie, 1990-92  
 Lemaster, Denny, 1966-67  
 Lemke, Mark, 1988-97  
 Leon, Max, 1973-78  
 Lerew, Anthony, 2005-07  
 LeRoy, John, 1997  
 Ligtenberg, Kerry, 1997-2002  
 Lillibridge, Brent, 2008  
 Lilliquist, Derek, 1989-90  
 Linares, Rufino, 1981-82, 84  
 Linebrink, Scott, 2011  
 Lockhart, Keith, 1997-2002  
 Loe, Kameron, 2013  
 Lofton, Kenny, 1997  
 Logan, Boone, 2009  
 Lombard, George, 1998-2001  
 Lomon, Kevin, 1996  
 Lopez, Albie, 2002  
 Lopez, Javy, 1992-2003  
 Lowe, Derek, 2009-11  
 Luecken, Rick, 1990  
 Lugo, Julio, 2011  
 Lum, Mike, 1967-75, 79-81  
 Lunar, Fernando, 2000  
 Lyons, Steve, 1992

## M [89]

Macha, Mike, 1979  
 Maddox, Jerry, 1978  
 Maddux, Greg, 1993-2003  
 Mahay, Ron, 2007  
 Mahler, Mickey, 1977-79  
 Mahler, Rick, 1979-88, 91  
 Maholm, Paul, 2012-13  
 Malloy, Marty, 1998  
 Mann, Kelly, 1989-90  
 Marak, Paul, 1990  
 Marimón, Sugar Ray, 2015  
 Markakis, Nick, 2015-19  
 Marksberry, Matt, 2015-16  
 Marquis, Jason, 2000-2003  
 Marrero, Eli, 2004  
 Marshall, Mike, 1976-77  
 Marte, Andy, 2005  
 Martin, Chris, 2018  
 Martin, Tom, 2004-05  
 Martinez, Cristhian, 2010-13  
 Martinez, Dave, 2001  
 Martinez, Dennis, 1998  
 Martinez, Marty, 1967-68  
 Martinez, Pablo, 1996  
 Masset, Nick, 2015  
 Mather, Joe, 2011  
 Mathews, Eddie, 1966  
 Matos, Pascual, 1999  
 Matthews, Gary, 1977-80  
 Matula, Rick, 1979-81  
 Maxie, Larry, 1969  
 May, Darrell, 1995  
 May, Dave, 1975-76  
 Maybin, Cameron, 2015  
 McBride, Macay, 2005-07  
 McCann, Brian, 2005-13, 19  
 McCarthy, Brandon, 2018  
 McConnell, Sam, 2004  
 McDowell, Oddibe, 1989-90  
 McGlinchy, Kevin, 1999-01

McGriff, Fred, 1993-97  
 McKirahan, Andrew, 2015  
 McLain, Denny, 1972  
 McLaughlin, Joey, 1977, 79  
 McLaughlin, Bo, 1979  
 McLouth, Nate, 2009-11  
 McMichael, Greg, 1993-96, 2000  
 McMurtry, Craig, 1983-86  
 McQueen, Mike, 1969-72  
 McWilliams, Larry, 1978-82, 87  
 Medlen, Kris, 2009-13  
 Melancon, Mark, 2019  
 Menke, Denis, 1966-67  
 Mercker, Kent, 1989-95, 2003  
 Messersmith, Andy, 1976-77  
 Meyer, Dan, 2004  
 Millan, Felix, 1966-72  
 Miller, Corky, 2007-08  
 Miller, Ed, 1978-81  
 Miller, Norm, 1973-74  
 Miller, Shelby, 2015  
 Miller, Stu, 1968  
 Millwood, Kevin, 1997-2002  
 Minor, Mike, 2010-14  
 Minter, A.J., 2017-19  
 Mitchell, Keith, 1991  
 Mizerock, John, 1989  
 Molina, Gabe, 2000  
 Mondesi, Raul, 2005  
 Montanez, Willie, 1976-77  
 Montefusco, John, 1981  
 Moore, Alvin, 1976-77  
 Moore, Donnie, 1982-84  
 Moore, Trey, 2001  
 Mordecai, Mike, 1994-97  
 Moreno, Omar, 1986  
 Moret, Roger, 1976  
 Morrison, Jim, 1988  
 Morton, Carl, 1973-76  
 Morton, Charlie, 2008  
 Moss, Damian, 2001-02  
 Motley, Darryl, 1986-87  
 Moylan, Peter, 2006-12, 2015  
 Mulholland, Terry, 1999-2000  
 Murphy, Dale, 1976-90  
 Murphy, John Ryan, 2019  
 Murray, Matt, 1995  
 Murrell, Ivan, 1974  
 Myers, Greg, 1997, 99

## N [20]

Nahorodny, Bill, 1980-81  
 Nash, Jim, 1970-72  
 Navarro, Julio, 1970  
 Neagle, Denny, 1996-98  
 Neibauer, Gary, 1969-73  
 Nelson, Joe, 2001  
 Nettles, Graig, 1987  
 Newcomb, Sean, 2017-19  
 Nichols, Rod, 1995  
 Nicholson, Dave, 1967  
 Nied, David, 1992  
 Niekro, Joe, 1973-74  
 Niekro, Phil, 1966-83, 1987  
 Nieves, Melvin, 1992-93  
 Nitkowski, C.J., 2004  
 Nixon, Otis, 1991-93, 1999  
 Nolan, Joe, 1975, 1977-80  
 Norris, Bud, 2016  
 Norton, Greg, 2008-09  
 Nunez, Vladimir, 2008-09

**O (23)**

Oates, Johnny, 1973-75  
 Oberkfell, Ken, 1984-88  
 O'Brien, Charlie, 1994-95  
 O'Day, Darren, 2019  
 O'Dell, Billy, 1966  
 O'Flaherty, Eric, 2009-13, 2016  
 O'Neal, Randy, 1987  
 Odum, John, 1975  
 Office, Rowland, 1972, 1974-79  
 Ogando, Alexi, 2016  
 Ohman, Will, 2008  
 Oliva, Jose, 1994-95  
 Oliver, Gene, 1966-67  
 Olivera, Hector, 2015-16  
 Olivo, Chi Chi, 1966  
 Olson, Greg, 1990-93  
 Olson, Gregg, 1994  
 Olwine, Ed, 1986-88  
 Orr, Pete, 2005-07  
 Ortega, Rafael, 2019  
 Ortiz, Russ, 2003-04  
 Overbay, Lyle, 2012  
 Owen, Larry, 1981-83, 1985

**P (46)**

Paciorek, Tom, 1976-78  
 Page, Mike, 1968  
 Palmer, David, 1986-87  
 Panther, Jim, 1973  
 Pappas, Milt, 1968-70  
 Paronto, Chad, 2006-07  
 Parr, James, 2008-09  
 Parrett, Jeff, 1990-91  
 Parsons, Wes, 2018-19  
 Pastornicky, Tyler, 2012-14  
 Payne, Mike, 1984  
 Pecota, Bill, 1993-94  
 Pena, Alejandro, 1991-92, 95  
 Pena, Brayan, 2005-08  
 Pena, Ramiro, 2013-14  
 Pena, Tony Jr., 2006  
 Pendleton, Terry, 1991-94, 1996  
 Pepitone, Joe, 1973  
 Pérez, Carlos, 2018  
 Pérez, Eddie, 1995-2001, 04-05  
 Pérez, Eury, 2015  
 Pérez, Marty, 1971-76  
 Pérez, Odalis, 1998-2001  
 Pérez, Pascual, 1982-85  
 Pérez, Williams, 2015-16  
 Perry, Gaylord, 1981  
 Perry, Gerald, 1983-89  
 Perry, Jason, 2008  
 Peterson, Dustin, 2018  
 Peterson, Jace, 2015-17  
 Petry, Dan, 1991  
 Phillips, Brandon, 2017  
 Pierce, Jack, 1973-74  
 Pierzynski, A.J., 2015-16  
 Pocoroba, Biff, 1975-84  
 Polonia, Luis, 1995-96  
 Porter, Bob, 1981-82  
 Powell, Jay, 2005  
 Prado, Martin, 2006-12  
 Pratt, Andy, 2002  
 Pratt, Todd, 2006  
 Presley, Jim, 1990  
 Priddy, Bob, 1969-71  
 Pride, Curtis, 1998  
 Proctor, Scott, 2010-11  
 Puleo, Charlie, 1986-89

**R (47)**

Rabb, Johnny, 1985  
 Rakow, Ed, 1967  
 Ramirez, Horacio, 2003-06  
 Ramirez, Jose, 2016  
 Ramirez, Rafael, 1980-87  
 Ray, Ken, 2006  
 Raymond, Claude, 1967-69  
 Reardon, Jeff, 1992  
 Recker, Anthony, 2016-17  
 Redman, Mark, 2007  
 Reed, Michael, 2018  
 Reed, Ron, 1966-75  
 Reed, Steve, 2001  
 Reitsma, Chris, 2004-06  
 Remlinger, Mike, 1999-2002, 06  
 Renteria, Edgar, 2006-07  
 Resop, Chris, 2008, 2010  
 Reyes, Jo-Jo, 2007-10  
 Reynolds, Shane, 2003  
 Reynoso, Armando, 1991-92  
 Richards, Rusty, 1989-90  
 Richardson, Antwan, 2011  
 Ridgway, Jeff, 2008  
 Riley, Austin, 2019  
 Ring, Royce, 2007-08  
 Ritchie, Jay, 1966-67  
 Rivera, Ben, 1992  
 Rivera, Luis, 2000  
 Rivera, René, 2018  
 Robinson, Bill, 1966  
 Robinson, Craig, 1974-77  
 Rocker, John, 1998-2001  
 Rockett, Pat, 1976-78  
 Rodríguez, Sean, 2017  
 Roe, Chaz, 2016  
 Roenicke, Gary, 1987-88  
 Romero, Ed, 1989  
 Rosario, Victor, 1990  
 Ross, David, 2009-12  
 Rossy, Rico, 1991  
 Royster, Jerry, 1976-84, 1988  
 Ruiz, Chico, 1978, 1980  
 Ruiz, Rio, 2016-18  
 Runge, Paul, 1981-88  
 Russell, James, 2014  
 Russell, John, 1989  
 Ruthven, Dick, 1976-78

**S (82)**

Sadecki, Ray, 1975  
 Sadowski, Ed, 1966  
 Saito, Takashi, 2010  
 Saltalamacchia, Jarrod, 2007  
 Sammons, Clint, 2007-09  
 Sample, Billy, 1986  
 Sánchez, Anibal, 2018  
 Sánchez, Rey, 2001  
 Sánchez, Tony, 2017  
 Sanders, Deion, 1991-94  
 Sanders, Reggie, 2000  
 Santana, Danny, 2017-18  
 Santana, Ervin, 2014  
 Santorini, Al, 1968  
 Schafer, Jordan, 2009, '11, '13-14  
 Schlosser, Gus, 2014  
 Schmidt, Jason, 1995-96  
 Schneider, Dan, 1966  
 Schueler, Ron, 1972-73  
 Schuler, David, 1985  
 Schutz, Carl, 1996  
 Schwall, Don, 1966-67  
 Seanez, Rudy, 1998-2001

Seelbach, Chris, 2000-01  
 Sharperson, Mike, 1995  
 Sheets, Ben, 2012  
 Sheffield, Gary, 2002-03  
 Sherrill, George, 2011  
 Shields, Steve, 1985-86  
 Shiell, Jason, 2006  
 Shreve, Chasen, 2014  
 Simmons, Andrelton, 2012-15  
 Simmons, Shae, 2014, 2016  
 Simmons, Ted, 1986-88  
 Sims, Lucas, 2017-18  
 Simon, Randall, 1997-99  
 Sinatra, Matt, 1981-84  
 Sisco, Steve, 2000  
 Sisk, Doug, 1990-91  
 Skok, Craig, 1978-79  
 Slusarski, Joe, 2001  
 Small, Aaron, 2002  
 Small, Hank, 1978  
 Smith, Dwight, 1995-96  
 Smith, Ken, 1981-83  
 Smith, Lonnie, 1988-92  
 Smith, Pete, 1987-93  
 Smith, Malle, 2016  
 Smith, Travis, 2004, 06  
 Smith, Zane, 1984-89  
 Smoltz, John, 1988-1999, 2001-08  
 Snyder, Brandon, 2016  
 Sobkowiak, Scott, 2001  
 Sobotka, Chad, 2018-19  
 Solomon, Eddie, 1977-79  
 Soriano, Rafael, 2007-09  
 Soroka, Mike, 2018-19  
 Sosa, Elias, 1975-76  
 Sosa, Jorge, 2005-06  
 Rodríguez, Sean, 2017  
 Speck, Cliff, 1986  
 Spehr, Tim, 1997  
 Speier, Justin, 1999  
 Spikes, Charlie, 1979-80  
 Spooneybarger, Tim, 2001-02  
 Springer, Russ, 1998-99  
 St. Claire, Randy, 1991-92  
 Staehle, Marvin, 1971  
 Stanton, Mike, 1989-95  
 Stevens, Dave, 2000  
 Stewart, Chris, 2018  
 Stockman, Phil, 2006, 2008  
 Stone, George, 1967-72  
 Stubbs, Drew, 2016  
 Stull, Everett, 1999  
 Stults, Eric, 2015  
 Surhoff, B.J., 2000-02  
 Sutter, Bruce, 1985-88  
 Suzuki, Kurt, 2017-18  
 Swann, Pedro, 2000  
 Swanson, Dansby, 2016-19  
 Swarzak, Anthony, 2019  
 Swisher, Nick, 2015

**T (27)**

Tarasco, Tony, 1993-94  
 Tavarez, Julian, 2008  
 Teheran, Julio, 2011-19  
 Teixeira, Mark, 2007-08  
 Tepedino, Frank, 1973-75  
 Terdoslavich, Joey, 2013-15  
 Theiss, Duane, 1977-78  
 Thobe, Tom, 1995-96  
 Thomas, Andres, 1985-90  
 Thomas, Charles, 2004  
 Thomas, Ian, 2015  
 Thomas, Lee, 1966  
 Thomson, John, 2004-06

Thompson, Mike, 1974-75  
 Thompson, Milt, 1984-85  
 Thorman, Scott, 2006-07  
 Tillman, Bob, 1968-70  
 Tomlin, Josh, 2019  
 Torre, Joe, 1966-68  
 Torrealba, Pablo, 1975-76  
 Torrealba, Steve, 2001-02  
 Toussaint, Touki, 2018-19  
 Treadway, Jeff, 1989-92  
 Trevino, Alex, 1984  
 Tucker, Michael, 1997-98  
 Tucker, Preston, 2018  
 Tuiasosopo, Matt, 2016

## U (8)

Uecker, Bob, 1967  
 Uggla, Dan, 2011-13  
 Umbach, Arnie, 1966  
 Unroe, Tim, 2000  
 Upshaw, Cecil, 1966-73  
 Upton, B.J., 2013-14  
 Upton, Justin, 2013-14  
 Uribe, Juan, 2015

## V (18)

Valdes, Marc, 2001  
 Valdespino, Sandy, 1968  
 Valdez, Sergio, 1989-90  
 Varney, Pete, 1976  
 Varvaro, Anthony, 2011-14  
 Vasquez, Jorge, 2005  
 Vazquez, Javier, 2009  
 Vatcher, Jim, 1990  
 Vaughan, Charlie, 1966, 69  
 Veal, Donnie, 2015  
 Velazquez, Freddie, 1973  
 Venters, Jonny, 2010-12, 18-19  
 Veras, Quilvio, 2000-01  
 Versailles, Zoilo, 1971

Villarreal, Oscar, 2006-07  
 Villegas, Ismael, 2000  
 Virgil, Ozzie, 1986-88  
 Vizcaino, Arodys, 2011, 2015-19

## W (43)

Wade, Terrell, 1995-97  
 Wagner, Billy, 2010  
 Walden, Jordan, 2013-14  
 Walk, Bob, 1981-83  
 Walker, Jeremy, 2019  
 Walton, Jerome, 1996  
 Ward, Daryle, 2006  
 Ward, Duane, 1986  
 Washington, Claudell, 1981-86  
 Watson, Bob, 1982-84  
 Webb, Jacob, 2019  
 Weber, Ryan, 2015-16  
 Weiss, Walt, 1998-2000  
 Wengert, Don, 2000  
 Wessinger, Jim, 1979  
 Wetherby, Jeff, 1989  
 Whalen, Rob, 2016  
 Whisenont, Larry, 1977-79, 81-82  
 Whitt, Ernie, 1990  
 Wickman, Bob, 2006-07  
 Wilhelm, Hoyt, 1969-71  
 Willard, Jerry, 1991-92  
 Williams, Earl, 1970-72, 75-76  
 Williams, Gerald, 1998-99  
 Wilson, Bryse, 2018-19  
 Wilson, Craig, 2007  
 Wilson, Jack, 2011  
 Winkler, Dan, 2015-19  
 Wise, Dewayne, 2004  
 Wisler, Matt, 2015-17  
 Whited, Ed, 1989  
 Whiten, Mark, 1996  
 Whiteside, Matt, 2001  
 Winkelsas, Joe, 1999  
 Withrow, Chris, 2016  
 Wohlert, Mark, 1991-99

Wood, Alex, 2013-14  
 Woodall, Brad, 1994-96  
 Woodward, Chris, 2007  
 Woodward, Woody, 1966-68  
 Wright, Jaret, 2003-04  
 Wright, Kyle, 2018-19  
 Wynn, Jim, 1976

## Y (5)

Yates, Tyler, 2006-07  
 Ynoa, Huascar, 2019  
 Young, Matt, 2011  
 Young, Jr., Eric, 2015  
 Younginger, Madison, 2016

## Z (2)

Ziem, Steve, 1987  
 Zuvella, Paul, 1982-85

# ATLANTA BRAVES COACHES ROSTER (1966-2019)

Aaron, Tommie, 1979-84  
 Adair, Billy, 1967  
 Appling, Luke, 1981, 84  
 Bartirome, Tony, 1986-88  
 Baylor, Don, 1999  
 Beauchamp, Jim, 1991-98  
 Benson, Vern, 1976-77  
 Boyer, Cloyd, 1978-81  
 Burdette, Lew, 1972-73  
 Burgess, Tom, 1978  
 Busby, Jim, 1968-75  
 Cadahia, Chino, 2007-10  
 Cannizzaro, Chris, 1976-78  
**Castro, José, 2015-19**  
 Corrales, Pat, 1990-2006  
 Dal Canton, Bruce, 1987-90  
 Dews, Bobby, 1979-81, 85,  
 1997-2006  
 Dorish, Harry, 1968-71  
**Fasano, Sal, 2018-19**  
 Fletcher, Scott, 2012-14  
 Gibson, Bob, 1982-84  
 Gonzalez, Fredi, 2003-06  
 Goodman, Billy, 1968-70

Grammas, Alex, 1979  
 Haas, Eddie, 1974-77, 84  
 Hartsfield, Roy, 1973  
 Hernández, Chuck, 2017-18  
 Hitchcock, Billy, 1966-67  
 Hubbard, Glenn, 1999-2010  
 Jackson, Sonny, 1982-83  
 Jones, Clarence, 1985, 89-98  
 Kennedy, Bob, 1967  
**Kranitz, Rick, 2019**  
 Majtyka, Roy, 1988-90  
 Mathews, Eddie, 1971-72  
 Maxwell, Dal, 1982-84  
 Mazonne, Leo, 1985, 1990-2005  
 McDowell, Roger, 2006-16  
 Monchak, Al, 1986-88  
 Morales, Rich, 1987  
 Nixon, Russ, 1986-87  
 Paige, Satchel, 1968  
 Parrish, Larry, 2011  
 Pendleton, Terry, 2002-17  
 Pérez, Eddie, 2007-17  
 Pignatano, Joe, 1982-84  
 Porter, Bo, 2015-16

**Reed, Marty, 2016-19**  
 Resinger, Grover, 1966  
 Rettenmund, Merv, 2000-2001  
 Ryan, Connie, 1971, 73-74  
 Sain, Johnny, 1977, 85-86  
**Seitzer, Kevin, 2015-19**  
 Silvestri, Ken, 1966-75  
 Skinner, Bob, 1986-88  
 Snitker, Brian, 1985, 88-90, 2007-13  
 Stargell, Willie, 1986-88  
 Starrette, Herm, 1974-76  
 Sullivan, John, 1980-81  
 Tosca, Carlos, 2011-16  
 Walker, Greg, 2012-14  
 Walker, Rube, 1982-84  
 Ward, Pete, 1978  
**Washington, Ron, 2017-19**  
**Weiss, Walt, 2018-19**  
 White, Jo Jo, 1966  
 Williams, Jimmy, 1990-1996  
 Wine, Bobby, 1985, 88-90  
 Wyatt, Whitlow, 1966-67  
 Yost, Ned, 1991-2002  
**Young Sr., Eric, 2018-19**

# BOSTON/MILWAUKEE BRAVES ROSTER (1900-65)

Following is a list of players who appeared in at least one official Boston Braves/Milwaukee Braves game from 1900 to 1965.

## A

Aaron, Hank, 1954-65  
 Aaron, Tommie, 1962-65  
 Abbaticchio, Ed, 1903-05, 1910  
 Adcock, Joe, 1953-62  
 Addis, Bob, 1950-51  
 Aderholt, Morrie, 1945  
 Akers, Bill, 1932  
 Allen, Frank, 1916-17  
 Alomar, Sandy, 1964-65  
 Alou, Felipe, 1964-65  
 Anderson, William, 1925  
 Andrews, Nathan, 1943-45  
 Andrews, Stanley, 1939-40  
 Antonelli, John, 1948-50, 53, 61  
 Asmussen, Tom, 1907  
 Aspromonte, Ken, 1926  
 Atwell, Toby, 1956  
 Aubrey, Harry, 1903  
 Autry, Chick, 1909  
 Averill, Earl, 1941  
 Avila, Bobby, 1959

## B

Babich, John, 1936  
 Bagwell, William, 1923  
 Bailey, Gene, 1919-20  
 Bailey, Fred, 1916-18  
 Bailey, Edgar, 1964  
 Bailey, Harvey, 1900  
 Balas, Mike, 1938  
 Ball, James, 1907-08  
 Bancroft, David, 1924-27  
 Barbare, Walter, 1921-22  
 Barberich, Frank, 1907  
 Barkley, George, 1904-05  
 Barkley, Red, 1939  
 Barnes, Jesse, 1915-17, 23-25  
 Barnes, Virgil, 1928  
 Barnicle, George, 1939-41  
 Barrett, Red, 1943-45, 47-49  
 Barrett, Frank, 1946  
 Barrett, John, 1946  
 Barrett, Dick, 1934  
 Barron, Red, 1929  
 Barry, Shad, 1900-01  
 Bass, Doc, 1918  
 Batchelder, Joe, 1923-25  
 Bates, John, 1906-09  
 Beauchamp, James, 1965  
 Beaumont, Ginger, 1907-09  
 Beazley, John, 1947-49  
 Beck, Fred, 1909-10  
 Becker, Beals, 1908-09  
 Bedell, Howard, 1962  
 Bell, Gus, 1962-64  
 Bell, Lester, 1928-29  
 Benge, Ray, 1936  
 Benton, Lawrence, 1923-27, 35  
 Berger, Wally, 1930-37  
 Berres, Ray, 1940-41

Betts, Huck, 1932-35  
 Bickford, Vernon, 1948-53  
 Blackaby, Ethan, 1962, 64  
 Blackburne, Russell, 1919  
 Blackburn, Earl, 1915-16  
 Blanchard, John, 1965  
 Blanche, Al, 1935-36  
 Blasingame, Wade, 1963-65  
 Blosnick, Tony, 1919-23  
 Boggs, Ray, 1928  
 Bolling, Frank, 1961-65  
 Bonner, Frank, 1903  
 Bool, Albert, 1931  
 Boone, Ray, 1959-60  
 Boulets, Jake, 1907-09  
 Bowerman, Frank, 1908-09  
 Boyd, Robert, 1961  
 Boyle, Buzz, 1929-30  
 Brady, James, 1912  
 Brady, Robert, 1946-47  
 Brady, King, 1912  
 Brain, David, 1906-07  
 Brandt, Ed, 1928-35  
 Braun, John, 1964  
 Braxton, Garland, 1921-22  
 Bray, Buster, 1941  
 Bridwell, Albert, 1906-07, 11-12  
 Broskie, Sigg, 1940  
 Brown, Buster, 1909-13  
 Brown, Drummond, 1913  
 Brown, Edward, 1926-28  
 Brown, Fred, 1901-02  
 Brown, Robert, 1930-36  
 Brown, Samuel, 1906-07  
 Browne, George, 1908  
 Brubaker, Wilbur, 1943  
 Brunet, George, 1960-61  
 Brush, Robert, 1907  
 Bruton, William, 1953-60  
 Bues, Arthur, 1913  
 Buhl, Robert, 1953-62  
 Burdette, Lew, 1951-63  
 Burke, Frank, 1907  
 Burke, William, 1910-11  
 Burns, Joe, 1943  
 Burris, Paul, 1948, 50, 52-53  
 Burrus, Dick, 1925-28  
 Bush, Guy, 1936-37  
 Butler, Arthur, 1911  
 Butler, Cecil, 1962, 64

## C

Calderone, Samuel, 1954  
 Calhoun, William, 1913  
 Callahan, Joe, 1939-40  
 Camelli, Hank, 1947  
 Cameron, John, 1906  
 Campbell, Vin, 1912  
 Canavan, Hugh, 1918  
 Cannell, Rip, 1904-05  
 Cantwell, Ben, 1928-36  
 Capri, Pat, 1944  
 Cardoni, Ben, 1943-45

Carnett, Edwin, 1941  
 Carney, Pat, 1901-04  
 Carroll, Clay, 1964-65  
 Carroll, Dixie, 1919  
 Carty, Rico, 1963-65  
 Cather, Teddy, 1914-15  
 Causey, Red, 1919  
 Chadbourne, Chester, 1918  
 Chambers, Rome, 1900  
 Chaplin, Tiny, 1936  
 Chappell, Larry, 1916-17  
 Chappelle, William, 1908-09  
 Chatham, Buster, 1930-31  
 Cheney, Laurance, 1919  
 Chipman, Rob, 1950-52  
 Chrisley, Neil, 1961  
 Christenbury, Lloyd, 1919-22  
 Cimoli, Gino, 1961  
 Clark, Earl, 1927-33  
 Clarke, Joshua, 1911  
 Clarke, Boileyard, 1900  
 Clarkson, Buzz, 1952  
 Clarkson, William, 1928-29  
 Clemens, Clem, 1939, 44  
 Clements, John, 1900  
 Cline, Ty, 1963-65  
 Cloninger, Tony, 1961-65  
 Clymer, Otis, 1913  
 Cocreham, Gene, 1913-15  
 Coffey, Jack, 1909  
 Coffman, Dick, 1940  
 Cole, David, 1950-53  
 Cole, Dick, 1957  
 Collins, Cyril, 1913-14  
 Collins, Zip, 1915-17  
 Collins, James, 1900  
 Collins, William, 1910-11  
 Compton, Pete, 1915-16  
 Conatser, Clinton, 1948-49  
 Contey, Gene, 1952, 54-58  
 Conlon, Arthur, 1923  
 Connaughton, Frank, 1906  
 Connolly, Joe, 1913-16  
 Connor, Joe, 1900  
 Constable, James, 1962  
 Conway, Rip, 1918  
 Cooley, Duff, 1901-04  
 Cooney, James, 1928  
 Cooney, John, 1921-30, 38-42  
 Cooney, William, 1909-10  
 Cooper, Morton, 1945-47  
 Cooper, Walker, 1950-53  
 Coscarat, Joe, 1935-36  
 Cottier, Charles, 1959-60  
 Cottrell, Ensign, 1914  
 Courtney, Ernie, 1902  
 Cousineau, Dee, 1923-25  
 Covington, Sam, 1917-18  
 Covington, Wes, 1956-61  
 Cowan, Billy, 1965  
 Cozart, Charles, 1945  
 Crandall, Delmar, 1949-63  
 Crandall, Doc, 1918  
 Creedon, Connie, 1943

Crolius, Fred, 1901  
 Crone, Ray, 1954-57  
 Cronin, William, 1928-31  
 Crowe, George, 1952-55  
 Cruise, Walton, 1919-24  
 Crum, Calvin, 1917-18  
 Crutcher, Rich, 1914-15  
 Cuccinello, Anthony, 1936-40, 42-43  
 Culler, Richard, 1944-47  
 Cummings, Jack, 1929  
 Cunningham, Bruce, 1929-32  
 Cunningham, William, 1924  
 Cuppy, George, 1900  
 Curran, Sam, 1902  
 Curtis, Clifton, 1909-11  
 Curtis, Jack, 1962  
 Cusick, Jack, 1952

**D**

Dagenhard, John, 1943  
 Dahlen, William, 1908-09  
 Dam, Bill, 1909  
 Daniels, Jack, 1952  
 Dark, Alvin, 1946, 48-49, 60  
 Davis, George, 1913-15  
 Deal, Charles, 1913-14  
 Delahanty, James, 1904-05  
 De La Hoz, Miguel, 1964-65  
 Delaney, Arthur, 1928-29  
 Demaree, Al, 1919  
 Demaree, Frank, 1941-42  
 De Merit, John, 1957-59, 61  
 De Montreville, Gene, 1901-02  
 Dessau, Rube, 1907  
 Detwiller, Ducky, 1942, 46  
 Devlin, Arthur, 1912-13  
 De Vogt, Rex, 1913  
 Devore, Joshua, 1914  
 Dexter, Charles, 1902-03  
 Dickson, Walter, 1912-13  
 Diehl, Ernest, 1906, 09  
 Diehl, George, 1942-43  
 Dillard, Don, 1963, 65  
 DiMaggio, Vince, 1937-38  
 Dinneen, William, 1900-01  
 Dittmer, Jack, 1952-56  
 Dolan, Cozy, 1905-06  
 Doll, Arthur, 1936, 38  
 Donlin, Mike, 1911  
 Donnelly, Ed, 1911-12  
 Donnelly, Bltx, 1951  
 Donovan, Dick, 1950-52  
 Donovan, Bill, 1942-43  
 Dorner, Gus, 1906-09  
 Drabowsky, Moe, 1961  
 Dressen, William, 1931  
 Dresser, Robert, 1902  
 Drews, Frank, 1944-45  
 Dudra, John, 1941  
 Duffy, Hugh, 1900  
 Dugey, Oscar, 1913-14, 20  
 Dunlap, William, 1929-30

**E**

Earley, Tom, 1938-42, 45  
 Eason, Malcolm, 1902  
 Eays, Edwin, 1920-21

Eckhardt, Ox, 1932  
 Edelman, John, 1955  
 Edwards, Foster, 1925-28  
 Egan, Dick, 1915-16  
 Eilers, David, 1964-65  
 Elliott, Bob, 1947-51  
 Elliott, Rowdy, 1910  
 Elliott, Glenn, 1947-49  
 Elliott, Jumbo, 1934  
 Emmerich, Robert, 1923  
 English, Gilbert, 1937-38  
 Errickson, Dick, 1938-42  
 Estock, George, 1951  
 Etchison, Buck, 1943-44  
 Evans, Chick, 1909-10  
 Evers, John, 1914-17, 29

**F**

Fallenstein, Ed, 1933  
 Farrell, Doc, 1927-29  
 Farrell, Kerby, 1943  
 Felix, Gus, 1923-25  
 Ferguson, George, 1908-11  
 Fernandez, Nanny, 1942-47  
 Ferrell, Wesley, 1941  
 Fette, Louis, 1937-40, 45  
 Fillingim, Dana, 1918-23  
 Fischer, Hank, 1962-65  
 Fisher, Thomas, 1904  
 Fitzberger, Charles, 1928  
 Fitzpatrick, Ed, 1915-17  
 Flaherty, Pat, 1907-08, 11  
 Fletcher, Elbie, 1934-39, 49  
 Ford, Gene, 1936  
 Ford, Hod, 1919-23, 32-33  
 Fournier, Jacques, 1927  
 Fox, Terrence, 1960  
 Frankhouse, F.M., 1930-35, 39  
 Fraser, Chick, 1905  
 Frasier, Victor, 1937  
 Freigau, Howard, 1928  
 Freeman, John, 1900  
 Frock, Sam, 1907, 10-11  
 Funk, Franklin, 1963

**G**

Gabler, Frank, 1937-38  
 Gabrielson, L.G., 1960, 63-64  
 Gallagher, Gil, 1922  
 Gammons, Daff, 1901  
 Garms, Debs, 1937-39  
 Gautreau, Doc, 1925-28  
 Gearin, Dinty, 1924  
 Geier, Phil, 1904  
 Genewich, Joe, 1922-28  
 Gentile, Sam, 1943  
 George, Lefty, 1918  
 Geraghty, Ben, 1943-44  
 Gervais, Lefty, 1913  
 Getz, Gustave, 1909-10  
 Gibson, Frank, 1921-27  
 Giggie, Robert, 1959-60  
 Gilbert, Lawrence, 1914-15  
 Gillenwater, Carden, 1945-46  
 Gladu, Roland, 1944  
 Glossop, Alban, 1940  
 Goldsmith, Hal, 1926-28  
 Gonder, Jesse, 1965

Gonzalez, Mike, 1912  
 Good, Eugene, 1906  
 Good, Ralph, 1910  
 Good, Wilbur, 1910-11  
 Gordon, Sidney, 1950-53  
 Gorin, Charles, 1954-55  
 Gowdy, Hank, 1911-23, 29-30  
 Graham, Peaches, 1908-11  
 Graham, Kyle, 1924-26  
 Graves, Sid, 1927  
 Greenfield, Kent, 1927-29  
 Gremminger, Ed, 1902-03  
 Grempp, Buddy, 1940-42  
 Griffin, Hank, 1911-12  
 Griffith, Thomas, 1913-14  
 Grimes, Burleigh, 1930  
 Grosart, George, 1901  
 Gyselman, Rich, 1933-34

**H**

Haid, Hal, 1931  
 Haas, Eddie, 1958, 60  
 Haefner, Mickey, 1950  
 Hale, Dad, 1902  
 Hall, Robert, 1949-50  
 Hanebrink, Harry, 1953, 57-58  
 Hannifin, John, 1908  
 Hargrave, Pinky, 1932-33  
 Harley, Dick, 1905  
 Harris, David, 1925, 28  
 Hartman, Robert, 1959  
 Hartsfield, Roy, 1950-52  
 Haslin, Mickey, 1936  
 Hassett, Buddy, 1939-41  
 Hazle, Robert, 1957-58  
 Hearn, Bunn, 1918, 20  
 Hearn, Bunny, 1926-29  
 Heath, Jeff, 1948-49  
 Heltzel, Heinie, 1943  
 Hendley, Bob, 1961-63  
 Hendrickson, Donald, 1945-46  
 Henry, John, 1918  
 Henry, Snake, 1922-23  
 Herman, William, 1946  
 Hermann, Albert, 1923-24  
 Hersh, Earl, 1956  
 Hershey, Frank, 1905  
 Herzog, Buck, 1910-11, 18-19  
 Hess, Otto, 1912-15  
 Heving, Joe, 1945  
 Hickey, James, 1942, 44  
 High, Andrew, 1925-27  
 Hill, John, 1939  
 Hinton, John, 1901  
 Hitchcock, Jim, 1938  
 Hodgkin, Elmer, 1939  
 Hoeft, William, 1964  
 Hofferth, Stewart, 1944-46  
 Hoffman, Izzy, 1907  
 Hogan, Shanty, 1925-27, 33-35  
 Hogg, Brad, 1911-12  
 Hogue, Robert, 1948-51  
 Holke, Walter, 1919-22  
 Holland, Dutch, 1932-33  
 Hollingsworth, Bonnie, 1928  
 Holmes, Tom, 1942-51  
 Hood, Abie, 1925  
 Hoop, John, 1946-47

Hoover, Dick, 1952  
 Hornsby, Rogers, 1928  
 Houser, Ben, 1911-12  
 Howard, Del, 1906-07  
 Huber, Otto, 1939  
 Hughes, Tom, 1914-18  
 Hulihan, Harry, 1922  
 Hunnefield, William, 1931  
 Huston, Warren, 1944  
 Hutchings, John, 1941-42,  
 44-46  
 Hutchinson, Ira, 1937-38,  
 44-45\

**I**

Ingerton, Scotty, 1911

**J**

Jacklitsch, Fred, 1917  
 Jackson, George, 1911-13  
 James, Bernie, 1929-30  
 James, William, 1913-15, 19  
 Javery, Alva, 1940-46  
 Jay, Joe, 1953-60  
 Jeffcoat, George, 1943  
 Jester, Virgil, 1952-53  
 Jethroe, Sam, 1950-52  
 Johnson, Arthur, 1940-42  
 Johnson, Ernie, 1950-58  
 Johnson, Ken, 1965  
 Johnson, Louis, 1962  
 Johnson, Roy, 1937-38  
 Johnson, Silas, 1946-47  
 Johnston, James, 1926  
 Jolly, David, 1953-57  
 Jones, John, 1920  
 Jones, Ken, 1930  
 Jones, Mack, 1961-65  
 Jones, Percy, 1929  
 Jones, Sheldon, 1952  
 Jones, Nippy, 1957  
 Jones, William, 1911-12  
 Jordan, Buck, 1932-37  
 Joost, Eddie, 1943, 45

**K**

Kahle, Robert, 1938  
 Kahn, Owen, 1930  
 Kaiser, Albert, 1911-12  
 Kamp, Ike, 1924-25  
 Kane, Tom, 1938  
 Karl, Andy, 1947  
 Keating, Ray, 1919  
 Kelleher, John, 1924  
 Kelley, Joseph, 1908  
 Kelley, Dick, 1964-65  
 Kelly, James, 1918  
 Kelly, Joe, 1917-19  
 Kenney, Arthur, 1938  
 Kerr, Buddy, 1950-51  
 Kibbie, Hod, 1925  
 King, Lee, 1919  
 Kirke, Jay, 1911-13  
 Kittredge, Malachi, 1901-03  
 Klaus, William, 1952-53  
 Klimchock, Louis, 1962-65  
 Kling, John, 1911-12

Klobedanz, Frederick, 1902  
 Klopp, Stan, 1944  
 Kluttz, Clyde, 1942-45  
 Knetzer, Elmer, 1916  
 Knight, Jack, 1927  
 Knothe, Fritz, 1932-33  
 Knotts, Joe, 1907  
 Kolb, Gary, 1964-65  
 Konetchy, Ed, 1916-18  
 Konstanty, Jim, 1946  
 Kopf, William, 1922-23  
 Koppe, Joe, 1958  
 Koslo, Dave, 1954-55  
 Kowalik, Fabian, 1936  
 Kraft, Clarence, 1914  
 Kroh, Rube, 1912  
 Krsnich, Mike, 1960, 62  
 Kruger, Art, 1910  
 Kuczek, Steve, 1949

**L**

Lake, Fred, 1910  
 Lakeman, Albert, 1949  
 La Manna, Frank, 1940-42  
 Lane, Hunter, 1924  
 Lanfranconi, Walt, 1947  
 Lanning, John, 1936-39, 47  
 Lansing, Eugene, 1922  
 Larker, Norman, 1963  
 Larsen, Swede, 1936  
 Lary, Frank, 1964  
 Lau, Charles, 1960-61  
 Lauterborn, William, 1904-05  
 Lawson, Robert, 1901  
 Leach, Fred, 1932  
 Lee, Harold, 1933-36  
 Lee, William, 1945-46  
 Lefler, Wade, 1924  
 Leggett, Louis, 1929  
 Lemaster, Denny, 1962-65  
 Leverett, Dixie, 1929  
 Lewis, Edward, 1900  
 Lewis, William, 1935-36  
 Liddle, Don, 1953  
 Liese, Fred, 1910  
 Lindaman, Vive, 1960-09  
 Lindemann, Ernest, 1907  
 Linden, Walter, 1950  
 Lindquist, Carl, 1943-44  
 Litwhiler, Danny, 1946-48  
 Littlefield, Dick, 1958  
 Livingston, Tom, 1949  
 Loane, Bob, 1940  
 Logan, John, 1951-61  
 Logan, Bob, 1945  
 Lombardi, Ernie, 1942  
 Long, Red, 1902  
 Lopata, Stan, 1959-60  
 Lopez, Al, 1936-40  
 Lord, Bris, 1913  
 Low, Fletcher, 1915  
 Lucas, Charles, 1924-25  
 Luque, Dolf, 1914-15  
 Lush, Billy, 1901-02  
 Lyons, Al, 1948

**M**

MacFayden, Dick, 1935-39, 43  
 Mack, Joe, 1945  
 MacKenzie, Ken, 1960-61  
 Macon, Max, 1944-47  
 Madden, Tom, 1906  
 MacPherson, Harry, 1944  
 Magee, Sherry, 1915-17  
 Maggert, Harl, 1938  
 Maguire, Fred, 1929-31  
 Majeski, Hank, 1939-41  
 Malarkey, John, 1902-03  
 Malkmus, Bobby, 1957  
 Mallon, Les, 1934-35  
 Maloney, Charlie, 1908  
 Mangum, Leo, 1932-35  
 Mann, L., 1913-14, 19-20, 24-27  
 Manno, Don, 1940-41  
 Mantilla, Felix, 1956-61  
 Manville, Dick, 1950  
 Maranville, Rabbit, 1912-20, 29-35  
 Marquard, Rube, 1922-25  
 Marquez, Luis, 1951  
 Marriott, Bill, 1925  
 Marshall, Willard, 1950-52  
 Marshall, Doc, 1904  
 Martel, Marty, 1910  
 Martin, Jack, 1914  
 Martin, Bill, 1914  
 Martin, Ray, 1943, 47-48  
 Masi, Phil, 1939-49  
 Massey, Roy, 1918  
 Massey, Mike, 1917  
 Mathes, Joe, 1916  
 Mathews, Ed, 1952-65  
 Mattern, Al, 1908-12  
 Matthews, Joe, 1922  
 Mauch, Gene, 1950-51  
 Maye, Lee, 1959-65  
 Mayo, Ed, 1937-38  
 McAfee, Bill, 1931  
 McAuliffe, Gene, 1904  
 McCarthy, John, 1943, 46  
 McCarthy, Tom, 1908-09  
 McCarthy, Bill, 1906  
 McCarthy, William J., 1905  
 McCleskey, Jeff, 1913  
 McCloskey, Jim, 1936  
 McCormick, Frank, 1947-48  
 McCormick, Mike, 1946-48  
 McCreery, Tom, 1903  
 McDonald, Tex, 1913  
 McDonald, Ed, 1911-12  
 McElyea, Frank, 1942  
 McGann, Dan, 1908  
 McGee, Dan, 1934  
 McGowan, Frank, 1937  
 McInnis, Stuffy, 1923-24  
 McKechnie, William, 1913  
 McLeod, Ralph, 1938  
 McMahan, Don, 1957-62  
 McManus, Marty, 1934  
 McMillian, Roy, 1961-64  
 McNamara, Dinny, 1927-28  
 McNamara, Tim, 1922-25  
 McNichol, Ed, 1904  
 McQuillan, Hugh, 1918-22, 27  
 McTigue, Bill, 1911-13



Medwick, Joe, 1945  
 Menke, Denis, 1962-65  
 Metkovich, Catfish, 1954  
 Meyers, Chief, 1917  
 Miller, Ed, 1939-42  
 Miller, Frank, 1922-23  
 Miller, Doc, 1910-12  
 Miller, Tom, 1918-19  
 Mills, Art, 1927-28  
 Mitchell, Fred, 1913  
 Mogridge, George, 1926-27  
 Montgomery, Al, 1941

Moore, Gene, 1936-38, 40-41  
 Moore, Eddie, 1926-28  
 Moore, Randy, 1930-35  
 Moran, Al, 1938-39  
 Moran, Herbie, 1908-10, 14-15  
 Moran, Pat, 1901-05  
 More, Forrest, 1909  
 Morehead, Seth, 1961  
 Morgan, Cyril, 1921-22  
 Morgan, Joe, 1959  
 Moriarity, Ed, 1935-36  
 Moroney, Jim, 1906  
 Morrison, Guy, 1927-28  
 Morton, Bubba, 1963  
 Moss, Ray, 1931  
 Mowry, Joe, 1933-35  
 Mueller, Heinie, 1928-29  
 Mueller, Ray, 1935-38, 51  
 Muich, Joe, 1924  
 Mulligan, Dick, 1946-47  
 Murff, Red, 1956-57  
 Murphy, Dave, 1905  
 Murphy, Frank, 1901  
 Murphy, Buzz, 1918  
 Murray, James, 1914  
 Murray, Jim, 1936  
 Murtaugh, Dan, 1947  
 Myers, Hap, 1913

## N

Needham, Tom, 1904-07  
 Nehf, Art, 1915-19  
 Neill, Tom, 1946-47  
 Neis, Bernie, 1925-26  
 Nelson, Tom, 1945  
 Neun, John, 1930-31  
 Nichols, Kid, 1900-01  
 Nichols, Chet, 1951, 54-56  
 Nicholson, Fred, 1921-22  
 Niekro, Phil, 1964-65  
 Nieman, Butch, 1943-45  
 Niggeling, John, 1938, 46  
 Nixon, Al, 1921-23  
 North, Lou, 1924  
 Northrop, Jake, 1918-19  
 Nottebart, Don, 1960-62  
 Noyes, Wynn, 1913  
 Nutter, Dizzy, 1919

## O

O'Brien, John, 1959  
 O'Connell, Dan, 1954-57  
 O'Dea, Ken, 1946  
 O'Dell, Billy, 1965  
 Odum, Dave, 1943  
 Oeschger, Joe, 1919-23

Ogrodowski, Joe, 1925  
 O'Hara, Kid, 1904  
 Oliver, Gene, 1963-65  
 Olivo, Chichi, 1961, 64-65  
 Olmo, Luis, 1950-51  
 O'Neil, Mickey, 1919-25  
 O'Neill, Jack, 1906  
 Orndorff, Jesse, 1907  
 O'Rourke, Frank, 1912  
 Osborne, Wayne, 1936  
 Osinski, Dan, 1965  
 Outlaw, Jimmy, 1939

## P

Padgett, Don, 1946  
 Padgett, Ernie, 1923-25  
 Pafko, Andy, 1953-59  
 Paine, Phil, 1951, 54-57  
 Palmero, Emilio, 1928  
 Parson, Jiggs, 1910-11  
 Patton, Gene, 1944  
 Peery, Red, 1929  
 Pendleton, Jim, 1953-56  
 Perdue, Hub, 1911-14  
 Peploski, Henry, 1929  
 Pfeffer, Jeff, 1906-08, 11  
 Phillips, Damon, 1944, 46  
 Phillips, Ed, 1924  
 Phillips, Taylor, 1956-57  
 Piatt, Wiley, 1903  
 Piche, Ron, 1960-63  
 Pick, Charlie, 1919-20  
 Pickrel, Clarence, 1934  
 Piechota, Al, 1940-41  
 Pierotti, Al, 1920-21  
 Pilney, Anoy, 1936  
 Pisoni, Jim, 1959  
 Pittinger, Toggie, 1900-04  
 Pizarro, Juan, 1957-60  
 Poland, Hugh, 1943-44, 46  
 Posedel, Bill, 1939-41, 46  
 Potter, Nels, 1948-49  
 Powell, Ray, 1917-24  
 Preibisch, Mel, 1940-41  
 Prendergast, Jim, 1948  
 Pruet, Hub, 1932  
 Pyle, Ewald, 1945

## Q

Queen, Bill, 1954  
 Quinn, Jack, 1913

## R

Ragan, Pat, 1915-19  
 Ramsey, Bill, 1945  
 Randall, Newt, 1907  
 Ranew, Merritt, 1964  
 Rariden, Bill, 1909-13  
 Rawlings, John, 1917-20  
 Raymer, Fred, 1904-05  
 Raymond, Claude, 1961-63  
 Reed, Bill, 1952  
 Rehg, Wally, 1917-18  
 Reid, Earl, 1946  
 Reis, Robert, 1936-38  
 Reis, Tom, 1938  
 Reiser, Pete, 1949-50

Reulbach, Ed, 1916-17  
 Rhem, Flint, 1934-35  
 Rhief, Billy, 1930  
 Rice, Del, 1955-59  
 Rich, Woody, 1944  
 Richbourg, Lance, 1927-31  
 Richie, Lew, 1909-10  
 Rickert, Joe, 1901  
 Rickert, Marv, 1948-49  
 Rico, Art, 1916-17  
 Riconda, Harry, 1926  
 Riddle, John, 1937-38  
 Riggert, Joe, 1919  
 Riley, Jim, 1910  
 Ritchey, Claude, 1907-09  
 Roach, Mel, 1953-54, 57-61  
 Roberge, Skip, 1941-42, 46  
 Robertson, Charlie, 1927-28  
 Robertson, Gene, 1929-30  
 Robinson, Humberto, 1955-58  
 Rollings, Red, 1930  
 Roof, Phil, 1961, 64  
 Roselli, Bob, 1955-56, 58  
 Roser, Steve, 1946  
 Roser, John, 1922  
 Ross, Chet, 1939-44  
 Rowell, Bama, 1939-41, 46-47  
 Roy, Norm, 1950  
 Rudolph, Dick, 1913-20, 22, 27  
 Rush, Bob, 1958-60  
 Russell, Jim, 1948-49  
 Ruth, Babe, 1935  
 Ryan, Connie, 1943-44, 46-50  
 Ryan, Rasy, 1925-26

## S

Sadowski, Bob, 1963-65  
 Sain, John, 1942, 46-51  
 St. Claire, Ebba, 1951-53  
 Salkeld, Bill, 1948-49  
 Samuel, Amado, 1962-63  
 Sanders, Raymond, 1946, 1948-58  
 Sandlock, Mike, 1942, 44  
 Salvo, Manny, 1940-43  
 Sauer, Ed, 1949  
 Sawatski, Carl, 1957-58  
 Scalzi, John, 1931  
 Scarsella, Les, 1940  
 Schacht, Sid, 1951  
 Schacker, Hal, 1945  
 Schmidt, Butch, 1913-15  
 Schneider, Dan, 1963-64  
 Schoendienst, Red, 1957-60  
 Schreiber, Hank, 1917  
 Schulmerich, Wes, 1931-33  
 Schulte, Jack, 1906  
 Schulte, John, 1932  
 Schultz, Joe, 1912-13  
 Schuster, William, 1939  
 Schwind, Arthur, 1912  
 Scott, Jack, 1917-21  
 Seibold, Socks, 1929-33  
 Sellers, Rube, 1910  
 Seymour, Cy, 1913  
 Shannon, Joe, 1915  
 Shannon, Red, 1915  
 Sharpe, Bud, 1905, 10  
 Shaw, Alfred, 1909

Shaw, Robert, 1962-63  
 Shay, Marty, 1924  
 Shean, Dave, 1909-10, 12  
 Shearer, Ray, 1957  
 Sheely, Earl, 1931  
 Shemo, Stan, 1944-45  
 Sherdel, William, 1930-32  
 Shires, Art, 1932  
 Shoffner, Milt, 1937-39  
 Shoun, Clyde, 1947-49  
 Shupe, Vincent, 1945  
 Siemer, Oscar, 1925-26  
 Simmons, Alousius, 1939  
 Siner, Hosea, 1909  
 Singleton, Elmer, 1945-46  
 Sisler, George, 1928-30  
 Sisti, Sibby, 1939-42, 46-54  
 Slagle, James, 1901  
 Slaughter, Enos, 1959  
 Sleater, Louis, 1956  
 Smalley, Roy, 1954  
 Smith, Earl, 1923-24  
 Smith, Elmer, 1901  
 Smith, Fred, 1913  
 Smith Harry, 1908-10  
 Smith, Jack, 1964  
 Smith, Jack, 1926-29  
 Smith, Jimmy, 1918  
 Smith, Red, 1914-1919  
 Smith, Robert, 1923-30, 33-37  
 Snodgrass, Fred, 1915-16  
 Southworth, Billy, 1921-23  
 Southworth, William, 1964  
 Spahn, Warren, 1942, 46-64  
 Spangler, Albert, 1959-61  
 Spencer, Chester, 1906  
 Sperber, Edwin, 1924-25  
 Spohrer, Alfred, 1928-35  
 Spratt, Harry, 1911-12  
 Stahl, Chick, 1900  
 Stanky, Ed, 1948-49  
 Stanley, Joe, 1903-04  
 Starr, Charles, 1909  
 Starr, Ray, 1933  
 Steinfeldt, Harry, 1911  
 Stern, Fred, 1908-09  
 Stengel, Casey, 1924-25  
 Stewart, Joe, 1904  
 Stout, Allyn, 1943  
 Strand, Paul, 1913-15  
 Street, Gabby, 1905  
 Strincevich, Nicholas, 1940-41  
 Stripp, Joe, 1938  
 Stroebel, Allie, 1905-06  
 Sturgeon, Robert, 1948  
 Stryker, Dutch, 1924  
 Sullivan, Andrew, 1904  
 Sullivan, John, 1920-21  
 Sullivan, Joe, 1939-41  
 Sullivan, William, 1900  
 Surkont, Max, 1950-53  
 Sutcliffe, Butch, 1938  
 Sweeney, William, 1907-13  
 Swift, William, 1940

**T**  
 Talcott, Roy, 1943  
 Tanner, Chuck, 1955-57

Taylor, Ben, 1955  
 Taylor, Ed, 1926  
 Taylor, Robert, 1957-58, 61-63  
 Taylor, Zack, 1926-29  
 Tenney, Fred, 1900-07, 11  
 Terry, Zebulon, 1918  
 Thevenow, Tom, 1937  
 Thiel, Bert, 1952  
 Thomas, Frank, 1961, 65  
 Thomas, Herbert, 1924-25, 27  
 Thomas, Roy, 1909  
 Thomas, Walter, 1908  
 Thompson, Don, 1949  
 Thompson, Fuller, 1911  
 Thompson, Tommy, 1933-36  
 Thomson, Bobby, 1954-57  
 Thorpe, Bob, 1951-53  
 Thorpe, Jim, 1919  
 Tiefenauer, Bobby, 1963-65  
 Tierney, Cotton, 1924  
 Titus, John, 1912-13  
 Tobin, James, 1940-45  
 Torgeson, Earl, 1947-52  
 Torphy, Red, 1920  
 Torre, Frank, 1956-60  
 Torre, Joe, 1960-65  
 Tost, Louis, 1942-43  
 Touchstone, Clayland, 1928-29  
 Townsend, Ira, 1920-21  
 Townsend, Leo, 1920-21  
 Trageser, Walter, 1913-19  
 Trowbridge, Robert, 1956-59  
 Tuckey, Thomas, 1908-09  
 Turner, James, 1937-39  
 Twombly, George, 1917  
 Tyler, Fred, 1914  
 Tyler, Lefty, 1910-17  
 Tyler, John, 1934-35

**U**  
 Uecker, Bob, 1962-63  
 Ulisney, Mike, 1945  
 Umbach, Arnold, 1964  
 Upham, William, 1918  
 Urban, Luke, 1927-28  
 Urbanski, William, 1931-37

**V**  
 Vargas, Roberto, 1955  
 Vargas, William, 1925-26  
 Veigel, Allan, 1939  
 Veltman, Arthur, 1931  
 Verban, Emil, 1950  
 Vernon, Mickey, 1959  
 Voisle, William, 1947-49  
 Volz, Jake, 1905  
 Voyles, Philip, 1929


**W**  
 Wagner, William, 1918  
 Wall, Murray, 1950  
 Wallace, Lefty, 1942, 45-46  
 Wallen, Norman, 1945  
 Walsh, Edward, 1917  
 Walsh, Joe, 1938  
 Walters, Bucky, 1931-32, 50  
 Waner, Lloyd, 1941

Waner, Paul, 1941-42  
 Warstler, Rabbit, 1936-40  
 Wasem, Link, 1937  
 Watson, Mule, 1920-22  
 Weafer, Hal, 1936  
 Weaver, Orlie, 1911  
 Weeden, Charles, 1911  
 Weir, Roy, 1936-39  
 Welsh, Jimmy, 1925-27, 29-30  
 Wentzel, Stan, 1945  
 Wertz, Johnny, 1926-29  
 West, Max, 1938-42, 46  
 Westerberg, Oscar, 1907  
 Weston, Alfred, 1929  
 Whaling, Bert, 1913-15  
 Whelan, Tom, 1920  
 Whisenant, Pete, 1952  
 Whitcher, Robert, 1945  
 White, Charles, 1954-55  
 White, Ernest, 1946-48  
 White, Kirby, 1909-1910  
 White, Steve, 1912  
 White, Samuel C., 1961  
 White, Samuel L., 1919  
 Whitehouse, Gilbert, 1912  
 Whitney, Pinky, 1933-36  
 Whitted, Possum, 1914  
 Wickland, Albert, 1918  
 Wietelmann, Whitey, 1939-46  
 Wilborn, Claude, 1940  
 Wilhelm, Kaiser, 1904-05  
 Wilhoit, Joe, 1916-17  
 Willey, Carlton, 1958-62  
 Willis, Victor, 1900-05  
 Williams, Ace, 1940, 46  
 Williams, Earl, 1928  
 Williams, Pop, 1903  
 Wilson, Arthur, 1918-20  
 Wilson, Charles, 1931  
 Wilson, Frank, 1924-26  
 Wilson, James, 1951-54  
 Wise, Casey, 1958-59  
 Witherup, Roy, 1906  
 Wolverton, Harry, 1905  
 Womack, Sidney, 1926  
 Woodend, George, 1944  
 Woodward, Woody, 1963-65  
 Workman, Charles, 1943-46  
 Worthington, Red, 1931-34  
 Wright, Albert, 1933  
 Wright, Ab, 1944  
 Wright, Ed, 1945-48

**Y**  
 Yeargin, James, 1922, 24  
 Young, Cy, 1911  
 Young, Harley, 1908  
 Young, Herman, 1911  
 Young, Irving, 1905-08

**Z**  
 Zachary, Tom, 1930-34  
 Zinn, Guy, 1913

# OPPONENTS



# ARIZONA DIAMONDBACKS

**85-77 (2ND NL WEST)**



Chase Field (48,618)  
401 East Jefferson Street  
Phoenix, AZ 85004  
602.462.6500  
dbacks.com

**TOREY LOVULLO**  
MANAGER



Executive VP & General Manager.....Mike Hazen  
Senior Director, Team Travel .....Roger Riley  
SVP, Content and Communications.....Josh Rawitch  
Sr. Director, Player & Media Relations.....Casey Wilcox

## ALL-TIME VS. DIAMONDBACKS

Record.....83-68	Last Braves 2-game sweep .....4/27-28/98	Last D-Backs 2-game sweep ..... 5/18-19/11
Record in Atlanta .....39-33	Last Braves 3-game sweep ..... 7/14-16/17	Last D-Backs 3-game sweep .....4/16-18/19
Record on road .....44-35	Last Braves 4-game sweep .....None	Last D-Backs 4-game sweep .....6/1-4/06

## 2019 RESULTS - DIAMONDBACKS 4, BRAVES 3

Date	Result	Win-Loss-Save	Date	Result	Win-Loss-Save
4/16	L, 9-6	Hirano-Minter-Holland	5/9	L, 3-2 (10)	Duplantier-Minter-None
4/17	L, 3-2 (10)	Bradley-Biddle-Holland	5/10	W, 2-1	Winkler-Lopez-Jackson
4/18	L, 4-1	Weaver-Soroka-Hirano	5/11	W, 6-4	Gausman-Kelly-Venters
			5/12	W, 5-3	Fried-Godley-Jackson

Blue for Home Games

# CHICAGO CUBS

**84-78 (3RD NL CENTRAL)**



Wrigley Field (41,268)  
1060 W. Addison Street  
Chicago, IL 60613  
(773) 404-CUBS (2827)  
cubs.com

**DAVID ROSS**  
MANAGER



President, Baseball Operations ..... Theo Epstein  
Traveling Secretary.....Vijay Tekchandani  
Director, Media Relations.....Peter Chase  
Assistant Director, Media Relations.....Jason Carr

## ALL-TIME VS. CUBS

Record (since 1900) .....893-1,062-12	Last Braves 2-game sweep .....4/12-13/97	Last Cubs 2-game sweep .....7/20-21/98
Record (Atlanta Era) ..... 276-260-2	Last Braves 3-game sweep .....4/1-4/19	Last Cubs 3-game sweep .....7/17-19/17
Record in Atlanta .....152-118-2	Last Braves 4-game sweep .....7/4-7/05	Last Cubs 4-game sweep .....8/20-23/15
Record on road (since 1900) .....400-580-3		
Record on road (Atlanta Era) ..... 124-142		

## 2019 RESULTS - BRAVES 5, CUBS 2

Date	Result	Win-Loss-Save	Date	Result	Win-Loss-Save
4/1	W, 8-0	Parsons-Hendricks-None	6/24	L, 8-3	Lester-Teheran-None
4/3	W, 6-4	Jackson-Cishek-Vizcaino	6/25	W, 3-2	Fried-Montgomery-Jackson
4/4	W, 9-4	Fried-Darvish-None	6/26	W, 5-3	Keuchel-Darvish-Minter
			6/27	L, 9-7	Chatwood-Tomlin-Kimbrel

Blue for Home Games

# CINCINNATI REDS

**75-87 (4TH NL CENTRAL)**



Great American Ball Park (42,271)  
100 Joe Nuxhall Way  
Cincinnati, OH 45202  
(513) 765-7800  
reds.com

**DAVID BELL**  
MANAGER



President of Baseball Operations ..... Dick Williams  
Senior Director, Team Travel ..... Gary Wahoff  
Vice President, Media Relations..... Rob Butcher

## ALL-TIME VS. REDS

Record (since 1900).....995-1109-13	Last Braves 2-game sweep ..... 5/19-20/10	Last Reds 2-game sweep.....9/28-29/87
Record (Atlanta Era)..... 324-367-1	Last Braves 3-game sweep ..... 4/25-27/14	Last Reds 3-game sweep.....9/4-6/09
Record in Atlanta .....164-177	Last Braves 4-game sweep ..... 9/3-5/54	Last Reds 4-game sweep.....5/21-24/12
Record on road (since 1900)..... 475-587-8	Last Braves 5-game sweep ..... 5/31-6/3/84	Last Reds 5-game sweep.....None
Record on road (Atlanta Era)..... 160-190-1		

## 2019 RESULTS - REDS 4, BRAVES 3

Date	Result	Win-Loss-Save	Date	Result	Win-Loss-Save
4/23	L,7-6	Stephenson-Gausman-Iglesias	8/1	W,4-1 (6)	Fried-DeSclafani-None
4/24	W,3-1	Soroka-Roark-Minter	8/2	L,5-2	Wood-Gausman-Iglesias
4/25	L,4-2	Castillo-Teheran-Iglesias	8/3	W,5-4 (10)	Jackson-Hughes-None
			8/4	L,6-4	Stephenson-Greene-Hernandez

Blue for Home Games

# COLORADO ROCKIES

**71-91 (4TH NL WEST)**



Coors Field (50,144)  
2001 Blake Street  
Denver, CO 80205  
(303) 292-0200  
rockies.com

**BUD BLACK**  
MANAGER



EVP & General Manager ..... Jeff Bridich  
Senior Director, Communications..... Warren Miller  
Supervisor, Communications..... Cory Little

## ALL-TIME VS. ROCKIES

Record .....124-88	Last Braves 2-game sweep .....4/8-9/19	Last Rockies 2-game sweep .....4/25-26-98
Record in Atlanta .....66-37	Last Braves 3-game sweep .....5/4-6/12	Last Rockies 3-game sweep ..... 8/23-25/10
Record on road .....58-51	Last Braves 4-game sweep ..... 7/29-8/1/13	Last Rockies 4-game sweep ..... 8/16-19/1

## 2019 RESULTS - BRAVES 3, ROCKIES 3

Date	Result	Win-Loss-Save	Date	Result	Win-Loss-Save
4/8	W,8-6	Teheran-Freeland-Minter	4/26	L,8-4	Senzatela-Fried-Davis
4/9	W,7-1	Fried-Marquez-None	4/27	L,9-5	Shaw-Minter-None
			4/28	W,8-7	Webb-Oh-Jackson
			8/26	L,3-1	Diaz-Swarzak-None

Blue for Home Games

# LOS ANGELES DODGERS

**106-56 (1ST NL WEST)**



Dodger Stadium (56,000)  
1000 Elysian Park Avenue  
Los Angeles, CA 90012  
(323) 224-1301  
dodgers.com

President of Baseball Operations.....Andrew Friedman  
Director, Team Travel.....Scott Akasaki  
Senior Director, Public Relations.....Joe Jareck  
Manager, Public Relations.....Juan Dorado



**DAVE ROBERTS**  
MANAGER

## ALL-TIME VS. DODGERS

Record (since 1900).....949-1,141-22	Last Braves 2-game sweep .....9/9-10/97	Last Dodgers 2-game sweep.....7/26-27/95
Record (Atlanta Era).....304-375-1	Last Braves 3-game sweep .....5/17-19/13	Last Dodgers 3-game sweep.....5/6-8/19
Record in Atlanta .....167-171-1	Last Braves 4-game sweep .....7/12-14/56	Last Dodgers 4-game sweep.....7/26-29/90
Record on road (since 1900).....426-631-13		
Record on road (Atlanta Era).....137-204		

## 2019 RESULTS - DODGERS 4, BRAVES 2

Date	Result	Win-Loss-Save	Date	Result	Win-Loss-Save
5/6	L,5-3	Buehler-Gausman-Urias	8/16	L,8-3	Kolarek-Newcomb-Urias
5/7	L,9-0	Ryu-Fried-None	8/17	W,4-3	Newcomb-Ryu-Melancon
5/8	L,9-4	Kershaw-Foltynewicz	8/18	W,5-3	Swarzak-May-Melancon

Blue for Home Games

# MIAMI MARLINS

**57-105 (5TH NL EAST)**



Marlins Park (37,442)  
501 Marlins Way  
Miami, FL 33125  
(305) 480-1300  
marlins.com

President, Baseball Operations.....Michael Hill  
Director, Team Travel.....Manny Colon  
VP, Communications & Outreach.....Jason Latimer  
Manager, Baseball Communications.....Joe Vieira



**DON MATTINGLY**  
MANAGER

## ALL-TIME VS. MARLINS

Record.....269-183	Last Braves 2-game sweep .....7/30-31/18	Last Marlins 2-game sweep .....5/13-14/97
Record in Atlanta .....145-83	Last Braves 3-game sweep .....8/20-22/19	Last Marlins 3-game sweep .....9/25-27/15
Record on road .....124-100	Last Braves 4-game sweep .....8/13-15/18	Last Marlins 4-game sweep.....None

## 2019 RESULTS - BRAVES 15, MARLINS 4

Date	Result	Win-Loss-Save	Date	Result	Win-Loss-Save	Date	Result	Win-Loss-Save
4/5	W,4-0	Gausman-Lopez-None	6/8	W,1-0	Teheran-Richards-Jackson	8/10	L,7-6 (10)	Brigham-Newcomb-None
4/6	L,4-2	Romo-Minter-Conley	6/9	W,7-6 (12)	Winkler-Conley-Tomlin	8/11	W,5-4	Foltynewicz-Noesi-Jackson
4/7	W,4-3	Vizcaino-Conley-None	7/5	W,1-0	Jackson-Quijada-None	8/20	W,5-1	Keuchel-Kinley-None
5/3	W,7-2	Toussaint-Urena-None	7/6	L,5-4	Smith-Fried-Romo	8/21	W,5-0	Teheran-Smith-None
5/4	W,9-2	Soroka-Anderson-None	7/7	W,4-3	Keuchel-Richards-Jackson	8/22	W,3-2	Melancon-Stanek-None
5/5	W,3-1 (10)	Tomlin-Guerrero-Jackson	8/8	L,9-2	Hernandez-Keuchel-None			
6/7	W,7-1	Soroka-Urena-None	8/9	W,8-4	Teheran-Smith-None			

Blue for Home Games

# MILWAUKEE BREWERS

**89-73 (1ST NL CENTRAL)**



Miller Park (41,900)  
One Brewers Way  
Milwaukee, WI 53214  
(414) 902-4500  
brewers.com

**CRAIG COUNSELL**  
MANAGER



President, Baseball Ops & GM..... David Stearns  
Sr. Director, Team Travel/Clubhouse Ops..... Dan Larrea  
Senior Director, Media Relations..... Mike Vassallo  
Senior Coordinator, Media Relations..... Matt Stein

## ALL-TIME VS. BREWERS

Record.....87-63	Last Braves 2-game sweep .....None	Last Brewers 2-game sweep .....None
Record in Atlanta .....47-30	Last Braves 3-game sweep .....4/13-15/12	Last Brewers 3-game sweep.....5/24-26/16
Record on road .....40-33	Last Braves 4-game sweep .....5/2-5/11	Last Brewers 4-game sweep .....None

## 2019 RESULTS - BRAVES 3, BREWERS 3

Date	Result	Win-Loss-Save	Date	Result	Win-Loss-Save
5/17	W,12-8	Fried-Chacin-Jackson	7/15	W,4-2	Fried-Houser-Jackson
5/18	W,4-3 (10)	Webb-Hader-None	7/16	L,13-1	Woodruff-Wilson-None
5/19	L,3-2 (10)	Hader-Parsons-None	7/17	L,5-4	Anderson-Keuchel-Hader

Blue for Home Games

# NEW YORK METS

**86-76 (3RD NL EAST)**



Citi Field (41,922)  
123-01 Roosevelt Avenue  
Flushing, NY 11368  
(718) 507-6387  
mets.com

**LUIS ROJAS**  
MANAGER



Executive VP & GM ..... Brodie Van Wagenen  
Director of Team Travel..... Brian Small  
Vice President, Communications..... Harold Kaufman  
Senior Director, Media Relations..... Ethan Wilson

## ALL-TIME VS. METS

Record.....468-390-1	Last Braves 2-game sweep .....6/12-13/18	Last Mets 2-game sweep.....5/4-5/09
Record (Atlanta Era).....417-369-1	Last Braves 3-game sweep .....8/23-25/19	Last Mets 3-game sweep.....9/27-29/19
Record in Atlanta .....221-171	Last Braves 4-game sweep .....5/20-22/08	Last Mets 4-game sweep.....9/10-13/15
Record on road .....216-214-1		
Record on road (Atlanta Era) .....196-198-1		

## 2019 RESULTS - BRAVES 11, METS 8

Date	Result	Win-Loss-Save	Date	Result	Win-Loss-Save	Date	Result	Win-Loss-Save
4/11	L,6-3	Matz-Gausman-Diaz	6/28	W,6-2	Soroka-deGrom-None	8/25	W,2-1 (14)	Jackson-Familia-Melancon
4/12	L,6-2	Wheeler-Wright-None	6/29	W,5-4	Newcomb-Lugo-Jackson	8/24	W,9-5	Tomlin-Brach-None
4/13	W,11-7	Toussaint-Oswalt-None	6/30	L,8-5	Font-Newcomb-Diaz	8/25	W,2-1	Keuchel-Matz-Melancon
4/14	W,7-3	Teheran-deGrom-None	8/13	W,5-3	Fried-Wheeler-Melancon	9/27	L,4-2	Stroman-Keuchel-Lugo
6/17	W,12-3	Soroka-Wheeler-None	8/14	W,6-4	Martin-Lugo-Blevins	9/28	L,3-0	Matz-Foltynewicz-Diaz
6/18	L,10-2	deGrom-Teheran-None	8/15	L,10-8	Stroman-Teheran-Diaz	9/29	L,7-6 (11)	Mazza-Dayton-None
6/19	W,7-2	Fried-Matz-None						

Blue for Home Games

# PHILADELPHIA PHILLIES

## 81-81 (4TH NL EAST)

Citizens Bank Park (43,651)  
One Citizens Bank Way  
Philadelphia, PA 19148  
(215) 463-6000  
phillies.com



President..... Andy MacPhail  
VP & General Manager..... Matt Klentak  
Coordinator, Team Travel..... Jameson Hall  
Director, Baseball Communications..... Greg Casterioto



**JOE GIRARDI**  
MANAGER

### ALL-TIME VS. PHILLIES

Record (since 1900)..... 1,136-1,064-14  
Record (Atlanta Era)..... 418-371  
Record in Atlanta ..... 215-182  
Record on road (since 1900)..... 531-565-6  
Record on road (Atlanta Era)..... 203-189

Last Braves 2-game sweep ..... 8/31-9/1/04  
Last Braves 3-game sweep ..... 9/27-29/16  
Last Braves 4-game sweep ..... 9/20-23/18

Last Phillies 2-game sweep..... 8/8-9/17  
Last Phillies 3-game sweep..... 3/28-31/19  
Last Phillies 4-game sweep ..... 7/28-31/17

### 2019 RESULTS - PHILLIES 10, BRAVES 9

Date	Result	Win-Loss-Save	Date	Result	Win-Loss-Save	Date	Result	Win-Loss-Save
3/28	L,10-4	Nola-Teheran-None	7/3	W,9-2	Wilson-Pivetta-None	9/11	W,3-1	Keuchel-Eflin-Melancon
3/30	L,8-6	Morgan-Parsons-None	7/4	W,12-6	Minter-Eflin-None	9/12	L,9-5	Hughes-Teheran-Neris
3/31	L,5-1	Arrieta-Wright-None	7/26	W,9-2	Newcomb-Arrieta-None	9/17	L,5-4	Velasquez-Keuchel-Neris
6/14	W,9-8	Blevins-Neris-None	7/27	W,15-7	Fried-Eflin-None	9/18	L,4-1	Eflin-Teheran-Neris
6/15	L,6-5	Ramos-Jackson-Neris	7/28	L,9-4	Nola-Gausman-None	9/19	W,5-4	Soroka-Nola-Melancon
6/16	W,15-1	Foltynewicz-Velasquez-None	9/9	W,7-2	Foltynewicz-Nola-None			
7/2	L,2-0	Nola-Keuchel-Neris	9/10	L,6-5	Parker-Fried-Neris			

Blue for Home Games

# PITTSBURGH PIRATES

## 69-93 (5TH NL CENTRAL)

PNC Park at North Shore (38,747)  
115 Federal Street  
Pittsburgh, PA 15212  
(412) 323-5000  
pirates.com



General Manager..... Ben Cherington  
Traveling Secretary..... Greg Johnson  
Director, Baseball Communications..... Jim Trdinich  
Director, Media Relations..... Dan Hart



**DEREK SHELTON**  
MANAGER

### ALL-TIME VS. PIRATES

Record (since 1900)..... 904-1048-12  
Record (Atlanta Era)..... 270-270  
Record in Atlanta ..... 150-121  
Record on road (since 1900)..... 402-580-2  
Record on road (Atlanta Era)..... 120-149

Last Braves 2-game sweep ..... 5/24-25/11  
Last Braves 3-game sweep ..... 8/20-22/18  
Last Braves 4-game sweep ..... 6/10-13/19

Last Pirates 2-game sweep ..... 8/12-13/97  
Last Pirates 3-game sweep ..... 4/7-9/17  
Last Pirates 4-game sweep ..... 9/1-3/78

### 2019 RESULTS - BRAVES 5, PIRATES 2

Date	Result	Win-Loss-Save	Date	Result	Win-Loss-Save
6/4	W,12-5	Winkler-Crick-None	6/10	W,13-7	Newcomb-McRae-Webb
6/5	L,7-4	Musgrove-Gausman-None	6/11	W,7-5 (8)	Toussaint-Archer-Swarzak
6/6	L,6-1	Archer-Foltynewicz-Vazquez	6/12	W,8-7 (11)	Webb-Feliz-None
			6/13	W,6-5	Teheran-Musgrove-Jackson

Blue for Home Games



# ST. LOUIS CARDINALS

**91-71 (1ST NL CENTRAL)**



Busch Stadium (44,494)  
700 Clark Street  
St. Louis, MO 63102  
(314) 345-9600  
cardinals.com

**MIKE SHILDT**  
MANAGER



President of Baseball Operations..... John Mozeliak  
Director, Team Travel.....Ernie Moore  
Director, Communications.....Brian Bartow  
Coordinator, Baseball Information.....Chris Tunno

## ALL-TIME VS. CARDINALS

Record (since 1900).....905-1,050-18	Last Braves 2-game sweep.....5/13-14/98	Last Cardinals 2-game sweep...8/28-29/84
Record (Atlanta Era).....255-286-1	Last Braves 3-game sweep.....6/29-7/1/18	Last Cardinals 3-game sweep.....5/5-7/17
Record in Atlanta.....135-137	Last Braves 4-game sweep.....5/16-19/97	Last Cardinals 4-game sweep....4/26-29/10
Record on road (since 1900).....428-556-11		
Record on road (Atlanta Era).....120-149-1		

## 2019 RESULTS - BRAVES 4, CARDINALS 2

Date	Result	Win-Loss-Save	Date	Result	Win-Loss-Save
5/14	L,14-3	Flaherty-Foltynewicz-None	5/24	W,5-2	Foltynewicz-Mikolas-None
5/15	W,4-0	Soroka-Wacha-Jackson	5/25	L,6-3	Miller-Winkler-Hicks
5/16	W,10-2	Teheran-Wainwright-None	5/26	W,4-3 (10)	Webb-Webb-Jackson

Blue for Home Games

# SAN DIEGO PADRES

**70-92 (5TH NL WEST)**



PETCO Park (40,209)  
100 Park Boulevard  
San Diego, CA 92101  
(619) 795-5000  
padres.com

**JAYCE TINGLER**  
MANAGER



EVP/General Manager.....A.J. Preller  
Director, Player and Staff Services.....TJ Lasita  
Director, Communications.....Craig Hughner

## ALL-TIME VS. PADRES

Record.....357-277	Last Braves 2-game sweep.....5/26-27/97	Last Padres 2-game sweep.....6/2-3/97
Record in Atlanta.....191-125	Last Braves 3-game sweep.....7/12-14/19	Last Padres 3-game sweep.....8/17-19/15
Record on road.....166-152	Last Braves 4-game sweep.....4/14-17/17	Last Padres 4-game sweep.....5/29-31/79

## 2019 RESULTS - BRAVES 5, PADRES 2

Date	Result	Win-Loss-Save	Date	Result	Win-Loss-Save
4/29	W,3-1	Soroka-Margevicius-Webb	7/12	W,5-3	Keuchel-Lamet-Jackson
4/30	L,4-3	Paddack-Teheran-Yates	7/13	W,7-5 (10)	Newcomb-Perdomo-Jackson
5/1	W,5-1	Fried-Quantrill-None	7/14	W,4-1	Soroka-Wingenter-Minter
5/2	L,11-2	Strahm-Foltynewicz-None			

Blue for Home Games

# SAN FRANCISCO GIANTS

**77-85 (3RD NL WEST)**

Oracle Park (41,915)  
24 Willie Mays Plaza  
San Francisco, CA 94107  
(415) 972-2000  
sfgiants.com



**GABE KAPLER**  
MANAGER



President, Baseball Operations ..... Farhan Zaidi  
Sr. Director, Team Travel..... Bret Alexander  
Vice President, Media Relations..... Matt Chisholm  
Media Relations Manager..... Megan Brown

## ALL-TIME VS. GIANTS

Record (since 1900).....952-1,135-18	Last Braves 2-game sweep .....9/15-16/97	Last Giants 2-game sweep.....9/16-17-91
Record (Atlanta Era).....338-344-1	Last Braves 3-game sweep .....9/10-12/18	Last Giants 3-game sweep.....5/4-6/18
Record in Atlanta .....185-156-1	Last Braves 4-game sweep .....6/21-23/60	Last Giants 4-game sweep.....7/29-31/88
Record on road (since 1900).....436-614-8		
Record on road (Atlanta Era).....153-188		

## 2019 RESULTS - BRAVES 5, GIANTS 2

Date	Result	Win-Loss-Save	Date	Result	Win-Loss-Save
5/20	W,4-1	Soroka-Suarez-Newcomb	9/20	W,6-0	Foltynewicz-Beede-None
5/21	L,4-3	Gott-Jackson-None	9/21	W,8-1	Fried-Cueto-None
5/22	W,9-2	Fried-Samardzija-None	9/22	L,4-1	Webb-Keuchel-Smith
5/23	W,5-4 (13)	Jackson-Moronta-None			

Blue for Home Games

# WASHINGTON NATIONALS

**93-69 (2ND NL EAST)**

Nationals Park (41,313)  
1500 South Capitol Street, SE  
Washington, DC 20003-1507  
(202) 640-7000  
nationals.com



**DAVE MARTINEZ**  
MANAGER



President, Baseball Operations/GM ..... Mike Rizzo  
VP, Clubhouse Operations & Team Travel ... Rob McDonald  
Director, Baseball Communications..... Kyle Brostowitz

## ALL-TIME VS. NATIONALS

Record.....377-357	Last Braves 2-game sweep .....8/11-12/09	Last Nationals 2-game sweep ...5/28-29/19
Record in Atlanta .....199-168	Last Braves 3-game sweep .....4/11-13/14	Last Nationals 3-game sweep.....4/18-20/17
Record on road .....178-189	Last Braves 4-game sweep .....None	Last Nationals 4-game sweep.....4/11-14/16

## 2019 RESULTS - BRAVES 11, NATIONALS 8

Date	Result	Win-Loss-Save	Date	Result	Win-Loss-Save	Date	Result	Win-Loss-Save
5/28	L,5-4	Strasburg-Fried-Doolittle	7/20	L,5-3	Sanchez-Soroka-Doolittle	9/7	W,5-4	Teheran-Voth-Melancon
5/29	L,14-4	Sanchez-Gausman-McGowin	7/21	W,7-1	Gausman-Ross-None	9/8	L,9-4	Scherzer-Soroka-None
6/21	L,4-3	Strasburg-Keuchel-Suero	7/29	L,6-3	Corbin-Keuchel-None	9/13	W,5-0	Soroka-Scherzer-None
6/22	W,13-9	Minter-Ross-None	7/30	W,11-8	Teheran-Fedde-None	9/14	W,10-1	Foltynewicz-Suero-None
6/23	W,4-3 (10)	Minter-Rainey-Jackson	7/31	W,5-4 (10)	Newcomb-Doolittle-Tomlin	9/15	L,7-0	Sanchez-Fried-None
7/18	L,13-4	Strasburg-Wright-None	9/5	W,4-2	Fried-Strasburg-None			
7/19	W,4-3	Jackson-Rodney-None	9/6	W,4-3	Keuchel-Corbin-Greene			

Blue for Home Games

# BALTIMORE ORIOLES

**54-108 (5TH AL EAST)**



Oriole Park at Camden Yards (45,971)  
333 West Camden Street  
Baltimore, MD 21201  
(410) 547-6150  
orioles.com

**BRANDON HYDE**  
MANAGER



EVP and General Manager .....Mike Elias  
Manager, Team Travel.....Jeff Gillis  
Director, Public Relations.....Kristen Hudak  
Senior Manager, Media Relations.....Jim Misudek

## ALL-TIME VS. ORIOLES

Record.....21-21	Last Braves 2-game sweep .....None	Last Orioles 2-game sweep.....None
Record in Atlanta .....13-14	Last Braves 3-game sweep .....6/24-26/05	Last Orioles 3-game sweep.....7/27-29/15
Record on road.....8-7	Last Braves 4-game sweep .....None	Last Orioles 4-game sweep.....None

# BOSTON RED SOX

**84-78 (3RD AL EAST)**



Fenway Park (37,755 Day/37,305 Day)  
4 Jersey Street  
Boston, MA 02215-3496  
(617) 226-6000  
redsox.com

**RON ROENICKE**  
MANAGER



President, Baseball Operations ..... Dave Dombrowski  
Senior Director, Team Travel ..... Jack McCormick  
Vice President, Media Relations.....Kevin Gregg  
Assistant Director, Media Relations.....Abby Murphy

## ALL-TIME VS. RED SOX

Record.....32-40	Last Braves 2-game sweep .....None	Last Red Sox 2-game sweep.....4/25-26/16
Record in Atlanta .....13-23	Last Braves 3-game sweep .....6/28-30/02	Last Red Sox 3-game sweep.....9/3-5/18
Record on road.....19-17	Last Braves 4-game sweep .....None	Last Red Sox 4-game sweep.....None

# CHICAGO WHITE SOX

**72-89 (3RD AL CENTRAL)**



Guaranteed Rate Field (40,615)  
333 W. 35th Street  
Chicago, IL 60616  
(312) 674-1000  
whitesox.com

**RICK RENTERIA**  
MANAGER



SVP/General Manager .....Rick Hahn  
Director of Team Travel.....Ed Cassin  
SVP, Communications ..... Scott Reifort  
Senior Director, Media Relations..... Bob Beghtol

## ALL-TIME VS. WHITE SOX

Record.....10-8	Last Braves 2-game sweep .....None	Last White Sox 2-game sweep.....None
Record in Atlanta .....6-0	Last Braves 3-game sweep .....8/30-9/1/19	Last White Sox 3-game sweep...6/22-24/10
Record on road .....4-8	Last Braves 4-game sweep .....None	Last White Sox 4-game sweep.....None

## 2019 RESULTS - BRAVES 3, WHITE SOX 0

Date	Result	Win-Loss-Save
8/30	W, 10-7	Fried-Nova-Melancon
8/31	W, 11-5	Keuchel-López-None
9/1	W, 5-3	Teheran-Giolito-Melancon

Blue for Home Games

# CLEVELAND INDIANS

**93-69 (2ND AL CENTRAL)**



Progressive Field (34,788)  
2401 Ontario Street  
Cleveland, OH 44115  
(216) 420-4200  
indians.com

**TERRY FRANCONA**  
MANAGER



President, Baseball Operations.....Chris Antonetti  
General Manager.....Mike Chernoff  
Director of Team Travel.....Mike Seghi  
Director, Baseball Information.....Bart Swain

## ALL-TIME VS. INDIANS

Record.....8-7	Last Braves 2-game sweep .....None	Last Indians 2-game sweep .....None
Record in Atlanta .....4-5	Last Braves 3-game sweep .....8/27-29/13	Last Indians 3-game sweep .....6/15-17/16
Record on road .....4-2	Last Braves 4-game sweep .....None	Last Indians 4-game sweep .....None

## 2019 RESULTS - BRAVES 2, INDIANS 1

Date	Result	Win-Loss-Save
4/20 (1)	L, 8-4	Kluber-Teheran-None
4/20 (2)	W, 8-7	Jackson-Cimber-Minter
4/21	W, 11-5	Fried-Bieber-None

Blue for Home Games

# DETROIT TIGERS

**47-114 (5TH AL CENTRAL)**



Comerica Park (41,083)  
2100 Woodward Avenue  
Detroit, MI 48201  
(313) 471-2000  
tigers.com

**RON GARDENHIRE**  
MANAGER



EVP, Baseball Operations/GM.....Al Avila  
Director, Team Travel.....Brian Britten  
Vice President, Communications.....Ron Colangelo  
Director, Communications.....Chad Crunk

## ALL-TIME VS. TIGERS

Record.....10-14	Last Braves 2-game sweep .....None	Last Tigers 2-game sweep .....None
Record in Atlanta .....9-9	Last Braves 3-game sweep .....None	Last Tigers 3-game sweep .....4/26-28/13
Record on road .....1-5	Last Braves 4-game sweep .....None	Last Tigers 4-game sweep .....None

## 2019 RESULTS - BRAVES 2, TIGERS 1

Date	Result	Win-Loss-Save
5/31	L, 8-2	Turnbull-Foltynewicz-None
6/1	W, 10-5	Soroka-Norris-Jackson
6/2	W, 7-4	Toussaint-Jiménez-None

Blue for Home Games


# HOUSTON ASTROS

**107-55 (1ST AL WEST)**



Minute Maid Park (41,168)  
501 Crawford Street  
Houston, TX 77002  
(713) 259-8000  
astros.com

**DUSTY BAKER**  
MANAGER



General Manager ..... James Click  
Director of Team Operations .....Derek Vigoa  
Vice President, Communications.....Gene Dias  
Senior Manager, Communications.....Steve Grande

## ALL-TIME VS. ASTROS

Record.....381-326-1	Last Braves 2-game sweep .....5/16-17/11	Last Astros 2-game sweep .....7/4-5/17
Record (Atlanta Era).....337-298-1	Last Braves 3-game sweep .....4/30-5/2/10	Last Astros 3-game sweep .....6/2-4/95
Record in Atlanta .....173-136-1	Last Braves 4-game sweep .....5/5-8/05	Last Astros 4-game sweep .....8/2-5/90
Record on road .....186-176		
Record on road (Atlanta Era) .....164-162		

# KANSAS CITY ROYALS

**59-103 (4TH AL CENTRAL)**



Kauffman Stadium (37,903)  
One Royal Way  
Kansas City, MO 64129  
(816) 921-8000  
royals.com

**MIKE MATHENY**  
MANAGER



SVP, Baseball Operations/GM.....Dayton Moore  
Sr. Director, Team Travel/CH Operations...Jeff Davenport  
VP Communications & Broadcasting.....Mike Swanson  
Assistant Director, Media Relations..... Mike Cummings

## ALL-TIME VS. ROYALS

Record.....	8-9	Last Braves 2-game sweep .....	None	Last Royals 2-game sweep .....	7/23-24/19
Record in Atlanta .....	5-5	Last Braves 3-game sweep .....	6/18-20/10	Last Royals 3-game sweep.....	None
Record on road .....	3-4	Last Braves 4-game sweep .....	None	Last Royals 4-game sweep .....	None

## 2019 RESULTS - ROYALS 3, BRAVES 1

Date	Result	Win-Loss-Save
7/23	L, 5-4	Hill-Swarzak-Kennedy
7/24	L, 2-0	Keller-Teheran-Kennedy
9/24	L, 9-6	Duffy-Teheran-None
9/25	W, 10-2	Jackson-Barnes-None

Blue for Home Games

# LOS ANGELES ANGELS

**72-90 (4TH AL WEST)**



Angel Stadium (45,477)  
2000 E. Gene Autry Way  
Anaheim, CA 92806  
(714) 940-2000  
angelsbaseball.com

**JOE MADDON**  
MANAGER



General Manager.....Billy Eppler  
Traveling Secretary..... Tom Taylor  
Director, Communications.....Adam Chodzko

## ALL-TIME VS. ANGELS

Record.....	7-8	Last Braves 2-game sweep .....	None	Last Angels 2-game sweep.....	None
Record in Atlanta .....	3-3	Last Braves 3-game sweep .....	None	Last Angels 3-game sweep .....	None
Record on road .....	4-5	Last Braves 4-game sweep .....	None	Last Angels 4-game sweep .....	None

# MINNESOTA TWINS

**101-61 (1ST AL CENTRAL)**



Target Field (38,885)  
1 Twins Way  
Minneapolis, MN 55403  
(612) 659-3400  
twinsbaseball.com

**ROCCO BALDELLI**  
MANAGER



EVP, Chief Baseball Officer ..... Derek Falvey  
Senior Director, Team Travel ..... Mike Herman  
Senior Director, Communications ..... Dustin Morse  
Senior Manager, Communications ..... Mitch Hestad

## ALL-TIME VS. TWINS

Record.....	11-8	Last Braves 2-game sweep .....	8/16-17/16	Last Twins 2-game sweep.....	8/16-17/16
Record in Atlanta .....	3-2	Last Braves 3-game sweep .....	5/20-22/13	Last Twins 3-game sweep.....	6/12-14/07
Record on road .....	8-6	Last Braves 4-game sweep .....	None	Last Twins 4-game sweep.....	None

## 2019 RESULTS - BRAVES 2, TWINS 1

Date	Result	Win-Loss-Save
8/5	L, 5-3	May-Martin-None
8/6	W, 12-7	Foltynewicz-Berrios-None
8/7	W, 11-7	Fried-Pérez-None

Blue for Home Games

# NEW YORK YANKEES

**103-59 (1ST AL EAST)**



Yankee Stadium (54,251)  
One East 161st Street  
Bronx, NY 10451  
(718) 293-4300  
yankees.com

**AARON BOONE**  
MANAGER



SVP/General Manager ..... Brian Cashman  
Director, Team Travel/Player Services ..... Ben Tuliebitz  
VP, Communications/Media Relations ..... Jason Zillo  
Asst. Director, Baseball Information ..... Michael Margolis

## ALL-TIME VS. YANKEES

Record.....	13-21	Last Braves 2-game sweep .....	None	Last Yankees 2-game sweep .....	None
Record in Atlanta .....	2-12	Last Braves 3-game sweep .....	None	Last Yankees 3-game sweep .....	8/28-30/15
Record on road .....	11-9	Last Braves 4-game sweep .....	None	Last Yankees 4-game sweep .....	None

# OAKLAND ATHLETICS

**97-65 (2ND AL WEST)**



Oakland Coliseum (48,592)  
7000 Coliseum Way  
Oakland, CA 94621  
(510) 638-4900  
oaklandathletics.com

**BOB MELVIN**  
MANAGER



EVP, Baseball Operations ..... Billy Beane  
General Manager ..... David Forst  
Director of Team Travel ..... Mickey Morabito  
Director, Baseball Communications ..... Fernando Alcalá

## ALL-TIME VS. ATHLETICS

Record ..... 11-4	Last Braves 2-game sweep ..... None	Last Athletics 2-game sweep ..... None
Record in Atlanta ..... 6-3	Last Braves 3-game sweep ..... 6/30-7/2/17	Last Athletics 3-game sweep ..... None
Record on road ..... 5-1	Last Braves 4-game sweep ..... None	Last Athletics 4-game sweep ..... None

# SEATTLE MARINERS

**68-94 (5TH AL WEST)**



T-Mobile Park (47, 715)  
1250 First Avenue South  
Seattle, WA 98134  
(206) 346-4000  
mariners.com

**SCOTT SERVAIS**  
MANAGER



EVP and General Manager ..... Jerry DiPoto  
VP, Communications ..... Tim Hevly  
Sr. Manager, Baseball Information ..... Kelly Munro

## ALL-TIME VS. MARINERS

Record ..... 7-9	Last Braves 2-game sweep ..... None	Last Mariners 2-game sweep ..... 8/5-6/14
Record in Atlanta ..... 3-5	Last Braves 3-game sweep ..... 6/27-29/11	Last Mariners 3-game sweep ..... None
Record on road ..... 4-4	Last Braves 4-game sweep ..... None	Last Mariners 4-game sweep ..... None



# TAMPA BAY RAYS



**96-66 [2ND AL EAST]**

Tropicana Field (31,042)  
One Tropicana Drive  
St. Petersburg, FL 33705  
(727) 825-3242  
raysbaseball.com

**KEVIN CASH**  
MANAGER



President.....Matthew Silverman  
Director, Team Travel.....Chris Westmoreland  
Vice President, Communications.....Dave Haller

## ALL-TIME VS. RAYS

Record.....	21-11	Last Braves 2-game sweep.....	5/8-9/18	Last Rays 2-game sweep.....	8/11-12/15
Record in Atlanta.....	8-5	Last Braves 3-game sweep.....	6/7-9/99	Last Rays 3-game sweep.....	None
Record on road.....	13-6	Last Braves 4-game sweep.....	None	Last Rays 4-game sweep.....	None

# TEXAS RANGERS



**78-84 [3RD AL WEST]**

Globe Life Field (40,300)  
734 Stadium Drive  
Arlington, TX 76011  
(817) 533-1972  
texasrangers.com

**CHRIS WOODWARD**  
MANAGER



President of Baseball Operations/GM.....Jon Daniels  
Director of Travel.....Josh Shelton  
EVP, Communications.....John Blake  
Senior Director, Communications.....Rich Rice

## ALL-TIME VS. RANGERS

Record.....	10-11	Last Braves 2-game sweep.....	None	Last Rangers 2-game sweep.....	None
Record in Atlanta.....	5-4	Last Braves 3-game sweep.....	6/3-5/03	Last Rangers 3-game sweep.....	9/12-14/14
Record on road.....	5-7	Last Braves 4-game sweep.....	None	Last Rangers 4-game sweep.....	None

# TORONTO BLUE JAYS

**67-95 (3RD AL EAST)**

Rogers Centre (53,506)  
1 Blue Jays Way, Suite 3200  
Toronto, Ontario M5V 1J1  
(416) 341-1000  
bluejays.com



**CHARLIE MONTOYO**  
MANAGER



President and CEO.....Mark A. Shapiro  
EVP, Baseball Operations & GM.....Ross Atkins  
Director, Team Travel.....Mike Shaw  
Director, Baseball Media.....Richard Griffin

## ALL-TIME VS. BLUE JAYS

Record.....28-24	Last Braves 2-game sweep.....9/2-3/19	Last Blue Jays 2-game sweep.....None
Record in Atlanta.....17-12	Last Braves 3-game sweep.....6/20-22/11	Last Blue Jays 3-game sweep...6/20-22/06
Record on road.....11-12	Last Braves 4-game sweep.....None	Last Blue Jays 4-game sweep.....None

## 2019 RESULTS - BRAVES 3, BLUE JAYS 1

Date	Result	Win-Loss-Save
8/27	L, 3-1	Godley-Soroka-Giles
8/28	W, 9-4	Jackson-Waguespack-None
9/2	W, 6-3	Soroka-Waguespack-Melancon
9/3	W, 7-2	Foltynewicz-Font-None

Blue for Home Games



# MISCELLANEOUS INFORMATION



# MEDIA INFORMATION

**QUESTIONS:** Please submit all questions regarding credentials, media parking and general media information to Matt Grilli, matt.grilli@braves.com.

**MEDIA CREDENTIALS:** In accordance with Major League Baseball policy, only requests submitted through <https://credentials.mlb.com> will be considered, and credentials will be issued only to legitimate news-gathering agencies that have applied via the credential website. Requests made in-person, via email, or by phone call will not be considered.

**CREDENTIAL SCANNING:** In accordance with Major League Baseball policy, credentials are required to be scanned upon entrance to ballpark, entering the clubhouses and accessing the field. All credentials are equipped with barcodes, and security personnel will scan credentials at each location.

**MEDIA PARKING:** Parking for the media is available in the Boy Scout Lot #15. The entrance to the media lot is located at the corner of Circle 75 Parkway and Windy Ridge Parkway.

**MEDIA ENTRANCE AND CREDENTIAL PICK-UP:** Credentials may be picked up and media may enter the park at the 3rd Base Gate of Truist Park, located near the corner of Circle 75 Parkway and Windy Ridge Parkway. Both the media entrance and credential pick-up opens four hours prior to first pitch. To obtain admittance to the ballpark, members of the media must show one of the following: a Major League Baseball Working Pass, BBWAA card or an Atlanta Braves season/daily credential.

**PRESS BOX:** The Truist Park press box is located on the Upper Level. Live shots and still photographs are prohibited from the press box.

**CLUBHOUSES:** In accordance with Major League Baseball policy, both clubhouses open 3-1/2 hours prior to first pitch. Each clubhouse closes to the media when that team takes to the field for batting practice. Following the game, the clubhouses re-open to the media within 10 minutes after the last out. Proper credentials must be displayed to access either clubhouse. The clubhouses are limited to credentialed working media only. Still photographers are not permitted in the clubhouse without special permission.

**FIELD:** Enter the field via the field access tunnel located just beyond the visiting clubhouse. The field and dugout areas must be cleared one hour prior to first pitch. Pregame broadcast interviews and live shots must be done on the warning track or in the dugout. Postgame live shots can be done from the warning track after the teams have left the field.

**PHOTO AREAS:** A limited number of still photographer field level positions are available, subject to team discretion.

**BROADCAST BOOTHS:** Booths are located in the press box. There are seven total broadcast booths, and booth assignments are posted digitally outside of each. To obtain use of a reserved booth, please contact Beth Marshall, beth.marshall@braves.com, in the communications department.

**MEDIA DRESS CODE:** In accordance with Major League Baseball policy, media covering games and MLB events are asked to dress in an appropriate and professional manner that respects their colleagues, the teams and the players they are covering. Clubhouses, dugouts, press boxes, interview rooms and the playing field are working areas, and members of the media are expected to adhere to a business casual dress code. In that regard, media members are requested to follow these guidelines:

- Flip-flops are not permitted in clubhouses
- Jeans should be clean, neat and presentable (e.g., ripped jeans should be avoided)
- T-shirts bearing offensive, disrespectful or inappropriate messages are not permitted
- Clothing and hats bearing a professional sports team's logo should not be worn in press area
- Clothing and hats bearing a college/university team's logo should not be worn in press area
- Clothing should be appropriate for a business casual work environment. The following are some non-exclusive examples of apparel that should be avoided:
  - Sheer or see-through clothing
  - Excessively short skirts, dresses or shorts
  - Tank tops, muscle shirts, one-shouldered or strapless shirts
  - Clothing exposing bare midriffs or visible undergarments

We ask all members of the media to respect these guidelines. MLB will consider appropriate actions in those cases in which the guidelines are violated.

**PRESS DINING:** Media dining will be provided in the break room of the press box, located just inside the main entrance of the press box. Meals will be available for \$10, and will be served until the conclusion of the third inning..

# 2020 BRAVES COMMUNICATIONS STAFF



**BETH MARSHALL**

Vice President,  
Communications



**JON KERBER**

Director,  
Baseball Communications



**JARED BURLEYSON**

Manager,  
Baseball Communications



**FRANCO GARCÍA**

Spanish Interpreter,  
Baseball Communications



**MATT GRILLI**

Coordinator,  
Baseball Communications



**KARA ZOELLNER**

Coordinator,  
Corporate Communications

## BBWAA ATLANTA CHAPTER

### 2020 OFFICERS

Charles Odum, Associate Press, chairman  
Gabriel Burns, AJC, vice chairman  
Guy Curtright, at-large, secretary-treasurer

### GOLD CARD MEMBERS

Chris Barr, Paul Bodi, Roy Exum, Mike Fish, Bob Hille,  
Garry D. Howard, Buck Johnson, Marc Lancaster,  
Terence Moore, Carl Moritz, Tom Saladino, Willie  
Smith, Tom Stinson, Carroll Rogers Walton, Jack  
Wilkerson, Bill Zack

### ACTIVE MEMBERS

Mark Bowman, MLB.com  
Mark Bradley, Atlanta Journal-Constitution  
Gabriel Burns, Atlanta Journal-Constitution  
J.J. Cooper, Baseball America  
Michael Cunningham, Atlanta Journal-Constitution  
Guy Curtright, at-large  
Zach Dillard, FoxSportsSouth.com  
Jason Foster, Sporting News  
Ray Glier, at-large  
Steve Hummer, Atlanta Journal-Constitution  
Matthew Leach, MLB.com  
Cory McCartney, at-large  
Paul Newberry, Associated Press  
Josh Norris, Baseball America  
David O'Brien, The Athletic  
Charles Odum, Associated Press  
Jeff Schultz, The Athletic  
Bill Shanks, The Athens Banner-Herald  
Tim Tucker, Atlanta Journal-Constitution

# 2020 BRAVES BROADCASTERS

**RADIO:** The Atlanta Braves, WCNN 680 the Fan, All News 106.7, the Atlanta Braves flagship rightsholders, will carry all 162 regular season games and all Spring Training games. The Braves Radio Network includes over 150 affiliates across the Southeast, one of the largest radio affiliates in all major league sports.

**TELEVISION:** The Atlanta Braves, FOX Sports South, and FOX Sports Southeast will team up in 2020 to bring Braves fans the best and most comprehensive sports television broadcasting in Major League Baseball. FOX Sports South and FOX Sports Southeast, the largest regional sports network, reach seven Southeastern states and have broadcast Braves regular-season and Spring Training games the past 25 seasons.

## CHIP CARAY **FOX Sports South & FOX Sports Southeast**



- Caray is in his 11th season as the play-by-play announcer for Braves games on FOX Sports South and FOX Sports Southeast.
- He previously spent five seasons (2005-09) as the play-by-play voice of TBS's Major League Baseball coverage and Braves' broadcasts on Peachtree TV.
- He served as the play-by-play announcer for seven seasons (1998-2004) for Chicago Cubs games on WGN, winning the 2004 Illinois Sportscaster of the Year award
- Caray spent one season as the radio play-by-play announcer for Minnesota's Orlando (AA) affiliate in 1990, two years (1991-92) broadcasting the Atlanta Braves and three campaigns (1993-95) with the Seattle Mariners.
- He worked five years (1996-2000) as a member of the Fox Network's Saturday baseball coverage, including three years as a studio host.
- He is the third generation of Carays to serve as a play-by-play announcer, after his father Skip and grandfather Harry, who was the play-by-play voice of the Cubs from 1982 to 1997...A member of the Hall of Fame, Harry spent 53 seasons as a major league broadcaster... On May 13, 1991, the three generations of Carays worked together on a Chicago Cubs/Atlanta Braves game.
- Chip's broadcast career also includes nine seasons as the television play-by-play voice of the NBA's Orlando Magic and stints calling both University of Florida and Florida State University football and basketball games for the Sunshine Network.
- Caray graduated from the U. of Georgia in 1987, beginning his career with weekend TV sports anchor stints in Panama City, Fla., and Greensboro, NC.
- Chip and his wife Susan have four children: Summerlyn, Christopher, Stefan and Tristan.

## JEFF FRANCOEUR **FOX Sports South & FOX Sports Southeast**



- The 2020 season marks Francoeur's third season in the broadcast booth and his second as lead analyst. He served as a guest analyst for select Braves games in both the radio and television booths during the 2018 season.
- Francoeur retired in 2017 following a 12-year major league career, during which he appeared with Atlanta (2005-09; '16), New York-NL (2009-'10), Texas (2010), Kansas City (2011-'13), San Francisco (2013), San Diego (2014), Philadelphia (2015) and Miami (2016)...He was a career .261 (1,373-for-5,260) hitter over 1,480 games.
- Originally a first-round pick by Atlanta in the 2002 draft, Francoeur debuted with the Braves in 2005 and finished third in the N.L. Rookie of the Year balloting.
- He won a Rawlings Gold Glove award in the N.L. in 2007, and lead the league in outfield assists in three different seasons (2007, '10, '12).
- A native of Atlanta, Francoeur and his wife, Catie have three children - Emma Cate, Brayden and Eleanor - and reside in Suwanee.

## TOM GLAVINE **FOX Sports South & FOX Sports Southeast**



- National Baseball Hall-of-Famer Tom Glavine will continue with his increased presence on the Braves broadcast team in 2020...He previously served as an occasional guest for the Braves Radio Network Pre-Game Show, and as a guest analyst for select games on the Braves Radio Network... Additionally, he worked as a guest analyst for select home games televised by Fox Sports South prior to an increased role in 2019.
- A 2014 Hall of Fame inductee, Glavine was named special assistant to Braves Vice Chairman John Schuerholz in February 2010.
- He assists with various baseball and business projects while also working on special assignments for the Braves baseball operations department.
- A two-time N.L. Cy Young Award winner (1991 & 1998) and a 10-time N.L. All-Star, Glavine owns a 305-203 career record and 3.54 ERA in 682 games.
- He helped Atlanta to five World Series appearances and was named the Most Valuable Player of the 1995 World Series, when the Braves defeated the Cleveland Indians.
- He was selected by the Braves in the second round of the 1984 draft, and made his big-league debut in 1987...A five-time 20-game winner, Glavine joined the 300-win club with an 8-3 victory over the Cubs on August 5, 2007, at Wrigley Field.
- He was inducted into the Braves Hall of Fame in 2010.
- Tom and his wife Christine reside in Alpharetta, Ga., with their daughter, Amber Nicole, and four sons, Jonathan, Peyton Thomas, Mason Riley and Kienan Patrick.

## BEN INGRAM **Braves Radio Network**



- 2020 is Ingram's 10th season with the Braves Radio Network...This is his second season with a regular role in the radio booth calling play-by-play alongside Jim Powell, Joe Simpson and Don Sutton.
- Ingram has hosted the Braves pregame show since 2012, and hosted the postgame show from 2011-2019...He has also been the host of the Braves' Clubhouse Report, heard on the flagship station of the Braves, 680 The Fan.
- Prior to joining the Braves Radio Network, Ingram spent six seasons broadcasting minor league baseball with the Jackson Senators, Eugene Emeralds and Mississippi Braves.
- Ingram, a native of Madison, MS, graduated from Mississippi College in Clinton, MS and was named a 2014 Distinguished Alumnus of the year by the Department of Communication.
- Ben also calls college football in the offseason, including the Chick-fil-A Peach Bowl.
- He resides in Buckhead.

## JIM POWELL **Braves Radio Network**



- The 2020 Major League Baseball season marks Powell's 27th as a Major League broadcaster and his 12th year in the Atlanta Braves radio booth.
- He spent the previous 13 seasons as a member of the Milwaukee Brewers broadcast team, teaming up with Hall-of-Famer Bob Uecker longer than any other broadcaster in Uecker's illustrious career.
- In January of 2020, Powell was inducted into the Georgia Association of Broadcasters Hall of Fame, joining former Braves' broadcasters Ernie Johnson, Pete Van Wieren, and Skip Caray in achieving that honor.
- Powell joined the Brewers and WTMJ Radio in 1996 and was named the 1998 NSMA (National Sports Media Association) Wisconsin Sportscaster of the Year...In addition to his radio duties, he spent time as a member of the Brewers television team during the 1999 and 2000 seasons.
- He began his Major League broadcasting career with the Minnesota Twins and WCCO Radio in a reserve role in 1993 and 1994...Prior to this, he accumulated extensive experience at the minor-league level, serving as play-by-play announcer for the Charlotte Knights (1990-91, 1995) and the Columbia Mets (1987-89, 1993-94).
- Powell started his broadcasting career with an internship in the newsroom and sports office at WGST-AM while he was in high school..He then worked at WRFC and WUOG in Athens while attending the University of Georgia, followed by positions in Columbia, South Carolina, with WOLO-TV and then WVOC radio.
- While in Columbia he worked extensively for the University of South Carolina Gamecocks and was an integral contributor to football, basketball, and baseball broadcasts..Powell was named the NSMA South Carolina Sportscaster of the Year in 1990, 1991, and 1995.
- In 1991, Powell was hired by WSB-AM to work weekends, where he covered the Braves, Georgia Bulldogs, and Atlanta Falcons for two years...He also worked for CBS Radio, including calling the Sun Bowl, and called numerous college football games on television for Host Communications.
- He and his wife Emmy, who have been married for 32 years, are active members of their community, supporting numerous charities such as the Rally Foundation, the Child Abuse Prevention (CAP) Fund, Jungle Kids for Christ, the Dunamis Foundation, Camp Kudzu, UGA Miracle, Make a Miracle, and local youth athletic programs. He spends his winters coaching youth basketball and is also an avid tennis player.
- A native of Roswell, Ga., Powell attended the University of Georgia as a National Merit Scholar. He and Emmy have three daughters, Allie, Sabrina, and Julia.



## JOE SIMPSON

Braves Radio Network, Fox Sports South & Fox Sports Southeast

- Simpson is in his 29th season as a Braves broadcaster...He was inducted into the Atlanta Braves Hall of Fame on January 27, 2018.
- The 2020 season marks his 14th campaign calling games on FOX Sports South and FOX Sports Southeast, and he will also continue his role as an analyst on radio broadcasts this season.
- He played professionally for 11 seasons, beginning in 1973 when he was drafted by the Los Angeles Dodgers in the third round.
- Simpson joined the Seattle Mariners in 1979 before being traded to the Kansas City Royals in 1983... An outfielder and first baseman throughout his professional career, he retired from the California Angels organization following the 1984 season.

- He had his best season in 1979, when he hit .283 in 120 games for the Mariners.
- Simpson worked as an analyst on Seattle Mariners telecasts for five years before joining Turner Sports in 1992.
- Named "Georgia Sports Broadcaster of the Year" in 1995.
- A native of Norman, Okla., he was an All-American outfielder and first baseman at the University of Oklahoma.
- Joe and his wife Kathy live in Marietta, Ga... They have two children, Meg and Gabe, and one grandson.



## DON SUTTON

Braves Radio Network

- Hall-of-Fame pitcher Don Sutton returned to the Braves broadcast team in 2009 after a two-year stint with the Washington Nationals television broadcast team.
- He previously spent 18 years, beginning in 1989, broadcasting Braves games...Joined Turner Sports as a broadcaster for Braves telecasts on TBS after a stellar playing career that spanned 23 seasons.
- He has served as a course reporter on TBS's professional golf coverage, working the Hawaiian Open, PGA Championship and PGA Grand Slam of Golf, as well as TNT's coverage of the Sarazen World Open Championship.
- His network broadcasting experience includes pre- and postgame analysis for NBC's 1987 League Championship series coverage.
- His Major League Baseball pitching career was highlighted by 324 wins with the Los Angeles Dodgers, Houston Astros, Milwaukee Brewers and California Angels...He spent 15 seasons with the Dodgers, beginning in 1966.
- Sutton joined the Astros as a free agent in 1981 and was traded to Milwaukee in August 1982, where he pitched three seasons before being traded to Oakland in December 1984.
- He was traded to California in September 1985 and retired in January 1988.

- He appeared in more than 774 games, finishing with 178 complete games.
- His career-high totals included 21 wins (1976), 293 innings pitched (1969), 41 games (1969), 2.21 ERA (1980 - led NL), 40 starts (1974), 217 strikeouts (1969) and 18 complete games (1972), all with the Dodgers.
- Sutton ranks seventh on baseball's all-time strikeout list with 3,574.
- He went 4-1 with a 2.02 ERA in seven League Championship Series games, and 2-3 with a 5.26 ERA in eight World Series games...In the 1974 postseason, he was 3-0 with a 1.50 ERA and 25 strikeouts in four games.
- He also posted a 1-0 record in four All-Star appearances without allowing a run.
- He was elected to the National Baseball Hall of Fame in 1998.
- Sutton was named N.L. Rookie-of-the-Year by Sporting News in 1966, and was named the Texas League Player-of-the-Year in 1965 at Albuquerque.
- Born in Clio, Ala., Don and his wife Mary reside in Sandy Springs...They have a daughter, Jacqueline, while Don has two other adult children, Daron and Staci.



# 2020 ATLANTA BRAVES RADIO AFFILIATES

AS OF 2/5/20

## GEORGIA

**Adairsville**  
W269CC-FM 101.7

**Americus**  
WISK-FM 98.7

**Athens**  
WRFC-AM 960

**Atlanta**  
WCNN-AM 680  
W229AG-FM 93.7  
WNNX-FM 100.5

**Brunswick-Saint Simons**  
W5FN-AM 790  
W279BC-FM 103.7

**Calhoun**  
WJTH-AM 900

**Carrollton**  
WLBB-AM 1330  
WBTR-FM 92.1  
W292EW-FM 106.3

**Cartersville**  
WBHF-AM 1450  
W262CD-FM 100.3

**Claxton**  
WCLA-AM 1470  
W229AJ-FM 93.7

**Cochran**  
WDXQ-AM 1440  
W244CL-FM 96.7

**Columbus**  
WLTC-HD2 105.5

**Cornelia**  
WCNN-AM 1450

**Cornelia-NE Georgia**  
WCNN-FM 99.3

**Dalton**  
WBLJ-AM 1230  
WDAL-AM 1430  
WYYU-FM 104.5

**Donalsonville-Bainbridge**  
WGMK-FM 106.3

**Dublin**  
W271CI-FM 102.1

**Ellijay**  
WLJA-FM 101.1  
WPGY-AM 1580  
W229CE-FM 93.7

**Fort Valley**  
WXKO-AM 1150

**Gainesville**  
WGGA-AM 1240  
W233CO-FM 94.5

**Greensboro**  
WDDK-FM 103.9

**Griffin**  
WKEU-AM 1450  
W272DM-FM 102.3

**Hiawassee**  
WJUL-AM 1230  
W249DB-FM 97.7

**Jesup**  
WLOP-AM 1370  
WIFO-FM 105.5

**La Grange**  
WTRP-AM 620

**Louisville**  
WPEH-AM 1420  
WPEH-FM 92.1

**Macon**  
W226BZ-FM 93.1

**Milledgeville**  
WMVG-AM 1450  
WKZR-FM 102.3

**Monroe**  
WKUN-AM 1490

**Moultrie**  
WMTM-AM 1300  
W286BO-FM 105.1

**Pelham-Camilla**  
WQLI-FM 92.3

**Rochelle**  
WWKM-FM 93.1

**Rome**  
WLAQ-AM 1410  
W245DG-FM 96.9

**Sandersville**  
WSNT-AM 1490  
WSNT-FM 99.9

**Savannah**  
WSEG-AM 1400  
W282AR-FM 104.3

**Swainsboro**  
WJAT-AM 800  
W259AK-FM 99.1

**Thomaston**  
WTGA-AM 1590  
WTGA-FM 101.1

**Thomasville**  
WPAX-AM 1240  
W279BD-FM 103.7

**Trenton**  
WKWN-AM 1420  
W267CX-FM 101.3

**Valdosta**  
WJEM-AM 1150  
W232DB-FM 94.3

**Vidalia**  
WVOP-AM 970  
WYUM-FM 101.7

**Warner Robins**  
W290BD-FM 105.9

**Waycross-Blackshear**  
WFNS-AM 1350  
W253CI-FM 98.5

**West Point**  
WRLA-AM 1490

**Winder**  
WJBB-AM 1300  
W296CX-FM 107.1

## FLORIDA

**Crestview**  
WJSB-AM 1050

**Ft. Walton Beach-Destin**  
WAAZ-FM 104.7

**Panama City**  
WGSX-FM 104.3

**Tallahassee**  
WTSM-FM 97.9

## ALABAMA

**Auburn**  
WAUD-AM 1230

**Auburn-Talladega**  
W266BJ-FM 101.1

**Birmingham**  
WJOX-AM 690  
WJQX-FM 94.5  
WJQX-FM 100.5

**Brewton**  
WKNU-FM 106.3

**Cullman**  
WKUL-FM 92.1

**Florence**  
WYTK-FM 93.9

**Foley**  
WHEP-AM 1310  
W223AX-FM 92.5

**Guntersville-Albertville**  
WTVX-FM 95.9

**Huntsville**  
WZZN-FM 107.7

**Oxford-Anniston**  
WVOK-AM 1580

**Thomasville-Jackson**  
WJDB-FM 95.5

**Troy**  
WTBF-AM 970  
W242DA-FM 96.3

## NORTH CAROLINA

**Asheville**  
WPEK-AM 880  
W225CJ-FM 92.9

**Cherryville**  
WCSL-AM 1590  
W222CO-FM 92.3

**Gastonia**  
WGNC-AM 1450  
W266DC-FM 101.1

**Lincolnton**  
WLON-AM 1050  
W298CK-FM 107.5

**Mooresville**  
WHIP-AM 1350  
W257EJ-FM 99.3

**Rutherfordton**  
WCAB-AM 590  
W265DW-FM 100.9

**Shelby**  
WOHS-AM 1390  
W268CU-FM 101.5

**Waynesville**  
WMXF-AM 1400

## MISSISSIPPI

**Pascagoula-Moss Point**  
WPMO-AM 1580

## KENTUCKY

**Greenville-Central City**  
WNTC-FM 103.9

**Louisville**  
WXVW-AM 1450  
W241CK-FM 96.1

## SOUTH CAROLINA

**Aiken**  
WGUS-FM 102.7

**Camden**  
WCAM-AM 1590

**Camden-Lugoff**  
WPUB-FM 102.7

**Charleston**  
WQSC-AM 1340  
W253BW-FM 98.5

**Florence**  
WWFN-FM 100.1

**Greenville**  
WGVL-AM 1440

**Hilton Head Island**  
W243CZ-FM 92.7

**Manning**  
WYMB-AM 920

**Union**  
WBCU-AM 1460  
W278BE-FM 103.5

**Woodruff**  
WQUL-AM 1510  
W269DM-FM 101.7

## TENNESSEE

**Chattanooga**  
WALV-FM 105.1

**Cleveland**  
WCLE-AM 1570  
WCLE-FM 104.1

**Johnson City**  
WETB-AM 790  
W229DH-FM 93.7

**Lawrenceburg**  
WDXE-AM 1370  
W290DL-FM 95.3  
W287AA-FM 103.3

**Lenoir City-Farragut**  
WLIL-AM 730  
W274BZ-FM 102.7

**Lewisburg**  
WJJM-AM 1490  
W223CY-FM 92.5

**Murfreesboro-Smyrna**  
WGNS-AM 1450  
W263AI-FM 100.5  
W270AF-FM 101.9

**Nashville-Brentwood**  
WNSR-AM 560

**N'ville-Brentwood-Franklin**  
W240CA-FM 95.9

**Pigeon Forge**  
WPFT-FM 106.3

**Sevierville**  
WSEV-FM 105.5

**Winchester**  
WCDT-AM 1340  
W295AV-FM 106.9

**VIRGINIA**

**Richmond**  
WXGI-AM 950  
W258DC-FM 99.5

**Roanoke**  
WFJX-AM 910  
W282CK-FM 103.4

# RULES OF INTEREST

**PLAYER LIMITS:** Forty until Opening Day, when the number of players must be reduced to 25 until Sept. 1, when it becomes 40 again.

**DETERMINING BATTING AVERAGE:** Divide the number of at-bats into the number of hits.

**DETERMINING EARNED RUN AVERAGE:** Multiply the number of earned runs by nine, divide the total by the number of innings pitched.

**DETERMINING ON-BASE PERCENTAGE:** Add the total of hits, walks and hit by pitches and divide by the total of at-bats, walks, hit by pitches and sacrifice flies.

**DETERMINING SLUGGING PERCENTAGE:** Divide the total bases of all hits by the total times at-bat (at-bats do not include walks, sacrifices, hit by pitches, or times awarded first base because of interference or obstruction).

**DETERMINING FIELDING AVERAGE:** Divide the total putouts and assists by the total of putouts, assists and errors.

**DETERMINING WINNING PERCENTAGE:** Divide the number of games won by the total games won and lost.

**DETERMINING THE MAGIC NUMBER:** Determine the number of games yet to be played, add one, then subtract the number of games ahead in the loss column of the standings of the closest opponent.

**CONSECUTIVE GAME HITTING STREAKS:** A consecutive-game hitting streak shall not be terminated if all the player's plate appearances (one or more) result in a base on balls, hit batsman, defensive interference or a sacrifice bunt. The streak shall terminate if the player has a sacrifice fly and no hit.

**CONSECUTIVE GAME PLAYING STREAK:** A consecutive-game playing streak shall be extended if the player plays one half-inning on defense, or if he completes a time at bat by reaching base or being put out.

**QUALIFYING MARKS:** To qualify for the batting championship, a player must have a minimum of 502 plate appearances. To qualify for Earned Run Average leadership, a pitcher must have at least 162 IP.

**DOCTORED BAT:** If a filled or "doctored" bat is used, the player is to be ejected from the game and suspended three days. Any balls hit by an illegal bat do not count. If the umpire sees the illegal bat before it is used, he issues a warning, but there is no penalty.

**RELIEF PITCHERS' SAVE RULE:** A pitcher is credited with a save when he meets all three of the following conditions; 1) He's the finishing pitcher in a game won by his club, and 2) he's not the winning pitcher, and 3) he qualifies under one of the following conditions: a) he enters the game with a lead of no more than three runs and pitches for at least one inning, or b) he enters the game with the potential tying run either on base, at bat or on deck, or c) he pitches effectively for at least three innings.

**MAJOR LEAGUE SERVICE:** A full year of service in the Major Leagues is 172 days.

**ROOKIE RULE:** Not more than 130 at-bats or 50 innings pitched in the Major Leagues during a previous season or seasons, nor more than 45 days on a Major League roster during the 25-player limit (excluding time in military service or on the disabled list.)

**DAY / NIGHT GAME:** Any game scheduled to start after 5:00 p.m. will be considered a night game. If a game is scheduled to start at or before 5:00 p.m. and is delayed by rain or for any other reason it shall still be considered a day game. However, both games of a two-night doubleheader shall be considered night games. When afternoon and night games are played on the same day and separate admissions are charged, they will be counted as one day game and one night game and will not be considered as a doubleheader.

## DISABLED LISTS

**10-DAY INJURED LIST:** Minimum period of inactivity is 10 days. There is no limit on the number of players that may be placed on this list.

**7-DAY INJURED LIST:** Introduced in the 2011 season, the 7-day disabled list was created specifically for players with concussion symptoms. A 7-day IL stint cannot be backdated by more than five days.

**60-DAY INJURED LIST:** The minimum period of inactivity is sixty (60) days. Players on or transferred to this list after August 1 shall remain there for the balance of the regular season and post-season. This list may be used only when a club is at the maximum limit of forty (40) players.

# REGULATION GAME

**REGULATION GAME:** A regulation game consists of nine innings unless extended because of a tie score or shortened because 1) the home team needs none of its half of the ninth or only part of it; or 2) because the umpire-in-chief calls the game after five completed innings. A regulation game may be less than five innings if the home team is ahead after the top of the fifth, or takes the lead or ties the score while at bat in the fifth.

**TIE GAME:** A regulation game that is called by the umpire-in-chief when both teams have the same number of runs is a tie game. Individual player performances are official and are entered in the records, but the game does not count in the league standings and may be re-scheduled at a later date.

**SUSPENDED GAME:** A game becomes a suspended game if it is terminated for any of the following reasons: 1) a curfew imposed by law; 2) a time limit permissible under league rules; 3) light failure or malfunction of a mechanical field device under control of the home club (including automatic tarpaulin or water removal equipment); 4) darkness because of any law, the lights may not be turned on. No game called because of a curfew or a time limit shall be a suspended game unless it has progressed far enough to have been a regulation game (see above). A game called under provision 3 or 4 shall be a suspended game at any time after it starts. Since 1980, if weather forces the termination of a legal game while an inning is in process, it will become a suspended game if either of the following two conditions exists: 1) the visiting team has scored one or more runs to tie the game and the home team has not scored, or 2) the visiting team has scored one or more runs to take the lead and the home team has not tied the score or taken the lead. If a legal game is tied when called because of weather and neither situation listed above prevails, it is a tie game and must be replayed in its entirety. Suspended games shall be resumed at the exact point of suspension of the original game. A game called at the END of a completed inning AFTER NINE INNINGS for any reason shall be a SUSPENDED game. This rule became effective in 1969.

## PRE-GAME BATTING PRACTICE SCHEDULE

### Truist Park Game Times

	12:20 PM	1:20 PM	4:10 PM	7:10 PM	7:20 PM
Visitors Early Work		8:15-9:15	11:00-12:00	2:00-3:00	2:10-3:10
Braves Early Work		9:15-10:15	12:00-1:00	3:00-4:00	3:10-4:10
Braves Early BP		9:15-9:45	12:00-12:30	3:00-3:30	4:10-4:40
Braves Pitchers BP	9:10	10:35	1:20	4:20	4:35
Team Stretch	9:15	10:40	1:25	4:25	4:35
Braves BP	9:30-10:20	10:50-11:40	1:35-2:25	4:35-5:25	4:45-5:35
Visitor's BP	10:25-11:15	11:45-12:35	2:30-3:20	5:30-6:20	5:40-6:30

All Times Are Subject To Change.

# 2020 SPRING TRAINING INFORMATION

## REPORT DATES

### MAJOR LEAGUE REPORTING DATES

Pitchers and catchers report on February 12, with the first workout on February 13. Balance of the team reports February 17, with the first full-squad workout slated for February 22.

### MINOR LEAGUE REPORTING DATES

The Braves will have early report dates on February 11 and February 16, while the full minor league rosters will report March 4. The first workout is March 6.

## COMPLEX

### COOLTODAY PARK

Constructed: 2019  
Capacity: 8,000  
Dimensions: 335 - 400 - 325

## OFFICE HEADQUARTERS

### COOLTODAY PARK

18800 South West Villages Pkwy  
Venice, FL 34293

General Office:  
(941) 413-5000

## PRE-GAME TIMINGS

### AFTERNOON GAMES (1:05 STARTS):

Braves BP: 10:10-11:10 AM  
Visitors BP: 11:10-12:10 PM

### NIGHT GAMES (6:05 STARTS):

Braves BP: 3:10-4:10 PM  
Visitors BP: 4:10-5:10 PM

## BRAVES SPRING TRAINING SITES

1901..... Norfolk, VA	1916-18..... Miami, FL	1945..... Washington, D.C.
1902-04..... Thomasville, GA	1919-20..... Columbus, GA	1946-47..... Ft. Lauderdale, FL
1905..... Charleston, SC	1921..... Galveston, TX	1948-61..... Bradenton, FL
1906..... Jacksonville, FL	1922-37..... St. Petersburg, FL	1962..... Palmetto, FL
1907..... Thomasville, GA	1938-40..... Bradenton, FL	1963-1997..... West Palm Beach, FL
1908-12..... Augusta, GA	1941..... San Antonio, TX	1998-2019..... Kissimmee, FL
1913..... Athens, GA	1942..... Sanford, FL	2020-Pres. .... North Port, FL
1914-15..... Macon, GA	1943-44..... Wallingford, CT	

## SPRING TRAINING RESULTS

Year	Record	Year	Record	Year	Record
1966	13-13	1986	18-11	2005	12-15-1
1967	12-13	1987	16-14	2006	11-18-3
1968	13-11	1988	8-21	2007	18-12-2
1969	11-12	1989	16-12	2008	15-15-2
1970	15-17	1990	7-7	2009	21-12
1971	13-14	1991	15-12	2010	17-12-1
1972	8-12	1992	10-19	2011	17-13-4
1973	4-18-1	1993	17-11-2	2012	10-18-5
1974	10-11-1	1994	20-9	2013	20-15
1975	9-19	1995*	14-13	2014	12-18-3
1976	16-14	1995	3-8	2015	15-17-2
1977	8-8-1	1996	16-10-1	2016	6-20-6
1978	14-11	1997	10-18	2017	9-22-2
1979	16-10	1998	13-17-1	2018	14-18-1
1980	10-9	1999	17-13	2019	16-16
1981	15-15	2000	14-17		
1982	18-7	2001	12-13-3		
1983	13-15	2002	15-14-2		
1984	13-13	2003	17-12-2		
1985	18-11	2004	14-17		

\* Spring Training 1



# MAJOR LEAGUE BASEBALL 2020 IMPORTANT DATES CALENDAR

## JANUARY

- 10 Salary arbitration exchange date

## FEBRUARY

- 3 Through Feb. 21 Salary Arbitration Hearings
- 12 First date players may be placed on the 60-Day Injured List  
The voluntary date on which all pitchers, catchers and injured players on a Major League roster may be invited to attend Spring Training workouts
- 15 First date weekend waivers will be processed; continues through end of season
- 17 The voluntary date on which all position players on a Major League roster may be invited to attend Spring Training workouts
- 22 Anticipated start of Spring Training games among Major League Clubs  
The mandatory date all players must report to Spring Training

## MARCH

- 1 First date Clubs may ask waivers on selected Rule 5 or draft-excluded players
- 2 First date to renew Major League contracts
- 6 First date Clubs may assign selected Rule 5 or draft-excluded players
- 8 Last date to request UR Waivers and owe 30 days' termination pay (before 2:00pm ET)
- 9 UR Waivers requested today (until 2:00pm ET on March 25) Club will owe player 45 days' termination pay
- 10 Last date to assign an injured player to a Minor League Club, if permissible
- 11 Last date to renew Major League contracts
- 16 Last date a XX(B) player signed to a Minor League contract qualifies for a bonus obligation
- 21 Last date to select or release a XX(B) "Retention Bonus" player before a bonus obligation
- 23 Last date to request UR Waivers and owe 45 days' termination pay (before 2:00pm ET)  
The earliest date that a Club may backdate a placement on the 7-day/10-day/15-day Injured List
- 26 Official opening of 2020 season - rosters reduced to 26 players and 13 pitchers

## APRIL

- 2 First date 10-day Injured List players may be reinstated, if permissible
- 5 First date optioned position players may be recalled, if permissible
- 7 First date 15-day Injured List players may be reinstated, if permissible
- 10 First date optioned pitchers may be recalled, if permissible
- 24 All Outright Waivers in effect expire at 5:00 pm ET
- 25 New waiver period begins

## MAY

- 15 International player registration deadline  
Earliest date Clubs may re-sign Major League players they released after August 31, 2019
- 25 First date that players on the 60-day Injured List may be reinstated, if permissible

## JUNE

- 1 XX(B) "Retention Bonus" player may require release if not added to 26-man roster
- 3 Start of Closed Period - First-Year Player Draft
- 10 - 12 2020 First-Year Player Draft, Omaha, NE
- 15 End of 2019 - 2020 international signing period
- 16 First date Clubs may trade a XX(B) player without his consent
- 21 Release of the 2020 - 2021 international signing period registration list

## JULY

- 2 Beginning of 2020 - 2021 international signing period
- 10 Signing deadline for Rule 4 drafted players - 5:00pm ET
- 14 All-Star Game at Dodger Stadium, Los Angeles, CA
- 15 Forfeited Pick Lottery, if necessary
- 31 Trade deadline - 4:00pm ET  
Waivers secured on or after April 25, 2020 expire at 5:00pm ET

## AUGUST

- 1 New waiver period begins
- 15 Last date to select player to avoid draft-excluded status
- 29 Unconditional Release Waivers must be requested by 2:00pm ET to avoid May 15, 2021 signing restriction
- 31 Post-season eligibility lists are established by 11:59pm ET  
Secured Outright Waivers expire by 11:59pm ET

## SEPTEMBER

- 1 Active Major League player limit increased from 25 to 28 players and 14 pitchers  
New Outright Waiver period - secured waivers are good for seven days
- 20 Last day to trade any Minor League UPC until end of championship season - Noon ET
- 27 Last scheduled day of the 2020 championship season  
Last weekend date waivers will be processed until next Spring Training
- 28 All players on optional assignment must be recalled  
All players on the 7-day, 10-day, and 15-day Injured Lists must be reinstated  
Minor League UPC's may now be traded between Major League Clubs  
Injured players now may be assigned to Minor Leagues until November 20, 2020, if permissible  
(unless play-in game necessary)

## OCTOBER

Sept 28 - 15 Article XX(D) Free Agency period

### DATES BASED ON END OF WORLD SERIES

- 1st Day After Eligible XX(B) players become free agents at 9:00am ET
- 4th Day After Last date to request waivers on draft-excluded players until next spring
- 5th Day After Last date to reinstate players from the 60-day Injured List  
Last date to outright potential Minor League free agent without Major League contract, if permissible (Before 5:00pm ET)  
Last date for former Club to tender qualifying offer to XX(B) players  
XX(B) free agents may sign with any Club at 5:00pm ET  
Major League UPC's may now be traded between Major League Clubs  
Minor League players become free agents at 5:00pm ET, if applicable
- 15th Day After Last date for XX(B) player to accept qualifying offer from former Club

## NOVEMBER

- 18 Last date to ask Outright Waivers on an injured player, if permissible
- 20 Last date to outright an injured player to the Minor Leagues, per Article XIX(C)  
Reserve lists for all Major and Minor League levels filed, by 6:00pm ET
- 30 Last date prior to tender deadline to ask Outright Waivers on a player without a 2021 Major League contract

## DECEMBER

- 2 Tender deadline
- 3 Last date to request Outright Waivers to assign player prior to Rule 5 Draft
- 7 Last date to outright a player prior to the Rule 5 Draft
- 10 Major League Rule 5 Draft - Winter Meetings, Dallas, TX

# BRAVES CARE

live • learn • play • serve • sustain

Braves Care is our social responsibility platform dedicated to addressing and supporting critical issues that affect Braves Country. Braves Care touches the lives of thousands of youth and their families in Metro Atlanta and the Southeast region through the pillars of **LIVE, LEARN, PLAY, SERVE** and **SUSTAIN**. Through the lens of "For the A", Braves Care aims to demonstrate our commitment to our neighbors that reaches far beyond the walls of Truist Park and extend to the hearts and homes of the many people who support our team. We are committed to working rigorously to improve the quality of life and to share our love of baseball with our community.

## LIVE

The Braves, through the pillar of LIVE, strive to raise awareness and funds for cancers impacting our families, create environments for physical activity, celebrate fighters/survivors, share knowledge to support and encourage healthy lifestyle choices for physical and mental wellness, and support organizations that promote preventive care.


### FAN FIT FESTIVAL

Fan Fit Festival presented by Northside Hospital offers fans the opportunity to learn about different resources that support making healthy lifestyle choices. Fans are invited to participate in yoga on the field, kickboxing in the Chophouse, and cycling on the roof top!



### BREAST CANCER AWARENESS DAY

Truist Park will go pink on May 10th as the Braves, WellStar Cancer Network, Kroger, and the American Cancer Society's Making Strides Against Breast Cancer partner to continue to raise awareness and honor the courageous journeys of breast cancer fighters and survivors.



### CHILDHOOD CANCER AWARENESS DAY

Childhood Cancer Awareness Day raises critical funds and awareness for pediatric cancer research. On September 5th, the Braves will honor children and families who have courageously battled or are currently battling pediatric cancer.



### PROSTATE CANCER AWARENESS DAY

The Braves and Major League Baseball will dedicate June 7th to Prostate Cancer Awareness Day to help raise awareness and honor those who have bravely fought prostate cancer.




# LEARN

The Braves aspire to empower, educate, mentor and encourage youth to stay engaged in the classroom and celebrate educators for their continued dedication to all students throughout Braves Country. Through the pillar of LEARN, we aim to teach the game of baseball through literacy and math/science initiatives, cultivate future leaders, and expose students to career opportunities in baseball.

## ATLANTA BRAVES SCIENCE OF BASEBALL

Atlanta Braves and Xfinity are committed to engaging students in STEM through a fun and interactive educational curriculum. The Braves Science of Baseball program engages middle school students in how the sport of baseball uses math, science, and technology concepts. During the program, students learn how angles, velocity, and spin impact home runs, the geometry of a baseball field, and the statistical analysis of baseball records.



## MOST VALUABLE TEACHERS

The Atlanta Braves celebrate educators throughout Braves Country who are making a difference in their classrooms and in their communities with Most Valuable Teacher grants for their individual classroom projects and needs.





# PLAY

The Braves are committed to growing the game in all of Braves Country and sharing with the community one of the skills we know best – baseball. Our dedication, enthusiasm, and respect for the game are visible on and off the field. Through the pillar of PLAY, we aim to introduce the game, teach the game, play the game, support the growth of the game, and celebrate the game.

## INTRODUCE THE GAME

The Braves want every young person to experience our game in a fun and easy way. Through programs like FUN AT BAT, PLAY BALL events, whiffle ball, and stickball, the Braves offer many opportunities for youth to engage with our game. Our goal through these initiatives is to entice youth to sign up for a league and begin to grow in the sport.

## TEACH THE GAME

The focus is on teaching baseball techniques correctly while also empowering coaches to do the same. The Braves strive to raise the standard of the youth baseball/softball experience by offering clinics and workshops for parents, umpires, and field maintenance staff.

## PLAY THE GAME

Creating opportunities through inner-city, league-based programs is a focus for the Braves. Junior Braves & Braves RBI create an environment where youth play our game in a safe, fun and affordable way. Additionally, experience-driven tournaments like the Braves Country Battles and Braves Country Championships offer youth teams from across the Southeast a chance to play at a competitive level.

## SUPPORT THE GAME

As the cost of playing baseball and softball has increased, the Braves remain devoted to supporting the game for leagues, teams, and coaches who need support or guidance. Through donations and fund-raising packages, equipment drives, grant guidance, league event support and partnerships, the Braves serve as a resource for programs in the Southeast.

## CELEBRATE THE GAME

The Braves celebrate everything within the sport of baseball: great coaches, positive athletes, amazing plays, all-star youth, and championship teams. Through partnerships with youth and high school associations, non-profit organizations and other baseball supporters, we will celebrate deserving individuals throughout Braves Country.



# SERVE

Braves players, coaches, and front office staff demonstrate appreciation to the women and men of the military and celebrate community heroes by dedicating our time and resources. Through the pillar of SERVE, we desire to instill inspiration, encouragement, and support for all of Braves Country.

## COMMUNITY HEROES WEEK

Community Heroes Week presented by the Atlanta Braves Foundation and Fox Sports South celebrates people who have overcome adversity or raised awareness of various issues affecting our community. This week seeks to remind Braves Country that everyone has the power, opportunity, and tools to make a difference in their community and beyond.

## MILITARY OUTREACH

The Braves honor our nation's military veterans and members of armed forces by partnering with military organizations to visit military bases, donate tickets to Braves home games and host unique experiences throughout the season. The Braves Remember Everyone Deployed during RED Fridays where players wear red jerseys and fans are encouraged to show their support by wearing red as well.



# GROWING OUR COMMUNITIES

Hank Aaron Week and Los Bravos celebrate the many contributions African Americans and Latinos are making to the game of baseball. Through the Braves Care pillars of **LIVE, LEARN, PLAY, SERVE** and **SUSTAIN**, we commit to highlighting those contributions and growing the game of baseball and softball.

## LOS BRAVOS

The Los Bravos serves as a platform to connect with our Spanish language fan base and the Latino community in Atlanta. Braves players and alumni visit schools throughout the year to teach the game of baseball and share about their experiences growing up in their native countries.



## HANK AARON WEEK

To honor Mr. Aaron, the Braves dedicated July 29 - August 4, 2019 as Hank Aaron Week, presented by Delta Air Lines. Among honoring and celebrating Mr. Aaron through service, education, and philanthropic programs, the centerpiece of Hank Aaron Week activities is the inaugural Hank Aaron Invitational. For the Hank Aaron Invitational, the Braves, MLB, MLB Players Association and USA Baseball recognized the top 44 diverse high school baseball players in the country, who competed in an inaugural showcase game at Truist Park - Hank Aaron Invitational Game. .



# ATLANTA BRAVES FOUNDATION

The Atlanta Braves Foundation is the charitable arm of the Atlanta Braves that invests in programs that serve children, families, and communities across Braves Country through grant making, strategic partnerships and signature programs. The Atlanta Braves Foundation serves as the fundraising and funding mechanism for Braves Care and allows organizations, individuals, companies and communities from across Braves Country to engage with the Club in social good.

## BRAVES FOUNDATION BASEBALL FIELD REFURBISHMENT

The Foundation has pledged to refurbish 10 baseball fields in Braves Country. To date, West Manor Park in Atlanta, Fullers Park in Marietta, Powder Springs Park in Powder Springs, Dacula Park in Dacula, Harrison Park in Marietta, and Tom Fontaine Park in Macon, GA have been renovated. The field refurbishment projects include renovating the infield and outfield, sanding and painting the bleachers, moving foul poles, installing top-notch pitcher's mounds as well as new backstop netting and sprucing up the dugouts.



## BRAVES FOUNDATION GRANTS PROGRAM

The Atlanta Braves Foundation contributed cash and in-kind donations to the local community in 2019 and awarded 28 local non-profit organizations with grants to fund their 2019-20 initiatives. The Atlanta Braves Foundation funds organizations that focus on youth in the areas of health and wellness, education, and youth baseball.

