

Reds



SUÁREZ
Venezuelan &
NL Third Baseman
HR Records



VOTTO
2010-2019
All-Decade
Team



STROP
46



CASTELLANOS
2



BAUER
27



MILEY
22



MOUSTAKAS
9



AKIYAMA
4



GRAY &
CASTILLO
2019 All-Stars





Great American Ball Park
100 Joe Nuxhall Way
Cincinnati, OH 45202
Phone: (513) 765-7000
Twitter: @Reds



Major League Baseball
1271 Avenue of the Americas
New York, NY 10020
Phone: (212) 931-7800
www.mlb.com, Twitter: @MLB

Cincinnati Reds Minor League Affiliates

Class AAA: Louisville Bats - International League
Class AA: Chattanooga Lookouts - Southern League
Class A: Daytona Tortugas - Florida State League
Class A: Dayton Dragons - Midwest League
Rookie: Billings Mustangs - Pioneer League
Rookie: Arizona League Reds - Arizona League
Rookie: Greeneville Reds - Appalachian League

Cincinnati Reds Mission Statement

The Cincinnati Reds are dedicated to building and maintaining a championship-caliber team that carries on our rich baseball tradition. We are committed to providing superior service, exceptional entertainment and continued contributions in our community.

The Cincinnati Reds' 2020 media guide was produced by the media relations and creative services departments and is based on information available through February 13, 2020. Biographies, statistics, editing and research provided by Rob Butcher, Larry Herms, Jamie Ramsey, Amy Calo, Brendan Hader, Michael King, Patrick O'Leary, Hannah Burton, Alex Mayer and Elias Sports Bureau. Contributing photos provided by Reds team photographers Greg Rust and Philip Groshong, Mike Moore, the National Baseball Hall of Fame, Getty Images, Major League Baseball and its affiliates. Special thanks to Pat Latham from CJK Print Possibilities. The 2020 media guide is an official publication of The Cincinnati Reds, LLC, 100 Joe Nuxhall Way, Cincinnati, OH 45202, (513) 765-7000. Its logos and graphics are trademarks of the Cincinnati Reds. All rights reserved. Reproduction in whole or in part without written permission is strictly prohibited. Printed in the USA using soy ink and 10% PCRF recycled content.

TABLE OF CONTENTS/INDEX

Reds Front Office	6-38	2019 Season Review	305-364
Ballpark Operations Bios.....	27	Attendance, NL.....	325
Baseball Operations Bios.....	15-22	Attendance, Day-by-Day.....	324
Broadcasters.....	24-26	Batting Order.....	318
Business Operations Bios.....	28-30	Batting Statistics.....	314
Executive Bios.....	8-15	Catchers' Stats.....	317
Front Office, Directory.....	4-7	Catchers' Throwing Percentage.....	317
Front Office, Photos.....	31-36	Day Totals, Reds Batters.....	340
Medical Staff.....	23	Day Totals, Reds Pitchers.....	340
Security K9s.....	37	Day-by-Day Results.....	321-323
Cincinnati Reds	39-234	Designated Hitters.....	318
Acquisitions.....	62-63	Disabled List.....	320
Baseball Operations Support Staff.....	57	Ejections.....	320
Birthdays.....	231	Extra-Inning Games.....	319
Clubhouse Staff.....	58	Fielding Statistics.....	316-317
Coaches.....	42-56	Great American Ball Park Totals, Reds Batters.....	338
Manager, David Bell.....	40-42	Great American Ball Park Totals, Reds Pitchers.....	338
Media Relations Staff.....	61	Highs and Lows.....	344-345
Medical Staff.....	59-60	Leaders, AL Batting/Pitching.....	359-363
Players.....	67-230	Leaders, NL Batting/Pitching.....	352-355
Roster, 40-Man.....	64-65	Left Handers, Reds Batters vs.....	336
Roster, Non-Roster Invitees.....	66	Left Handers, Reds Pitchers vs.....	336
Service Time, Major League.....	186	Monthly Recaps.....	326-333
Team Travel.....	58	Multi-Hit Games.....	319
Twitter Handles.....	233	Night Totals, Reds Batters.....	341
Reds Player Development and Scouting	235-304	Night Totals, Reds Pitchers.....	341
Award Winners, 2019 Minor League.....	259	Pitching Statistics.....	315
Affiliate Directory.....	244	Records When...Reds'.....	319
Affiliates, Through the Years.....	256	Reds by Day/Month/Series/Game.....	320
All-Star Selections, 2019 Reds Minor League.....	259	Relievers Totals.....	315
Barton Scout of the Year Award.....	236	Review, 2019 Season.....	306-313
Bender Award Winners.....	257	Right Handers, Reds Batters vs.....	337
Coordinators/Instructors.....	242-243	Right Handers, Reds Pitchers vs.....	337
Cross Checkers, Photos.....	237	Road Totals, Reds Batters.....	339
Directory, Player Development and Scouting.....	236	Road Totals, Reds Pitchers.....	339
Draft, 2019.....	257	Scoring Position, Reds Batters With Runners In.....	342-343
Draft, All-Time No.1 Draft Selections.....	258	Standings, 2019 MLB Final.....	306
International Player Development, Photos.....	238	Starters by Position.....	318
Leaders, 2019 Organizational.....	260	Starters/Relievers Comparison.....	315
Managers/Coaches.....	245-255	Statistics, Reds First-Half.....	334
Player Development Department.....	239-241	Statistics, Reds Second-Half.....	335
Recaps, 2019 Team.....	261-268	Statistics and Rankings, AL.....	356-358
Players.....	270-304	Statistics and Rankings, NL.....	349-351
Pro Scouts, Photos.....	237	Transactions.....	346-348
Scouting Supervisors, Photos.....	238	Wins in Last At-Bat.....	319
Standings, 2019 Affiliates.....	260	Won-Lost Breakdowns.....	319
Standings, 2019 NL Minor League.....	260		
Top Prospects.....	259		



TABLE OF CONTENTS/INDEX

Opponents.....	365-388	Opening Day Lineups, Since 1900.....	436-439
Ballparks, Major League Directory.....	387	Opening Day Results.....	434-435
Opponents, AL.....	383-386	Perfect Game.....	471
Opponents, NL.....	369-382	Pitching, Individual Records.....	465
Record vs AL.....	383	Pitching, Reds League Leaders.....	465
Record vs NL.....	366-368	Pitching, Top Five.....	466
		Pitching, Yearly Individual Leaders.....	461-464
Reds History.....	389-480	Pitching, Year-by-Year Statistics.....	460
All-Stars, All-Time.....	432	Pitching Records, Single Game.....	467
Attendance, Year-by-Year.....	398	Players Statues.....	422-423
Award Winners.....	430-431	Players/Pitchers/Rookies of the Week/Month.....	433
Ballpark History.....	396-397	Record, Home/Road, Since 1900.....	394
Ballparks, Through the Years.....	395	Record, Year-by-Year.....	392-394
Batting, Individual Records.....	452-453	Retired Uniform Numbers.....	419-421
Batting Records, Single Game.....	456-457	Road Trips, Best.....	442
Batting, Reds League Leaders.....	449	Roster, All-Time, Post-1900.....	402-407
Batting, Top Five.....	450	Roster, All-Time, Pre-1900.....	401
Batting, Year-by-Year Team Stats.....	444	Streaks, Winning and Losing by Season.....	440
Batting, Yearly Individual Leaders.....	449-453	Strikeouts, Most by Reds Batters in Game.....	457
Club Records, Batting.....	451	Uniform Numbers, All-Time.....	424-429
Club Records, Fielding.....	472		
Club Records, Pitching.....	467	Reds in Postseason.....	481-512
Coaches, Since 1900.....	400	Batting Leaders.....	487
Fielding, Individual Records.....	473	Club Records.....	485-486
Fielding, Year-by-Year.....	472	Individual Batting Records.....	484
Games By Position, Most Career.....	474	Individual Pitching Records.....	488
Hall of Fame, National.....	408-409	Pitching Leaders.....	489
Hall of Fame, Reds.....	410-417	Postseason History.....	482
Hall of Fame and Museum, Reds.....	418	Roster, All-time Postseason.....	483
Highest Scoring Games.....	441	Series Results, By Year.....	490-512
Home Runs, Grand Slams.....	450		
Home Runs, Great American Ball Park.....	463	Media and Other Info.....	513-555
Home Runs, Reds Trios/Duos.....	453	Affiliates, Radio.....	517
Home Runs, Reds w/30 in a season.....	453	Ballpark Guest Guide.....	531-555
Home Runs, Year-by-Year.....	443	Batting Practice Schedule, 2020.....	518
Homestands, Best.....	442	BBWAA, Cincinnati Chapter.....	520
Important Dates, Reds History.....	390-391	Broadcasters, All-Time.....	514-516
Induction Weekend.....	418	Covering the Beat, Photos.....	520
Inning, Biggest Ever.....	456	Directory, MLB Front Office.....	523
Last Time it Happened.....	475-479	Game Broadcast.....	518-519
Managers, Since 1900.....	399	Media Outlets, Local.....	521
Managers, Winningest.....	399	Media Relations Information/Guidelines.....	518
Marathons.....	441	Media Relations Directory, MLB Clubs.....	530
Miscellaneous Records.....	474	National Baseball Hall of Fame Information.....	522
Miscellaneous Hitting Feats.....	453-455, 458	Promotional Dates, 2020.....	528
Miscellaneous Pitching Feats.....	467-468	Reds on the Airwaves.....	514
Most Seasons, Players.....	400	Rules of Interest, MLB.....	522-523
No-Hitters.....	471	Seating Chart, Great American Ball Park.....	529
		Spring Training Information.....	524-527



STAFF DIRECTORY
INVESTORS
Robert H. Castellini – W. Joseph Williams Jr. – Thomas L. Williams

Lindner Reds Baseball IV LLC – Frank Cohen – William J. Reik

Buy Buy Baseball, LLC – EMK Investment Company, LLC – Larry Sheakley – Jeffrey L. Wyler

Harry J. Fath – Jeffrey L. Gendell – Edwin J. Rigaud, AACE, LLC – HKR Baseball, LLC – Ronald L. Sargent

John H. Wyant – George H. Vincent, Queen City Diamond, LLC – Heading for Home, LLC – Art Hauser

EXECUTIVE OFFICE

Robert H. Castellini Chief Executive Officer
 W. Joseph Williams Jr. Chairman
 Thomas L. Williams Vice Chairman
 Phillip J. Castellini..... President and Chief Operating Officer
 Shellie Petrey..... Executive Operations Manager
 Dick Williams President of Baseball Operations
 Nick Krall..... Vice President and General Manager
 Sarah Vedder..... Exec. Asst. to Pres. of Baseball Ops. & GM
 Walt Jocketty Executive Advisor to the CEO
 Christopher L. Fister..... Secretary and Treasurer
 Karen Forgas..... Senior Vice President of Business Operations
 Teddy Siegel Business Ops. Assistant
 Emily Mahle Business Ops. Assistant/Speakers Bureau
 Doug Healy Senior Vice President of Finance and CFO
 James A. Marx, Esq. Chief Legal Officer
 Teena Schweier Assistant to CLO and CFO

Christina Harlow Development Ops. Engineer
 Bryce Dugar..... Data Engineer
 Bo Thompson Manager, Advance Scouting
 Gary Hall..... Coordinator, Major League Video & Technology

Pro Scouting

Rob Coughlin Director, Professional Scouting
 Cam Bonifay Special Assistant to GM, Player Personnel
 "J" Harrison Special Assistant to the General Manager
 Marty Maier..... Special Assistant to the General Manager
 John Morris..... Special Assistant to the General Manager
 Jeff Schugel..... Special Assistant to the General Manager
 Gary Glover Professional Scout
 Joe Jocketty..... Professional Scout
 Ben Jones..... Professional Scout
 Bruce Manno Professional Scout
 Mick Mattaliano..... Professional Scout
 Jeff Morris..... Professional Scout
 Steve Roadcap Professional Scout
 Daniel Beattie Pro Scouting Analyst
 Rob Fidler Manager, Pacific Rim Scouting
 Jamey Storvick Scout, Pacific Rim

BASEBALL OPERATIONS
Front Office

Sam Grossman..... Vice President, Assistant General Manager
 Buddy Bell..... VP, Sr. Advisor to President of Baseball Ops.
 Chris Buckley..... Vice President, Player Personnel
 Jeff Graupe..... Senior Director, Player Personnel
 Joe Morgan..... Senior Advisor to Baseball Operations
 Mark Edwards..... Manager, Baseball Operations
 Katie Krall..... Baseball Operations Analyst
 Geoff Head Senior Director of Health & Performance
 Charles Leddon Director, Sports Science Initiatives
 Jesus Ramos Sports Science Assistant
 Tim Rosenbaum Data Collection Specialist
 Brett Elkins..... Manager, Baseball Systems
 Ryan Barger..... App. Specialist, Baseball Systems
 Michael Schatz Manager, Baseball Analytics
 Melissa Booker Coordinator, Baseball Analytics
 Kevin Corby Senior Data Scientist
 Chris Jackson Data Scientist
 Stuart Wallace Data Scientist
 Nick Wan..... Data Scientist
 James Brand..... Major League Analyst
 Samantha Rack Baseball Analytics Developer
 Joe Delia..... Developer, Baseball Systems

Amateur Scouting

Brad Meador..... Director, Amateur Scouting
 Paul Pierson..... Assistant Director, Amateur Scouting
 Joe Katuska Assistant Director, Amateur Scouting
 Trey Hendricks..... Director, International Scouting
 Greg McMillin..... Assistant Director, International Scouting
 Richard Jimenez..... Director, Latin America Scouting
 Richard Castro..... Assistant Director, Latin America Scouting

Player Development

Shawn Pender Vice President, Player Development
 Eric Lee Senior Director, Player Development
 Bill Doran Special Assistant, Player Development
 Eric Davis Special Assistant, Player Performance
 Barry Larkin Special Assistant, Player Performance
 Mario Soto..... Special Assistant, Player Performance
 Harris Kingsley Player Development Analyst
 Patrick Serbus Director, Minor League Athletic Training
 Melissa Hill..... Coordinator, Baseball Administration
 Mark Heil Coordinator, Player Development
 Becky Schnakenberg Coordinator, Minor League Wellness
 Leah Reitmayer Coordinator, Minor League Nutrition

Clete Sigwart Manager, Athletic Training
 Morgan Gregory Coordinator, Minor League Str. & Cond.
 Alex Puskarich Asst. Minor League Str. & Cond. Coord.
 Will Gilmore Rehab Strength & Conditioning Coordinator
 Charlie Rodriguez Player Development Assistant
 Chris Tremie Field Coordinator
 C.J. Gillman Hitting Coordinator
 Kyle Boddy Director of Pitching Initiatives/Pitching Coord.
 Eric Jagers Assistant Pitching Coordinator
 Tony Fossas Roving Pitching Instructor
 Joel Noboa Latin American Field Coordinator
 Luis Bolivar Academies Coordinator
 Willie Harris Outfield/Baserunning Coordinator
 Jose Nieves Infield Coordinator
 Corky Miller Catching Coordinator
 Frank Pfister Mental Skills Coach
 Tyler Klein Mental Skills Coordinator

Arizona Operations

Mike Saverino Operations Manager
 Branden Croteau Operations Assistant
 Jon Snyder Minor League Equipment Manager
 John Bryk Minor League Clubhouse Assistant
 Ryan Dammeyer Minor League Clubhouse Assistant
 Mitchell Bonds Coordinator, Minor League Video & Tech.

Major League Team Travel

Gary Wahoff Senior Director, Team Travel

Media Relations

Rob Butcher Vice President, Media Relations
 Larry Herms Director, Media Relations
 Jamie Ramsey Director, Media Relations, Digital Content
 Jorge Merlos Spanish Translator/Media Relations Assistant
 Luke Shinoda Japanese Translator / Media Relations Coord.

Medical Staff

Dr. Timothy Kremchek Medical Director
 Steve Baumann Head Athletic Trainer, ATC, CSCS
 Jimmy Mattocks Assistant Athletic Trainer, ATC
 Tomas Vera Assistant Athletic Trainer, ATC
 Sean Marohn Director, Str./Cond., CSCS/RSCC*D
 Zach Gjestvang Asst. Director, Str./Cond., CSCS/RSCC
 Brad Epstein Director, Physical Therapy and Rehab
 Ashley Meuser Major League Sports Dietician

Clubhouse

Rick Stowe Senior Director, Clubhouse Operations
 Josh Stewart Visiting Clubhouse Manager
 Mark Stowe Reds Clubhouse Assistant

BALLPARK OPERATIONS

Tim O'Connell Vice President of Ballpark Operations

Ballpark Operations

Sean Brown Senior Director of Ballpark Operations
 Colleen Rodenberg Director of Ballpark Administration
 Jan Koshover Senior Manager of Guest and Event Ops.
 Matt Keifling Senior Manager of Ballpark Maintenance
 Gary Goddard Chief Engineer

Jen Clemens Ballpark Administrative Services Manager
 Robert Burkhart Finish Carpenter
 Richard Kleinwachter Electrician
 Daniel Korb Electrician
 Chris Casarcia HVAC Technician
 Ryan Short HVAC Technician
 Don Eichstadt Refrigeration & Food Svc. Eqpt. Mechanic
 Justin Faul Maintenance Worker I
 Joe Simpson Maintenance Worker I
 Kyle Danbury Maintenance Assistant
 Jon Phelps Ops QA/QC
 Phil Stall Painter
 Daniel Schmaltz Plumber
 Chase Vogel Ballpark Operations Coordinator
 Geoffrey Joseph Shipping & Receiving Clerk

Field Operations

Stephen Lord Head Groundskeeper
 Derrik Grubbs Assistant Head Groundskeeper
 Christo Wallace Grounds Supervisor

Public Safety and Security

John Cordova Director of Security and Public Safety
 Dewitt Anderson Public Safety Officer
 John Brehm Public Safety Officer
 Kyle DeWine Public Safety Officer
 Michael Grote Public Safety Officer
 Craig Heintzelman Public Safety Officer
 Kenneth Lewis Public Safety Officer
 Logan Lucas Public Safety Officer
 Richard Miller Public Safety Officer
 Jason Schwab Public Safety Officer
 Patrick Sponsler Public Safety Officer
 Vincent Steinwert Public Safety Officer
 Richard Toschlog Public Safety Officer
 Brenna Turner Public Safety Officer

BUSINESS OPERATIONS

COMMUNICATIONS AND MARKETING

Ralph Mitchell Vice President of Comm. and Marketing

Communications

Lisa Braun Director of Digital Media
 Audra Sordyl Director of Marketing
 Jarrod Rollins Director of Communications & Web Content
 Michael Anderson Public Relations Manager
 Lori Watt Promotional Purchasing/Broadcasting Admin.
 Brendan Hader Communications Manager
 Chadwick Fischer Social Media Manager
 Carter Kennedy Social Media Design Coordinator

Creative Services

Jansen Dell Director of Creative Operations
 Amy Calo Creative Services Manager
 Michael King Senior Designer
 Sara Treash Graphic Designer
 Brandon Cafferky Junior Graphic Designer

PROMOTIONAL EVENTS AND PRODUCTIONS

Zach Bonkowski Vice President of Promo Events/Prod.

Promotional Events and Player Relations

Corey HawthorneDirector of Promo Events/Plyr. Relations
 Jim Myers.....Authentic Manager
 Sean Molloy Authentic Assistant

Kelsey ProctorPromotional Events Manager
 Nick St. Pierre Promotional Events Manager
 Kevin Fagin Promotional Events Coordinator

Productions

Jami Itiavkase Director of Productions
 Billy Johnson..... Productions Manager
 Brent VinsonVideo Engineer - Technical Manager
 Nick Prince..... Video Productions & Technical Specialist
 Nicholas Wedge.....Motion Graphic Designer
 Kaitlin Simcoe..... Content Productions Specialist

COMMUNITY RELATIONS

Lindsey Dingeldein Director of Community Relations
 Natalya Herndon..... Diversity Relations Coordinator

CORPORATE PARTNERSHIPS

Bill Reinberger Vice President of Corporate Partnerships
 Dave Collins..... Director of Sponsorship Development
 Dan Lewis Corporate Partnerships Manager
 Todd Richardson Corporate Partnerships Manager
 Jason Strine..... Corporate Partnerships Manager
 Joe Zerhusen.....Broadcast and Affiliates Manager
 Joanie Conkle.....CRM Manager
 Erika Galiette..... Senior Manager of Fulfillment
 Jessica Jamison Corporate Account Services Manager
 Matt Pohlman..... Corporate Account Services Manager
 Maxx Sample..... Corporate Account Services Manager
 Brandon Bowman..... Trafficking Coordinator
 Denise Lockwood Assistant to Corporate Partnerships

FINANCE AND ADMINISTRATION

Bentley "B.J." Viator..... Vice President of Finance, Controllor

Accounting

Jill NiemeyerAccounting Manager
 Cathy Brakers Senior Accountant
 Sherri Yerkes Staff Accountant
 Sydney Simpson..... Accounts Payable Clerk
 Amanda SimpsonAccounting Clerk

Human Resources

Garry McGuire Employee Relations Manager
 Amy Ford..... Manager, Benefits and Wellness
 Zach Wollman..... HR Business Partner
 Stephanie Pryor..... HR Specialist

Payroll

Leanna Priest..... Director of Financial Reporting and Payroll
 Ayanna Goddard.....Payroll Accountant

INFORMATION TECHNOLOGY AND BUSINESS ANALYTICS

Brian Keys.....Vice President of Technology

Technology

Keith Winchester Information Technology Manager
 Alex MeyerSystems Engineer
 Randy NewsomeSystems Engineer
 Chris Renner.....Systems Engineer
 Clinton Van Andel.....Systems Administrator

Business Analytics

Steven Wyatt..... Data Architect
 Chris CaloSenior Business Analyst
 Mark Boone Business Analyst
 Kristin Elliott..... Application Developer
 Paige Smith..... Business Marketing Developer
 Joe Enriquez.....Application Developer

TICKETS AND BUSINESS DEVELOPMENT

Aaron Eisel..... Vice President of Ticketing and Business Dev.
 Mark SchuelerSenior Director of Ticket Sales & Service

Season Sales and Retention

Patrick Montague..... Director of Ticketing New Business
 Shelley Volpenhein.....Director of Season Ticket Membership
 Chris Herrell..... Season Sales Manager
 Blake WilliamsSr. Account Executive, New Business Dev.
 Jake Eby..... Account Executive, New Business Dev.
 Austin MacEachen Account Executive, New Business Dev.
 Richy Velasquez Account Executive, New Business Dev.
 Eric Keller..... Senior Account Executive, Retention and Sales
 Jimmy DollardAccount Executive, Retention and Sales
 Angel GonzalezAccount Executive, Retention and Sales
 Logan Grapenthien....Account Executive, Retention and Sales
 Tiffany Huffman Account Executive, Retention and Sales

Premium Sales and Services TM

Chris Bausano Director of Premium Sales & Service
 Ryan Rizzo..... Premium Sales Manager
 Megan Stuerenberg..... Senior Premium Service Executive
 Kory Hetzer..... Suites and Premium Service Executive
 Craig Sample Premium Service Executive
 Jacob Swartz Premium Service Executive
 Kevin Sympson..... Premium Service Executive

Group Sales

Carmen Alberini..... Director of Group Sales
 Cardell Carter Group Account Executive
 Aly Gruber..... Group Account Executive
 Eric Liskey..... Group Account Executive
 Mason Smith..... Group Account Executive
 Drew Whitaker Group Account Executive

Digital Ticketing & CRM

Matthew Ollerdisse.....Senior Manager of Ticketing Strategy
 Jon Myers CRM Analyst
 Jami Aufderbeck...Digital Ticket & Membership Benefit Coord.

Single Game Ticketing

Kristen Meyers..... Director of Single Game Ticketing
 Andre Elkins.....Single Game Ticketing Coordinator
 Ryan Haynes.....Single Game Ticketing Coordinator

Special Events

Vicki VolpSr. Manager of Special Events Sales and Ops.
 Terylle Austin..... Manager of Special Event Operations
 Christian Sharp..... Event Services Coordinator

Consumer Clubs

Kayla Umberg.....Consumer Clubs Manager

Customer Service

Craig Warman..... Director of Customer Service
 Anne KirbySwitchboard Operator
 Frank Rosiello..... VIP Ticket Concierge

Ticket Operations


Jacob Widerschein.....Senior Director of Ticket Operations
 Todd Wuest..... Ticket Systems Manager
 Bev Bonavita..... Senior Manager of Season Ticket Operations
 Lance Bucher.....Box Office Window and Parking Manager
 Billy Byrnes..... Senior Manager of Ticket Operations Events
 John Rieder Group Operations Manager
 Catie Bock.....Sr. Mgr. of Ticket Operations Customer Service
 Tyler Crowley..... Ticket Operations Coordinator
 Logan Paragin Ticket Operations Coordinator

REDS COMMUNITY FUND

Charley FrankExecutive Director, Reds Community Fund
 Matthew WagnerAsst. Director, Reds Community Fund
 Jerome Wright P&G MLB Cin. Reds Youth Academy Director
 Jeremy Hamilton.....Assistant Director, Youth Academy
 Sara Ingram Sponsorship and Events Manager
 Colleen Cheek..... Sr. Outreach Manager
 Gabrielle Pape..... Outreach Coordinator
 Emily Egbers..... Fundraising and Operations Coordinator

REDS HALL OF FAME AND MUSEUM

Rick WallsExecutive Director
 Chris Eckes.....Operations Manager/Chief Curator
 Erin ChamberlainMarketing and Development Manager
 Garrett Combs Marketing and Development Assistant
 Ken FreemanEducation & Programming Manager
 Mark Harlow..... Ticket Operations Manager
 Sherry Rowland.....Membership Manager
 Christina Sprance.....Visitor Services and Retail Manager





ROBERT H. CASTELLINI

CHIEF EXECUTIVE OFFICER

On Nov. 2, 2005, the Cincinnati Reds announced that the controlling interest in the club would be acquired by a group of Cincinnatians led by Robert H. Castellini, Chairman of Castellini Company.

Other members of the group acquiring the controlling interest include Thomas L. Williams and W. Joseph Williams, Jr., President and Chairman, respectively, of Cincinnati based North American Properties.

The sale of the club was completed on Jan. 19, 2006, and Mr. Castellini assumed control of the Club as its Chief Executive Officer.

Mr. Castellini has been involved in Major League Baseball for close to 40 years. His involvement included a minor interest in the Cincinnati Reds as part of the Williams family ownership until that interest was sold in 1984.

He became a partner in the Texas Rangers in 1989 and the Baltimore Orioles in 1993. From 1995 until 2006 Mr. Castellini was a major partner in the St. Louis Cardinals. His interest in the Cardinals was sold as a condition of his acquisition of the Cincinnati Reds.

Mr. Castellini has been the Chairman of Castellini Group of Companies since 1992, following tenures as Executive Vice President from 1967–1970 and President from 1970–1992. The Castellini Company businesses include perishable distribution, food processing, public warehousing, transportation logistics and leasing.

In 1963, he graduated from Georgetown University with a degree in economics and after two years as an officer in the U.S. Army he received his MBA from Wharton Graduate School in 1967.


Mr. Castellini is very active in the Cincinnati community. He served as a member of the Board of Trustees for Xavier University as well as Chairman of Xavier’s Development Committee, member and Past President of the Cincinnati Business Committee, a member of the Commercial and Commonwealth Clubs of Cincinnati as well as past president of both clubs, member of the Chief Executives Organization and Past President of the Young Presidents’ Organization, Cincinnati Chapter. He donates his time as a board member of the Cincinnati Center City Development Committee (3CDC) and the Cincinnati Arts and Technology Studios, chairman of the Joint Banks Steering Committee, President of the Cincinnati Equity Fund and New Markets Tax Credit.

He has also been a member of the boards of directors for PNC Bank, Ohio and United States Playing Card Company, Comair Airlines, Babson College Board of Trustees, Denison University Board of Trustees and President of the Queen City Club. Mr. Castellini has been Chairman of the Boards of Trustees for both TriHealth, Inc., the Good Samaritan Hospital and the Cincinnati Zoo, a Board of Trustees member for the National Underground Railroad Freedom Center and the Cincinnati Art Museum.

Bob is married to Susie Castellini and they have four children and 12 grandchildren.

REDS CEOs THROUGH THE YEARS

Aaron Champion.....	1869–70	Powel Crosley Jr.....	1934–46
Josiah L. Keck.....	1876–77	Warren C. Giles.....	1946–51
J. Wayne Neff.....	1878–79	Powel Crosley Jr.....	1951–61
Justus Thorner.....	1882–83	William O. DeWitt.....	1961–66
Aaron S. Stern.....	1884, 1887–90	Francis L. Dale.....	1967–73
George Herancourt.....	1885	Robert L. Howsam.....	1973–78
John Hauck.....	1886	Dick Wagner.....	1978–83
John T. Brush.....	1891–02	Robert L. Howsam.....	1983–85
Gary Herrmann.....	1902–27	Marge Schott.....	1985–99
C.J. McDiarmid.....	1928–29	Carl H. Lindner.....	1999–2006
Sidney Weil.....	1930–33	Robert H. Castellini.....	2006–Present



W. JOSEPH WILLIAMS, JR.

CHAIRMAN

Joe Williams is the Chairman of North American Properties, a family-owned and controlled real estate development company, which was started in 1954. Mr. Williams joined North American as an Executive Vice President in 1970. From 1984-'94, he was the President. Since 1994, he has served as Chairman of the Board. Mr. Williams served in the United States Army prior to joining North American.


Mr. Williams' family has a long history with Major League Baseball. Mr. Williams' father, William J. Williams, Sr., served as Vice President and part owner of the Cincinnati Reds from 1966 to 1982 before becoming General Partner in 1982. During the period from 1970 to 1982, Mr. Williams, Jr. served on the Board of Directors of the Cincinnati Reds. The family sold its interest in 1984.

In 1993, Mr. Williams became a part owner of the Baltimore Orioles. Mr.

Williams was an owner of the St. Louis Cardinals from 1996 to 2005.

He graduated from Xavier University in 1969.

Joe Williams is married to Judy Williams. They have two children.



THOMAS L. WILLIAMS

VICE CHAIRMAN

Tom Williams is President and CEO of North American Properties, a national real estate development company. He has been President of North American Properties since 1994 and served as Vice President from 1986 through 1994. He was an associate with the law firm Frost & Jacobs from 1983 through 1986.

Mr. Williams is Vice Chairman and one of the principal owners of the Cincinnati Reds. He is a former owner of the St. Louis Cardinals from 1996 to 2006 and, prior to that, was an owner of the Baltimore Orioles.

Mr. Williams currently serves on numerous Boards including JobsOhio, The Western and Southern Financial Group, The Cincinnati Equity Fund, The Cincinnati Center City Development Corporation (3CDC), and Cintrifuse. He is a member and past Chairman of the Cincinnati

Business Committee (CBC), Co-Chair of the CBC's Economic Development Committee, and Co-Chair of the CBC's Education Committee. He is one of the founding members and past Chairman (August 2012 – April 2015) of the Cincinnati Regional Business Committee (CRBC) and serves on the Economic Development Committee, the Education Committee, and the Government Affairs Committee. He is a Co-Chair of the Child Poverty Collaborative. He is a member (past Chair) of REDI (Regional Economic Development Initiative) Cincinnati. He is Co-Chair of Build Our New Bridge Now Coalition. He is a board member of the Cincinnati USA Regional Chamber, Accelerate Great Schools, and Teach For America. He is Chairman Emeritus of the LISC Local Advisory Committee, and a member of the Cincinnati Art Museum Nominating Committee. He is also a member of the World Presidents' Organization and past member of the Young Presidents' Organization (past president), and a member of the Chief Executives Organization. He is member of the Commonwealth Club of Cincinnati (past president) and a member of the Commercial Club of Cincinnati (past president).

Some of Mr. Williams' past activities include membership of the boards of AAA Cincinnati, the Children's Home of Cincinnati, the Cincinnati Art Museum, the Cincinnati Zoo (past president), Downtown Cincinnati, Inc., Georgetown University's Board of Regents, Interact for Health, PNC Bank Ohio, The Port of Greater Cincinnati Development Authority, St. Joseph Home, Summit Country Day School, and Xavier University.

He is a member of the Camargo Club, the Cincinnati Country Club, Baker's Bay Golf and Ocean Club, Northport Point, the Queen City Club, Royal Poinciana Golf Club, and the Snowmass Club.

Mr. Williams is a graduate of Georgetown University and the University of Cincinnati College of Law.

Tom Williams is married to Jenny Williams. The Williams have three children.



PHILLIP J. CASTELLINI

PRESIDENT AND CHIEF OPERATING OFFICER

As Chief Operating Officer of the Cincinnati Reds, Phillip J. Castellini is responsible for all business and ballpark operations of the organization, including a primary focus on the growth of new revenue through ticket sales, corporate sponsorships and special events. Mr. Castellini works closely with team concessionaire Delaware North Companies (DNC) on merchandising, licensing and food and beverage options. Additionally, Mr. Castellini oversees the Reds broadcast relationships.

During his tenure, Mr. Castellini has made fan engagement a priority throughout the organization. He successfully developed and produced the Reds commemoration of the Reds 150th Anniversary as the nation's first professional baseball team throughout the 2019 season. Also in 2019, he orchestrated a season-long tribute

and farewell to the career of Reds Hall of Fame radio broadcaster Marty Brennaman.

As head of business operations, Mr. Castellini has led the planning and design of the extensive capital improvements in and around the ballpark. 2020 will be the debut of the new Press Club which is Great American Ball Park's newest premium seating area featuring a premier vantage point behind home plate. In an area previously reserved for members of the media, this exclusive bourbon-themed club will be located in one of the most highly-coveted areas of the ballpark. The Press Club, like all his previous projects within the ballpark, was developed for the purpose of enhancing the fan experience.

Under Mr. Castellini's direction, locally renowned food and beverages are now served throughout the ballpark which broadly expands the traditional ballpark offerings. His commitment to fan entertainment reaches beyond the ballpark with the annual production of the best-in-class events such as Redsfest, the Opening Day Block Party, the Reds Caravan, the Hall of Fame Induction Gala, and numerous events for the Reds Community Fund.

Mr. Castellini also plays a pivotal role in the club's community efforts, serving as an executive committee board member for the Reds Community Fund. He assisted with the development of funding for the P&G Cincinnati MLB Urban Youth Academy in Roselawn, which broke ground in 2013 and opened in 2014. This academy is the first in the Midwest as part of Major League Baseball's Urban Youth Academy program. Annually, Mr. Castellini and the Reds Community Fund invests with other local partners in a Community Makeover Project for the purpose of improving the lives of that community by providing facilities where youth can enjoy baseball and other needed services.


On the league-wide level, Mr. Castellini was instrumental in securing Cincinnati as the host city for the 2015 Major League Baseball All-Star Game. He also represents the Reds as one of eight teams on Major League Baseball's Diversity & Inclusion and International Committees.

After first joining the Reds following the 2005 season as Senior Director of Business Operations, Mr. Castellini was promoted to Senior Vice President of Business Operations in January 2007 before assuming his current position in January 2008. He reports directly to Reds CEO Bob Castellini and works closely with the ownership group.

In addition to his Reds duties, Mr. Castellini is an active member of the Greater Cincinnati community. He is currently a member of institutions such as the Cincinnati USA Regional Chamber Board, TriHealth, Inc. Board, Cincinnati Regional Business Committee (CRBC) Board, Young Presidents' Organization, Commonwealth Club and Queen City Club. Since 1993 he also has served as President of Merchants Cold Storage in Walton, Kentucky.

A graduate of Babson College, Mr. Castellini has a Bachelor of Science, Marketing and Entrepreneurial studies and a minor in literature. He also has attended post-graduate studies through the University of Pittsburgh's Semester at Sea program. He and his wife Britt have five children: Lucia, Gabriella, Chloe, Millie and John James.

In development for the 2020 season, the Press Club will be Great American Ball Park's newest premium seating area featuring a premier vantage point behind home plate. In an area previously reserved for members of the media, this exclusive bourbon-themed club will be located in one of the most highly-coveted areas of the ballpark.





DICK WILLIAMS

PRESIDENT OF BASEBALL OPERATIONS

Dick Williams is in his fourth season as President of Baseball Operations and in his 15th season with the organization. He oversees all aspects of baseball operations, including the Major League team, player development, pro and amateur scouting, and the international operations. During the 2016 and 2017 seasons, he also held the title of general manager.

Williams worked under two general managers after joining the Reds. He worked for Wayne Krivsky from 2006 until mid-2008. He then worked for Walt Jocketty from mid-2008 through the 2016 season. Williams was the second-youngest executive to be promoted to General Manager for the Reds since Gabe Paul in 1951. During

that time, the Reds have had 11 different GMs. Overall, Williams was the 18th general manager in the history of the team and the second, after Jocketty, to hold the title of President of Baseball Operations.

While Williams has worked in the front office, the Reds have made the postseason three times (2010, 2012 and 2013), winning the NL Central Division twice and the Wild Card once. The only other time in Reds history with as many playoff appearances in such a short window occurred during the Big Red Machine era, when that club made five postseason appearances in seven seasons between 1970 and 1976 and six appearances in 10 seasons between 1970 and 1979. When the Reds made the playoffs in 2010, it was their first appearance in the postseason in 15 years. The Reds were named the Organization of the Year by Baseball America in 2012.

Since 2016, the Reds have added several of their top rated prospects, including Jose Garcia, Hunter Greene, Vladimir Gutierrez, Rece Hinds, Jonathan India, Nick Lodolo, Lyon Richardson, Nick Senzel, Michael Siani and other players that were included in trades such as Taylor Trammell, Jeter Downs and Josiah Gray.

In recent years, the team has executed waiver claims, completed trades and signed free agents to add from outside the organization. Players added in the last four years include: Shogo Akiyama, Trevor Bauer, Curt Casali, Nick Castellanos, Luis Castillo, Jose De Leon, Freddy Galvis, Scooter Gennett, Sonny Gray, David Hernandez, Jared Hughes, Jose Iglesias, Wade Miley, Mike Moustakas, Yasiel Puig, Tanner Roark, Lucas Sims and Josh VanMeter, among others.

In addition to a continued focus on acquiring and developing talent, Williams is very interested in helping advance the team's analytics initiatives, which are improving the proprietary tools that aggregate scouting and statistical information and assist with decision-making. To that end, the team has made significant new investments in recent years into both personnel and infrastructure.

The team made several significant new investments this year in other areas of baseball operations including establishing a scouting presence in the Pacific Rim, expanding the scouting presence in Latin America, growing the domestic amateur scouting staff and increasing the Player Development staff to offer more personalized instruction to players.

Since the 2018 season, the baseball operations department has had significant personnel changes, including several newly created positions. The team named a new major league manager as well members of the coaching staff. There is also new leadership in the Amateur Scouting, Pro Scouting, International Scouting and Player Development departments. In 2020, the team has a newly created Health & Performance department, which incorporates several sub-departments affecting a player's physical and mental wellness, injury prevention and return to play from injury protocols.

Williams supervised the Florida operations of the team in the past and was a leader in the team's design and construction of a new training complex in Arizona, which opened for the 2010 season. In 2015, he also supervised the relocation and renovation of the team's training facility in Boca Chica, Dominican Republic.

Williams was born and raised in Cincinnati as a Reds fan. In the 1970s, he was paired with George Foster in a television advertisement for a team Bat Day giveaway. In the 1980s, he served as a batboy at Al Lopez Field in Tampa during Spring Training. In October 1990, when the Reds won Game 6 of the NLCS vs the Pirates on the way to their first World Series appearance since 1976, he was arrested for running on the playing field and joining the postgame celebration. He was sentenced to one day of community service, which he happily served, in exchange for having the trespassing charges dropped.

Williams' grandfather, W. Joseph Williams Sr., was one of the principal owners of the group that purchased the Reds in 1966. He served as Vice President of the club from 1966 to 1982 and as general partner from 1982 until he sold the team in 1984. As chairman of a small committee in 1967, Mr. Williams Sr. hired general manager Bob Howsam, who built the Big Red Machine championship teams. The Reds were baseball's dominant team in the 1970s, a decade during which they won six division titles, four NL pennants and the World Series in 1975 and 1976.

Williams' father and uncle were minority partners in the ownership of the Baltimore Orioles for two years in the mid-1990s and in the ownership group of the St. Louis Cardinals for the 10 seasons from 1996 through 2005. The Cardinals appeared in the postseason in six of those 10 seasons.

Williams attended the University of Virginia where he was a finalist for the Jefferson Scholar program before being named an Echols Scholar. After graduating from the University of Virginia, Williams worked in investment banking in New York for Morgan Stanley & Co. He worked in the Real Estate group servicing corporate clients as well as working on the firm's proprietary real estate investment fund. He then relocated to Atlanta to work for what is now called SunTrust Robinson Humphrey as a Vice President in Corporate Finance. Subsequently, he joined an Atlanta-based early stage venture capital fund at inception as a partner, which led to several years of work in the private equity industry.

Williams worked full-time in Washington, D.C., during 2003-04 at the campaign headquarters for the President of the United States. After the campaign, in early 2005, Williams was invited to participate in a bi-partisan U.S. delegation that traveled to Jordan and Egypt to meet with political leaders and social activists.

Williams is an instrument-rated pilot with more than 650 flight hours and more than 800 takeoffs and landings.

Williams is a Chartered Financial Analyst, a designation he achieved while working in investment banking in Atlanta. Among other requirements, charterholders must pass three separate six-hour exams that are only offered once per year. The exams cover a variety of topics including Quantitative Methods (probability and statistics), Economics, Corporate Finance, Accounting, Financial Analysis and Reporting, Security Analysis and Portfolio Management.

Williams is a member of YPO (Young Presidents Organization), a global platform for chief executives to engage, learn and grow.

Williams currently serves on the Board of Directors for the Boys and Girls Clubs of Greater Cincinnati, the Williams Foundation and the Cincinnati Reds Hall of Fame and has served in that capacity in the past for the American Council of Young Political Leaders and the Cincinnati Parks Foundation. A native of Cincinnati, he returned to the city in 2006 to join the Reds and he spends as much time as work permits his wife, their four young children and their two dogs.



NICK KRALL

VICE PRESIDENT, GENERAL MANAGER

Nick Krall enters his 18th season with the Reds and his third as Vice President, General Manager. He was named the 19th General Manager of the Cincinnati Reds on May 9, 2018. He spent the 2016 and 2017 seasons as Vice President, Assistant General Manager.

In his current General Manager role, he assists President of Baseball Operations Dick Williams with all day-to-day duties of the Baseball Operations department. This includes all Major League operations: administration, arbitration, contract negotiations, rules and waivers compliance, and player acquisitions. In his previous role, Krall oversaw the Professional Scouting department and the Baseball Operations Intern program, which has led to numerous former interns finding employment in the baseball industry. He continues to work closely with the Professional Scouting, Amateur Scouting, Analytics and Player Development departments.

Krall was hired by the Reds in 2003 to oversee the team's advance scouting preparation. In 2008, he was promoted to Assistant Director of Baseball Operations, a role he served until 2013, when he was promoted to Asst. Director of Baseball Operations. In 2014, he became Sr. Director of Baseball Operations and in 2015 was promoted to Assistant GM. Before coming to Cincinnati, Krall worked for the Oakland Athletics during the 2001 and 2002 seasons, in various capacities, including Baseball Operations. Prior to his stint in Oakland, he interned for the now defunct New Jersey Cardinals of the NY Penn League. A Rossville, PA native, Krall received his B.E. in Kinesiology from Louisiana State University in 2000. He currently resides in Northern Kentucky with his wife and their two daughters.

REDS GENERAL MANAGERS THROUGH THE YEARS

John Brush	1891–02	Dick Wagner	1978–83
Garry Herrmann	1902–27	Bill Bergesch	1984–87
C.J. McDiarmid	1927–29	Murray Cook	1987–89
Sidney Weil	1929–33	Bob Quinn	1989–92
Larry MacPhail	1933–36	Jim Bowden	1992–2003
Warren Giles	1936–51	Dan O'Brien	2003–06
Gabe Paul	1951–60	Wayne Krivsky	2006–08
William O. DeWitt	1960–66	Walt Jocketty	2008–2015
Bob Howsam	1967–78, 1983–84	Dick Williams	2016–2018
		Nick Krall	2018–Present



WALT JOCKETTY

EXECUTIVE ADVISOR TO THE CEO

After serving from 2008–2016 as the President of Baseball Operations and General Manager for the Reds, Mr. Jocketty transitioned into a new role as Executive Advisor to the CEO. Mr. Jocketty is in his 46th season in pro baseball. After the 2014 season, Mr. Jocketty received the John Schuerholz Award honoring his 20 years of service as a general manager. In 2010, he was named Major League Baseball's Executive of the Year by Sporting News after leading the Reds to an NL Central title and the club's first playoff appearance since 1995. He previously received that honor in 2000 and 2004 and the same from Baseball America in 2000. In 2004, he also received the Rube Foster Legacy Award from the Negro Hall of Fame as National League Executive of the Year. Before joining the Reds, Mr. Jocketty spent 13 years with the St. Louis Cardinals as Vice President and General Manager. He assembled teams that made seven playoff appearances and won six outright NL Central titles, two NL pennants and the 2006 World Series. In February 2007, he was inducted into the Missouri Sports Hall of Fame. In 1993, prior to his tenure with the Cardinals, Mr. Jocketty joined the Colorado Rockies as assistant general manager/player personnel. This was after working for the Oakland Athletics for 14 seasons where he was hired in 1980 as director of minor league operations and scouting and later, director of baseball administration. He was instrumental in overhauling the organization's minor league system and played a key role in establishing the Arizona Rookie League and the Dominican Summer League. Mr. Jocketty and his wife, Sue, reside in Paradise Valley, AZ. Their daughter, Ashley, works as a chef in Cincinnati. Their son, Joey, is a pro scout for the Reds.



KAREN FORGUS

SENIOR VICE PRESIDENT OF BUSINESS OPERATIONS

Karen Forgus is a native Cincinnati and lifelong Reds fan who is in her 14th season with the organization, joining in December 2006 as Vice President of Marketing and Communications before later assuming her current role as Senior Vice President of Business Operations. She and Phil Castellini serve as the lead liaisons for the Reds' civic, business, and non-profit relationships, as well as with Major League Baseball for business operations.

In her current role, Karen oversees ticket sales, corporate sponsorships, community relations, diversity initiatives, marketing, communications, broadcasting, in-game entertainment and productions, consumer clubs, public relations, and promotional

events. Karen leads the Reds Way customer service model used in-park by Reds employees and Reds partners. And she directs social and digital media strategy.

In 2014, Karen was selected as a "Game Changer" by Sports Business Journal. The honor is presented annually to recognize women who are having a major impact in sports business.

She has worked as a freelance speech writer, media buyer and art director for a number of corporations and nonprofits. And, she produced worship services for Horizon Church.

Karen serves on the 3CDC Sponsorship & Concessions Subcommittee, the University of Cincinnati Sport Administration Advisory, the Xavier University Leadership Advisory Council, and is a member of the Cincinnati Women's Executive Forum. She is on the boards of the Cincinnati USA Convention & Visitors Bureau, the Cincinnati Reds Hall of Fame, and the Reds Community Fund.

Karen holds a Bachelor of Science degree from the University of Dayton. Her daughters Rachel, Leah and Hope carry the same love of Reds baseball that began with Karen's parents, Bob and Jean Kraft.



DOUGLAS W. HEALY

SENIOR VICE PRESIDENT OF FINANCE AND CHIEF FINANCIAL OFFICER

Douglas W. Healy is the Vice President and Chief Financial Officer of the Cincinnati Reds, a role he has held since December 2006 after being hired as the senior director of finance in March 2006. Doug has spent his professional career in Cincinnati since graduating from Xavier University in 1997. He came to the Reds from Multi-Color Corporation where he was the director of financial reporting and prior to that a senior manager with Deloitte. He also sits on several boards and committees for various nonprofits throughout Cincinnati. Doug's responsibilities with the Reds include finance,

accounting, treasury, risk, human resources and information technology. Doug and his wife, Emily, live in West Chester, Ohio, along with their daughters: Abigail, Sophie and Libby.



JAMES A. MARX, ESQ

CHIEF LEGAL OFFICER

James A. Marx joined the Reds as Vice President and General Counsel on Jan. 1, 2008. Jim is formerly a partner with the law firm of Dinsmore & Shohl LLP, where he remains of-counsel. Since January 2006, Jim has served as the Reds' primary legal counsel and has been responsible for all facets of the Reds' legal work. Jim received his juris doctorate from The Ohio State University College of Law in 1997, his Masters of Business Administration (1989) and his Bachelor of Arts in International Relations (1986) from the University of Cincinnati. Jim serves on several community nonprofits boards, including the Reds Hall of Fame and Museum and the Reds Community Fund.

BASEBALL OPERATIONS



SAM GROSSMAN - Vice President, Assistant General Manager

Sam Grossman is in his 14th season with the Cincinnati Reds and fifth as Assistant General Manager. In this role, he performs a variety of duties including management of the Reds Analytics and Health & Performance departments; creating and maintaining the baseball operations budgets; supporting Major League operations and administration; and providing input for the Major League team, player development, amateur, international and professional scouting. He has also been involved in the design and construction of the Reds player development complex in Arizona and the renovation of their Dominican academy. Grossman began his career with the Reds as a Baseball Operations Assistant in 2007 and has held titles of Manager of Baseball Research and Analysis, Director of Baseball Research and Analysis and Senior Director of Baseball Analytics. Before joining the Reds, he worked for the Milwaukee Brewers Video Advance Scouting department and the Boston Red Sox Florida Operations. A 2001 graduate of Northwestern University with a BA in Mathematics, he spent several years as an actuarial analyst prior to working in baseball. He lives in Cincinnati with his wife Jamie, daughters Anna and Sadie and their canine sister Lucy.



BUDDY BELL - VP, Senior Advisor to President of Baseball Operations

Buddy Bell is in his third season as Vice President, Senior Advisor to President of Baseball Operations Dick Williams. He spent four seasons playing with the Reds from 1985-1988 and then joined the organization's front office for the 1999 season as minor league field coordinator. Bell worked for the Chicago White Sox the previous 14 seasons, including the last five years as Vice President/Assistant GM. He assisted in Major League roster and staffing decisions, took on amateur and special scouting assignments and oversaw the team's player development system. Bell played 18 seasons with the Cleveland Indians (1972-1978), Texas Rangers (1979-1985, 1989), Reds and Houston Astros (1988). He was a six-time Rawlings Gold Glove Award winner, a five-time All-Star and was elected to the Texas Rangers Hall of Fame in 2004. Bell spent 13 seasons on Major League field staffs, including nine as manager in Detroit (1996-98), Colorado (2000-2002) and Kansas City (2005-2007). Bell has five children: David, Mike, Ricky, Kristi and Traci. David played in the majors from 1995-2006 and was just named Vice President of Player Development for the San Francisco Giants. Mike was selected by Texas in the first round in 1993, played for the Reds in 2000 and currently is the Director of Player Development for the Arizona Diamondbacks. Ricky was drafted by the Dodgers in the third round in 1997 and played 10 minor league seasons. Buddy and his father, Gus, who played in the Major Leagues from 1950-1964, established a record for hits by a father/son duo (4,337), later broken by Barry and Bobby Bonds. Bell graduated from Cincinnati's Moeller High School and attended Xavier University and Miami (Ohio) University.



CHRIS BUCKLEY - Vice President, Player Personnel

Chris Buckley enters his 15th season in the Reds organization, his second as Vice President, Player Personnel. He was one of former general manager Wayne Krivsky's first hires in February 2006 and oversees all aspects of scouting for the June First-Year Player Draft. Before joining the Reds, in January 2006 Buckley had a brief stint with the Chicago Cubs as special assistant to the general manager. Prior to that, he spent 17 years as a member of the Toronto Blue Jays staff in a variety of roles focused mostly on scouting, including director of scouting from 2000-'03. Buckley also worked as an area scout in Florida (1989-'95), national cross checker (1996-'00) and special assistant to the general manager (2003-'05).



JEFF GRAUPE - Senior Director, Player Personnel

Jeff Graupe serves in his second year as Senior Director, Player Personnel, where he is actively involved in player evaluation and the decisions to acquire both amateur and professional players. Graupe, in his 15th season with the Reds, was named the Director of Player Development in 2012 and was promoted to Senior Director, Player Development in 2016. As Senior Director, Player Personnel he is instrumental in evaluations, acquisition strategy and negotiations across all markets – amateur, pro and international. He plays a key role in salary arbitration, free agent recruiting and draft negotiations as the Reds look for new and creative ways to acquire talent. Graupe graduated from Blair Academy in New Jersey in 2002 before becoming a four-year letter-winner and captain of the baseball team at Haverford College, where he earned a degree in history. He and his wife, Margaret, live in Anderson with their three daughters, Summer, Charlie and Louise.



JOE MORGAN - Senior Advisor to Baseball Operations

Hall of Fame second baseman Joe Morgan officially joined the organization on April 21, 2010, when he was named Senior Advisor to President of Baseball Operations and General Manager Walt Jocketty. Morgan's duties include assisting in the development and cultivation of the Reds' baseball operations organizational philosophy and in player development strategy, along with assisting in the development of the club's community outreach and diversity initiatives. A 10-time All-Star and five-time Gold Glove Award winner, Morgan spent eight of his 22 Major League seasons with the Reds, playing in four World Series and winning back-to-back World Series championships in 1975-'76 as a member of the legendary Big Red Machine. He was named the National League's Most Valuable Player in 1975 and 1976 and received the league's Comeback Player of the Year Award in 1982. Before ending his career in 1984, Morgan had established a

new career home run record for second basemen (266) and is currently third on that list. After being enshrined in the Reds Hall of Fame in 1987, Morgan was elected to the National Baseball Hall of Fame on the first ballot in 1990 and currently serves as the vice chairman of the Hall's board of directors. Morgan also serves on the board of directors for the Baseball Assistance Team (BAT) and the Jackie Robinson Foundation. Known for his community interest and support of youth programs, Morgan is a contributor to the Young America Baseball Program, the Oakland Unified School District Sports Program and is founder and president of the Joe Morgan Youth Foundation, which provides college scholarships and financial support to programs that are instrumental in the development of youth. A two-time Sports Emmy Award winner, Morgan was the lead baseball analyst on ESPN from 1989-2010 and previously broadcast for ABC, NBC, Giantsvision and SportsChannel.



CHARLES LEDDON - Director, Sports Science Initiatives, PhD, ATC, CSCS

Charles Leddon is in his 14th season with the Reds, his fifth as the Director of Sports Science Initiatives. Prior to his current position, he served the organization as an athletic trainer for 9 years with stops in Billings, Carolina, and Pensacola. Before joining the Reds, Charles worked in the New York Mets, Boston Red Sox and Kansas City Royals organizations. He was voted the Athletic Trainer of the Year 4 times (Southern League 2013, Pioneer League 2009 & 2010, Texas League 2003) and served as the athletic trainer for the 1992 NCAA College World Series champion Pepperdine Waves. Prior to taking his current position, he served as the Sports Medicine Research Director at the prestigious Andrews Research and Education Foundation. A graduate of Rancho High School in Las Vegas, Leddon graduated from Pepperdine with a bachelor's degree in sports medicine and received a master's degree in biomechanics as well as a doctorate in sports medicine from Oregon State University. He lives in Phoenix,

AZ, with wife Kimberlee and sons Jonah and Sawyer.



ROB COUGHLIN - Director, Professional Scouting

Rob Coughlin is entering his 13th season with the Reds and his second as Director, Professional Scouting. He manages a staff of professional scouts and is responsible for the collection and dissemination of information on all opposing players at the Major and Minor League levels. He provides recommendations on potential acquisitions including free agent signings, waiver claims, trades and the Rule 5 draft. He also oversees the Reds' Pacific Rim scouting operations. Prior to his current role, he served two seasons as Assistant Director, Professional Scouting and seven seasons as Manager of Video Scouting. Coughlin was originally hired by the Reds in 2008 as a baseball operations intern. A native of Saratoga Springs, New York, he graduated in 2007 from Wesleyan University in Connecticut where he earned a degree in economics and was captain of the baseball team. Rob and his wife, Emily, reside in Mt. Lookout with their daughter, Jane.



CAM BONIFAY - Special Assistant to the General Manager, Player Personnel

Cam Bonifay, 68, enters his 18th year with the Reds in multiple roles including Scouting Supervisor and Special Assistant to the GM/Player Personnel, which encompasses the complete evaluation of the Reds Major League and minor league system, as well as Special Assignments for GM Dick Williams. From 1982-87 as a scouting supervisor, Bonifay drafted All-Star Reggie Sanders and signed Major Leaguers Reggie Jefferson, Kal Daniels, Marty Brown and Milt Hill. He previously worked for the Pittsburgh Pirates as Scouting Director and Assistant General Manager, and was Executive Vice President/General Manager from 1993-2001. In 1997, the Pirates were named "Organization of the Year" by USA Today, and Bonifay was named "Executive of the Year" by The Sporting News. From 2002-05, he worked for the Tampa Bay Rays as Director of Player Personnel directing both the scouting department in amateur

player acquisition in the First Year Player Draft and amateur free agent signings, and the Player Development Department. From October of 2007-2008, he joined the St. Louis Cardinals as a special assistant to Walt Jocketty, evaluating the American League East Division. Bonifay begins his 43rd year in professional baseball as a player and baseball operations staff member and executive, after graduating from Georgia Tech. He was a four-year letterman in baseball and three year letterman in football, and is a member of the Georgia Tech Athletic Hall of Fame, as well as the Georgia Sports Hall of Fame in Macon, GA. Bonifay and wife Leigh live in Pfafftown, North Carolina. They have six children, Jonathan, Josh, Jennifer, Ryan, Michael and Anna, and five grandchildren, Jake, Cameron, Cora, Caroline and Cole.



“J” HARRISON - Special Assistant to the General Manager

“J” Harrison joined the Reds Organization on October 12, 2006, when he was hired as the Director of Professional Scouting. In 2009, he was named to his current role as Special Assistant to the General Manager. In 2020, “J” will begin his 24th season in Professional Baseball which began on December 1, 1996, with the Atlanta Braves. Harrison served as an Area and Regional Supervisor with the Braves until 2004 before joining the Milwaukee Brewers Professional Scouting Staff for the 2005 and 2006 seasons. In addition to his US Amateur and Professional Scouting experience, “J” has made multiple scouting trips to both Venezuela and Mexico. In 2019, he added a crosschecking assignment in Asia, evaluating talent in Korea and Japan. From 1994-96, prior to joining the professional ranks, he was an assistant coach and recruiting coordinator at Chico State University in Chico, CA. In 1992, Harrison graduated from

Lewis-Clark State College in Lewiston, Idaho with a degree in communications where he also was a member of the 1991 and 1992 NAIA National Champion baseball teams. Harrison and his wife, April, have two daughters, Jaysa, 17, and Eryn, 15.



MARTY MAIER - Special Assistant to the General Manager

Marty Maier joined the Reds in November 2010 as a Special Assistant to the General Manager and 2020 will mark his 41st season in scouting. In January 2017 he was recognized for contributions to the game when he received the “Legends in Scouting Award” during the Professional Baseball Scouts Foundation’s 14th annual “In the Spirit of the Game” awards banquet in Los Angeles. Maier spent 2007-2010 with the Kansas City Royals as a national supervisor and was instrumental in the drafting of Mike Moustakas, Eric Hosmer, and many others. Maier spent 24 years with the St. Louis Cardinals as an area scout, Latin American coordinator, assistant director of scouting, scouting director and special assistant to the GM. As an area scout he signed many Major League players for the Cardinals including Vince Coleman, Lance Johnson, Danny Cox and Luis Alicea. As the director of scouting, Maier was responsible for

drafting and signing Rick Ankiel, Dan Haren, Matt Morris, Placido Polanco, Brendan Ryan, Skip Schumaker, and Jason Motte. Maier also spent three years with the Los Angeles Dodgers as a special assignment scout. He was inducted into the Southeastern Scouts Association Hall of Fame in 2003. Maier was signed by the Royals in 1974 after playing college baseball at Florida State University. The former infielder played in both Royals and Yankees systems. A native of Hollywood, Florida, Maier and his wife Diane currently live in Chesterfield, Missouri, and have three sons: Zackary, Jacob and Max.



JOHN MORRIS - Special Assistant to the General Manager

John Morris enters his 14th season with the Reds in the Pro Scouting Department. He was named Special Assistant to the GM on November 1, 2012. Prior to joining the Reds John spent nine seasons in player development with the Philadelphia Phillies and California Angels as a manager and coach. After an All American career as an outfielder at Seton Hall University John became a first round draft pick of the Kansas City Royals in 1982. His playing career included seven seasons in the Major Leagues with the St. Louis Cardinals, Philadelphia Phillies and California Angels. He was an outfielder for the 1987 National League Champion St. Louis Cardinals. After his playing career ended in 1993, John returned to Seton Hall University to complete his degree in Political Science. John is a member of the Seton Hall Athletic Hall of Fame and also the Cape Cod Baseball League Hall of Fame. He lives in New Canaan, Connecticut, with his wife Marilena and two step children.



JEFF SCHUGEL - Special Assistant to the General Manager

Schugel is in his sixth season as a Special Assistant to the GM. The 2020 season will be Schugel's 33rd year in scouting and 36th year in baseball. Schugel played and started his scouting career with the Minnesota Twins, serving as their Florida Scouting Supervisor and later their East Coast Supervisor. He has since worked with the Colorado Rockies (National Cross-Checker, Director of International Scouting), Los Angeles Dodgers (Director of International Scouting, Major League Scouting), Los Angeles Angels (Major League Scout), and Atlanta Braves (Major League Scout). A native of New Ulm, Minnesota, Schugel was signed by the Twins in 1983 after playing college baseball and hockey at Minnesota State University. Schugel and his wife Tammy live in Highlands Ranch, Colorado, and their son A.J. has pitched in the Major Leagues for both the Arizona Diamondbacks and Pittsburgh Pirates.



SHAWN PENDER - Vice President, Player Development

Shawn Pender enters his 13th season with the Reds and second as Vice President of Player Development. Pender has worked in multiple capacities with the Reds and throughout his professional baseball career both in scouting and player development. He originally signed with the Pittsburgh Pirates in 1984, following a 2 year playing career he began a scouting career as an area scout with the Astros in Florida. He has served as a Cross Checker, a National Supervisor, and Special Assistant as well as having worked as a minor league manager and coach in his 30+ years in professional baseball. Pender graduated from Rollins College in Winter Park, Fla and the Episcopal Academy in Philadelphia. He is a member of both the Rollins College Athletic Hall of Fame and Episcopal Academy's Hall of Fame. In 2019 Pender was inducted into the

Mid-Atlantic Scouts Hall of Fame. Shawn resides in Haverford, Pa with his wife Peg. They have four children as well as 3 grandchildren (Rory, Lennox and Sosi).



ERIC LEE - Senior Director, Player Development

In his seventh season with the Reds, Eric Lee returns for his second year as Senior Director, Player Development. In this role, Lee oversees the day-to-day operations and staff associated with the Reds' minor league affiliates, the Goodyear Player Development Complex, and the Reds Dominican Republic Academy. Prior to being named to this role in 2019, Lee coordinated Reds' international player development and scouting efforts. Since joining the club in 2014, Lee has served in multiple capacities within Baseball Operations, with involvement in scouting, contract negotiations, salary arbitration, and administration of the Major League Roster. The Potomac, MD native joined the Reds after working as a MLBPA-certified agent at Williams & Connolly LLP in Washington, D.C. for two years. Lee earned a B.A. in Political Science and played baseball at Haverford College, has a J.D. from the University of Maryland Law School, and was admitted to the Maryland Bar in 2012. He currently resides in Cincinnati.



GEOFF HEAD - Senior Director, Health and Performance

Geoff is entering his first year as Senior Director of Health and Performance for the Reds. Geoff joins us from the San Francisco Giants where he had spent the previous 12 seasons. During his time with the Giants, he served in a number of roles, including S&C Coordinator (2008-2015), ML Sports Scientist (2015-2017), and Assistant Director of Player Development – Director of Sports Medicine (2017-2019). Geoff received his M.S. in Kinesiology with an emphasis in Sports Conditioning from A.T. Still University. In his new role, Geoff will join the Reds front office and provide leadership in the specialties of Medical, Rehab, S&C, Mental Skills, Nutrition, Sports Science, and Wellness for our Major League team and in the minor leagues.


ERIC DAVIS - Special Assistant, Player Performance

Reds Hall of Fame outfielder Eric Davis officially joined the organization on November 1, 2008 as Special Assistant to the GM. He previously worked with the club during spring training as a special instructor. A two-time National League All-Star, Davis spent nine of his 17 seasons with the Reds (1984-91, '96) and was inducted into the club's Hall of Fame on June 11, 2005. He finished his Major League career with a .269 batting average, 282 home runs, 934 RBI and 349 stolen bases in 1,626 games with the Reds, Dodgers (1992-93), Tigers (1993, 94), Orioles (1997-98), Cardinals (1999-00) and Giants (2001). Davis was a three-time Gold Glove winner, a two-time Silver Slugger recipient and posted seven 20 homer/20 stolen base seasons, including the first 30/30 campaign in Reds history (1987). He twice won Comeback Player of the Year honors. Davis originally retired after the 1994 season because of a herniated disc in

his neck but returned in 1996 to bat .287 with 26 HR, 83 RBI and 23 stolen bases in 129 games for the Reds. He overcame adversity once again in 1998, when he came back from colon cancer to bat a career-high .327 with 28 HR and 89 RBI in 131 games for the Orioles.


BILL DORAN - Special Assistant, Player Development

Bill Doran is in his second season as Special Assistant, Player Development after spending five seasons as the organization's player development field coordinator. Before that, Doran spent five seasons as the assistant field coordinator. In 2008, he served as the infield/baserunning coordinator. During the 2006 and 2007 seasons he was manager Buddy Bell's bench coach with the Kansas City Royals. After a brief stint as the hitting coach at Class A Tampa (Yankees), Doran joined the Royals' Major League staff in June 2005 as first base coach/infielders coach. From 1995-2001, the former second baseman spent time in the Reds organization working as a minor league instructor (1995-99), minor league field coordinator (1999), director of player development (1999-2000) and special assistant to the general manager (2000). He served as the Reds' first base coach during the 2001 season. Doran hit .266 during his 12-year

big league career with the Astros (1982-1990), Reds (1990-92) and Brewers (1993) and was a member of the Reds' 1990 World Series championship team. In 1991 he was selected as the first recipient of the Good Guy Award by the local chapter of the BBWAA. Bill is a graduate of Cincinnati's Mt. Healthy High School and played baseball at the esteemed Miami University in Oxford. He resides in Cincinnati.


BARRY LARKIN - Special Assistant, Player Performance

Hall of Fame shortstop Barry Larkin is in his fifth season as Special Assistant to the GM. A Cincinnati native, Larkin spent the entirety of his 19-year Major League career with the Reds. He was a 12-time National League All-Star, voted in five times as a starter. He won the 1995 NL MVP Award, a World Series championship in 1990, nine Louisville Slugger Silver Slugger Awards and three Rawlings Gold Glove Awards. For his career, he hit .295 and had nine seasons where he batted at least .300. "The Captain" hit 198 home runs and finished with 960 RBIs in 2,180 career games. Larkin was the first shortstop in Major League history to produce 30 home runs and 30 steals in the same season. After retiring in 2004, his efforts as a player earned him an induction into the Reds Hall of Fame in 2008 and a spot in Cooperstown at the National Baseball Hall of Fame in 2012. In the years since his retirement, Larkin joined

the front office of the Washington Nationals then went on to TV analyst roles at MLB Network and ESPN. In 2015, he rejoined the Reds organization as a roving minor league infield instructor.



MARIO SOTO - Special Assistant, Player Performance

Reds Hall of Fame pitcher Mario Soto officially joined the organization on November 1, 2008 as Special Assistant to the GM. The right-hander previously worked with the club during spring training as a special instructor. A three-time National League All-Star, Soto spent his entire 12-year Major League career with the Reds and in 224 starts amassed a 100-92 record with a 3.47 ERA, 72 complete games and 1,449 strikeouts. His devastating changeup often was called the best in baseball. From 1981-85, no pitcher in baseball recorded more strikeouts than Soto's 1,066. In 1982, he recorded 274 strikeouts, a franchise single-season record that still stands. Soto led the National League in starts in 1981 (25), in complete games in 1983 (18) and 1984 (13) and in strikeouts per 9 innings ratio in 1980 (8.61) and 1982 (9.57). He was inducted into the Reds Hall of Fame in 2001. Soto was the pitching coach for the Dominican Republic in the 2009 World Baseball Classic.



BRAD MEADOR - Director, Amateur Scouting

Brad Meador is in his 11th year with the Reds and his second as Director of Amateur Scouting. He manages the amateur scouting department and oversees all aspects of scouting for the June First-Year Player Draft. Meador joined the organization as an area supervisor in 2009 and spent 2 years as the Reds' Midwest cross checker. Before joining the Reds, he spent 10 years at the University of Cincinnati as the Bearcats recruiting coordinator and associate head coach. Prior to UC, Meador spent 2 seasons as an assistant coach at New Mexico State University. He lives in Cincinnati with his wife Kara and two children, Brooklyn and Ryan.



PAUL PIERSON - Assistant Director, Amateur Scouting

Paul Pierson enters his 23rd season with the Reds organization and has served in a variety of roles as area scout in the Midwest, scout in Pacific Rim, Assistant Director of Player Development, and has been in his current role since 2005. In this role, he assists Brad Meador, Director, Amateur Scouting in all aspects of the June First-Year Player Draft. Pierson earned his undergraduate degree in Sports Management from St. Leo University while a member of their baseball team. Pierson played one year of independent professional baseball in the Northern league in 1996. He later earned master's degree in Kinesiology from Indiana University. He and his wife Jennifer reside in Cincinnati with their three children, Olivia, Luke and Will.



JOE KATUSKA - Assistant Director, Scouting / National Crosschecker

Joe Katuska is in his second season as Assistant Scouting Director/National Crosschecker, and 16th season overall with the Cincinnati Reds. Joe started full time with the Reds in November 2006 as a Baseball Operations Assistant following two seasons as a Baseball Operations Intern. Joe joined the amateur scouting staff in September 2007 as a Scouting Supervisor, and in eight drafts in that role signed four Major League players. In October 2015 he was named Midwest Crosschecker and was in that role for three drafts. Joe graduated from Amherst College in 2003 with a B.A. in American Studies where he was a four-year letter winner and captain for the baseball team. Originally a resident of Southborough, Massachusetts, Joe currently lives in Cincinnati with his wife, Abby, and their four children – Annie, Jackie, Chase and John.



TREY HENDRICKS - Director, International Scouting

2020 will be Hendricks' second year with the Cincinnati Reds organization. In his role as the Director of International Scouting, he oversees all amateur scouting operations in Latin America, Europe, and Australia. Prior to joining the Cincinnati organization, he spent one year as an International Crosschecker for the Texas Rangers, and six years with the Cleveland Indians in a variety of roles – international scouting, professional scouting, and advance scouting. Hendricks played professionally for seven seasons, including three seasons with the Arizona Diamondbacks organization (2004 24th Rd pick), two seasons in various independent leagues across the United States, and two seasons in the German Bundesliga. Hendricks is a 2004 graduate of Harvard University (A.B. in Government – International Relations), and a 2011 graduate of the University of Miami (FL) School of Law, where he graduated with honors. He was admitted to the Illinois Bar in 2012. In 2019, the Houston, TX native was inducted into the Harvard Varsity Club Hall of Fame for his efforts on the baseball field during his collegiate career. He currently resides in Broadview Heights, Ohio with his wife, Stacy, and two sons - Austin (6) and Dustin (3).



GREG McMILLIN - Assistant Director, International Scouting

Greg McMillin joined the Reds as the club's Assistant Director of International Scouting in December 2018. Previously, he served as the Coordinator of International Scouting for the Philadelphia Phillies. In prior years, Greg worked for the Office of the Commissioner of Baseball, the Houston Astros, the Mississippi Braves, and in the Dominican Republic with the Tampa Bay Rays. He also worked for the Reds as a Baseball Operations Intern in 2015. A native of Madison, Mississippi, Greg earned his undergraduate degree at Vanderbilt University (2012), where he studied economics and Spanish. He later received his JD from Emory University School of Law (2015), his MBA from Emory University's Goizueta Business School (2015), and was admitted to the Pennsylvania Bar in 2017. Greg resides in Cincinnati.



RICHARD JIMENEZ - Director, Latin America Scouting

Richard Jimenez joined the Reds organization in December 2007 and currently serves as the Director of Latin America Scouting after seven years as a Dominican Scouting Coordinator. Prior to joining the Reds, Jimenez worked in the Toronto Blue Jays organization in 2004, serving as an area scout in Santo Domingo, Dominican Republic, followed by a season with New York Yankees as an Assistant of Baseball Administration and two more seasons as a Yankees area scout in the Dominican Republic. Jimenez originally joined the Blue Jays as a player in 1997 and played for five years in their minor league system. Richard and wife Leomarys have two children, Alexander and Daniel, and reside in Santo Domingo, Dominican Republic.

MEDICAL STAFF



DR. TIMOTHY E. KREMCHEK, MD - Medical Director

Dr. Tim Kremchek, founding partner of Beacon Orthopaedics & Sports Medicine, was appointed the Reds team physician in 1996. Now in his 24th year as Reds Medical Director and Chief Orthopaedic Surgeon, Dr. Kremchek oversees the organization's major and minor league medical programs. Dr. Kremchek has become a nationally recognized consultant for athletes in Major League Baseball and other sports of high school, amateur and professional ranking. He is a Cincinnati native and a 1986 graduate of University of Cincinnati's College of Medicine. He completed his orthopaedic surgery residency at Tufts University in Boston, then studied under sports medicine pioneer Dr. James Andrews during an American Sports Medicine Institute fellowship. Dr. Kremchek and his partners opened their practice in 2003 in Sharonville, and today offer a state-of-the-art, one-stop orthopaedic medical center that includes MRI, physical therapy, outpatient surgery and Beacon Elite Sports Training center. In 2012 Dr. Kremchek, as Program Director, began the first ever ACGME accredited Beacon Orthopaedic Sports Medicine Fellowship training program for orthopaedic surgeons.

ADDITIONAL MEDICAL STAFF

Robert Burger, MD	Orthopaedic Surgeon	Doug Harris	Medical Liaison
Drew Burlison, MD	Orthopaedic Surgeon	George Matic, MD	Primary Care
Peter Cha, MD	Orthopaedic Surgeon	Mickey McNeil, LMT	Massage Therapist
Andrew Razzano, DO	Orthopaedic Surgeon	James Meranus, MD	Radiologist Consultant
Stephen Cleves, MD	Internist	Adam Miller, MD	Foot and Ankle Specialist
Alex Della Bella, DMD	Dental Consultant	Ian Rodway, MD	Orthopaedic Spine Surgeon
Alex Donath, MD	Plastic Surgery	Michael Rohlf, DC	Chiropractic Consultant
Mohab Foad, MD	Hand Specialist	James Schafer, MD	Radiologist Consultant

BROADCASTERS

**THOM BRENNAMAN**

Thom Brennaman is in his 14th season as a member of the Reds radio and TV broadcast teams and in his 33rd consecutive season announcing Major League Baseball games. The Cincinnati native is the club's primary play-by-play broadcaster for FOX Sports Ohio TV broadcasts. In addition to his Reds duties, Thom begins his 25th consecutive season on FOX Saturday Baseball. He has announced 12 Division Series and 10 League Championship Series on FOX. Thom joined the Reds in 2007 after 9 seasons on Diamondbacks radio and TV broadcasts. He joined the D-Backs after 6 seasons with the Cubs working for both WGN radio and TV. He was hired by the Cubs after 2 years in Cincinnati broadcasting Reds TV games alongside Hall of Fame catcher Johnny Bench. The Brennammans worked together during a Baseball Network televised game in the 1990s and is the only father/son duo to call a perfect game and winning World Series for their home teams and work a 20-strikeout game.

One of sport's most versatile on-air talents, Thom is an original member of the NFL on FOX broadcast team and in 2020 will work his 27th consecutive year announcing the NFL on FOX. From 2007-09, Brennaman was the lead announcer for the worldwide telecasts of the college football BCS championship games and helped launch the Big Ten Network in 2007 with Appalachian State's upset win at Michigan. He also announced the 2011 NFL Pro Bowl and served as the play-by-play voice for 6 Cotton Bowl telecasts from 2001-06. He is a board member of SPCA Cincinnati and Cincinnati Children's Hospital Foundation and a member of Horizon Church in Cincinnati. A graduate of Anderson High School and Ohio University, Thom, his wife Polly and their family live in Cincinnati.

**CHRIS WELSH**

Chris Welsh is in his 28th season as Reds TV analyst following a 5-year Major League career with the Padres, Expos, Rangers and Reds. Chris went 21-31 with a 4.45 ERA, 8 complete games and 3 shutouts in 122 career appearances, including 75 starts. From 1993-2009 Chris and partner George Grande worked together for the 17 seasons as the longest-running TV duo in Reds history. He is a graduate of Cincinnati's St. Xavier High School and earned a bachelor's degree from the University of South Florida, where his baseball coach was Hall of Famer Robin Roberts. In addition to his television work, Chris is active in several local charities. He serves on the Board of the Powell Crosley Jr. Amateur Baseball Fund, which oversees the Kid Glove Games. He is a partner in Champions Baseball Academy and a featured speaker at many local venues. Chris created and operates baseballrulesacademy.com, an interactive website designed to teach the rules of baseball by use of video lessons and quizzes.

**JIM DAY**

Jim Day is in his 19th season covering the Reds for FOX Sports Ohio, returning to TV full-time in 2020 by splitting time working both play-by-play in the broadcast booth and on the sidelines for in-game coverage. For the 10th straight year, he will sit in the play-by-play chair during TV game broadcasts in the absence of Thom Brennaman. In 2018 and 2019, Day split duties between Reds TV and Reds on Radio, covering radio play-by-play duties during the off days of Hall of Famer Marty Brennaman and Jeff Brantley while also working TV play-by-play in addition to his pre- and post-game show stints. For 17 seasons, he served as the main host of the Emmy Award-winning pre- and post-game shows, Reds Live. In 2019, he was nominated for the National Sports Media Association's Sportscaster of the Year Award for Ohio. Day is an Emmy Award-winning reporter with 31 years' experience in sports broadcasting. After graduating from Otterbein College, Day worked at WSYX-TV as an anchor/reporter

in his hometown of Columbus, Ohio. Following a 3-year stay at WFTS-TV in Tampa, Day returned to his roots to work for FOX Sports Net Ohio. He has served in various roles for FOX Sports Ohio while covering every major sport for the network.



JEFF BRANTLEY

Jeff Brantley is in his 14th season as a member of the Reds Radio and Reds TV broadcast teams. He was hired in October 2006. After he retired as a player following the 2001 season, Brantley joined ESPN as an in-game analyst and also as a studio analyst on the network's popular *Baseball Tonight* show. In March 2006, he broadcast several telecasts of the inaugural World Baseball Classic. Brantley spent 14 seasons in the Major Leagues and enjoyed some of his best years while pitching for the Reds from 1994-1997, when he posted a 2.64 ERA and 88 saves. He is tied for sixth on the club's all-time saves list. In 1996 he earned the Rolands Relief Man Award after leading the National League with 44 saves. His 44 saves that season remains the Reds' single-season record. Brantley also pitched for the Giants, Cardinals, Phillies and Rangers. He was an All-Star for San Francisco in 1990 and finished his career with 172 saves and a 3.39 ERA in 615 games. He is enshrined

on the Giants' Wall of Fame at AT&T Park. Brantley is a graduate of Mississippi State University, where he led the Bulldogs to a third-place finish at the College World Series. He was a 4-year letterwinner for MSU and was named first-team All-American in 1985. A member of the Mississippi State Hall of Fame, Brantley's uniform number 8 was retired in 2000. In 2010 he was inducted into the State of Mississippi Sports Hall of Fame and in February 2019 was a member of the inaugural class of the prestigious Ron Polk Ring of Honor along with Will Clark, the late David "Boo" Ferriss, the late C.R. "Dudy" Noble and Rafael Palmeiro. He has been involved in several youth baseball groups like Garth Brooks' "Teammates for Kids" and an inner-city baseball program in Jackson, Mississippi. Jeff and wife Ashley have 2 children, Elizabeth and Mason. He has two other children, Emily and Murphy.



TOMMY THRALL

Tommy Thrall is in his second full season broadcasting for the Reds, his first as the full-time play-by-play announcer on rights holder 700 WLW Radio. In 2018, the 15-year broadcasting veteran called 3 Reds games in spring training and then 3 games near the end of the regular season. In 2019, he broadcast 66 games on radio. Beginning in 2020, he will host the Reds' new Star of the Game post-game segment. Before joining the organization full-time in 2019, Thrall spent 7 years broadcasting radio and TV games for Class AA Pensacola. While in Pensacola, he also served as the play-by-play voice for football and basketball for the University of West Florida. Thrall began working in professional baseball as an intern for the Kansas City T-Bones while earning his degree from Northwest Missouri State University. He went on to work for Class A Myrtle Beach and Quad Cities before making the move to Pensacola. Thrall has filled various roles in broadcasting, including TV sports anchor and reporter on WEAR-TV in Pensacola, sports talk host on ESPN Pensacola and host of UWF's weekly television coach's show.



JEFF PICORO

Jeff Picoro enters his 22nd season covering the Reds for FOX Sports Ohio. He has hosted the Emmy Award-winning pre- and post-game shows, *Reds Live*, and co-hosted with former Big Red Machine infielder Doug Flynn a 30-minute magazine show, *Reds Weekly*. He has been with the FOX Sports family for 23 years. Picoro, who played football at the University of Kentucky from 1980-84, currently serves as the color analyst for Wildcats football games and has worked as the television play-by-play announcer for the University of Cincinnati and Xavier University men's basketball teams. He currently is the play-by-play voice for the University of Dayton and FOX Sports Regional and also does play-by-play on the SEC Network for men and women's basketball. Jeff has broadcast almost every major sport, including 9 Kentucky Derby races and 7 Breeders' Cup world thoroughbred championships. Jeff resides in Northern Kentucky with his children Nicholas, Olivia and Ali.



DOUG FLYNN

For the ninth straight season, former infielder Doug Flynn will broadcast select games on the Reds on Radio network. He previously co-hosted with Jeff Picoro FOX Sports Ohio's 30-minute magazine show, *Reds Weekly*. He has experience in broadcasting as the color commentator for University of Kentucky baseball, returning to that booth again in 2020, and the Kentucky high school state baseball championships. From 2012-2016, Doug was the color man for the USA vs Canada softball game on ESPN3 and in 2014 and 2015 he was on the broadcast team for the CBS Sports Network's Minor League Game of the Week. He also has co-hosted a television show about high school sports and a radio show geared toward fishing and currently hosts *Kentucky Life*, a show on Kentucky Education TV about the history of the state. Signed by the Reds in August 1971 as an amateur free agent out of the University of Kentucky, Flynn played in the

Major Leagues for 11 seasons with the Reds, Mets, Expos, Rangers and Tigers. He appeared in 89 games in 1975 and 93 games in 1976 as the Big Red Machine won consecutive World Series titles. In 1980 while with New York, he won the Rawlings Gold Glove Award for second basemen and remains the only Mets player to win that award at that position. Doug lives in Lexington with his wife, Olga, and dogs Buddy and Jaxson.



BRIAN GIESENSCHLAG

Brian Giesenschlag is in his 16th season covering the Reds, his seventh as co-host of the Emmy Award-winning *Reds Live* pre- and post-game shows on FOX Sports Ohio. Before joining Jeff Picoro on the *Reds Live* desk, Brian was the feature reporter for *Reds Live* while also working as a sports anchor at Cincinnati's WXIX-TV (FOX). He also covers the NHL as co-host of FOX Sports Ohio's Columbus Blue Jackets Live pre- and post-game shows. A native Texan and graduate of Baylor University, Brian worked at several television outlets in his home state before moving to Ohio. He and wife Julie live in Cincinnati with their children Zachary, Brock and Ava.



DANNY GRAVES

Danny Graves is in his third season filling in on Reds on Radio broadcasts. The franchise's all-time leader with 182 career saves, Graves pitched in Cincinnati in 9 of his 11 Major League seasons. In 518 career appearances from 1996-2006, including 30 starts, Graves went 43-33 with a 4.05 ERA and 182 saves for the Reds, Indians and Mets. The righthander was a National League All-Star in 2000 and 2004 and in 2002 won the prestigious Lou Gehrig Memorial Award, presented annually to a Major League Baseball player who best exemplifies the giving character of the Hall of Famer. After he retired from baseball following the 2006 season, Graves became a Major League Baseball analyst for a digital sports network 120 Sports/Stadium. He also has worked color commentary for ESPN at the Little League World Series regional tournament, for ESPN covering ACC baseball and for CBS Sports Network covering college baseball.

Graves most recently served as an analyst for ESPN Radio, MLB.com and Sirius XM MLB Network Radio while guest hosting MLB Now on MLB Network.



SAM LECURE

Sam LeCure is in his third season working on the Emmy Award-winning *Reds Live* pre- and post-game shows on FOX Sports Ohio. The righthanded pitcher made 250 Major League appearances, all for the Reds from 2010-2015 and including 10 starts, and finished his career with a 10-16 record and a 3.51 ERA. He contributed to National League Central Division championships in 2010 and 2012 and to a berth in the NL Wild Card game in 2013, the franchise's best run of playoff appearances since the Big Red Machine dynasty of the 1970s. Since his retirement from baseball following the 2015 season, LeCure has taken volunteer trips to Indonesia and South Africa to help rebuild communities and help the local children.



TIM O'CONNELL - Vice President of Ballpark Operations

Tim is in his seventh season under the Castellini ownership, but his 20th season overall with the Reds. He began his professional baseball career with the Ballclub in 1983, serving as the Director of Stadium Operations at Riverfront Stadium from 1986-1995, coordinating the use of the stadium for 1988 All-Star Game and the 1990 LCS and World Series. In 1995, he left the Reds for the University of Dayton, where he was eventually named Assistant Vice President for Athletics, overseeing the athletics division's nine venues including the University of Dayton Arena, serving as the institution's NCAA tournament manager for 13 years, and coordinating \$40 million in facility construction and renovation projects. Tim returned to the Reds in November 2013 to lead the operation and upkeep of GABP. He is also responsible with maintaining the Reds' Youth Academy in Roselawn and Spring Training complex

in Goodyear, Arizona. Since his return, he has served as the project manager for all of the major construction projects. He was responsible for the use of GABP for the 2015 MLB All Star Game and served as the team's security liaison for that event. The 34-year veteran of operating sports facilities earned his Certified Venue Executive designation from the International Association of Venue Managers in 2007. Tim is an Executive Committee member of the Reds Community Fund Board and holds a bachelor degree from the University of Dayton. Tim and his wife, Jackie, have a daughter and son.



SEAN BROWN - Senior Director of Ballpark Operations

Sean Brown is entering his 19th season with the Reds Organization. He was named to his current position in 2014. He previously served the Ballpark Operations department full time as Director (2008-2013) and Administrative Assistant (2006-2008). He also worked part time with the organization as shipping and receiving coordinator, game day supervisor, and Runner on the Game Day Team (2002-2006). Sean oversees the Reds Game Day Guest Services Team, Maintenance, Engineering, and the janitorial operations partnership at Great American Ball Park. He is a graduate of Xavier University and Thomas More College, with a degree in Sport Management and a Master's in Business Administration. He has also attended and completed the FBI Citizens Academy. Sean is an active member of the International Association for Venue Management (IAVM) and has completed IAVM Venue Management School, and the IAVM Academy for Venue Safety and Security. In 2017, Sean earned his Certified

Venue Professional designation through the IAVM and previously participated on the IAVM Stadium Committee. He and his wife, Karianne, reside on the west side of Cincinnati with son Liam and daughters Ainsley and Elsa.



STEPHEN LORD - Head Groundskeeper

Steve Lord was named to his current position on March 20, 2015, and oversees all aspects of the daily playing field maintenance at Great American Ball Park. He is a 2008 graduate of Michigan State University with bachelor's degrees in both turfgrass management and general management. Before he joined the Reds, Steve spent the previous six seasons as assistant director of MLB grounds with the Texas Rangers. While in Texas, in 2010 and 2011 Steve was part of the club's first ever trips to the World Series. He has been an active member on various committees with the SportsTurf Managers Association and a speaker at the organization's national conference. In January 2015, Steve obtained his recognition as a Certified Sports Field Manager from the STMA. In December 2015, Steve and crew were awarded the Ohio SportsTurf Managers Field of the Year Award for that season. Steve resides in Cincinnati with wife Katie and son Breslin.

BUSINESS OPERATIONS

ZACH BONKOWSKI - Vice President of Promotional Events & Productions

Zach Bonkowski is in his 19th season with the Reds. Zach oversees aspects of the gameday experience including pregame and postgame festivities, along with in-game entertainment. Additionally, his department operates the Reds Authentics program and coordinates player relations for Reds business operations. Since 2003 Zach has served as the primary coordinator of Redsfest, the team's offseason fan festival. One of his biggest roles with the organization was serving as the Club Coordinator for the 86th Major League Baseball All-Star Game in 2015. A native of Harrison, Ohio, Zach graduated from Ball State University and worked for one season with the Single-A Potomac Cannons. Zach & his wife Danielle reside in Ft. Wright, KY with their son, Noah.


AARON EISEL - Vice President of Ticketing and Business Development

Aaron Eisel is in his seventh season as Vice President of Tickets and Business Development for the Reds. He has responsibility for all ticketing strategy and sales, oversees the customer service and retention team, ticket operations, consumer-based programs (Reds Heads, Reds Rookies and Club Red) and the Special Events department. A 1999 graduate of Xavier University with a Marketing Degree, Aaron came to the Reds after 15 years at Procter & Gamble where held the position of Marketing Director. Aaron spent all his time at Procter & Gamble in brand management working various roles in the Fabric and Home Care Division. Aaron is very active in the community and has holds a position on The Reds Community Fund Board and The Cincinnati Scholarship Foundation Board. Aaron and his wife Julie live in Loveland, Ohio, with their daughters, Abby and Lily, and their son, Quinn.


BRIAN KEYS - Vice President of Technology

Brian Keys is in his 18th season with the Reds and was named to his current position in December 2011. He is responsible for all Reds technologies, including major league team, seven minor leagues clubs, the club's facility at Great American Ball Park, Arizona players development and the Dominican Republic academy for all networking, computing video coaching and security camera infrastructure. Brian is responsible for all information Cybersecurity security, application development, Reds Analytics development and hardware/ software deployment, ticketing systems, CRM system, audio/video systems, and fan experience technologies. Brian is also responsible for helping develop the first mobile food lockers implementation. Before joining the Reds, Brian worked as a project manager for a Cincinnati-based consulting company. A native of Cincinnati, Brian graduated from the University of Cincinnati with a Bachelor of Science degree in electrical and computer engineering technology. Brian and his wife, Sherri, reside in Mason, Ohio, with their two children, BriAuna and Britani.


RALPH MITCHELL - Vice President of Communications and Marketing

Ralph Mitchell is in his 22nd season with the Reds. He was named to his current position in February 2010 and works with various departments to facilitate the club's communications efforts including marketing, advertising, creative services, public relations, promotional procurement, social media and website content. Previously, Ralph served as director of creative services after establishing the department in 2003. He was hired in February 1999 as assistant director of communications. Prior to joining the Reds, Ralph worked for eight years in the printing/publishing industry. He is a native of Massachusetts and a graduate of Plymouth State University. He lives in West Chester, Ohio, with his wife, Dorie, and their twin daughters, Alexa and Elena.



BILL REINBERGER - Vice President of Corporate Partnerships

Bill Reinberger, the first new hire of the Castellini ownership group begins his 15th season with the Reds in 2020. He is responsible for acquiring and servicing Reds sponsors and corporate partners. Total sponsorship revenue has tripled in his tenure. Reinberger oversees a staff of 13 that produces revenue for Corporate Partnerships, the Reds Hall of Fame, and Reds Community Fund. A 1984 Ball State University graduate, Reinberger first worked in sports at WGN Radio in Chicago. Before joining the Reds, he spent 12 years at 700 WLW in Cincinnati, the flagship station of the Reds Radio Network. Bill serves on the Board of Directors of the Reds Hall of Fame. He has two sons, Cade (18) and Clete (14), who attend Cincinnati Hills Christian Academy.



BENTLEY "B.J." VIATOR - Vice President of Finance

B.J. Viator is in his 13th season with the Reds. As Vice President of Finance, he has responsibility over all accounting functions, financial reporting and treasury management. In addition, he oversees the accounting for both of the Reds non-profit organizations, the Cincinnati Reds Community Fund and the Cincinnati Reds Hall of Fame and Museum. He previously served the organization as Controller. B.J. came to the Reds after 10 years with the Cincinnati Sports Club where he served as the Vice President of Finance. Prior to his career change, B.J. served as a hotel General Manager in Atlanta, GA, Palm Desert, CA, and Cincinnati. B.J. is a native Texan from Port Arthur, TX, and graduated from the University of Houston. He and his wife, Mary, reside in Anderson Township.



CHARLEY FRANK - Executive Director, Reds Community Fund

Charley Frank began as executive director of the Reds Community Fund in 2004. During his tenure, Frank has helped complete the eight-million dollar P&G Cincinnati MLB Youth Academy complex, led Major League Baseball All-Star Game "Legacy" projects and helped secure the 2011 Robert Wood Johnson Foundation's Steve Patterson Award for excellence in sports philanthropy. Frank oversees youth baseball and softball programs; directs the Community Fund's field renovation efforts, including 150th Anniversary projects in St. Bernard and Bellevue (KY) and leads the annual "Community Makeover" collaboration. He has established annual fundraisers such as the Marty Brenneman Golf Classic, Redlegs Run and the Fox Sports Ohio Telethon. Frank serves on the board of the Cincinnati Public Schools' Activities Beyond the Classroom foundation, Kid

Glove and Holom House. He received the "Joe Nuxhall Humanitarian Award" in November 2018. Previously, Frank spent 11 years with the NBA's Minnesota Timberwolves as vice president of communications. Frank is a Northwestern University and Walnut Hills HS graduate. He and his wife, Amy Snyder, reside in Cincinnati with their son, Sam, and daughter, Avery.



RICK WALLS - Executive Director, Cincinnati Reds Hall of Fame and Museum

A 28-year veteran of the Hall of Fame and Museum industry, Rick Walls was named Executive Director in 2007 and is responsible for overseeing all facets of the 15,000-sq.-ft. museum's operations, including strategic planning, development, programming and large-scale events that include Induction festivities, statue dedications, Reds Fantasy Camp, alumni events, and most recently a \$5.75M fundraising campaign and museum renovation. Previously, he held positions with The National Football Foundation and College Hall of Fame, Inc. (NFF), including Executive Director of the College Football HOF (2005-07), Dir. of Operations, Dir. of Public Relations, and Special Projects Coordinator for the NFF (1997-2005), overseeing membership, chapters, awards programs, and tabulation of the BCS Standings. From 1990-95, Walls served as Special

Projects Coordinator and Collections Manager for the College Football HOF. An Ohio University graduate, he also coaches youth baseball and basketball and is a Den Leader with the Cub Scouts. He resides in Milford, OH, with his wife Julie, daughter Hailey, and son Tyler.



MARK SCHUELER - Senior Director of Ticket Sales & Service

Mark Schueler is entering his 12th season with the Reds and was named to his current position in August 2013. Mark oversees all Sales and Service efforts of Season Tickets, Group Tickets, and Premium Tickets. Mark previously served as the Director of Season & Premium Sales, Inside Sales Manager and Account Executive with the Reds from 2008-2013. Prior to joining the Reds Mark was a Corporate Marketing Manager for the Scranton/Wilkes-Barre Yankees, the Triple-A affiliate of the New York Yankees. He is a native of Michigan and graduated from Western Michigan University. He lives in Anderson Township with his wife, Jade, son, Derek and daughter, Scarlett.



JACOB WIDERSCHHEIN - Senior Director of Ticket Operations

Jacob Widerschein is entering his fourth season with the Reds and first in his current position. Jacob works in conjunction with many others to facilitate the Reds' ticket operations efforts including Box Office, ticketing strategy, customer service, ticket technology, and ticketing analytics. Jacob previously served as Director of Group Sales & Service from 2015 to 2018. Prior to joining the Reds, Jacob worked in a variety of ticketing roles for The Aspire Group, Sun Devil Athletics, University of Memphis Athletics, the Minnesota Timberwolves, and the Miami Heat. He is a native of Louisville, KY and graduated from Flagler College. He lives in downtown Cincinnati with his two cats, Magnus and Earl.

Additional Front Office Staff



Carmen Alberini



Dewitt Anderson



Michael Anderson



Jami Aufderbeck



Terylle Austin



Ryan Barger



Chris Bausano



Catie Bock



Bev Bonavita



Melissa Booker



Mark Boone



Brandon Bowman



Cathy Brakers



Lisa Braun



John Brehm



Lance Bucher



Robert Burkhardt



Billy Byrnes



Brandon Cafferky



Amy Calo



Chris Calo



Cardell Carter



Chris Casarcia



Erin Chamberlain



Colleen Cheek



Jen Clemens



Dave Collins



Garrett Combs



Joanie Conkle



Kevin Corby

Additional Front Office Staff



John Cordova



Tyler Crowley



Kyle Danbury



Joe Delia



Jansen Dell



Kyle DeWine



Lindsey Dingeldein



Jimmy Dollard



Bryce Dugar



Jake Eby



Chris Eckes



Mark Edwards



Emily Egbers



Don Eichstadt



Andre Elkins



Brett Elkins



Kristin Elliott



Joe Enriquez



Kevin Fagin



Justin Faul



Chadwick Fischer



Amy Ford



Ken Freeman



Erika Gallette



Ayanna Goddard



Gary Goddard



Angel Gonzalez



Logan Grapenthien



Michael Grote



Derrik Grubbs

Additional Front Office Staff



Aly Gruber



Brendan Hader



Jeremy Hamilton



Christina Harlow



Mark Harlow



Corey Hawthorne



Ryan Haynes



Mark Heil



Craig Heintzelman



Natalya Herndon



Chris Herrell



Kory Hetzer



Melissa Hill



Tiffany Huffman



Sara Ingram



Jami Itiavkase



Chris Jackson



Jessica Jamison



Billy Johnson



Geoffrey Joseph



Matt Keifling



Eric Keller



Carter Kennedy



Michael King



Harris Kingsley



Anne Kirby



Tyler Klein



Richard Kleinwachter



Daniel Korb



Jan Koshover

Additional Front Office Staff



Katie Krall



Dan Lewis



Kenneth Lewis



Eric Liskey



Denise Lockwood



Austin MacEachen



Emily Mahle



Garry McGuire



Alex Meyer



Kristen Meyers



Richard Miller



Sean Molloy



Patrick Montague



Jim Myers



Jon Myers



Randy Newsome



Jill Niemeyer



Matthew Ollerdisse



Gabrielle Pape



Logan Paragin



Shellie Petrey



Jon Phelps



Matt Pohlman



Leanna Priest



Nick Prince



Kelsey Proctor



Stephanie Pryor



Samantha Rack



Jesus Ramos



Chris Renner

Additional Front Office Staff



Todd Richardson



John Rieder



Ryan Rizzo



Colleen Rodenberg



Jarrod Rollins



Tim Rosenbaum



Frank Rosiello



Sherry Rowland



Craig Sample



Maxx Sample



Michael Schatz



Daniel Schmaltz



Jason Schwab



Teena Schweier



Christian Sharp



Teddy Siegel



Kaitlin Simcoe



Amanda Simpson



Joe Simpson



Sydney Simpson



Mason Smith



Paige Smith



Audra Sordyl



Patrick Sponsler



Christina Sprance



Nick St. Pierre



Phil Stall



Vincent Steinwert



Jason Strine



Megan Stuerenberg

Additional Front Office Staff



Jacob Swartz



Kevin Sympson



Richard Toschlog



Sara Treash



Brenna Turner



Kayla Umberg



Clinton Van Andel



Sarah Vedder



Richy Velasquez



Brent Vinson



Chase Vogel



Vicki Volp



Shelley Volpenhein



Matthew Wagner



Christo Wallace



Stuart Wallace



Nick Wan



Craig Warman



Lori Watt



Nicholas Wedige



Drew Whitaker



Blake Williams



Keith Winchester



Zach Wollman



Jerome Wright



Todd Wuest



Steven Wyant



Sherri Yerkes



Joe Zerhusen

SECURITY K9s:



Gator



Paisley




Siggy



2020 NOTES





2020 REDS

In voting of the local chapter of the Baseball Writers' Association of America, in each of the last 2 seasons 3B Eugenio Suárez received the Ernie Lombardi Award as the Reds' Most Valuable Player. He was a unanimous selection in 2019, when he established single-season records for home runs by a player from Venezuela and for home runs by a National League third baseman, received the Luis Aparicio Award as Major League Baseball's best player from Venezuela, was the Reds' nominee for the Hank Aaron Award given to the outstanding offensive player in the National League and received 4 votes for the BBWAA's National League Most Valuable Player Award. Also last year, as the Reds celebrated the 150th anniversary of their first team, Suárez established franchise single-season records for home runs in the first inning (15) and for home runs after the All-Star break (29). In 159 games in 2019, Suárez hit .271 with 22 doubles, 2 triples, 49 HR and 103 RBI.



DAVID BELL

MANAGER
25

Age: 47 **Ht.:** 5-11 **Wt.:** 195 **B:** R **T:** R **Seasons In Majors:** 12

Born: 9/14/72 **Birthplace:** Cincinnati, OH **Resides:** Cincinnati, OH

Joined Reds Organization: On 11/4/08 as Class AA Carolina manager; on 10/22/18 as Reds manager

Joined Major League Coaching Staff: On 10/22/18 as manager, signed a 3-year contract through the 2021 season with a club option for 2022

MANAGERIAL CAREER: David Bell is in his second season as Reds manager...the club's 75-87 record in 2019 was an 8-game improvement over the previous season's 67-95 finish...was named to the position on 10/22/18 as the 63rd manager in franchise history, the 53rd since 1900...David and his father, Buddy, is the fourth father-son duo to serve as Major League managers, joining George & Dick Sisler, Bob & Joel Skinner and Bob & Aaron Boone...Buddy managed the Tigers (1996-1998), Rockies (2000-2002) and Royals (2005-2007)...David previously spent 4 seasons in the Reds organization's player development department as a manager, at Class AA Carolina from 2009-2011 and at Class AAA Louisville in 2012...following the 2009 campaign, he managed the Peoria Saguaros of the prestigious Arizona Fall League.

DAVID BELL'S MANAGERIAL RECORD

Year	Club	League	W-L	Pct.	Place	GB
2019	Cincinnati	National	75-87	.463	4th	16.0
Major League Totals			75-87	.463		

REDS MANAGERS SINCE 1900

Manager	Year(s)	W-L	Pct.	Manager	Year(s)	W-L	Pct.
Robert Allen	1900	62-77	.446	Birdie Tebbetts	'54-58	372-357	.510
John McPhee	'01-02	79-124	.389	Jimmy Dykes	'58	24-17	.585
Frank Bancroft	'02	10-7	.588	Mayo Smith	'59	35-45	.438
Joseph Kelley	'02-05	274-230	.544	Fred Hutchinson	'59-64	443-372	.544
Ned Hanlon	'06-07	130-174	.428	Dick Sisler	'64-65	118-91	.565
John Ganzel	'08	73-81	.474	Don Heffner	'66	37-46	.446
Clark Griffith	'09-11	222-238	.483	Dave Bristol	'66-69	298-265	.529
Henry O'Day	'12	75-78	.490	Sparky Anderson	'70-78	863-586	.596
Joseph Tinker	'13	64-89	.418	John McNamara	'79-82	279-244	.533
Buck Herzog	'14-16	165-226	.422	Russ Nixon	'82-83	101-131	.435
Christy Mathewson	'16-18	165-177	.482	Vern Rapp	'84	51-70	.421
Heinie Groh	'18	7-3	.700	Pete Rose	'84-89	412-373	.525
Patrick Moran	'19-23	425-329	.564	Tommy Helms	'89	14-21	.400
Jack Hendricks	'24-29	469-450	.510	Lou Piniella	'90-92	255-231	.525
Dan Howley	'30-32	177-285	.383	Tony Perez	'93	20-24	.455
Donie Bush	'33	58-94	.382	Davey Johnson	'93-95	204-172	.543
Robert O'Farrell	'34	26-58	.310	Ray Knight	'96-97, 2003	125-137	.477
Burt Shotton	'34	1-0	1.000	Jack McKeon	1997-2000	291-259	.529
Charles Dressen	'34-37	218-284	.434	Bob Boone	2001-03	190-238	.444
Bobby Wallace	'37	5-20	.200	Dave Miley	'03-05	125-164	.433
Bill McKechnie	'38-46	744-631	.541	Jerry Narron	'05-07	157-179	.467
John Neun	'47-48	117-137	.461	Pete Mackanin	'07	41-39	.513
Bucky Walters	'48-49	81-123	.397	Dusty Baker	'08-13	509-463	.524
Luke Sewell	'49-52	174-234	.426	Bryan Price	2014-2018	279-387	.419
Earle Brucker	'52	3-2	.600	Jim Riggleman	2018	64-80	.444
Rogers Hornsby	'52-53	91-106	.462	David Bell	2019	75-87	.463
C. Buster Mills	'53	4-4	.500				

FRONT OFFICE/COACHING CAREER: Following his 4-year tenure as a manager in the Reds' minor league system, in 2013 Bell worked for the Cubs as third base coach...the next year, he joined manager Mike Matheny's staff in St. Louis as assistant hitting coach before spending the 2015-2017 seasons as the Cardinals' bench coach...prior to joining the Reds as field manager in October 2018, Bell spent that season as Vice President of Player Development for the Giants.

PLAYING CAREER: The former infielder was selected by the Indians in the seventh round of the June 1990 free agent draft...played in 12 seasons in the Major Leagues with the Indians, Cardinals, Mariners, Giants, Phillies and Brewers...appeared in 35 Postseason games, reaching the American League Championship Series in 2000 and 2001 with the Mariners and the 2002 World Series with the National League Champion Giants...following that run to the World Series in 2002, received the prestigious Willie Mac Award as San Francisco's Most Inspirational Player...the award is named after beloved Hall of Famer Willie McCovey...on 6/28/04 vs Montreal became the first Phillies batter in 9 years to hit for the cycle...his grandfather, Gus Bell, hit for the cycle in 1951...they are the only grandfather and grandson in baseball history to hit for the cycle.

PERSONAL: The Bells are one of Major League Baseball's five 3-generation families, along with the Boones, Colemans, Hairstons and Schofield/Werths...David is the son of former third baseman and current Reds front office executive Buddy Bell and the grandson of Reds Hall of Famer Gus Bell...brothers Mike and Rick Bell also played professional baseball...Mike made 19 appearances for the Reds in 2000 and currently serves as the bench coach for the Twins...David grew up in Cincinnati and helped lead Moeller High School to the 1989 state baseball championship.

Career Playing Record

Yr	Club	Avg.	G	AB	R	H	2B	3B	HR	RBI	BB	SO	SB
1995	Cleveland	.000	2	2	0	0	0	0	0	0	0	0	0
	St. Louis	.250	39	144	13	36	7	2	2	19	4	25	1
1996	St. Louis	.214	62	145	12	31	6	0	1	9	10	22	1
1997	St. Louis	.211	66	142	9	30	7	2	1	12	10	28	1
1998	St. Louis	.222	4	9	0	2	1	0	0	0	0	3	0
	Cleveland	.262	107	340	37	89	21	2	10	41	22	54	0
	Seattle	.325	21	80	11	26	8	0	0	8	5	8	0
1999	Seattle	.268	157	597	92	160	31	2	21	78	58	90	7
2000	Seattle	.247	133	454	57	112	24	2	11	47	42	66	2
2001	Seattle	.260	135	470	62	122	28	0	15	64	28	59	2
2002	San Francisco	.261	154	552	82	144	29	2	20	73	54	80	1
2003	Philadelphia	.195	85	297	32	58	14	0	4	37	41	40	0
2004	Philadelphia	.291	143	533	67	155	33	1	18	77	57	75	1
2005	Philadelphia	.248	150	557	53	138	31	1	10	61	47	69	0
2006	Philadelphia	.278	92	324	39	90	17	2	6	34	32	38	1
	Milwaukee	.256	53	180	21	46	10	2	4	29	18	30	2
Major League Totals		.257	1403	4826	587	1239	267	18	123	589	428	687	19

Division Series Record

Yr	Club, Opponent	Avg.	G	AB	R	H	2B	3B	HR	RBI	BB	SO	SB
2000	Sea vs Chi	.364	3	11	0	4	1	0	0	1	2	2	0
2001	Sea vs Cle	.313	5	16	2	5	1	0	1	2	1	6	0
2002	SF vs Atl	.188	5	16	3	3	0	0	0	1	3	4	0
Division Series Totals		.279	13	43	5	12	2	0	1	4	6	12	0

League Championship Series Record

Yr	Club, Opponent	Avg.	G	AB	R	H	2B	3B	HR	RBI	BB	SO	SB
2000	Sea vs NYY	.222	5	18	0	4	0	0	0	0	0	0	0
2001	Sea vs NYY	.188	5	16	1	3	0	0	0	4	0	3	0
2002	SF vs StL	.412	5	17	4	7	1	0	1	1	2	3	0
LCS Totals		.275	15	51	5	14	1	0	1	5	2	6	0

World Series Record

Yr	Club, Opponent	Avg.	G	AB	R	H	2B	3B	HR	RBI	BB	SO	SB
2002	SF vs Ana	.304	7	23	4	7	0	0	1	4	5	4	0

BELL'S CAREER TRANSACTIONS

- Was selected by the Indians in the seventh round of the June 1990 amateur draft.
- Was acquired by the Cardinals, with Pepe McNeal and Rick Heiserman, for Ken Hill, July 27, 1995.
- Was claimed off waivers by the Indians, April 14, 1998.
- Was acquired by the Mariners in exchange for Joey Cora, August 31, 1998.
- Was acquired by the Giants in exchange for Desi Relaford and cash, January 25, 2002.
- Was signed by the Phillies to a 4-year contract through the 2006 season, December 7, 2002.
- Was traded to the Brewers for Wilfrido Laureano, July 28, 2006.



FREDDIE **BENAVIDES** **BENCH COACH** **45**

Age: 53 Ht.: 6-2 Wt.: 210 B: R T: R Seasons In Majors: 4

Born: 4/7/66 Birthplace: Laredo, TX Resides: Laredo, TX

Joined Reds Organization: In 1987, was selected in the second round of the June amateur draft

Joined Major League Coaching Staff: On 12/4/13, as a coach; was named first base coach, 10/22/15; was named bench coach, 11/28/18

MANAGERIAL/COACHING CAREER: Freddie Benavides is in his seventh season on the Major League coaching staff, his second as bench coach...spent the 2014 and 2015 seasons as the club's infield coach followed by 3 years (2016-2018) as first base coach...was the only coach from 2018 to return to rookie manager David Bell's 2019 Major League coaching staff...in 2019, went 5-2 while serving as the Reds' interim manager during Bell's 2 suspensions (1-0 on 4/9, 4-2 from 8/1-8/6)...before he joined the Reds spent the previous 15 years in their minor league system, including the last 6 as player development field coordinator...also spent 7 seasons as infield coordinator and in 2007 filled in as manager for the rookie Billings club in the Pioneer League...overall spent 4 seasons as a minor league manager...in 1999 led Class A Clinton to a Midwest League playoff spot by winning the first half...in 2000, before he was named infield coordinator, managed Class A Dayton in its inaugural season and led the Dragons to a Midwest League playoff spot with a 70-67 mark...in 2003 he served as a coach with the Major League club from August 5 through the remainder of the season.

BENAVIDES' MANAGERIAL RECORD

Year	Club	League	W-L	Pct.	Place
1999	Clinton	Midwest	68-69	.496	1st/4th
2000	Dayton	Midwest	70-67	.511	5th/3rd
2004	GCL Reds	Gulf Coast	20-37	.351	4th
2007	Billings	Pioneer	37-38	.493	3rd
Minor League Totals			195-211	.480	

PLAYING CAREER: Was selected by the Reds in the second round of the June 1987 amateur draft...the former infielder made 219 Major League apps over parts of 4 seasons with the Reds, Colorado Rockies and Montreal Expos.

PERSONAL: Graduated from Nixon High School in Laredo, TX...attended Texas Christian University in Fort Worth, TX...wife's name is Violeta...they have 3 children, Krizia and twins Sienna and Alec.

MOST RECENT BENCH COACHES

2019-20 Freddie Benavides	2004-05 Jerry Narron	1995 Ray Knight
2016-18 Jim Riggleman	2003 Mark Berry	1994 Bob Boone
2014-15 Jay Bell	2002-03 Ray Knight	1993 Dave Miley, Ray Knight
2008-13 Chris Speier	2001 Tim Foli	1990-92 Jackie Moore
2007 Pat Kelly	1999-2000 Ken Griffey Sr.	1983-89 Tommy Helms
2006-07 Bucky Dent	1997-98 Denis Menke	1982-86 George Scherger
2005 John Moses	1996 Jim Lett	1979-82 Harry Dunlop

BENAVIDES' CAREER TRANSACTIONS

- Was selected by the Reds in the second round of the June 1987 amateur draft.
- Was selected by the Rockies with the 28th pick of the 1993 expansion draft.
- Was acquired by the Expos in exchange for Ivan Arteago and Rodney Pedraza, January 7, 1994.

Career Playing Record

Yr	Club	Avg.	G	AB	R	H	2B	3B	HR	RBI	BB	SO	SB
1987	Cedar Rapids - A	.133	5	15	2	2	1	0	0	0	0	7	0
1988	Cedar Rapids - A	.223	88	314	38	70	9	2	1	32	35	75	18
1989	Chattanooga - AA	.250	88	284	25	71	14	3	0	27	22	46	1
	Nashville - AA	.170	31	94	9	16	4	0	1	12	6	24	0
1990	Chattanooga - AA	.259	55	197	20	51	10	1	1	28	11	25	4
	Nashville - AAA	.211	77	266	30	56	7	3	2	20	12	50	3
1991	Nashville - AAA	.242	94	331	24	80	8	0	0	21	16	55	7
	Cincinnati	.286	24	63	11	18	1	0	0	3	1	15	1
1992	Cincinnati	.231	74	173	14	40	10	1	1	17	10	34	0
	Colorado	.286	74	213	20	61	10	3	3	26	6	27	3
1993	Col. Springs - AAA	.438	5	16	3	7	1	0	0	2	1	0	0
	Montreal	.188	47	85	8	16	5	1	0	6	3	15	0
1995	Iowa - AAA	.241	106	315	30	76	14	4	4	26	25	47	2
1996	Columbus - AAA	.000	1	4	0	0	0	0	0	1	0	0	0
Major League Totals		.253	219	534	53	135	26	5	4	52	20	91	4
Reds Totals		.246	98	236	25	58	11	1	1	20	11	49	1
Minor League Totals		.234	550	1836	181	429	68	13	9	169	128	329	35



CALEB

@ceetwo35

ASST. COACH, DIR. OF PITCHING

COTHAM

65

Age: 32 **Ht.:** 6-3 **Wt.:** 215 **B:** R **T:** R **Seasons In Majors:** 2

Born: 11/6/87 **Birthplace:** Mt. Juliet, TN **Resides:** Mt. Juliet, TN

Joined Reds Organization: On 1/2/19, as assistant pitching coach

Joined Major League Coaching Staff: On 1/2/19, as assistant pitching coach; on 10/1/19 was promoted to assistant pitching coach, director of pitching

COACHING CAREER: Caleb Cotham is in his second season as a professional coach...spent 2019 as the Major League staff's assistant pitching coach...following his first season was promoted to assistant pitching coach, director of pitching...played at Vanderbilt University when current Reds' pitching coach Derek Johnson was working for the Commodores...after his playing career ended following the 2016 season, Cotham worked in Brentwood, Tennessee as the director of pitching for the Bledsoe Agency.

ASSISTANT PITCHING COACHES

2019-20	* Caleb Cotham
2016-18	Ted Power
2012-16	Mack Jenkins
10/1/19, added title of director of pitching		

PLAYING CAREER: Over the 2015 and 2016 seasons made 35 Major League apps, all in relief for the Yankees and Reds...was selected by the Yankees in the fifth round of the 2009 first-year player draft...in December 2015 was traded to the Reds, along with RHP Rookie Davis, 3B Eric Jagielo and 2B Tony Renda, in exchange for LHP Aroldis Chapman...during the 2016 season made just 23 relief apps for the Reds because of inflammation in his right shoulder and a torn lateral meniscus in his right knee...following a pair of rehabilitation apps in June and July, on 8/2/16 had season-ending microfracture surgery on his knee...in February 2017 was signed by the Mariners to a minor league contract but during spring training voluntarily retired...in a 5-2 Yankees loss at Tex 7/29/15, threw 1.2 scoreless innings in his big league debut (2h, 0bb, 4k)...became only the 11th Yankees pitcher since 1914 to record at least 4 strikeouts in his big league debut and only the sixth Yankee with 4 strikeouts and no runs in his debut.

PERSONAL: Graduated from Mt. Juliet (TN) High School, where as a junior and senior he was captain of the baseball team, 3 times All-District, District MVP as a junior, All-Region and All-State as a junior and 9-AAA Tournament MVP as a senior...was junior class president and a member of the National Junior Honor Society...follow on Twitter @ceetwo35.

COTHAM'S CAREER TRANSACTIONS

- Was selected by the Yankees in the fifth round of the 2009 first-year player draft.
- Was acquired by the Reds, along with RHP Rookie Davis, 3B Eric Jagielo and 2B Tony Renda, in exchange for LHP Aroldis Chapman, December 28, 2015.
- On disabled list with inflammation in his right shoulder and a torn lateral meniscus in his right knee, May 31-remainder of the season, 2016; was transferred to the 60-day disabled list, July 28; included a rehabilitation assignment at Pensacola, June 30-July 20.
- Was signed by the Mariners to a minor league contract, February 23, 2017.

Career Pitching

Yr	Club	W-L	ERA	G	GS	CG	SHO	SV	IP	H	R	ER	HR	BB	SO	WP	BK
09	GCL Yankees - R	0-0	0.00	1	1	0	0	0	2.0	2	0	0	0	0	5	0	0
	Staten Island - A	0-1	4.50	2	2	0	0	0	6.0	5	3	3	1	3	8	0	0
11	GCL Yankees - R	0-0	4.50	1	1	0	0	0	2.0	2	2	1	0	1	3	0	0
	Staten Island - A	0-1	1.71	12	0	0	0	0	21.0	21	7	4	1	9	29	1	0
12	Charleston - A	3-1	2.31	8	8	0	0	0	39.0	32	11	10	1	7	32	0	0
	Tampa - A	2-6	4.48	15	11	0	0	0	62.1	71	33	31	4	22	44	2	0
13	Trenton - AA	2-1	3.72	7	6	0	0	0	29.0	27	13	12	1	13	26	1	0
	Scranton/W-B - AAA	6-6	5.48	21	17	0	0	0	95.1	115	64	58	11	34	60	3	2
14	Scranton/W-B - AAA	0-2	5.40	5	5	0	0	0	18.1	25	14	11	1	7	17	1	1
	Trenton - AA	0-2	6.04	5	5	0	0	0	25.1	25	17	17	3	13	16	1	0
	GCL Yankees 2 - R	0-0	0.00	2	1	0	0	0	2.1	1	0	0	0	0	4	0	0
	GCL Yankees 1 - R	0-0	0.00	2	0	0	0	0	3.2	3	0	0	0	0	2	0	0
	Tampa - A	0-0	0.00	4	0	0	0	0	4.1	3	0	0	0	0	5	1	0
15	Trenton - AA	4-2	2.77	15	0	0	0	1	26.0	20	8	8	1	8	31	1	0
	Scranton/W-B - AAA	2-2	1.74	20	0	0	0	1	31.0	25	7	6	1	5	30	2	0
	New York (AL)	1-0	6.52	12	0	0	0	0	9.2	14	7	7	4	1	11	0	0
16	Cincinnati	0-3	7.40	23	0	0	0	0	24.1	32	21	20	3	12	21	1	0
	#Pensacola - AA	0-0	18.00	2	0	0	0	0	1.0	2	3	2	0	1	0	0	0
Major League Totals		1-3	7.15	35	0	0	0	0	34.0	46	28	27	7	13	32	1	0
AL Totals		1-0	6.52	12	0	0	0	0	9.2	14	7	7	4	1	11	0	0
Reds Totals		0-3	7.40	23	0	0	0	0	24.1	32	21	20	3	12	21	1	0
Minor League Totals		19-24	3.98	122	57	0	0	2	368.2	379	182	163	25	123	312	13	3
# Injury rehab																	

Career Hitting

Yr	Club	AVG	G	AB	R	H	2B	3B	HR	RBI	SH	SF	HB	BB	SO	SB	CS	OBP	SLG	E
15	New York (AL)	12	0	0	0	0	0	0	0	0	0	0	0	0	0	0	0
16	Cincinnati	23	0	0	0	0	0	0	0	0	0	0	0	0	0	0	1
No Major League plate apps																				



DELINO

DESHIELDS

1B COACH

90

Age: 51 **Ht.:** 6-1 **Wt.:** 170 **B:** L **T:** R **Seasons In Majors:** 13

Born: 1/15/69 **Birthplace:** Seaford, DE **Resides:** Atlanta, GA

Joined Reds Organization: On 1/7/09, as hitting coach at Rookie Billings

Joined Major League Coaching Staff: On 11/28/18, as first base coach

MANAGERIAL/COACHING CAREER: Delino DeShields is in his 12th season in the organization, his second on the Major League coaching staff... spent the previous 10 years in the Reds' player development system, including 8 seasons as a field manager...was hired by the Reds in January 2009 as the hitting coach at Rookie Billings, his first professional coaching position...the next season began an 8-year run as manager for the Reds' affiliates in Billings (2010), Class A Dayton (2011-2012), Class AA Pensacola (2013-2014) and Class AAA Louisville (2015-2017)...spent the 2018 season as the organization's roving bunting and base running instructor.

DeSHIELDS' MANAGERIAL RECORD

Year	Club	League	W-L	Pct.	Place
2010	Billings	Pioneer	38-37	.507	2nd/3rd
2011	Dayton	Midwest	83-57	.593	4th/1st
2012	Dayton	Midwest	60-78	.435	8th/8th
2013	Pensacola	Southern	59-79	.428	5th/4th
2014	Pensacola	Southern	60-80	.429	5th/5th
2015	Louisville	International	64-80	.444	3rd
2016	Louisville	International	71-73	.493	2nd
2017	Louisville	International	56-86	.394	4th
Minor League Totals			491-570	.463	

PLAYING CAREER: The former infielder played in 1,615 games over 13 seasons in the Major Leagues with the Expos, Dodgers, Cardinals, Orioles and Cubs...was Montreal's first-round draft pick in 1987, the 12th overall selection...3 years later made his Major League debut with the Expos and finished second to Atlanta's David Justice in the 1990 National League Rookie of the Year voting of the Baseball Writers' Association of America...finished his Major League career with a .268 batting average...his 463 career stolen bases rank 31st on Major League Baseball's all-time list since 1898, when the current stolen base rule was implemented.

PERSONAL: In 1987 graduated from Seaford (DE) High School, where he was first team All-State in football, baseball and basketball...was voted Delaware's Athlete of the Decade for the 1990s...wife's name is Michelle... they have 5 children: Delino Jr., Diamond, D'Angelo, Denim and Delaney...son Delino Jr. was selected by the Astros in the first round (8th overall) of the June 2010 first-year player draft...in December 2014 he was selected by the Rangers in the Rule 5 Draft and made his Major League debut in 2015...over his 5 Major League seasons, all with the Rangers, Delino Jr. has hit .246 with 18 HR and 100 stolen bases...daughter Diamond was selected by the Chicago Sky in the first round (3rd overall) of the 2018 WNBA Draft...she was a unanimous first team WNBA All-Rookie selection.

MOST RECENT FIRST BASE COACHES

2019-20	Delino DeShields	1999-2000	Dave Collins	1988-89	Lee May
2016-18	Freddie Benavides	1997-98	Ron Oester	1987	Tony Perez
2006-15	Billy Hatcher	1997	Ken Griffey Sr.	1983-86	Tommy Helms
2004-05	Randy Whisler	1994-97	Joel Youngblood	1979-83	Ron Plaza
2002-03	Jose Cardenal	1993	Jose Cardenal, Ron Oester	1976-79	Russ Nixon
2001	Bill Doran	1990-92	Tony Perez	1970-75	George Scherger

DeSHIELDS' CAREER TRANSACTIONS

- Was selected by the Expos in the first round (12th overall) of the June 1987 amateur draft.
- Was acquired by the Dodgers in exchange for RHP Pedro Martinez, November 19, 1993.
- Was signed by the Cardinals, November 20, 1996.
- Was signed by the Orioles, December 7, 1998.
- Was released by the Orioles, July 2, 2001.
- Was signed by the Cubs, July 7, 2001.

Career Playing Record

Yr	Club	Avg.	G	AB	R	H	2B	3B	HR	RBI	BB	SO	SB	
1990	Montreal	.289	129	499	69	144	28	6	4	45	66	96	42	
1991	Montreal	.238	151	563	83	134	15	4	10	51	95	* 151	56	
1992	Montreal	.292	135	530	82	155	19	8	7	56	54	108	46	
1993	Montreal	.295	123	481	75	142	17	7	2	29	72	64	43	
1994	Los Angeles (NL)	.250	89	320	51	80	11	3	2	33	54	53	27	
1995	Los Angeles (NL)	.256	127	425	66	109	18	3	8	37	63	83	39	
1996	Los Angeles (NL)	.224	154	581	75	130	12	8	5	41	53	124	48	
1997	St. Louis	.295	150	572	92	169	26	*14	11	58	55	72	55	
1998	St. Louis	.290	117	420	74	122	21	8	7	44	56	61	26	
1999	Baltimore	.264	96	330	46	87	11	2	6	34	37	52	11	
2000	Baltimore	.296	151	561	84	166	43	5	10	86	69	82	37	
2001	Baltimore	.197	58	188	29	37	8	2	3	21	31	42	11	
	Chicago (NL)	.276	68	163	26	45	9	3	2	16	28	35	12	
2002	Chicago (NL)	.192	67	146	20	28	6	1	3	10	21	38	10	
Major League Totals			.268	1615	5779	872	1548	244	74	80	561	754	1061	463

* Led National League, Finished second to Atlanta's David Justice in the 1990 National League Rookie of the Year Award voting

Division Series Record

Yr	Club, Opponent	Avg.	G	AB	R	H	2B	3B	HR	RBI	BB	SO	SB
1995	LAD vs Cin	.250	3	12	1	3	0	0	0	0	1	3	0
1996	LAD vs Atl	.000	2	4	0	0	0	0	0	0	0	1	0
Division Series Totals			.188	5	16	1	3	0	0	0	1	4	0



JOSÉ

DUARTE

BULLPEN CATCHER

91

Age: 26 Ht.: 6-2 Wt.: 222 B: R T: R Seasons In Majors: None

Born: 4/23/93 Birthplace: Maracay, VZ Resides: Maracay, VZ

Joined Reds Organization: In July 2019, as bullpen catcher

Joined Major League Coaching Staff: In July 2019, as bullpen catcher

COACHING CAREER: José Gabriel Duarte is in his second season on manager David Bell's Major League coaching staff...joined the Reds after he was released from his minor league contract on 6/28 and spent the rest of the season as the club's bullpen catcher.

PLAYING CAREER: The former catcher was signed by Reds scout Jose Fuentes as a non-drafted free agent in October 2010...played all or parts of 7 seasons in the minor leagues...was released on 6/28/19 and then in July of that year joined the Reds' Major League coaching staff as a full-time bullpen catcher.

DUARTE'S CAREER TRANSACTIONS

- Was signed by the Reds as a non-drafted free agent, October 14, 2010. Was signed by Jose Fuentes.
- Elected minor league free agency, November 6, 2017.
- Was re-signed by the Reds to a minor league contract, January 11, 2018.
- Was re-signed by the Reds to a minor league contract, January 7, 2019.

Career Playing Record

Yr	Club	Avg.	G	AB	R	H	2B	3B	HR	RBI	BB	SO	SB
2011	VSL Reds - R	.281	42	135	12	38	9	0	1	20	10	35	1
2012	DSL Reds - R	.195	40	113	14	22	1	3	0	10	15	39	4
2013	AZL Reds - R	.178	29	90	6	16	5	0	0	6	6	22	0
2014	Billings - R	.236	18	55	4	13	2	0	1	8	2	13	0
	AZL Reds - R	.200	4	10	1	2	0	0	1	2	1	1	0
2015	Billings - R	.178	22	73	5	13	3	0	0	7	1	22	0
2016	Dayton - A	.214	29	98	4	21	1	0	1	8	7	29	0
	Pensacola - AA	.308	4	13	4	4	0	0	1	3	0	4	0
	Daytona - A	.083	3	12	1	1	0	0	0	1	0	5	0
2017	Daytona - A	.083	3	12	1	1	0	0	0	1	0	5	0
	Pensacola - AA	.200	3	5	0	1	0	0	0	0	0	3	0
	Louisville - AAA	.259	7	27	1	7	0	0	0	5	0	7	0
Minor League Totals		.219	201	631	52	138	21	3	5	70	42	180	5



J.R.

HOUSE

3B / CATCHING COACH

56

Age: 40 Ht.: 6-0 Wt.: 205 B: R T: R Seasons In Majors: 5

Born: 11/11/79 Birthplace: Charleston, WV Resides: Phoenix, AZ

Joined Reds Organization: On 11/19/18, as third base / catching coach

Joined Major League Coaching Staff: On 11/19/18, as third base / catching coach

COACHING CAREER: James Rodger House is in his second season in the organization and second on the Major League coaching staff...on 11/19/18 he was hired as new manager David Bell's third base and catching coach...House spent the previous 7 seasons in various roles in the player development department of the Diamondbacks, as a hitting coach for Rookie Missoula (2012) and Class A Hillsboro (2013), as a manager for Hillsboro (2014), Class A Visalia (2015-2016) and Class AA Jackson (2017) and in 2018 as minor league field coordinator...was the 2015 California League Manager of the Year at Visalia...his 2014 Hillsboro squad won the Northwest League playoffs...as a minor league manager produced a career winning percentage of .573 (284-212).

HOUSE'S MANAGERIAL RECORD

Year	Club	League	W-L	Pct.	Place
2014	Hillsboro	Northwest	48-28	.632	^ 1st
2015	Visalia *	California	84-56	.600	1st
2016	Visalia	California	81-59	.579	1st
2017	Jackson	Southern	71-69	.507	3rd
Minor League Totals			284-212	.573	

^ 2014 NWL playoff champions, * 2015 California League Manager of the Year

PLAYING CAREER: The former catcher was selected by Pittsburgh in the fifth round of the June 1999 free agent draft...played parts of 5 seasons in the Major Leagues for the Pirates, Astros and Orioles.

PERSONAL: Attended Seabreeze High School in Daytona Beach, FL...in 2005 played quarterback for West Virginia University...wife's name is Valerie...they have 2 children, daughter Rilynn and son Camden.

MOST RECENT THIRD BASE COACHES

2019-2020	* J.R. House
2016-18	Billy Hatcher
2015	Jim Riggleman
2014	Steve Smith
2004-13	Mark Berry
2003	Ray Knight
2002-03	Tim Foli
1999-2001	Ron Oester

1998	Harry Dunlop
1997	Joel Youngblood
1996	Marc Bombard
1994-95	Ray Knight
1993	Bobby Valentine, Dave Bristol
1990-92	Sam Perlozzo
1989	Dave Bristol
1988	Bruce Kimm
1985-87	Billy DeMars

1984	Joe Sparks
1983	Ron Plaza
1979-82	Russ Nixon
1978-79	Ron Plaza
1978	Alex Grammas
1976-77	George Scherger
1970-75	Alex Grammas
1966-69	Vern Benson

* Also serves as catching coach

HOUSE'S CAREER TRANSACTIONS

- Was selected by the Pirates in the fifth round of the June 1999 amateur draft.
- Was signed by the Astros, January 26, 2006.
- Was signed by the Orioles, November 13, 2006.
- Was signed by the Astros, January 7, 2008.
- Was signed by the Royals, December 3, 2008.
- Was signed by the Mets, May 13, 2010.

Career Playing Record

Yr	Club	Avg.	G	AB	R	H	2B	3B	HR	RBI	BB	SO	SB
1999	Pirates - R	.327	33	113	13	37	9	3	5	23	11	23	1
	Hickory - A	.273	4	11	1	3	0	0	0	0	0	3	0
	WilliamSPORT - A	.300	26	100	11	30	6	0	1	13	9	21	0
2000	Hickory - A	.348	110	420	78	146	29	1	23	90	46	91	1
2001	Altoona - AA	.258	112	426	51	110	25	1	11	56	37	103	1
2002	Pirates - R	.313	5	16	3	5	2	0	1	2	3	1	0
	Altoona - AA	.264	30	91	9	24	6	0	2	11	13	21	0
2003	Altoona - AA	.333	20	63	12	21	6	0	2	11	5	11	0
	Pirates - R	.400	20	65	16	26	9	0	4	23	12	5	0
	Pittsburgh	1.000	1	1	0	1	0	0	0	0	0	0	0
2004	Nashville - AAA	.288	92	309	38	89	21	1	15	49	23	72	1
	Pittsburgh	.111	5	9	1	1	1	0	0	0	0	2	0
2005						Did Not Play							
2006	Corpus Christi - AA	.325	97	379	58	123	23	2	10	69	32	44	2
	Round Rock - AAA	.412	31	114	25	47	15	0	5	36	9	15	0
	Houston	.000	4	9	0	0	0	0	0	0	0	2	0
2007	Norfolk - AAA	.298	110	419	52	125	32	2	11	66	43	59	1
	Baltimore	.211	19	38	5	8	2	0	3	3	1	11	0
2008	Round Rock - AAA	.306	127	454	63	139	25	0	18	60	53	52	1
	Houston	.000	3	3	0	0	0	0	0	1	0	1	0
2009	Omaha - AAA	.251	127	505	58	127	24	0	9	53	33	57	0
2010	Buffalo - AAA	.253	67	225	20	57	14	0	4	29	13	31	0
Major League Totals		.167	32	60	6	10	3	0	3	4	1	16	0
Minor League Totals		.299	1011	3710	508	1109	246	10	121	591	342	609	8



NATE

[@JuliusIrving18](#)

BULLPEN CATCHER

IRVING

92

Age: 27 Ht.: 6-0 Wt.: 235 B: R T: R Seasons In Majors: None

Born: 10/17/92 Birthplace: New York, NY Resides: Yonkers, NY

Joined Reds Organization: In February 2019, as bullpen catcher

Joined Major League Coaching Staff: In February 2019, as bullpen catcher

COACHING CAREER: Nate Irving is in his second season on manager David Bell's Major League coaching staff...joined the Reds during 2019 Spring Training...prior to joining the organization served as a graduate assistant baseball coach at the University of Virginia, where he worked on the development of an analytics system for catchers.

PLAYING CAREER: The former catcher was selected by the Diamondbacks in the 34th round of the June 2014 first-year player draft...also spent time in the Pirates' minor league system before playing in the independent Frontier League with the Sussex County Miners and in the independent Atlantic League with the Long Island Ducks and New Britain Bees.

PERSONAL: Attended the University of Virginia...in 2012 and 2013 was named to the Atlantic Coast Conference's All-Academic team...in 2013 was a Team USA Collegiate National Team invitee...in 2014 was an All-ACC catcher and was named to the NCAA College World Series All-Tournament team.

IRVING'S CAREER TRANSACTIONS

- Was selected by the Diamondbacks in the 34th round of the June 2014 first-year player draft.
- Was released, October 12, 2015.
- Was signed by the Pirates to a minor league contract, January 19, 2016.
- Was released, June 3, 2016.

Career Playing Record

Yr	Club	Avg.	G	AB	R	H	2B	3B	HR	RBI	BB	SO	SB
2014	Hillsboro - A	.190	8	21	5	4	1	0	0	1	4	8	1
2015	Hillsboro - A	.276	24	76	6	21	3	0	0	10	11	10	1
2016	Sussex County - IND	.183	45	131	12	24	5	1	1	15	13	33	0
2017	Sussex County - IND	.297	56	158	29	47	11	0	4	25	24	59	2
2018	New Britain - IND	.160	9	25	3	4	1	0	0	0	0	11	0
Minors League Totals		.258	32	97	11	25	4	0	0	11	15	18	2
Independent Totals		.239	110	314	44	75	17	1	5	40	37	103	2



DEREK JOHNSON **PITCHING COACH** **36**

Age: 48 **Ht.:** 5-10 **Wt.:** 215 **B:** R **T:** L **Seasons In Majors:** None

Born: 7/16/71 **Birthplace:** Gibson City, IL **Resides:** Nashville, TN

Joined Reds Organization: On 11/2/18, as pitching coach

Joined Major League Coaching Staff: On 11/2/18, as pitching coach

PROFESSIONAL COACHING CAREER: Derek Johnson is in his second season in the organization...was *Baseball America's* MLB Coach of the Year in 2019, when the Reds led the National League with a franchise-record 1,552 strikeouts and ranked fourth in the NL with a team ERA of 4.18, the staff's best since 2014 and almost half a run better than its 2018 ERA of 4.63...in 1,438 innings in 2019 allowed just 1,270 hits, the second-fewest of any team in the NL... on 11/2/18 was named pitching coach on new manager David Bell's Major League staff...spent the previous 3 seasons in the same position with the Brewers...Mil's cumulative team ERA of 3.94 ERA over the 2016-2018 seasons was the fourth-best in the National League in that span behind the Dodgers (3.49), Cubs (3.58) and Nationals (3.81) and eighth-best in the Major Leagues...in 2018, Brewers pitchers established franchise records for strikeouts in a season (1,428) and lowest opponents' batting average (.233)...in 2017, the Brewers' 3.54 ERA from 7/28 through the remainder of the season (58g) ranked third in the Major Leagues in that span behind only the Indians (2.67) and Yankees (3.50)...in 2016, from 8/22 through the remainder of the season (39g) Brewers pitchers posted a 3.13 ERA, the best in the Major Leagues...for 3 seasons from 2013-2015, in his first professional coaching position was the minor league pitching coordinator for the Chicago Cubs.

JOHNSON'S PITCHING STAFFS			
Team	Year	ERA	NL Rank
Brewers	2016	4.08	7th
Brewers	2017	4.00	5th
Brewers	2018	3.73	4th
Reds	2019	4.18	4th
2016 - 2019		4.00	5th

COLLEGE COACHING CAREER: From 2002-2012 was the pitching coach at Vanderbilt University...in his last 3 seasons with the Commodores also served as associate head coach...was National Pitching Coach of the Year in 2004 and National Assistant Coach of the Year in 2010...in 2011 helped lead Vanderbilt to its first College World Series appearance, guiding a staff that featured 8 pitchers who were selected in Major League Baseball's first-year player draft...also coached at Eastern Illinois University (1994), Southern Illinois University (1995-1997) and Stetson University (1998-2001)...as a college coach, mentored 14 pitchers who have appeared in the Major Leagues, including Jason Frasor (Southern Illinois), Lenny DiNardo (Stetson), Jeremy Sowers (Vanderbilt), Jensen Lewis (Vanderbilt), Mike Minor (Vanderbilt), David Price (Vanderbilt), Sonny Gray (Vanderbilt), Nick Christiani (Vanderbilt), Taylor Hill (Vanderbilt), Drew Verhagen (Vanderbilt), Caleb Cotham (Vanderbilt), Drew Hayes (Vanderbilt), Matt Buschmann (Vanderbilt) and Tyler Beede (Vanderbilt)... helped produce 6 first round/supplemental first round draft picks, including Jeremy Sowers (6th overall, Cle, 2004), David Price (1st, TB, 2007), Casey Weathers (8th, Col, 2007), Mike Minor (7th, Atl, 2009), Sonny Gray (18th, Oak, 2011) and Grayson Garvin (59th, TB, 2011).

BASEBALL AMERICA'S 2019 MAJOR LEAGUE AWARDS

- Organization of the Year**
Tampa Bay Rays
- Player of the Year**
Justin Verlander, Hou
- Rookie of the Year**
Pete Alonso, NYM
- Executive of the Year**
Mike Rizzo, Wsh
- Manager of the Year**
Craig Counsell, Mil
- Coach of the Year**
Derek Johnson, Cin

PERSONAL: Graduated from University High School in Normal, Illinois... attended Lakeland (FL) Junior College from 1989-1991 before graduating from Eastern Illinois University in 1994...in 1993 was All Mid-Continent Conference as a lefthanded pitcher...in 2012 authored *The Complete Guide To Pitching*...wife's name is Tasha...they have a son, Teague, and a daughter, Taite.

MOST RECENT PITCHING COACHES

2019-2020 Derek Johnson	2006 * Tom Hume	1984 Stan Williams
2018 ^ Danny Darwin	2005-06 Vern Ruhle	1979-83 Bill Fischer
2016-18 Mack Jenkins	1993-2005 Don Gullett	1970-78 Larry Shepard
2016 ... Mark Riggins & ^ Mack Jenkins	1992-93 Larry Rothschild	1969 Harvey Haddix
2014-15 Jeff Pico	1990-91 Stan Williams	1966-68 Mel Harder
2010-13 Bryan Price	1986-89 Scott Breeden	* Bullpen coach, served as interim pitching coach
2007-09 Dick Pole	1984-85 Jim Kaat	^ Interim pitching coach



JOE

MATHER

ASST. COACH, DIR. OF HITTING

62

Age: 37 **Ht.:** 6-4 **Wt.:** 215 **B:** R **T:** R **Seasons In Majors:** 4

Born: 7/23/82 **Birthplace:** Sandpoint, ID **Resides:** Ahwatukee, AZ

Joined Reds Organization: On 12/17/19, as assistant hitting coach / director of hitting

Joined Major League Coaching Staff: On 12/17/19, as assistant hitting coach / director of hitting

COACHING CAREER: Joe Mather is in his first season in the organization...on 12/17/19 was hired as the organization's director of hitting and as assistant hitting coach on manager David Bell's Major League staff...Mather will work closely with hitting coach Alan Zinter to provide support for the Major League team and as director of hitting will take a lead role in the creation and implementation of the organization's hitting philosophies and protocols...before he was hired by the Reds, spent the previous 5 seasons in Arizona's player development department...joined the Diamondbacks in 2015 and spent 2 years managing rookie Missoula, then coached at Class AA Jackson in 2017 before managing at Class A Visalia in 2018...in 2015, led Missoula to the North Division title en route to the Pioneer League championship...spent the 2019 season as the Diamondbacks' minor league fielding/hitting coordinator.

MATHER'S MANAGERIAL RECORD

Year	Club	League	W-L	Pct.	Place
2015	Missoula	Pioneer	42-33	.560	^ 1st
2016	Missoula	Pioneer	33-42	.440	3rd
2018	Visalia	California	70-70	.500	2nd
Minor League Totals			145-145	.500	

^ 2015 North Division & Pioneer League champion

ASSISTANT HITTING COACHES

2020 Joe Mather
2019 Donnie Ecker
2016-18 Tony Jaramillo
2014-15 Lee Tinsley
2013 Ronnie Ortegon

PLAYING CAREER: Was selected by the Cardinals in the third round of the 2001 first-year player draft...from 2008-2012, the former outfielder and third baseman made 229 appearances for the Cardinals, Cubs and Braves.

PERSONAL: Attended Mountain Pointe High School in Ahwatukee, Arizona.

MATHER'S CAREER TRANSACTIONS

- Was selected by the Cardinals in the third round of the June 2001 first-year player draft.
- Was claimed off waivers by the Braves, November 3, 2010.
- Was signed by the Rockies as a free agent, July 7, 2011.
- Was signed by the Cubs as a free agent, January 4, 2012.
- Was signed by the Phillies as a free agent, January 23, 2013.
- Was signed by the Reds as a free agent, May 4, 2013.

Career Playing Record

Yr	Club	Avg.	G	AB	R	H	2B	3B	HR	RBI	BB	SO	SB
2001	Johnson City - R	.248	45	165	25	41	3	0	5	21	7	60	2
2002	Johnson City - R	.232	62	224	29	52	15	2	8	39	27	57	9
2003	New Jersey - A	.230	65	196	23	45	12	1	2	22	18	38	4
2004	Peoria - A	.253	65	241	34	61	18	2	7	31	24	70	3
	New Jersey - A	.125	3	8	0	1	0	0	0	0	0	2	2
2005	Palm Beach - A	.275	57	200	37	55	12	2	8	27	12	39	4
	Quad Cities - A	.220	54	209	30	46	15	2	9	33	20	49	0
2006	Palm Beach - A	.269	124	443	64	119	33	1	16	74	36	91	9
2007	Memphis - AAA	.241	70	253	32	61	10	1	13	31	23	51	6
	Springfield - AA	.303	64	234	48	71	17	0	18	46	29	32	4
2008	St. Louis	.241	54	133	20	32	7	0	8	18	12	32	1
	Memphis - AAA	.303	59	211	45	64	14	2	17	41	32	36	7
2009	Memphis - AAA	.176	39	136	12	24	6	2	1	14	9	27	7
	Springfield - AA	.207	17	58	8	12	3	0	3	11	5	11	0
	GCL Cardinals - R	.250	3	8	1	2	1	0	0	3	3	1	0
2010	St. Louis	.217	36	60	7	13	4	0	0	3	2	11	1
	Memphis - AAA	.275	91	335	55	92	18	4	10	46	37	74	6
2011	Atlanta	.213	36	75	4	16	4	0	1	9	6	23	0
	Col. Springs - AAA	.321	55	209	36	67	14	1	6	31	18	39	3
	Gwinnett - AAA	.258	18	62	13	16	5	0	1	4	8	14	2
2012	Chicago (NL)	.209	103	225	18	47	11	0	5	19	14	46	5
2013	Pensacola - AA	.174	31	86	6	15	4	0	2	10	14	28	1
	Lancaster - IND	.271	13	48	4	13	3	0	2	4	1	11	1
2014	Bridgeport - IND	.242	39	120	14	29	6	1	2	14	20	26	1
Major League Totals		.219	229	493	49	108	26	0	14	49	34	112	7
Minor League Totals		.257	922	3278	498	844	200	20	126	484	322	719	69
Independent Totals		.250	52	168	18	42	9	1	4	18	21	37	2



CRISTIAN

@Cris_Perez18

ADV. SCOUTING COACH

PÉREZ

89

Age: 24 Ht.: 6-3 Wt.: 205 B: R T: R Seasons In Majors: None

Born: 7/24/95 Birthplace: Miami, FL Resides: Miami, FL

Joined Reds Organization: On 1/28/19, as assistant bullpen / advance scouting coach

Joined Major League Coaching Staff: On 1/28/19, as assistant bullpen/ advance scouting coach

PROFESSIONAL CAREER: Cristian Pérez is in his second season in the organization, his first as the Reds' advance scouting coach...on 1/28/19 joined new manager David Bell's staff as assistant bullpen / advance scouting coach...from April 2018 until he was hired by the Reds, he served as a fellow in the league economics and operations department at Major League Baseball's Office of the Commissioner in New York, where he focused on international first-year player acquisitions and Asian transfers...helped coordinate MLB's international drug and safety programs...during parts of the 2017 and 2018 seasons, Pérez worked as a baseball operations intern with the Arizona Diamondbacks.

PERSONAL: Was born and raised in Miami...in 2013 graduated from Christopher Columbus High School...a former catcher, from 2013-2016 he played baseball for 3 seasons at Duke University before finishing his collegiate playing career in 2017 for the University of Southern California...while at Duke was named to the All-ACC Academic Team in 2015 and graduated with a bachelor of arts degree in sociology with a minor in economics and certification in markets and management...earned his master of science degree while playing at USC...finished his collegiate playing career at Duke and USC with 13 HR and 79 RBI in 170 games.



JEFF

PICKLER

GAME PLANNING / OF COACH

61

Age: 44 Ht.: 5-10 Wt.: 186 B: L T: R Seasons In Majors: None

Born: 1/6/76 Birthplace: Garden Grove, CA Resides: Chandler, AZ

Joined Reds Organization: On 11/28/18, as game planning and outfield coach

Joined Major League Coaching Staff: On 11/28/18, as game planning and outfield coach

COACHING CAREER: Jeff Pickler is in his second season in the organization and in his fourth year as a coach on a Major League staff...spent the 2017 and 2018 seasons with the Twins as their outfield coach and coordinator of Major League

development, a position in which he advised all coaches and players on game preparation and strategy and coordinated the communication between Minnesota's Major League staff and player development...began his professional baseball career in 2006 with the Diamondbacks and for 3 seasons served as their advance scout and consultant to the Major League staff...also worked for the Padres as a special assignment scout (2010, 2012-2014), for the Angels as minor league infield coordinator (2011) and for the Dodgers as a special assistant in their scouting and player development departments (2015-2016)...in 2009 worked for the University of Arizona as an assistant coach.

GAME PLANNING COACHES

2019-2020 Jeff Pickler

PLAYING CAREER: The former infielder was selected by the Brewers in the 11th round of the June 1998 first-year player draft...played 8 seasons in the minor league systems of the Brewers (1998-2001), Rangers (2002-2004) and Rockies (2005).

PERSONAL: In 1994 graduated from Foothill (CA) High School...in 1995 attended Cypress (CA) Junior College, where he was an All-America selection...from 1996-1998 attended the University of Tennessee, where in 1998 he was the Scholar Athlete of the Year, Southeastern Conference Player of the Year and a consensus first team All-American...graduated magna cum laude with a bachelor of science degree in business administration with an emphasis in marketing...earned a master's degree in teaching and learning from National University...his father, Scott Pickler, has been the head coach at Cypress Junior College for 35 years and is a member of the American Baseball Coaches Association Hall of Fame...wife's name is Erica.

PICKLER'S CAREER TRANSACTIONS

-- Was selected by the Brewers in the 11th round of the 1998 first-year player draft.

Career Playing Record

Yr	Club	Avg.	G	AB	R	H	2B	3B	HR	RBI	BB	SO	SB
1998	Ogden - R	.364	71	280	55	102	22	0	4	49	39	25	20
1999	Stockton - A	.338	80	311	40	105	14	3	1	42	23	29	7
	Huntsville - AA	.279	51	183	20	51	8	1	1	23	15	25	9
2000	Huntsville - AA	.303	71	254	34	77	11	0	0	26	30	28	15
	Indianapolis - AAA	.307	56	189	34	58	6	1	1	20	24	27	14
2001	Huntsville - AA	.287	134	523	74	150	17	2	0	32	60	51	34
2002	Tulsa - AA	.167	6	24	2	4	0	0	0	0	2	3	1
	Oklahoma - AAA	.299	96	394	62	118	19	0	0	32	54	44	17
2003	Oklahoma - AAA	.222	125	486	68	108	20	5	2	36	64	74	32
2004	Oklahoma - AAA	.311	86	354	64	110	22	5	1	51	34	49	15
2005	Col. Springs - AAA	.331	128	423	72	140	26	6	5	50	41	46	16
Minor League Totals		.299	904	3421	525	1023	165	23	15	361	386	401	180



LEE TUNNELL **BULLPEN COACH**
60

Age: 59 **Ht.:** 6-1 **Wt.:** 180 **B:** R **T:** R **Seasons In Majors:** 6

Born: 10/30/60 **Birthplace:** Tyler, TX **Resides:** Oklahoma City, OK

Joined Reds Organization: On 11/1/05, as pitching coach at Class AAA Louisville; on 11/28/18, as bullpen coach

Joined Major League Coaching Staff: On 11/28/18, as bullpen coach

COACHING CAREER: Lee Tunnell in 2019 returned to the organization after 10 seasons with the Brewers...last season, the Reds led the National League with a franchise-record 1,552 strikeouts and ranked fourth in the NL with a team ERA of 4.18, the staff's best since 2014 and almost half a run better than its 2018 ERA of 4.63...in 1,438 innings last year allowed just 1,270 hits, the second-fewest of any team in the NL...previously worked for the Reds in 2006, originally as pitching coach at Louisville before joining the Major League staff in March as interim bullpen coach, then from 2007-2008 as a pro scout...worked as the Brewers' minor league pitching coordinator from 2009 until 7/30/12, when he was promoted to bullpen coach on the Major League staff...remained in that position through the 2018 season...from 2016-2018 worked with pitching coach Derek Johnson...the Brewers' cumulative team ERA of 3.94 ERA over the 2016-2018 seasons was the fourth-best in the National League in that span behind the Dodgers (3.49), Cubs (3.58) and Nationals (3.81)...in 2018, Brewers pitchers established franchise records for strikeouts in a season (1,428) and lowest opponents' batting average (.233) and for only the second time in franchise history had 3 relievers with at least 10 saves (Corey Knebel, Jeremy Jeffress, Josh Hader)...the Brewers' bullpen produced 3 National League All-Stars in 2017 (Knebel) and 2018 (Hader, Jeffress)...the Brewers' bullpen set individual Major League single-season records for most consecutive games with a strikeout (45 in 2017), most consecutive strikeouts (16 in 2018) and most strikeouts by lefthanded relievers (143 in 2018)...before he joined the Reds in 2006 worked for the Rangers from 1997-2005, including 7 seasons as a minor league pitching coach and 2 years as minor league pitching coordinator...from 2007-2008 was the director of North America scouting for the Fukuoka SoftBank Hawks of the Japanese Pacific League.

MOST RECENT BULLPEN COACHES

2019-2020	Lee Tunnell
2016-18	Ted Power
2014-16	Mack Jenkins
2008-13	Juan Lopez
2007	Tom Hume
2006	* Lee Tunnell
1996-2006	** Tom Hume
1994-95	Grant Jackson
1993	Don Gullett, Dave Miley
1992	John McLaren
1990-91	Larry Rothschild

* Interim bullpen coach
** In 2006 served as interim pitching coach

PLAYING CAREER: Was selected by Pittsburgh in the second round (40th overall) of the June 1981 amateur draft...appeared in the 1987 World Series for StL vs Min...his 28-inning scoreless streak for the Pirates in 1983 was the longest by a starter in the National League that season...from 1991-1993 pitched in Japan for Fukuoka.

PERSONAL: Graduated from Austin (TX) Anderson High School, where he played baseball, football and basketball...attended Baylor University...in 2018 earned a bachelor's degree in business management/leadership from Wisconsin Lutheran University...wife's name is Bea...they have 4 children and 7 grandchildren.

Career Playing Record

Yr	Club	W-L	ERA	G	GS	CG	SHO	SV	IP	H	R	ER	BB	SO
1982	Pittsburgh	1-1	3.93	5	3	0	0	0	18.1	17	8	8	5	4
1983	Pittsburgh	11-6	3.65	35	25	5	3	0	177.2	167	81	72	58	95
1984	Pittsburgh	1-7	5.27	26	6	0	0	1	68.1	81	44	40	40	51
1985	Pittsburgh	4-10	4.01	24	23	0	0	0	132.1	126	70	59	57	74
1987	St. Louis	4-4	4.84	32	9	0	0	0	74.1	90	45	40	34	49
1989	Minnesota	1-0	6.00	10	0	0	0	0	12.0	18	8	8	6	7
Major League Totals		22-28	4.23	132	66	5	3	1	483.0	499	256	227	200	280

World Series Record

Yr	Club, Opponent	W-L	ERA	G	GS	CG	SHO	SV	IP	H	R	ER	HR	BB	SO	WP	BK
87	StL vs Min	0-0	2.08	2	0	0	0	0	4.1	4	2	1	1	2	1	0	0

TUNNELL'S CAREER TRANSACTIONS

- Was selected by the Pirates in the second round of the June 1981 amateur draft.
- Was acquired by the Cardinals in exchange for cash considerations, April 6, 1987.
- Was signed by the Twins, February 13, 1989.



ROLANDO VALLES

ASSOCIATE COACH

88

Age: 40 Ht.: 6-4 Wt.: 200 B: L T: L Seasons In Majors: None

Born: 7/27/79 Birthplace: Maracaibo, VZ Resides: Litchfield Park, AZ

Joined Reds Organization: On 1/24/19, as associate coach

Joined Major League Coaching Staff: On 1/24/19, as associate coach

COACHING CAREER: Rolando Valles (pronounced VAH-yes) is in his second season in the organization...on 1/24/19 was named associate coach on new manager David Bell's 2019 Major League staff...before joining the Reds spent 11 seasons in the player development system of the Brewers...joined that organization in 2008 and for 9 years served as Mil's minor league liaison to Latino players...in that role, he assisted with the off-field needs and development of the Brewers' non-English speaking players...was pitching coach for the rookie Arizona League Brewers from 2010-2013 and again in 2016 and pitching coach for Helena in the Pioneer League from 2014-2015 and 2017-2018.

ASSOCIATE COACHES

2019-2020 Rolando Valles

PLAYING CAREER: Before joining the Brewers' player development department pitched for 10 seasons in the minor leagues and independent leagues...in April 1997 was signed by the Astros as a non-drafted free agent...after 5 years in Hou's system, played in independent leagues with the Amarillo Dillas (2002-2003) and New Haven County Cutters (2005-2007)...in 2007 served as New Haven County's player/pitching coach.

PERSONAL: The native of Venezuela lives in the Phoenix suburb of Litchfield Park with wife Angelica and children Rolando and Claudia.

VALLES' CAREER TRANSACTIONS

- Was signed by the Astros as a non-drafted free agent, April 11, 1997.

Career Playing Record

Yr	Club	W-L	ERA	G	GS	CG	SHO	SV	IP	H	R	ER	BB	SO
00	Martinsville - R	5-2	3.43	19	0	0	0	3	39.1	34	17	15	20	32
01	Pittsfield - A	2-2	5.50	22	0	0	0	0	34.1	48	29	21	20	35
02	Amarillo - IND	2-0	4.71	34	2	0	0	0	49.2	64	28	26	10	37
03	Amarillo - IND	10-5	3.82	21	20	1	0	0	125.0	145	61	53	26	81
05	New Haven County - IND	9-6	3.59	18	18	3	1	0	125.1	145	60	50	27	85
06	New Haven County - IND	9-5	2.81	18	18	2	0	0	118.1	103	41	37	23	74
07	New Haven County - IND	5-5	3.56	21	15	1	1	0	103.2	114	56	41	24	60
Minor League Totals		7-4	4.40	41	0	0	0	3	73.2	82	46	36	40	67
Independent Totals		35-21	3.57	112	73	7	2	0	522.0	571	246	207	110	337



ALAN ZINTER

HITTING COACH

59

Age: 51 Ht.: 6-2 Wt.: 200 B: S T: R Seasons In Majors: 2

Born: 5/19/68 Birthplace: El Paso, TX Resides: Gilbert, AZ

Joined Reds Organization: On 10/24/19, as hitting coach

Joined Major League Coaching Staff: On 10/24/19, as hitting coach

COACHING CAREER: Alan Zinter is in his first season in the organization...spent the 2018 and 2019 seasons as Assistant Director of Player Development, Offense, for the Giants...was the assistant hitting coach for the Astros in 2015 and hitting coach for the Padres in 2016 and 2017...prior to his service with those Major League teams, served as a minor league hitting coach for the Diamondbacks from 2008-2011 and from 2012-2014 worked for the Indians as their minor league hitting coordinator.

PLAYING CAREER: The former catcher and first baseman was selected by the Mets in the first round (24th overall) of the June 1989 amateur draft...was drafted by the Padres in the 23rd round in 1986 but did not sign...played 19 seasons in the minor leagues and parts of 2 seasons in the Major Leagues with the Astros (2002) and Diamondbacks (2004)...in 1999 played for the Seibu Lions of the Japan Pacific League.

PERSONAL: Attended Hanks High School in El Paso, TX and the University of Arizona...played for the USA Baseball collegiate team...resides in Gilbert, AZ with wife Yvonne, son Michael and daughter Franklynn.

ZINTER'S CAREER TRANSACTIONS

- Was selected by the Padres in the 23rd round of the June 1986 amateur draft. Did not sign.
- Was selected by the Mets in the first round (24th overall) of the June 1989 amateur draft.
- Was acquired by the Tigers for 1B Rico Brogna.
- Was signed by the Red Sox, December 13, 1995.
- Was signed by the Mariners, November 29, 1996.
- Was signed by the Cubs, December 4, 1997.
- Was signed by the Cubs, November 12, 1998.
- Contract was purchased by the Seibu Lions of the Japan Pacific League, April 28, 1999.
- Was signed by the Cubs, November 7, 1999.
- Was acquired by the Diamondbacks as part of a conditional trade, August 23, 2000.
- Was signed by the Astros, November 1, 2000.
- Was signed by the Astros, November 29, 2002.
- Was signed by the Diamondbacks, November 7, 2003.
- Was signed by the Astros, January 9, 2006.

Career Playing Record

Yr	Club	Avg.	G	AB	R	H	2B	3B	HR	RBI	BB	SO	SB
2002	Houston	.136	39	44	5	6	2	0	2	3	0	19	0
2004	Arizona	.206	28	34	2	7	2	0	1	6	5	15	0
Major League Totals			.167	67	78	7	13	4	3	9	5	34	0

MOST RECENT HITTING COACHES

2020	Alan Zinter	2003	Ray Knight, Tom Robson	1995-96	Hal McRae
2019	Turner Ward	2002	Jim Lefebvre	1993-94	Ray Knight
2014-18	Don Long	2001	Ken Griffey Sr.	1987-92	Tony Perez
2007-13	Brook Jacoby	1999-2000	Denise Menke	1985-87	Billy DeMars
2004-06	Chris Chambliss	1997-98	Ken Griffey Sr.	1970-84	Ted Kluszewski
		1997	Denise Menke		

BASEBALL OPERATIONS SUPPORT STAFF



BO THOMPSON - Manager of Advance Scouting

Bo Thompson is in his sixth season with the Reds organization, his second as manager of advance scouting. He joined the organization full-time in November 2014 following an internship in the front office over the 2013 and 2014 seasons. He worked as a baseball operations analyst in 2015 and 2016 and served as the manager of Major League video operations in 2017 and 2018. In that most recent role, Bo was involved in the collection of video, advance scouting and instant replay decision-making. A native of Boyd County, KY, he graduated from the University of Kentucky in 2011 with a degree in accounting and business management before earning his MBA from UK in 2013. While in school, Bo was as an equipment manager and office assistant for the UK baseball team before he was named director of baseball operations from 2012-2013. Bo resides in Cincinnati.



GARY HALL - Coordinator of Major League Video & Technology

Gary Hall is in his first season as the Coordinator of Major League Video and Technology after spending the previous 4 seasons as minor league video coordinator at the complex in Goodyear. In his new role, Hall will be involved in the collection of video and in assisting with the advance scouting process. Prior to his time with the Reds, he spent the 2015 season as a baseball operations intern with the Orioles. Gary began his baseball career with the Pirates as the minor league operations fellow (2013-14), minor league video coordinator (2011-12) and minor league video intern (2010). A native of East Hampton, CT, in 2009 Hall graduated from Endicott College in Beverly, MA.



JAMES BRAND - Major League Analyst

James Brand is in his third season in the organization, the second in his current position. In 2019, he became the first to fill the club's new traveling position of Major League team analyst and returns in that role. In 2018, Brand worked in the Reds' analytics department while enrolled in the University of Cincinnati's business analytics masters program. He is a graduate of Purdue University, where he majored in mathematics and statistics. In his current role, Brand travels with the club and is engaged in all Major League coach and player data and analysis requests, assists with the advance scouting process and works with the coaching staff to determine data driven methods for player improvement.



JORGE MERLOS - Spanish Language Translator / Media Relations Assistant

Jorge Merlos is in his fifth season in the organization, his first as Spanish language translator and media relations assistant for the Major League team. He was hired in February 2016 as an intern for the Reds Community Fund and in February 2018 was promoted to outreach coordinator for the RCF. He worked in that capacity until he joined the Reds' traveling party in February 2020. Merlos graduated in December 2015 with a bachelor of science degree in sports media from Ithaca College. He covered the Cornell University women's hockey team for ICTV and worked as a sports update host and play-by-play broadcaster for baseball and soccer on WICB and WVIC Radio. Merlos lives in Cincinnati.



LUKE SHINODA - Japanese Language Translator / Media Relations Coordinator

Luke Shinoda is in his first season in the organization. He was hired after the team signed, in January 2020, Pacific League All-Star outfielder Shogo Akiyama. Shinoda began his career in professional baseball in May 2016, when he was hired by Major League Baseball as an account executive assistant for its office in Tokyo. Following jobs with the 2017 World Baseball Classic and Beverly Hills Sports Council, he worked in the public and media relations departments of the Rancho Cucamonga Quakes (2018), New York Yankees (spring training 2019) and Los Angeles Angels of Anaheim (regular season 2019). In 2019, he graduated from Loyola Marymount University with a bachelor of arts degree in international relations.

CLUBHOUSE STAFF



RICK STOWE - Senior Director, Clubhouse Operations

Rick Stowe began his career as a bat boy and performed those duties from 1981-1983, when he became an assistant to his father, Bernie Stowe. In 1997, he was promoted to his current position. Rick is responsible for the day-to-day operations of the Reds' clubhouse, including the ordering of supplies and equipment and the upkeep of all equipment. In November 2001, Rick was named to the board of directors for the Cincinnati Reds Community Fund, for which he serves as chairman of the player relations committee. Rick and his wife, Marsha, reside in Cincinnati with their children Luke, Erica, Noah and Gabriel.



MARK STOWE - Home Clubhouse Assistant

In 1975, Mark Stowe became the first of Bernie Stowe's sons to join the Reds and, like his father, started out as a bat boy. Mark continued to work for his father in the Reds' clubhouse before he was named Visiting Clubhouse Manager in 1997. He returned to the home clubhouse prior to the 2019 season and assists in the ordering of all equipment and clubhouse supplies and in the general upkeep of the Reds' clubhouse. Mark and his wife, Ann, reside in Cincinnati with their children Emily, Adam and Molly.



JOSH STEWART - Visiting Clubhouse Manager

Josh Stewart is responsible for running the visiting team's clubhouse during the regular season and assists in the Reds' clubhouse during Spring Training. He joined the organization in 1994 as a ball boy and visiting clubhouse attendant. He was a bat boy during the 1995 season and the next year began working in the visiting clubhouse. Josh worked in the clubhouse on the visiting side until 2003, when he was promoted to Rick Stowe's assistant in the Red' clubhouse. Prior to the 2019 season, he returned to the visiting clubhouse as manager. He graduated from the University of Cincinnati with a bachelor's degree in business (marketing). Josh often sings the National Anthem prior to games. He lives in Cincinnati with wife Amberly, son Johnny and daughter Lucy.

TEAM TRAVEL



GARY WAHOFF - Senior Director, Team Travel

Gary Wahoff is entering his 32nd season with the Reds, his 25th as the Major League club's Director of Travel. He is responsible for coordinating all phases of travel for Reds' players and staff, including all spring training arrangements in Goodyear, Arizona. Following the 2002 season, Wahoff was voted Traveling Secretary of the Year by his peers. Wahoff began his career in the stadium operations department and was named to his current position in February 1996. Prior to his current assignment, he spent 3 years as the club's field superintendent. He graduated in 1992 from Xavier University, where he earned his degree in finance. Gary and wife Kristine reside in Northern Kentucky with sons, Max, Elliot and Henry and daughter Gretchen.

MEDICAL STAFF



STEVE BAUMANN - Head Athletic Trainer, A.T.C.

Steve Baumann is in his fifth season as Head Athletic Trainer and in his 16th season overall on the Major League staff. He was named to his current position in November 2015 after spending 11 years as the Reds' Assistant Athletic Trainer. Steve joined the Reds full-time in November 1999 following an internship with the Major League team, then spent the next 5 seasons as a minor league athletic trainer. Steve worked at Rookie Billings from 2000-2002, at Class AA Chattanooga in 2003 and at Class AAA Louisville in 2004. In the fall of 2004, he worked in the Arizona Fall League. In 2017, Steve was one of the athletic trainers representing the National League at the All-Star Game in Miami. A native of Cincinnati, he graduated from the University of Cincinnati with a bachelor's degree in health promotion and education. He is a member of the National Athletic Trainers Association (NATA), Ohio Athletic Trainers

Association (OATA) and the Greater Cincinnati Athletic Trainers Association (GCATA). Steve and his wife Rachel reside in Mason with children Andrew and Natalia.



JIMMY MATTOCKS - Assistant Athletic Trainer, M.S., A.T.C. C.S.C.S.

Jimmy Mattocks is in his 15th season as an athletic trainer in the organization and in his fifth as Major League Assistant Athletic Trainer. He spent 5 seasons from 2011-2015 as the head athletic trainer for Class AAA Louisville. He also served as the athletic trainer for Reds affiliates in Rookie Billings (1 season), Class A Dayton (1 season) and Class AA Chattanooga/Carolina (3 seasons). A 2000 graduate of Washington High School in Phoenix, Mattocks earned his bachelor's degree in athletic training in 2004 from Northern Arizona University. In 2006, he earned a master's degree in exercise and sport science from Oregon State University while working as the athletic trainer for the men's soccer team. Jimmy lives in Northern Kentucky with his wife Alma and son Brady.



TOMÁS VERA - Assistant Athletic Trainer, A.T.C.

Tomás Vera, 52, is in his 10th season as Reds Assistant Athletic Trainer, his 30th in professional baseball. He joined the organization in September 2006 as a minor league athletic trainer (Sarasota 2007-2008, Louisville 2009-2010). Prior to joining the Reds, he worked 12 years in the White Sox organization (Kannapolis 2004-2006, Great Falls 2003, Bristol 2002, Phoenix 2001, Tucson 1998-2000, Sarasota 1995-1997). In 1994, Tomás also worked for the Brewers in spring training/extended spring training. In 1990 he began his baseball career with the Venezuela Summer League's Azucareros de la Victoria and worked as an athletic trainer in the Venezuela Winter League with Aragua, Caracas, Cabimas and Pastora (1990-1996, 2009, 2012). He also spent time in the Dominican Winter League with Licey (1999-2002). Vera was the head athletic trainer for Venezuela in the 2006, 2009, 2013 and 2017 World Baseball Classics. He

received his degree in physical education from UPEL-Venezuela and is recognized as the first Venezuelan certified member of the NATA. Tomás is the son of Leandro Vera Fortique and Hilda Oviedo de Vera. He was born in Caracas, Venezuela and lives in Sarasota with wife Mariela and children Rafael and Carolina.

HEAD ATHLETIC TRAINERS

Steve Baumann	2016-present
Paul Lessard.....	2010-2015
Mark Mann.....	2003-2009
Greg Lynn.....	1993-2002
Larry Starr.....	1972-1992
Bill Cooper.....	1968-1971
Al "Hump" Wylder	1965-1967
"Doc" Rhode	1960-1964
"Doc" Wayne Anderson.....	1951-1959
Bob Bohn.....	1948-1950

ASSISTANT ATHLETIC TRAINERS

Jimmy Mattocks	2016-present
Tomas Vera	2011-present
Steve Baumann	2005-2015
Tim Elser	2004-2006
Nick Kenney	2003-2004
Lonnie Soloff.....	2003
Mark Mann.....	1995-2002
Doug Spreen	1992-1994
Dan Wright.....	1990-1991
Joe Harvey	1982-1989


SEAN MAROHN - Director of Strength & Conditioning, M.S., C.S.C.S., RSCC*D

Sean Marohn is entering his 18th season with the Reds organization, his seventh year with the Major League club. He served as Major League Strength and Conditioning Coordinator for the first 4 years and in 2018 as Director of Strength and Conditioning. Marohn also spent 9 seasons as the Minor League Strength and Conditioning Coordinator. He spent his first 2 seasons with the Reds as strength and conditioning coach for Class AAA Louisville (2003-2004). Marohn began his professional baseball career with the Milwaukee Brewers' rookie team in Ogden (2001), then worked with the Pittsburgh Pirates' rookie team in Williamsport (2002). A graduate of Newark (CA) Memorial High School, he received an associate's degree from Shasta College in Fire Technology, a bachelor of science degree in exercise physiology from California State University-Chico and a master of science degree in sports medicine/human performance from the University of Tennessee. During college, Sean was a firefighter/EMT for the city of Red Bluff, California, an EMT working on an ALS ambulance for St. Elizabeth Hospital and a professional rodeo cowboy in the CCPRA. While in the master's program at UT he was awarded a graduate assistantship as a strength coach for the football and baseball teams. The 2001 Volunteers baseball team advanced to the NCAA College World Series. Sean lives in Cincinnati with wife Jessica, daughter Elizabeth and son Jacob.


ZACH GJESTVANG - Assistant Director, Strength & Conditioning, MS, C.S.C.S., RSCC

Zach Gjestvang is in his 16th season in the organization, his third as Assistant Director of Strength and Conditioning. He spent the 2014-2017 seasons as the player development strength and conditioning coordinator. He spent his first 9 seasons as minor league strength and conditioning coach. Gjestvang has worked for rookie affiliates Billings (2005, 2011), AZL Goodyear (2010, 2012-2013) and GCL Sarasota (2008-2009) in addition to Class A Sarasota (2007) and Class AAA Louisville (2006). He was named 2011 Pioneer League Strength Coach of the Year 2012 Arizona League Strength Coach of the Year. A 1999 graduate of Moorhead (MN) Senior High School, Gjestvang received his bachelor's degree in exercise science in 2003 from Minnesota State University-Moorhead and his master's degree in exercise science and health promotion/performance enhancement and injury prevention in 2008 from California University of Pennsylvania. He lives in Cincinnati with wife Andrea, son Rohn and daughter Ayla.


BRAD EPSTEIN - Director of Physical Therapy / Rehab, PT, DPT, ATC

Brad Epstein is in his 11th season in the organization, his fourth as Director Physical Therapy / Rehab. He spent the 2010-2016 seasons as physical therapist/rehabilitation coordinator. Before joining the Reds, in 2009 Brad worked as a physical therapist at New York SportsMed and at Physical Therapy in New York City. He also completed internships with the New York Jets, Cleveland Indians and Toronto Blue Jays. A 2001 graduate of Watkins Mill High School in Gaithersburg, Maryland, in 2005 Epstein received a bachelor's degree in athletic training and pre-physical therapy from Baldwin-Wallace University and in 2009 he earned a doctorate of physical therapy from Columbia University. Brad and his wife, Randi, live in Cincinnati with their 7-year-old son, Parker Reid.


ASHLEY MEUSER - Major League Sports Dietitian, MS, RDN, CSSD, LD, CLT

Ashley Meuser is in her second year in the organization, her first as the Major League team's sports dietitian. She spent 2019 as the organization's coordinator of minor league nutrition and the 3 previous seasons (2016-2018) consulting with the Reds as the minor league sports dietitian. She also serves as the dietitian for the Flying Pig Marathon events. Prior to joining the Reds, she worked as a consultant for Cincinnati-area high school football programs, as the wellness director and sports dietitian for IronRoad/NRG Fitness. Ashley earned her bachelor's degree in human nutrition from The Ohio State University in 2008 and her master's degree in nutritional sciences from the University of Cincinnati in 2010. She completed her dietetic internship from Indiana University-Purdue University, Indianapolis in 2012, where part of her internship was spent in Orlando working with University of Central Florida athletics. She lives in Cincinnati.

MEDIA RELATIONS STAFF



ROB BUTCHER - Vice President, Media Relations

Rob Butcher joined the Reds as director of media relations on January 6, 1997 and was named vice president on December 27, 2016. He is in his 32nd season in professional baseball, his 27th in the Major Leagues and his 24th with the Reds. In December 2006, Butcher received Major League Baseball's Robert O. Fishel Award for public relations excellence. In 1988 he began his front office career as an intern with the Class AAA Columbus Clippers and worked there 5 seasons before he was named assistant director of media relations for the New York Yankees in March 1993. In June 1993, he was promoted to New York's director of media relations and held that position for 3 seasons until December 21, 1995. On behalf of Major League Baseball, Butcher has worked 22 All-Star Games (1994, 1995, 1999, 2001-2019) and 21 World Series (1995, 1997, 2000-11, 2013-2019). In March 2006, March 2009

and March 2017 he served as MLB's press liaison for Team USA during the World Baseball Classic and in November 2012 served as MLB's public relations liaison at the Taiwan qualifier for the 2013 WBC. Team USA won the gold medal at the 2017 WBC. Butcher graduated in 1981 from Wilmington (OH) High School and in 1985 from the University of Dayton with a degree in broadcasting and journalism. In August 1989, he received his master's degree in sport management from The Ohio State University. In September 2001, Rob was inducted into the Clinton County (OH) Sports Hall of Fame. He ran the 2010 Boston Marathon in 3:24:59. Butcher and his wife, Dana, live in the Northern Kentucky suburb of Park Hills with their border collie, Montego.



LARRY HERMS - Director, Media Relations

Larry Herms is in his 23rd season with the Reds, all in the media relations department. He joined the Reds as a media relations intern in January 1998, was named media relations assistant in November of that year and from 2006-2016 spent 11 seasons as assistant director of media relations before he was named director on December 27, 2016. On behalf of Major League Baseball, Herms has worked 7 National League Championship Series (2006-09, 2011, 2014, 2016) and the 2015 All-Star Game at Great American Ball Park. He began his baseball career in 1997 as an intern in the front office of the Class AAA American Association. A graduate of Cincinnati's Elder High School, he earned a bachelor of arts degree in communications from the University of Cincinnati in 1998. During the 2010-2011 basketball season, Herms filled in as the sports information department contact for the Bearcats men's basketball team. Larry and wife Maggie reside in Cleves with their daughter, Eden Elizabeth.



JAMIE RAMSEY - Director, Media Relations, Digital Content

Jamie Ramsey is in his 23rd season in the Reds organization and his 20th season in the media relations department. He joined the organization in 1997 as a member of the Cinergy Field grounds crew and worked in that capacity until his promotion to the front office in 2000, first working as an intern and then as a media relations assistant. In 2006 he was named assistant director of media relations, and in November 2012 he added digital content to his title. Jamie was named director on December 27, 2016. On behalf of Major League Baseball, he worked 5 National League Championship Series (2008-09, 2011, 2013-14) and the 2015 All-Star Game at Great American Ball Park. Born and raised in nearby Hamilton, Ramsey is a 1999 graduate of Miami University. An avid fan of indie rock music and yoga, he is the author of the top-rated Better Off Red blog. Ramsey and his wife, Melissa, live in Montgomery with twin daughters Eleanor and Jocelyn.

MAJOR LEAGUE BASEBALL'S ROBERT O. FISHEL AWARD FOR PUBLIC RELATIONS EXCELLENCE

Robert O. Fishel (1981)	Phyllis Merhige (1991)	Rob Matwick (2001)	Jim Trdinich (2011)
Bob Brown (1982)	Richard Griffin (1992)	Mike Swanson (2002)	Staci Slaughter (2012)
Larry Shenk (1983)	John Blake (1993)	Rick Vaughn (2003)	Tim Hevly (2013)
Red Patterson (1984)	Katy Feeney (1994)	Jeff Idelson (2004)	Jason Zillo (2014)
Jim Ferguson (1985)	Howard Starkman (1995)	Randy Adamack (2005)	Brian Bartow (2015)
Fred Claire (1986)	Bill Guilfoile (1996)	Rob Butcher (2006)	Bart Swain (2016)
Jim Toomey (1987)	Dick Bresciani (1997)	Richard Levin (2007)	Gene Dias (2017)
Tom Mee (1988)	Jay Horwitz (1998)	Scott Reifert (2008)	Josh Rawitch (2018)
Donald Davidson (1989)	Bob DiBiasio (1999)	Pat Courtney (2009)	Tyler Barnes (2019)
Ned Colletti (1990)	Tim Mead (2000)	Jay Alves (2010)	

HOW THE 2020 REDS WERE BUILT (40-MAN ROSTER)

MAJOR LEAGUE FREE AGENTS

Player	Date Signed
Shogo Akiyama, OF	1/6/20
Nick Castellanos, OF	1/27/20
Raisel Iglesias, RHP	6/27/14
Wade Miley, LHP	12/18/19
Mike Moustakas, IF	12/5/19
Pedro Strop, RHP	2/5/20

NON-DRAFTED AMATEUR FREE AGENTS (SIGNING SCOUT)

Player	Date Signed
Aristides Aquino, OF (Richard Jimenez)	1/18/11

MINOR LEAGUE FREE AGENTS

Player	Date Signed
-	-

WAIVER CLAIMS

Player	From	Date Claimed
Matt Bowman, RHP	StL	11/2/18
Freddy Galvis, IF	Tor	8/12/19
Josh D. Smith, LHP	Mia	10/16/19

FIRST-YEAR PLAYER DRAFT

Player	Round (Overall)	Year
Tejay Antone, RHP	5	2014
Tucker Barnhart, C	10	2009
Alex Blandino, INF	1 (29)	2014
Phillip Ervin, OF	1 (27)	2013
Amir Garrett, LHP	22	2011
Ryan Hendrix, RHP	5	2016
Joel Kuhnel, RHP	11	2016
Michael Lorenzen, RHP	1A (38)	2013
Tyler Mahle, RHP	7	2013
Tony Santillan, RHP	2	2015
Nick Senzel, OF	1 (2)	2016
Robert Stephenson, RHP	1 (27)	2011
Tyler Stephenson, C	1 (11)	2015
Joey Votto, 1B	2	2002
Jesse Winker, OF	1A (49)	2012

RULE 5 DRAFT SELECTIONS

Player	From	Year
Mark Payton, OF	Oak	2019

ACQUIRED BY TRADE

Player	From	Date	In exchange for:
Trevor Bauer	Indians	7/31/19	Part of 3-team trade in which Cle acquired OF Yasiel Puig and LHP Scott Moss, SD acquired OF Taylor Trammell
Curt Casali, C	Rays	5/31/18	Cash
Luis Castillo, RHP	Marlins	1/19/17	With RHP Austin Brice and minor league OF Isaiah White for RHP Dan Straily
José De León, RHP	Rays	11/20/19	Cash and a player to be named
Anthony DeSclafani, RHP	Marlins	12/11/14	Along with C Chad Wallach for RHP Mat Latos
Kyle Farmer, C/IF	Dodgers	12/21/18	Along with OF Matt Kemp, OF Yasiel Puig, LHP Alex Wood and cash for RHP Homer Bailey, minor leaguer IF Jeter Downs and minor league RHP Josiah Gray
Sonny Gray, RHP	Yankees	1/21/19	Along with minor league LHP Reiver Sanmartin for IF Shed Long and Cin's 2019 Compensation Balance A draft pick
Travis Jankowski, OF	Padres	10/31/19	International cap space
Cody Reed, LHP	Royals	7/26/15	Along with LHP Brandon Finnegan and LHP John Lamb for RHP Johnny Cueto
Scott Schebler, OF	Dodgers	12/16/15	Along with IF Brandon Dixon and IF José Peraza as part of a 3-team deal in which WSox acquired 3B Todd Frazier
Justin Shafer, RHP	Blue Jays	11/25/19	Cash
Lucas Sims, RHP	Braves	7/30/18	Along with OF Preston Tucker and RHP Matt Wisler for OF Adam Duvall
Eugenio Suárez, IF	Tigers	12/11/14	Along with RHP Jonathon Crawford for RHP Alfredo Simon
Josh VanMeter, IF/OF	Padres	12/8/16	As PTBNL for C Luis Torrens (12/6/16)

DICK WILLIAMS' ACQUISITIONS SINCE OCTOBER 3, 2016 (40-MAN ROSTER)

MAJOR LEAGUE FREE AGENTS

Player	Date Signed
Shogo Akiyama, OF	1/6/20
Nick Castellanos, OF	1/27/20
Wade Miley, LHP	12/18/19
Mike Moustakas, IF	12/5/19
Pedro Strop, RHP	2/5/20

NON-DRAFTED AMATEUR FR@EE AGENTS (SIGNING SCOUT)

Player	Date Signed
-	-

MINOR LEAGUE FREE AGENTS

Player	Date Signed
-	-

WAIVER CLAIMS

Player	From	Date Claimed
Matt Bowman, RHP	StL	11/2/18
Freddy Galvis, IF	Tor	8/12/19
Josh D. Smith, LHP	Mia	10/16/19

FIRST-YEAR PLAYER DRAFT

Player	Round (Overall)	Year
-	-	-

RULE 5 DRAFT SELECTIONS

Player	From	Year
Mark Payton, OF	Oak	2019

ACQUIRED BY TRADE

Player	From	Date	In exchange for:
Trevor Bauer	Indians	7/31/19	Part of 3-team trade in which Cle acquired OF Yasiel Puig and LHP Scott Moss, SD acquired OF Taylor Trammell
Curt Casali, C	Rays	5/31/18	Cash
Luis Castillo, RHP	Marlins	1/19/17	With RHP Austin Brice and minor league OF Isaiah White for RHP Dan Straily
José De León, RHP	Rays	11/20/19	Cash and a player to be named
Kyle Farmer, C/IF	Dodgers	12/21/18	Along with OF Matt Kemp, OF Yasiel Puig, LHP Alex Wood and cash for RHP Homer Bailey, minor leaguer IF Jeter Downs and minor league RHP Josiah Gray
Sonny Gray, RHP	Yankees	1/21/19	Along with minor league LHP Reiver Sanmartin for IF Shed Long and Cin's 2019 Compensation Balance A draft pick
Travis Jankowski, OF	Padres	10/31/19	International cap space
Justin Shafer, RHP	Blue Jays	11/25/19	Cash
Lucas Sims, RHP	Braves	7/30/18	Along with OF Preston Tucker and RHP Matt Wisler for OF Adam Duvall
Josh VanMeter, IF/OF	Padres	12/8/16	As PTBNL for C Luis Torrens (12/6/16)

Cincinnati Reds 40-Man Roster

MANAGER: #25 David Bell **COACHES:** #45 Freddie Benavides, #65 Caleb Cothran, #90 Delino DeShields, #91 Jose Duarte, #66 J.R. House, #92 Nate Irving, #86 Derek Johnson, #62 Joe Mather, #89 Cristian Pérez, #61 Jeff Pickler, #60 Lee Tunnel, #88 Rolando Valles, #59 Alan Zinter

#	PITCHERS	B	T	HT	WT	Age	Born	Birthplace	Resides	2019 Club(s)	W-L	ERA	G	GS	CG	SHO	SV	IP	H	R	ER	BB	SO	MLS	
70	ANTONE, Tejay	R	R	6-4	230	26	12/5/93	Oklahoma City, OK	Mansfield, TX	Chattanooga - AA	7-4	3.38	13	13	0	0	0	74.2	63	38	28	22	63	0.000	
27	BAUER, Trevor	R	R	6-1	205	29	11/7/91	North Hollywood, CA	Houston, TX	Louisville - AAA	4-8	4.65	14	13	0	0	0	71.2	93	42	37	1	70	5.158	
67	BOWMAN, Matt	R	R	6-0	185	28	5/31/91	Chevy Chase, MD	New York, NY	Cincinnati	9-8	3.79	24	24	1	0	0	156.2	127	76	66	63	185	3.021	
58	CASTILLO, Luis	R	R	6-2	200	27	12/12/92	Bani, DR	Bani, DR	Louisville - AAA	1-1	2.08	29	0	0	0	4	39.0	28	11	9	18	35		
87	DE LEON, José	R	R	6-2	215	27	8/7/92	Isabela, PR	Isabela, PR	Durham - AAA	2-1	3.51	17	13	0	0	0	190.2	139	76	72	79	223	2.101	
										Charlotte - A	0-0	3.86	2	2	0	0	0	4.2	4	3	2	3	1		
										Tampa Bay	1-0	2.25	3	0	0	0	0	4.0	3	2	1	3	7		
28	DeSCLAFANI, Anthony	R	R	6-1	200	29	4/18/90	Freehold, NJ	Freehold, NJ	Cincinnati	9-9	3.89	31	31	0	0	0	166.2	151	77	72	49	167	5.062	
50	GARRETT, Amir	R	L	6-5	239	27	5/3/92	Victorville, CA	Las Vegas, NV	Cincinnati	5-3	3.21	69	0	0	0	0	56.0	44	22	20	35	78	2.089	
54	GRAY, Sonny	R	R	5-10	195	30	11/7/89	Nashville, TN	Nashville, TN	Cincinnati	11-8	2.87	31	31	0	0	0	175.1	122	59	56	68	205	6.081	
73	HENDRIX, Ryan	R	R	6-3	215	25	12/16/94	Lurkin, TX	Livingston, TX	Chattanooga - AA	3-0	2.33	16	0	0	0	2	19.1	14	6	5	8	23	0.000	
26	IGLESIAS, Raiser	R	R	6-2	190	30	1/4/90	Isla de la Juventud, Cuba	Miami, FL	#AZL Reds - R	1-0	0.00	4	2	0	0	0	5.0	1	1	0	0	8		
66	KUHNEL, Joel	R	R	6-4	280	25	2/19/95	Goldsboro, NC	Peoria, AZ	Cincinnati	3-12	4.16	68	0	0	0	34	67.0	61	31	31	21	89	4.154	
21	LORENZEN, Michael	R	R	6-3	200	28	1/4/92	Anaheim, CA	Alexandria, KY	Louisville - AAA	2-1	2.00	16	0	0	0	4	18.0	13	5	4	8	20		
30	MAHLE, Tyler	R	R	6-3	210	25	9/29/94	Newport Beach, CA	Huntington Beach, CA	Chattanooga - AA	3-2	2.27	25	0	0	0	10	35.2	26	10	9	8	30		
22	MILEY, Wade	L	L	6-2	220	33	11/13/86	Hammond, LA	Loranger, LA	Cincinnati	1-4	2.92	73	0	0	0	0	83.1	68	29	27	28	85	4.159	
23	REED, Cody	L	L	6-5	230	26	4/15/93	Memphis, TN	Lakeland, TN	Cincinnati	14-6	3.98	33	33	0	0	0	167.1	164	83	74	61	140	8.025	
74	SANTILLAN, Tony	R	R	6-3	240	22	4/15/97	Fort Worth, TX	Arlington, TX	Louisville - AAA	1-2	2.61	18	0	0	0	0	20.2	13	6	6	6	25	0.000	
51	SHAHER, Justin	R	R	6-2	205	27	9/18/92	Bartow, FL	Lake Wales, FL	Chattanooga - AA	2-8	4.84	21	21	0	0	0	102.1	110	59	55	54	92	0.000	
39	SIMS, Lucas	R	R	6-2	225	25	5/10/94	Lawrenceville, GA	Lawrenceville, GA	Toronto	2-1	3.86	34	0	0	0	1	39.2	41	19	17	25	39	0.131	
68	SMITH, Josh D.	L	L	6-3	200	30	10/11/89	Kansas City, MO	Pleasant Hill, MO	Buffalo - AAA	0-2	3.52	24	0	0	0	0	30.2	29	14	12	8	35		
55	STEPHENSON, Robert	R	R	6-3	205	27	2/24/93	Martinez, CA	Martinez, CA	Louisville - AAA	2-1	4.60	24	4	0	0	0	43.0	31	22	22	19	57	1.014	
46	STROP, Pedro	R	R	6-1	220	34	6/13/85	Palenque, DR	Palenque, DR	Louisville - AAA	5-0	4.56	16	16	0	0	0	79.0	69	43	5	102	0.041		
										Cleveland	0-0	5.40	8	0	0	0	0	8.1	8	5	8	5	8		
										Miami	0-0	8.31	6	0	0	0	0	4.1	3	4	3	2	2		
										Columbus - AAA	8-1	2.73	41	0	0	0	6	52.2	32	17	16	24	74		
										Cincinnati	3-2	3.76	57	0	0	0	0	64.2	43	30	27	24	81	2.049	
										#Louisville - AAA	0-1	4.50	2	0	0	0	0	2.0	3	1	1	1	3		
										Chicago (NL)	2-5	4.97	50	0	0	0	10	41.2	33	24	23	20	49	8.156	
										#Iowa - AAA	1-0	0.00	3	0	0	0	0	3.0	1	0	0	0	1	0	

#	CATCHERS	B	T	HT	WT	Age	Born	Birthplace	Resides	2019 Club(s)	AVG	G	AB	R	H	2B	3B	HR	RBI	BB	SO	SB	E	MLS	
16	BARNHART, Tucker	L	R	5-11	192	29	1/7/91	Indianapolis, IN	Zionsville, IN	Cincinnati	.231	114	316	32	73	14	0	0	11	40	44	83	1	2	5,075
										#Louisville - AAA	.333	1	3	1	1	1	0	0	0	0	0	0	0	0	
12	CASALI, Curt	R	R	6-2	220	31	11/9/88	Walnut Creek, CA	Nashville, TN	Cincinnati	.251	84	207	24	52	9	0	8	32	25	59	0	3	3,151	
										#Louisville - AAA	.214	5	14	1	3	0	0	1	1	1	1	3	0	0	
52	FARMER, Kyle	R	R	6-0	205	29	8/17/90	Atlanta, GA	Atlanta, GA	Cincinnati	.230	97	183	22	42	6	0	9	27	10	59	4	3	1,129	
										#Louisville - AAA	.000	1	4	1	0	0	0	0	0	0	0	2	0	0	
										#Dayton - A	.000	1	2	0	0	0	0	0	0	0	0	1	0	0	
71	STEPHENSON, Tyler	R	R	6-4	225	23	8/16/96	Atlanta, GA	Kennesaw, GA	Chattanooga - AA	.285	89	312	47	89	19	1	6	44	37	60	0	6	0,000	

#	INFELDERS	B	T	HT	WT	Age	Born	Birthplace	Resides	2019 Club(s)	AVG	G	AB	R	H	2B	3B	HR	RBI	BB	SO	SB	E	MLS
0	BLANDINO, Alex	R	R	6-0	190	27	11/6/92	Palo Alto, CA	Gilroy, CA	Cincinnati	.250	23	36	6	9	1	0	1	3	10	14	0	1	1,108
										Louisville - AAA	.247	70	239	36	59	13	1	5	24	40	73	1	9	
3	GALVIS, Freddy	S	R	5-10	195	30	11/14/89	Punto Fijo, VZ	Davie, FL	Cincinnati	.234	32	107	12	25	4	0	5	16	7	33	0	1	7,021
										Toronto	.267	115	450	55	120	24	1	18	54	21	112	4	6	
9	MOUSTAKAS, Mike	L	R	6-0	225	31	9/11/88	Los Angeles, CA	Malibu, CA	Milwaukee	.254	143	523	80	133	30	1	35	87	53	98	3	12	8,111
7	SUAREZ, Eugenio	R	R	5-11	213	28	7/18/91	Puerto Ordaz, VZ	Phoencrest, FL	Cincinnati	.271	159	575	87	156	22	2	49	103	70	*189	3	17	5,061
19	VOTTO, Josey	L	R	6-2	220	36	9/10/83	Toronto, Ontario, CN	Toronto, Ontario, CN	Cincinnati	.261	142	525	79	137	32	1	15	47	76	123	5	7	12,027

#	OUTFIELDERS	B	T	HT	WT	Age	Born	Birthplace	Resides	2019 Club(s)	AVG	G	AB	R	H	2B	3B	HR	RBI	BB	SO	SB	E	MLS	
4	AKYAMA, Shogo	L	R	6-0	190	31	4/16/88	Yokosuka, Japan	-	Seibu - NPB	.303	143	590	112	179	31	4	20	62	78	108	12	5	0,000	
44	AQUINO, Anistides	R	R	6-4	220	25	4/22/94	Santo Domingo, DR	Santo Domingo, DR	Cincinnati	.289	56	205	31	53	8	0	19	47	16	60	7	2	0,069	
2	CASTELLANOS, Nick	R	R	6-4	203	28	3/4/92	Davie, FL	Davie, FL	Louisville - AAA	.273	100	403	57	110	#37	3	11	28	53	23	81	5	8	6,029
										Chicago (NL)	.321	51	112	43	68	#21	0	16	36	10	96	2	2		
6	ERVIN, Phillip	R	R	5-10	207	27	7/15/92	Mobile, AL	Montgomery, AL	Cincinnati	.271	94	236	30	64	11	7	7	23	18	63	4	2	1,115	
										Louisville - AAA	.290	40	145	27	42	8	1	6	26	19	34	6	0		
31	JANKOWSKI, Travis	L	R	6-2	190	28	6/15/91	Lancaster, PA	Lancaster, PA	San Diego	.182	25	22	4	4	0	0	0	0	0	2	4	2	0	3,148
										Elie, Elshire - A	.143	2	7	0	1	0	0	0	0	0	2	1	1	0	
										El Paso - AAA	.313	39	160	27	50	6	0	0	12	21	32	7	4		
34	PAYTON, Mark	L	L	5-8	180	28	12/7/91	Orland Park, IL	Orland Park, IL	Las Vegas - AAA	.334	118	395	80	132	30	3	30	97	45	76	7	2	0,000	
43	SCHUBLER, Scott	L	R	6-1	228	29	10/6/90	Cedar Rapids, IA	Buckeye, AZ	Cincinnati	.123	30	81	11	10	2	0	2	7	14	27	0	1	2,170	
										Louisville - AAA	.216	53	194	18	42	6	0	5	17	2	51	0	1		
										#AZ, Reds - R	.500	1	4	1	2	0	0	0	1	0	0	0	0		
15	SENZEL, Nick	R	R	6-1	205	24	6/29/95	Atlanta, GA	Knoxville, TN	Cincinnati	.256	104	375	55	96	20	4	12	42	30	101	14	4	0,150	
										Louisville - AAA	.257	8	35	7	9	1	0	1	2	3	13	0	0		
17	VANMETER, Josh	L	R	5-11	190	25	3/10/95	Ossian, IN	Fl Wayne, IN	Cincinnati	.237	96	228	33	54	13	1	8	23	29	96	9	4	0,123	
										Louisville - AAA	.348	49	181	43	63	14	1	14	43	24	37	8	5		
33	WINKER, Jesse	L	L	6-3	215	26	8/17/93	Buffalo, NY	Orlando, FL	Cincinnati	.269	113	338	51	91	17	2	16	38	38	60	0	3	2,080	

Ages as of Opening Day 2020. *Led league

Non-Roster Invitees To 2020 Major League Spring Training Camp (20)

#	PITCHERS (9)	B	T	HT	WT	Age	Born	Birthplace	Resides	2019 Club(s)	W-L	ERA	G	GS	CG	SHO	SV	IP	H	R	ER	BB	SO	MLS
32	ALANIZ, R.J.	R	R	6-4	220	28	6/14/91	McAllen, TX	Alamo, TX	Cincinnati	1-0	5.40	8	0	0	0	0	11.2	8	7	7	4	7	0.064
										Seattle	0-0	20.25	4	0	0	0	0	4.0	11	10	9	3	6	
										Louisville - AAA	1-2	2.93	25	0	0	0	0	27.2	25	11	9	11	31	
										Tacoma - AAA	2-1	6.39	10	0	0	0	2	12.2	18	10	9	7	23	
80	BIDDLE, Jesse	L	L	6-5	220	28	10/22/91	Philadelphia, PA	Kissimmee, FL	Atlanta	1-0	5.40	15	0	0	0	0	11.2	18	11	7	10	11	2.166
										#Gwinnett - AAA	1-0	3.38	4	0	0	0	0	5.1	6	2	2	1	6	
										Seattle	0-0	9.82	11	0	0	0	0	11.0	20	14	12	7	8	
										Texas	0-0	11.81	4	0	0	0	0	5.1	4	4	7	5	7	
77	CARPENTER, David	R	R	6-3	230	34	7/15/85	Morgantown, WV	Fairmont, WV	Nashville - AAA	2-0	1.62	39	0	0	0	21	38.2	30	8	7	13	42	4.038
										Texas	0-0	5.40	4	0	0	0	0	3.1	4	4	2	4	2	
										Louisville - AAA	6-11	6.04	27	*27	0	0	0	137.0	144	100	92	48	117	0.000
76	GUTIERREZ, Vladimir	R	R	6-1	190	24	9/18/95	Havana, Cuba	Veracruz, MX	Louisville - AAA	0-1	3.48	13	0	0	0	0	10.1	10	4	4	7	10	8.000
57	JONES, Nate	R	R	6-5	230	34	1/28/86	Covington, KY	Butler, KY	Chicago (AL)	0-1	2.38	6	6	6	0	0	11.2	12	5	3	0	21	0.000
86	LODOLLO, Nick	L	L	6-6	205	22	2/5/98	La Verne, CA	Fort Worth, TX	Bilings - R	0-0	2.57	2	2	0	0	0	7.0	6	2	2	0	9	
										Dayton - A	2-0	1.23	17	0	0	0	6	22.0	10	3	3	6	33	0.000
82	POWERS, Alex	R	R	6-4	205	28	2/26/92	Hyannis, MA	Brewster, MA	Chattanooga - AA	0-0	1.98	23	0	0	0	2	27.1	24	6	12	33		
										Louisville - AAA	0-0	3.88	30	30	0	0	0	181.0	191	88	78	65	140	0.045
79	RALEY, Brooks	L	L	6-3	200	31	6/29/88	San Antonio, TX	College Station, TX	Lotte - KBO	5-14	3.88	30	30	0	0	0	181.0	191	88	78	65	140	0.045
48	THORNBURG, Tyler	R	R	5-11	190	31	9/29/88	Houston, TX	St. George Island, FL	Boston	0-0	7.71	16	0	0	0	0	18.2	21	16	16	10	22	5.162
										#Waukelet - AAA	0-0	12.66	11	1	0	0	0	10.2	17	15	15	9	13	
										Oklahoma City - AAA	0-2	6.00	12	0	0	0	0	12.0	11	9	8	9	15	

#	CATCHERS (2)	B	T	HT	WT	Age	Born	Birthplace	Resides	2019 Club(s)	AVG	G	AB	R	H	2B	3B	HR	RBI	BB	SO	SB	E	MLS
81	OKEY, Chris	R	R	5-11	200	25	12/29/84	Almonte Springs, FL	Mount Dora, FL	Louisville - AAA	.121	9	33	2	4	1	0	0	3	0	13	0	1	0.000
										Chattanooga - AAA	.228	49	149	21	34	6	1	7	25	19	52	0	6	
75	PEÑA, Francisco	R	R	6-2	230	30	10/12/89	Santiago, DR	Boca Raton, FL	Memphis - AAA	.333	6	18	3	6	2	0	1	4	3	3	0	0	2.009
										Sacramento - AAA	.287	68	258	34	74	18	0	16	46	13	43	1	2	

#	INFELDERS (7)	B	T	HT	WT	Age	Born	Birthplace	Resides	2019 Club(s)	AVG	G	AB	R	H	2B	3B	HR	RBI	BB	SO	SB	E	MLS
29	COLÓN, Christian	R	R	5-10	215	30	5/14/89	Cayey, PR	Peoria, AZ	Cincinnati	.500	8	6	1	3	0	0	0	0	0	0	0	0	2.109
										Louisville - AAA	.300	*136	497	63	149	37	2	10	70	57	98	24	11	
64	DAVIDSON, Matt	R	R	6-3	230	29	3/26/91	Yucejpa, CA	Peoria, AZ	Nashville - AAA	.264	124	469	74	124	24	0	33	101	42	151	1	7	2.145
35	DIETRICH, Derek	L	R	6-2	205	30	7/18/89	Cleveland, OH	Clermont, FL	Cincinnati	.187	113	251	41	47	8	2	19	43	28	74	1	3	5.151
										#Louisville - AAA	.182	3	11	2	2	0	0	0	0	0	0	0	0	
83	GARCIA, Jose	R	R	6-2	175	21	4/5/98	Havana, Cuba	Pompano Beach, FL	Daytona - A	.280	104	404	58	113	*37	1	8	55	25	83	15	25	0.000
85	INDIA, Jonathan	R	R	6-0	200	23	12/15/96	Ft. Lauderdale, FL	Coral Springs, FL	Daytona - A	.256	87	317	50	81	15	5	8	30	37	84	7	12	0.000
										Chattanooga - AA	.270	34	111	24	30	3	0	3	14	22	26	4	7	0.000
69	RODRIGUEZ, Alfredo	R	R	6-0	190	25	6/17/94	Havana, Cuba	Miami, FL	Chattanooga - AA	.286	104	409	50	117	18	2	1	25	22	62	13	7	0.000
63	TRAHAN, Blake	R	R	5-9	190	26	9/5/93	Lake Charles, LA	Kindler, LA	Louisville - AAA	.226	101	354	34	80	14	0	5	29	22	84	3	4	0.030
										#Greenville - A	.267	4	15	0	4	1	0	0	0	0	3	0	0	

#	OUTFIELDERS (2)	B	T	HT	WT	Age	Born	Birthplace	Resides	2019 Club(s)	AVG	G	AB	R	H	2B	3B	HR	RBI	BB	SO	SB	E	MLS
84	FAIRCHILD, Stuart	R	R	6-0	200	24	3/17/96	Seattle, WA	Seattle, WA	Daytona - A	.258	67	248	32	64	17	2	8	37	25	60	3	1	0.000
										Chattanooga - AA	.275	42	153	25	42	12	1	4	17	19	23	3	0	
78	POWELL, Boog	L	L	5-10	200	27	1/14/93	Irvine, CA	Mission Viejo, CA	El Paso - AAA	.288	105	340	66	98	25	1	8	37	59	94	14	2	1.054

Ages as of Opening Day 2020. * Left League



SHOGO AKIYAMA

OF
4

Age: 31 Ht.: 6-0 Wt.: 190 Bats: L Throws: R ML Service: 0.000

Born: 4/16/88 Birthplace: Yokosuka, Kanagawa, Japan Resides: Yokosuka, Kanagawa, Japan

Acquired: Was signed to a 3-year contract through the 2022 season, January 6, 2020. Was signed by Rob Fidler.

Contract: Signed through the 2022 season and under team control through 2022.

CAREER HIGHLIGHTS

- Name is pronounced Show Go ah-KEY-ah-ma.
- Would become the first player born in Japan to appear in a game for the Reds.
- Prior to the 2020 season, 67 players born in Japan made at least 1 Major League appearance, including 7 players in 2019.
- Hit .301 with an on-base percentage of .376 during his 9-year career in Nippon Professional Baseball, all with the Seibu Lions of Japan's Pacific League.
- 5 times was a Pacific League All-Star (2015, 2016, 2017, 2018, 2019).
- 4 times received a Best Nine Award as 1 of the Pacific League's 3 best offensive outfielders (2015, 2017, 2018, 2019).
- 6 times won a Golden Glove Award as 1 of the Pacific League's 3 best defensive outfielders (2013, 2015, 2016, 2017, 2018, 2019).
- Beginning 5/4/14 played in each of Seibu's last 825 games, including the final 110 games of 2014 and all 143 games in each of the last 5 seasons...heading into the 2020 season, the Major League active consecutive games played leader is Whit Merrifield (247 games), while the Reds' active consecutive games played leader is Aristides Aquino (56 games).
- Selected in the third round of Nippon Professional Baseball's 2010 draft, made his professional debut on 4/12/11 as the right fielder and No. 9 batter on Opening Day vs Yu Darvish and the Nippon Ham Fighters (0-2, 1bb, 1hbp)...the next day recorded his first hit and RBI with a run-scoring single off Brian Wolfe.
- In 2012 led the Pacific League with 8 triples while ranking sixth in hitting and ninth in slugging.
- In 2015, established a Nippon Professional Baseball single-season record for hits with 216.
- Represented Japan's national baseball team in 2012 exhibition games vs Cuba, 2013 exhibition games vs Chinese Taipei, the 2015 WBSC Premier12, 2016 exhibition games vs Chinese Taipei, Mexico and Netherlands, the 2017 World Baseball Classic and Major League Baseball's Japan All-Star Series in November 2018...in MLB's Japan All-Star Series played against Reds All-Star 3B Eugenio Suárez, who was a member of the Major League Baseball's All-Star squad.
- Was selected to represent Japan in the November 2019 WBSC Premier12, an Olympic qualifier, but did not play after he suffered a broken right toe when hit by a pitch in an exhibition game with Canada.

Players Born In Japan 2019 Major League Rosters *

Yu Darvish, RHP	Cubs
Yoshihisa Hirano, RHP	D-Backs
Yusei Kikuchi, LHP	Mariners
Kenta Maeda, RHP	Dodgers
Shohei Ohtani, RHP/DH	Angels
Ichiro Suzuki, RF	Mariners
Masahiro Tanaka, RHP	Yankees
* Made at least 1 Major League appearance in 2019	
67 players born in Japan have played in MLB	

2019 SEASON

- For the Seibu Lions of Nippon Professional Baseball's Pacific League in Japan hit .303 with a .392 on-base percentage, 31 doubles, 4 triples, 20 HR and 62 RBI.
- Was a Pacific League All-Star for the fifth time in his 9-year career.
- Received his sixth Golden Glove Award as 1 of the Pacific League's 3 best defensive outfielders.
- Received his fourth Best Nine Award as 1 of the Pacific League's 3 best offensive outfielders.
- In October, filed for free agency and became eligible to sign with a Major League Baseball team.
- On 1/6/20 was signed by the Reds to a 3-year contract through the 2022 season.

PERSONAL: Attended Yokohama Sogakukan High School and Hachinohe Gakuin University in Japan... while in college won batting championships, RBI titles and 3 Best Nine honors.



秋山翔吾

OF
4

年齢:31歳 身長:184cm 体重:85kg 投打:右投左打 メジャー経歴:0年

生年月日:1988年4月16日 出身地:神奈川県横須賀市

入団経緯:2020年1月6日に、2022年シーズンまでの3年契約に合意。
ロブ・フィドラーが担当。

契約内容:2022年シーズンまで契約。

記録・表彰・タイトル等

2020年に、日本人が初めてレッズ選手として出場することとなる。

2020年シーズンまでにMLB公式戦に出場した日本人選手は、

2019年シーズンに出場を果たした7名含めて計67名。

日本プロ野球では、パシフィック・リーグ 埼玉西武ライオンズの選手として9年間プレーした。通算打率 .301、通算出塁率 .376を記録した。

パ・リーグ オールスターに5度選出されている (2015, 2016, 2017, 2018, 2019)。

パ・リーグ ベストナイン賞を4度受賞 (2015, 2017, 2018, 2019)。

パ・リーグ ゴールデン・グラブ賞6度受賞 (2013, 2015, 2016, 2017, 2018, 2019)。

2010年度のプロ野球ドラフト会議にて3位指名で西武に入団、

2011年4月12日に公式戦初出場を9番ライトで果たした。デビュー戦では、日本ハムファイターズ`に在籍していたダルビッシュ投手と対決。その翌日、初ヒットと初打点を記録。

2012年シーズンではパ・リーグトップの三塁打8本、打率では6位、長打率では9位を記録

2015年シーズンでは216ヒットで日本プロ野球シングルシーズン最多安打記録を樹立。

日本代表歴:

2012年 キューバエキシビジョン戦

2013年 台湾 エキシビジョン戦

2015 WBSCプレミア12

2016年 台湾、メキシコ、オランダ エキシビジョン戦

2017 World Baseball Classic

2018日米野球シリーズ (MLBオールスターチームに選出されていたレッズ三塁手 エウヘニオ・スアレスと対戦)

2019 WBSCプレミア12の代表メンバーに選ばれたが、右足指骨折で離脱

2019年シーズン

ライオンズに所属。打率 .303、出塁率 .392、二塁打 31、三塁打 4、本塁打 20、62打点、12盗塁を記録。

5度目のオールスターに選出された。4度目のパ・リーグ ベストナイン賞受賞。6度目のパ・リーグ ゴールデン・グラブ賞受賞。

10月にフリーエージェント (FA) 権を行使してメジャーリーグ球団への移籍が可能となる。

2020年1月6日に2022年までの3年契約をレッズと結んだ。

人物

横浜創学館高→八戸大学→埼玉西武ライオンズ

大学では首位打者、最多打点、ベストナイン、優秀選手賞の4冠を達成。

AKIYAMA'S CAREER TRANSACTIONS

- Was selected by the Seibu Lions of Japan's Pacific League in the third round of Nippon Professional Baseball's draft, 2010.
- Filed for free agency and became eligible to sign with a Major League Baseball team, October 2019.
- Was signed by the Reds to a 3-year contract through the 2022 season, January 6, 2020. Was signed by Rob Fidler.

Career Hitting, Pacific League

Yr	Club	AVG	G	AB	R	H	2B	3B	HR	RBI	SH	SF	HB	BB	SO	SB	CS	OBP	SLG	E
11	Seibu - PL	.232	110	284	35	66	9	6	1	21	8	0	6	15	63	8	5	.285	.317	5
12	Seibu - PL	.293	107	403	50	118	17	* 8	4	37	15	1	3	28	70	10	5	.343	.404	4
13	Seibu - PL	.270	144	564	89	152	25	7	13	58	12	2	7	49	89	13	6	.334	.408	4
14	Seibu - PL	.259	131	475	64	123	24	6	4	47	11	2	3	70	98	3	3	.356	.360	3
15	Seibu - PL All-Star	.359	143	602	108	^ 216	36	10	14	55	7	2	4	60	78	17	17	.419	.522	2
16	Seibu - PL All-Star	.296	143	578	98	171	32	4	11	62	0	6	10	77	103	18	6	.385	.422	0
17	Seibu - PL All-Star	.322	143	575	106	185	38	5	25	89	0	7	5	72	97	16	5	.398	.536	3
18	Seibu - PL All-Star	.323	143	603	107	195	39	8	24	82	0	1	4	77	96	15	10	.403	.534	4
19	Seibu - PL All-Star	.303	143	590	112	179	31	4	20	62	0	1	9	78	108	12	8	.392	.471	5
Pacific League Totals		.301	1207	4674	769	1405	251	58	116	513	53	22	51	526	802	112	65	.376	.454	30

* Led Pacific League in triples (8), ^ Nippon Professional Baseball single-season record for hits (216)

World Baseball Classic Record

Yr	Country	AVG	G	AB	R	H	2B	3B	HR	RBI	SH	SF	HB	BB	SO	SB	CS	OBP	SLG	E
17	Japan	.300	4	10	1	3	0	0	0	2	0	0	0	2	0	1	1	.385	.300	0



R.J.
ALANIZ

RHP

32

Age: 28 Ht.: 6-4 Wt.: 220 Bats: R Throws: R ML Service: 0.054

Born: 6/14/91 Birthplace: McAllen, TX Resides: Alamo, TX

Acquired: Was claimed off waivers from the Mariners, May 31, 2019.

Contract: Signed through the 2020 season and under team control through 2025.

Non-Roster**CAREER HIGHLIGHTS**

- Preferred first name is R.J....last name is pronounced ah-lah-NIECE.
- Following the 2010 and 2011 seasons, his curve ball was rated by *Baseball America* the best in the Astros' minor league system.

SINGLE-SEASON CAREER HIGH STREAKS

Scoreless Streak By Game: 3g, 8/17-8/25, 2019;
Scoreless Streak By Inning: 4.2, 8/17-8/31, 2019;
Winning Streak: None; **Losing Streak:** None

2019 SEASON

- Spent most of the season in Class AAA, where in 35 relief apps for Tacoma and Louisville he went 3-3, 4.02 with 6 saves in 10 chances (40.1ip, 43h, 18bb, 54k, 4hr).
- Began the season at Tacoma...on 5/31 was claimed off waivers from the Mariners and was optioned to Louisville, where he pitched until his 8/17 promotion to the Reds.
- From 4/12-4/21 made his Major League debut with 4 relief apps for Sea.
- From 8/17-9/28 made all 8 of his apps for the Reds.
- Threw scoreless 11th and 12th innings in the 4-2 win on 9/28 at Pit....recorded his first Major League victory and in his first plate appearance since high school produced an RBI-single off Alex McRae that gave the Reds their 4-2 lead...became the first Reds pitcher to produce a hit in his first career plate appearance since Josh Smith singled off Jeff Locke on 6/23/15 at Pit...became the first Reds pitcher with his first win and his first hit in the same game since Jon Moscot singled in a 5-2 win on 6/10/15 vs Phi.
- Threw more than 1.0 inning in 5 of his last 6 apps...including his stint with the Mariners, 4 times threw at least 2.0 innings, including a season-high 2.2 IP on 8/31/day at StL.
- For the Reds, retired the first batter in all 8 of his relief apps and stranded 4 of 6 inherited runners.
- From 4/25-5/2 was on Tacoma's injured list with a right triceps strain.
- On 12/9 cleared waivers and was outrighted to Louisville.
- On 1/10/20 was invited to Major League spring training camp.

ALANIZ' CAREER TRANSACTIONS

- Was signed by the Astros as a non-drafted free agent, August 14, 2009.
- Was suspended for 50 games for violating Major League Baseball's Joint Drug Prevention and Treatment Program, August 2014-June 2015.
- Was signed by the Tigers as a minor league free agent, December 3, 2015.
- Was signed by the Rays as a minor league free agent, December 15, 2017.
- Was signed by the Mariners to a Major League contract, November 15, 2018.
- On Tacoma's injured list with a right triceps strain, April 25-May 2, 2019.
- Was claimed off waivers by the Reds, May 31, 2019.

Career Pitching

Yr	Club	W-L	ERA	G	GS	CG	SHO	SV	IP	H	R	ER	HR	BB	SO	WP	BK
10	Greeneville - R	6-4	4.21	12	12	0	0	0	57.2	65	32	27	5	10	42	5	0
11	Lexington - A	7-10	4.44	27	21	0	0	0	115.2	111	78	57	11	38	96	3	1
12	Lancaster - A	6-2	5.04	17	17	0	0	0	100.0	113	58	56	12	26	70	6	2
13	Corpus Christi - A	9-9	4.53	27	19	0	0	0	113.1	136	73	57	9	47	65	9	2
14	Corpus Christi - AA	0-0	6.44	14	1	0	0	0	29.1	27	22	21	2	26	15	3	0
	GCL Astros - R	1-1	6.94	3	3	0	0	0	11.2	23	15	9	0	2	7	3	0
15	Corpus Christi - AA	6-4	4.55	14	5	0	0	0	57.1	69	32	29	2	23	25	2	0
16	Erie - AA	4-3	2.77	34	0	0	0	4	48.2	50	17	15	1	18	49	3	0
	Toledo - AA	0-1	2.52	18	0	0	0	0	25.0	22	8	7	0	11	25	2	0
17	Erie - AA	2-1	2.10	23	2	0	0	3	34.1	29	13	8	3	8	36	5	0
	Toledo - AAA	1-2	4.25	20	3	0	0	0	36.0	43	21	17	5	21	40	2	0
18	Montgomery - AA	2-1	2.84	9	0	0	0	1	12.2	7	5	4	0	7	13	1	0
	GCL Rays - R	0-0	0.00	1	0	0	0	0	1.0	0	0	0	0	0	1	0	0
	Charlotte - A	0-0	0.00	1	0	0	0	0	2.0	0	0	0	0	1	4	0	0
	Durham - AAA	1-3	4.00	20	0	0	0	3	27.0	27	15	12	1	8	35	8	0
19	Tacoma - AAA	2-1	6.39	10	0	0	0	2	12.2	18	10	9	3	7	23	2	0
	Seattle	0-0	20.25	4	0	0	0	0	4.0	11	10	9	3	3	6	0	0
	Louisville - AAA	1-2	2.93	25	0	0	0	4	27.2	25	11	9	1	11	31	1	0
	Cincinnati	1-0	5.40	8	0	0	0	0	11.2	8	7	7	0	4	7	0	1
	Major Totals	1-0	9.19	12	0	0	0	0	15.2	19	17	16	3	7	13	0	1
	AL Totals	0-0	20.25	4	0	0	0	0	4.0	11	10	9	3	3	6	0	0
	Reds Totals	1-0	5.40	8	0	0	0	0	11.2	8	7	7	0	4	7	0	1
	Minor Totals	48-44	4.26	275	83	0	0	17	712.0	765	410	337	55	264	577	55	5

Career Hitting

Yr	Club	AVG	G	AB	R	H	2B	3B	HR	RBI	SH	SF	HB	BB	SO	SB	CS	OBP	SLG	E
19	Seattle/Cincinnati	1.000	12	1	0	1	0	0	0	1	0	0	0	0	0	0	0	1.000	1.000	1

Only career plate appearance on 9/28/19 for Cin at Pit (RBI-single off Alex McRae, 12th inning)



TEJAY
ANTONE

@TejayAntone

RHP

70

Age: 26 **Ht.:** 6-4 **Wt.:** 230 **Bats:** R **Throws:** R **ML Service:** 0.000

Born: 12/5/93 **Birthplace:** Oklahoma City, OK **Resides:** Mansfield, TX

Acquired: Was selected in the fifth round of the June 2014 first-year player draft. Was signed by Byron Ewing.

Contract: Signed through the 2020 season and under team control through 2025.

CAREER HIGHLIGHTS

- First name is spelled Tejay...last name is pronounced An-TONE.
- Entered the 2020 season rated by MLB.com the 30th-best prospect in the organization.
- In 2019 was a Southern League All-Star and International League Pitcher of the Week for 8/26-9/1.
- In 2015 was a Midwest League All-Star and the Reds' Minor League Pitcher of the Month for May.
- Following the 2018 season attended a leadership training program at West Point.

2019 SEASON

- In 26 starts and 1 relief appearance at Class AA Chattanooga and Class AAA Louisville combined to finish 11-12, 4.00.
- Led all Reds minor leaguers in strikeouts (133) and tied for the organization lead in wins.
- Also among Reds farmhands ranked second in innings pitched (146.1) and T4th in starts.
- Was a Southern League All-Star and International League Pitcher of the Week for 8/26-9/1 (2gs, 2-0, 1.29, 14ip, 1bb, 19k).
- On 11/20 was added to the 40-man roster.

SEASON HIGHLIGHTS

2017: In spring training suffered a torn ulnar collateral ligament in his right elbow and missed the season following "Tommy John" surgery in April...**2016:** Ranked among Florida State League leaders in wins (1st), starts (T1st), innings pitched (2nd) and ERA (10th)...ranked among Reds minor league leaders in wins (T1st) and ERA (3.45, 4th)...was promoted to Louisville on 9/2...the next day at Indianapolis made his Class AAA debut and suffered the loss despite allowing just 1 run over 5.0 innings (3h, 3bb, 5k)...**2015:** Was a Midwest League All-Star and the Reds' Minor League Pitcher of the Month for May (6gs, 2-2, 1.80)...led all minor league pitchers by inducing 26 GIDPs...his 2.91 ERA ranked seventh among all Reds farmhands and 10th in the MWL...his 158.0 innings pitched were second-most in the Midwest League.

PERSONAL: Graduated from Mansfield (TX) Legacy High School...as a freshman attended Texas Christian University, then pitched at Weatherford (TX) College, located near Fort Worth...in his only season at Weatherford, in 2014, went 7-6, 2.88 and led the team with 84.1 innings pitched...his father, Tony, played football and baseball at the University of Oklahoma and was a member of the Sooners' 1975 national championship football team.

ANTONE'S CAREER TRANSACTIONS

- Was selected by the Mets in the 22nd round of the June 2012 first-year player draft. Did not sign.
- Was selected by the Reds in the fifth round of the June 2014 first-year player draft. Signed by Byron Ewing.
- On Daytona's 60-day disabled list following surgery to repair the torn ulnar collateral ligament in his right elbow, April 6-remainder of the season, 2017.
- On Daytona's disabled list recovering from April 2017 surgery to repair the torn ulnar collateral ligament in his right elbow, April 5-May 21, 2018.

Career Pitching

Yr	Club	W-L	ERA	G	GS	CG	SHO	SV	IP	H	R	ER	HR	BB	SO	WP	BK
14	AZL Reds - R	0-0	4.70	3	2	0	0	0	7.2	12	5	4	1	2	6	3	0
	Billings - R	2-3	5.94	12	12	0	0	0	47.0	72	37	31	3	16	28	6	0
15	Dayton - A	6-10	2.91	26	26	1	0	0	158.0	174	66	51	2	33	101	6	1
16	Daytona - A	* 14-6	3.51	25	* 25	1	0	0	151.1	167	77	59	16	28	105	4	1
	Louisville - AAA	0-1	1.80	1	1	0	0	0	5.0	3	1	1	0	3	5	0	0
17	Daytona - A								Injured, Did Not Pitch								
18	Daytona - A	6-3	4.03	17	17	0	0	0	96.0	95	48	43	6	29	82	8	2
19	Chattanooga - AA	7-4	3.38	13	13	0	0	0	74.2	63	38	28	4	22	63	3	0
	Louisville - AAA	4-8	4.65	14	13	0	0	0	71.2	93	42	37	7	31	70	4	1
Minor Totals		39-35	3.74	111	109	2	0	0	611.1	679	314	254	39	164	460	34	5

* Led Florida State League



ARISTIDES AQUINO

@Aristide_Aquino

OF
44

Age: 25 Ht.: 6-4 Wt.: 220 Bats: R Throws: R ML Service: 0.069

Born: 4/22/94 Birthplace: Santo Domingo, Dominican Republic
Resides: Santo Domingo, Dominican Republic

Acquired: Was signed as a non-drafted free agent, January 18, 2011.
Was signed by Richard Jimenez.

Contract: Signed through the 2020 season and under team control through 2025.

CAREER HIGHLIGHTS

- First name is pronounced are-iss-TEEDIS.
- At 16 years old was signed by Reds scout Richard Jimenez as a non-drafted free agent.
- Twice received the Sheldon "Chief" Bender Award as the organization's Minor League Player of the Year (2016, 2019)...is 1 of only 2 players to win the award twice (OF Billy Hamilton, 2011, 2012).
- In 2019 was the National League Player of the Month & Rookie of the Month for August and NL Player of the Week for 8/5-8/11.
- In 2019 established modern Major League records for fewest career plate apps to 15 HR (122) and modern Major League records for HR in a player's first 12 career games (8), first 14 career games (9), first 16 career games (10), first 17 career games (11), first 22 career games (12), first 27 career games (13) and first 28 career games (14).
- Has produced 19 HR in his first 57 career games and first career 226 plate apps.
- While at Louisville in 2019 was an International League All-Star and the league's Rookie of the Year...following the season was rated by *Baseball America* the 10th-best prospect in the International League.
- Shared with OF Brian O'Grady the 2019 Mary E. Barney Award as Louisville's co-Most Valuable Players.
- In 2018 was a mid-season Southern League All-Star.
- His throwing arm has been rated by *Baseball America* the best of any Reds minor league outfielder (2015, 2016), the best in the Southern League (2018) and the best in the International League (2019).
- In 2016 was the Florida State League Player of the Year, a *Baseball America* High Class A All-Star, an MiLB.com Organization All-Star, winner of the Sheldon "Chief" Bender Award as the organization's Minor League Player of the Year and FSL Batter of the Week for 4/25-5/1, 2016.
- Was the organization's Minor League Player of the Month for July 2014.
- In November 2017 participated in the Reds' leadership training program at West Point.
- Following the 2019 season was invited to Major League Baseball's Rookie Career Development Program.

FEWEST PLATE APPEARANCES TO 15 CAREER HR

Aristides Aquino	122	2018 - 2019
Rhys Hoskins, Phi ...	135	2017

FEWEST GAMES TO 14 CAREER HR

Aristides Aquino	28	2018 - 2019
Rhys Hoskins, Phi	30	2017

FEWEST PLATE APPS TO 10 HOME RUNS, REDS BATTERS

Aristides Aquino	51 PA	2019
Wally Post	69 PA	1960
Wally Post	87 PA	1956
Tony Pérez	89 PA	1970
Derek Dietrich	90 PA	2019

MOST HOME RUNS IN FIRST 10 GAMES FOR THE REDS

Aristides Aquino	* 7	2018 - 2019
Corey Patterson	4	2008
Josh Hamilton	4	2007
Juan Encarnacion	4	2002
Ron Gant	4	1995
Brian R. Hunter	4	1994 - 1995
Gus Bell	4	1953
Ron Northey	4	1950

* Tied Trevor Story's ML record for HR in 1st 10 career G

MOST RBI IN FIRST 10 GAMES FOR THE REDS

Ken Griffey Jr.	14	2000
Jim Greengrass	14	1952
Aristides Aquino	13	2019
Brandon Phillips	13	2006
Jim Bottomley	13	1933

Courtesy @EliasSports, HR since 1900, RBI since 1920
Aquino played in 1 game in 2018

HARDEST HIT HR BY REDS BATTERS, STATCAST ERA

Aristides Aquino	118.3	8/8/19 vs Chc, Hamels
Patrick Kivlehan	113.0	8/12/17 at Mil, Suter
Brandon Dixon	112.4	9/11/18 vs LAD, Ryu
Eugenio Suarez	112.2	6/30/19 vs Chc, Lester
Aristides Aquino	111.7 ..	8/28/19 at Mia, Alcántara
Derek Dietrich	111.7	5/22/19 at Mil, Davies

HARDEST HIT HOME RUNS IN 2019, PER STATCAST

Aristides Aquino , Cin ..	118.3	8/8 vs Chc, Hamels
Gary Sánchez, NYY	118.3	5/3 vs Min, Morin
Pete Alonso, NYM	118.3	4/11 at Atl, Venters

2019 SEASON

- For the second time received the Sheldon "Chief" Bender Award as the organization's Minor League Player of the Year (2016)...is only the second player ever to win the award twice (OF Billy Hamilton, 2011, 2012).
- Was the National League Player of the Month and Rookie of the Month for August.
- Was National League Player of the Week for 8/5-8/11.
- Established modern Major League records for fewest career plate apps to 15 HR (122) and modern Major League records for HR in a player's first 12 career games (8), first 14 career games (9), first 16 career games (10), first 17 career games (11), first 22 career games (12), first 27 career games (13) and first 28 career games (14).
- After his promotion on 8/1, among all Major League batters ranked T3rd in HR (19) and third RBI (47)...teammate Eugenio Suárez tied for the Major League lead in HR in that span (20).
- In only 56 apps ranked T5th among National League rookies in HR (19).
- Fell a homer shy in his attempt to become the fifth Reds player to produce 20 HR after July 31 (Greg Vaughn, 20 in 1999; George Foster, 20 in 1977; Frank Robinson, 20 in 1962; Ted Kluszewski, 21 in 1956).
- In the first inning on 8/28 at Mia off Sandy Alcantara hit his 13 HR in his 100th career plate appearance...is the only player in modern Major League history with 13 HR in his first 100 career plate apps...Phi's Rhys Hoskins (98th PA) and LAD's Will Smith (100th PA) are the only other players, since 1900, to produce as many as 12 HR in their first 100 career plate apps.
- On 8/10 vs Cubs homered in 3 consecutive innings (2nd, 3rd, 4th)...is the only Major League rookie and only Reds player to homer in 3 consecutive innings, tying the Major League record for HR in consecutive innings in a game...he was the 13th player to do it, the second in 2019 (Chi's Kris Bryant, 5/17 at Wsh, 7th-9th)...is only the second player in modern Major League history with a 3-homer game within his first 10 career games (Bobby Estalella, 10th game, 9/4/1997).
- Is only the third rookie batter since 1900 to produce at least 10 HR over an 11-game span (8/6-8/17), joining LAD's Cody Bellinger (2017) and Det's Rudy York (1937).
- His 3 HR and 12 total bases on 8/10 vs Cubs tied Derek Dietrich for the most HR and total bases by a Reds player in a game in 2019...Dietrich also had 3 HR and 12 RBI, on 5/28 vs Pit.
- Hit 6 of his 19 HR vs the Cubs (11rbi), the most by any rookie against the Cubs in a season since Joey Votto hit 8 HR vs Chi in 2008.
- Hit .356 with runners in scoring position.
- On 8/3 at Atl, in his fourth Major League appearance and third of the season, produced his first career hit (single off Dallas Keuchel), first career HR (3-run off Keuchel) and first career RBI.
- His 2-run HR on 8/8 off Chi's Cole Hamels traveled 118.3 miles per hour, the hardest hit ball by a Reds batter in the Statcast Era and tied for the hardest hit home run in the Major Leagues in 2019 (Gary Sánchez, Pete Alonso).
- With 2 outs, the bases loaded and the score tied at 2-2 in the bottom of ninth inning of the 12-inning, 4-2 win on 9/28 at Pit was credited with playing 1B for 1 batter as part of a 5-man infield...Joey Votto, standing to Aquino's right, was credited with playing LF, while Phillip Ervin moved from LF to RF.
- Was National League Player of the Week for 8/5-8/11, the Reds' only weekly award winner in 2019...led the Major Leagues in slugging percentage (1.364), tied for the lead in HR (6) and led the National League in hitting (.500) and RBI (11)...was the first Reds rookie to win a Player of the Week award since RHP Chris Reitsma in April 2001 and the first Reds rookie position player since Hal Morris in July 1990.
- During that award-winning week, from 8/3-8/12 hit .517 in a career-high 9-game hitting streak and from 8/5-8/12 produced at least 1 RBI in 7 consecutive apps, the longest RBI streak by a Reds batter this season...his 4-game home run streak from 8/6-8/10 tied Eugenio Suárez' for the longest by a Reds batter in 2019 and fell 1 game shy of the franchise record for HR in consecutive games.
- Was the National League's Player of the Month and Rookie of the Month for August...led the Major Leagues in HR (14) and RBI (33) and led the National League in slugging percentage (.767)...established a new National League record for HR by a rookie in a calendar month and tied the franchise record for HR by any player in any calendar month (Frank Robinson, August 1962 & Greg Vaughn, September 1999)...his 33 RBI were second-most ever by a Reds batter in August (Frank Robinson, 34 RBI, August 1962) and the most by a Reds batter in any month since Jay Bruce had 33 RBI in May 2011.

2019 MAJOR LEAGUE DEBUTS & AQUINO

Player	Age	G	OPS	HR	RBI	SB
Aristides Aquino, Cin	25	57	.887	* 19	47	7
Nick Senzel, Cin	24	104	.742	^ 12	42	14
Pete Alonso, NYM	24	161	.941	53	120	1
Bryan Reynolds, Pit	24	134	.880	16	68	3
Vlad Guerrero Jr., Tor	20	123	.772	15	69	0
Eloy Jiménez, ChiA	22	122	.828	31	79	0
Mike Yastrzemski, SF	29	107	.852	21	55	2
Cavan Biggio, Tor	24	100	.793	16	48	14
Michael Chavis, Bos	24	95	.766	18	58	2
Yordan Alvarez, Hou	22	87	1.067	27	78	0
Fernando Tatis Jr., SD	20	84	.969	22	53	16
Keston Hiura, Mil	23	84	.938	19	49	9
Austin Riley, Atl	22	80	.750	18	49	0
Bo Bichette, Tor	21	46	.930	11	21	4

Aristides Aquino made his Major League debut in 2018 (1 game)

* Set MLB records for fewest career G to 14 HR, fewest PA to 15 HR

^ First batter in Reds history with 3 HR in his first 4 career games

SINGLE-SEASON CAREER HIGH STREAKS

Hitting Streak: 9g, 8/3-8/12, 2019; **Hitless Streak:** 14ab, 9/10-9/14, 2019

- Was the first Major League player to win best player and rookie awards in the same month since NYY's Aaron Judge did it twice in 2017 and the first National League player to do it since LAD's Yasiel Puig in June 2013...Aquino was the second Reds player to win both awards but the first to win both in the same season... Adam Dunn was Co-Rookie of the Month in August 2001 (w/ Hou's Roy Oswalt) and Player of the Month in July 2005...Aquino was the first Reds player to win the Player of the Month since Scooter Gennett in May 2018 and the first Red to win Rookie of the Month since Billy Hamilton in June 2014.
- Was a 2019 International League All-Star and the league's Rookie of the Year...since the Reds became an affiliate in 2000, is only the second Louisville player ever to win the IL's Rookie of the Year award (Joey Votto, 2007).
- Shared with OF Brian O'Grady the 2019 Mary E. Barney Award as Louisville's co-Most Valuable Players.
- When promoted to the Reds on 8/1 ranked among the International League leaders in slugging percentage (1st, .636), HR (2nd) and OPS (2nd, .992)...finished the season ranked T5th in strikeouts...would have led the IL in slugging percentage and OPS but didn't have enough plate apps to qualify.
- For the Bats fom 5/23-6/19 hit .345 during a 22-game hitting streak, the second-longest by a Louisville batter since 1982... from 6/12-6/19 produced an RBI in 7 straight games, the longest RBI streak by a Bats batter since Danny Dorn (7) in 2011.
- Following the season played in the Dominican Winter League (11g, .209, 3 2b, 1 3b, 1hr, 7rbi, 1sb).
- Entered the season rated by *Baseball America* the 19th-best prospect in the organization following the season was rated the 10th-best prospect in the International League.

**SHELDON "CHIEF" BENDER AWARD
REDS MINOR LEAGUE PLAYER OF THE YEAR**

2019	Aristides Aquino, OF
2018	Ibandel Isabel, IF/OF
2017	Nick Senzel, 3B
2016	Aristides Aquino, OF
2015	Tyler Mahle, RHP
2014	Ben Lively, RHP
2013	Seth Mejias-Brean, 3B
2012	Billy Hamilton, SS
2011	Billy Hamilton, SS
2010	Devin Mesoraco, C
2009	Chris Heisey, OF
2008	Chris Valaika, SS
2007	Jay Bruce, OF
2006	Homer Bailey, RHP
2005	Chris Denorfia, OF
2004	Richie Gardner, RHP
2003	Stephen Smitherman, OF
2002	Brandon Larson, 3B
2001	Adam Dunn, OF
2000	Austin Kearns, OF

2018: Made 1 appearance for the Reds and 109 starts in RF for Pensacola, where he was a mid-season Southern League All-Star...his arm was rated by *Baseball America* the best among Southern League outfielders...ranked third in the Southern League with 20 HR, second-most by any Reds minor league batter (Ibandel Isabel, 35)...was promoted from Pensacola on 8/17, when Joey Votto was disabled...returned to Pensacola on 8/25, when Scott Schebler came off the disabled list...on 8/19 vs SF made his only Major League appearance...pinch ran in the sixth inning, played RF and finished 0-for-1...was his first professional appearance above Class AA...was 1 of 9 Reds players to make Major League debuts in 2018 (IF Alex Blandino, RHP Tanner Rainey, RHP Zack Weiss, IF/OF Rosell Herrera, IF/OF Brandon Dixon, RHP Jesús Reyes, IF Blake Trahan, OF Gabriel Guerrero)...on 11/30 became a free agent when he was non-tendered a contract, but the next day was re-signed to a minor league contact with an invitation to 2019 Major League spring training camp...wore uniform number 63 in his 1 appearance for the Reds.

MINOR LEAGUES

2017: Spent the season at Class AA Pensacola, where he led the Blue Wahoos in triples, HR and RBI... among Southern League leaders ranked T5th in HR, T3rd in triples and second in strikeouts...among all Reds minor leaguers ranked third in HR...from 5/14-6/7 reached base safely in 23 consecutive games, the ninth-longest streak in the SL (.310, 17rbi)...his throwing arm was rated by *Baseball America* the best in the Southern League...entered the season rated the seventh-best prospect in the organization overall and Best Power Hitter...following the season played for Escogido in the Dominican Winter League (24g, .214, 1 2b, 5rbi, 1sb)...**2016:** At Class A Daytona was the Florida State League Player of the Year, a *Baseball America* High Class A All-Star, an MiLB.com Organization All-Star and winner of the Sheldon "Chief" Bender Award as the Reds' Minor League Player of the Year...for the second straight season, his arm was rated the best of any Reds minor league outfielder...led all Reds minor league batters in HR and RBI...led the Florida State League in triples, total bases and extra-base hits while ranking second in HR, third in RBI, fourth in runs scored and fifth in hits...was FSL Batter of the Week for 4/25-5/1...following the season played for Escogido in the Dominican Winter League (3g, .333, 1-3)...on 11/18 was added to the Reds' 40-man roster...**2015:** Following the season, his throwing arm was rated by *Baseball America* the best in the organization...while with Dayton on 4/24 suffered a fractured left ulna when he was hit by a pitch...didn't play again until 7/15...**2014:** At Rookie Billings ranked among the Pioneer League leaders in RBI (1st), total bases (1st), extra base-hits

(1st), doubles (1st), HR (2nd), games (2nd), slugging percentage (2nd), at-bats (2nd), steals (T2nd) and hits (4th)...his 16 HR led all Reds farmhands who played in short-season leagues...was the Reds' Minor League Player of the Month for July (28g, .348, 10hr, 34rbi, 12sb, .713slg)...following the season was rated Reds' ninth-best prospect.

MULTI-HOMER GAMES (1)

8/10/19 vs Chc (3) (Hendricks 2, Maples)

CONSECUTIVE GAMES (3 MIN.)

4 straight games 8/6-8/10, 2019

AQUINO'S CAREER TRANSACTIONS

- Was signed as a non-drafted free agent, January 18, 2011. Was signed by Richard Jimenez.
- On Dayton's disabled list with a fractured left ulna, April 25-July 13, 2015.
- On Daytona's suspended list, July 29-August 3, 2016.
- On Pensacola's disabled list with right patellar dislocation, June 6-12, 2018.

CAREER FIELDING								
Pos.	Pct.	G	PO	A	E	TC	DP	PB
RF	.980	55	97	3	2	102	0	-
1B	----	* 1	0	0	0	0	0	-
* 9/28/19 at Pit, 9th inning								

Career Hitting

Yr	Club	AVG	G	AB	R	H	2B	3B	HR	RBI	SH	SF	HB	BB	SO	SB	CS	OBP	SLG	E
11	DSL Reds - R	.188	60	202	27	38	4	4	3	21	1	2	7	21	63	4	10	.284	.292	9
12	DSL Reds - R	.197	65	239	28	47	11	0	3	26	3	4	4	24	65	5	8	.277	.280	8
13	AZL Reds	.278	46	194	37	54	15	6	4	38	0	1	4	10	40	4	3	.325	.479	6
	Billings - R	.212	15	66	13	14	1	1	3	10	0	2	0	2	22	1	1	.229	.394	1
14	Billings - R	.292	71	284	48	83	*23	5	16	*64	0	1	7	15	66	21	5	.342	.577	5
15	Dayton - A	.234	61	231	25	54	9	3	5	27	0	2	5	11	53	6	1	.281	.364	4
	Billings - R	.308	13	52	7	16	1	3	2	13	0	0	0	2	9	0	1	.333	.558	1
16	Daytona - A	.273	125	484	69	132	26	*12	23	79	0	2	6	34	104	11	7	.327	.519	8
17	Pensacola - AA	.216	131	459	54	99	20	6	17	56	0	2	4	39	145	9	3	.282	.397	8
18	Pensacola - AA	.240	114	404	49	97	20	2	20	55	1	1	4	35	112	4	5	.306	.448	6
	Cincinnati	.000	1	1	0	0	0	0	0	0	0	0	0	1	0	0	.000	.000	0	
19	Louisville - AAA	.299	78	294	56	88	13	1	28	53	0	2	4	23	81	5	1	.356	.636	8
	Cincinnati	.259	56	205	31	53	8	0	19	47	0	2	2	16	60	7	0	.316	.576	2
	Majors Totals	.257	57	206	31	53	8	0	19	47	0	2	2	16	61	7	0	.314	.572	2
	Minors Totals	.248	779	2909	413	722	143	43	124	442	5	19	45	216	760	70	45	.303	.434	64

* Led league, in 2014 and 2016 also led his leagues in total bases and extra-base hits

REDS BATTERS WITH AT LEAST 3 HR IN A GAME

Jake Beckley at StL 9/26/1897
Alex Kampouris at Phi 5/9/1937
Walker Cooper vs StL 7/6/1949
Gus Bell at Phi 7/21/1955
Smoky Burgess vs Pit 7/29/1955
Gus Bell at Chc 5/29/1956
Ed Bailey at Brkln 6/24/1956
Ted Kluszewski at StL 7/1/1956
Bob Thurman vs Mil 8/18/1956
Frank Robinson vs StL 8/22/1959
Art Shamsky vs Pit 8/12/1966
Johnny Bench vs StL 7/26/1970
Johnny Bench at Phi 5/9/1973
George Foster vs Atl 7/14/1977
Pete Rose at NYM 4/29/1978
Johnny Bench at SD 5/29/1980
Eric Davis at SF 9/10/1986
Eric Davis at Phi 5/3/1987
Barry Larkin vs Hou 6/28/1991
Reggie Sanders vs Col 8/15/1995
Willie Greene vs Chc 9/24/1996
Bret Boone at Chc 9/20/1998
Jeffrey Hammonds at Col 5/19/1999
Greg Vaughn at Chc 9/7/1999
Russell Branyan at SD 8/4/2002
Aaron Boone vs SD 8/9/2002
Aaron Boone vs StL 5/8/2003
Joey Votto vs Chi 5/7/2008
Jonny Gomes vs Wsh 8/13/2009
Drew Stubbs at Chc 7/4/2010
Jay Bruce vs Chc 8/27/2010
Chris Heisey vs NYY 6/22/2011/g2
Joey Votto vs Wsh 5/13/2012
Joey Votto vs Phi 6/9/2015
Scooter Gennett (4) vs StL 6/6/2017
Derek Dietrich vs Pit 5/28/19
Aristides Aquino vs Chc 8/10/19

* Club record (18 Major League players have hit 4 HR in a game)

29 Reds players hit at least 3 HR in a game, accomplished 37 times



TUCKER

@Tucker_Barnhart

C

BARNHART

16

Age: 29 Ht.: 5-11 Wt.: 192 Bats: L Throws: R ML Service: 5.075

Born: 1/7/91 Birthplace: Indianapolis, IN Resides: Zionsville, IN

Acquired: Was selected by the Reds in the 10th round of the June 2009 first-year player draft. Was signed by Rick Sellers.

Contract: Signed a 4-year contract extension through the 2021 season, with a club option for 2022, September 22, 2017.

CAREER HIGHLIGHTS

- In 2017 became only the third catcher in Reds history to win a Rawlings Gold Glove Award for defensive excellence, joining Johnny Edwards (1963, 1964) and 10-time winner and Cooperstown Hall of Famer Johnny Bench (1968-1977).
- Holds the franchise single-season record for highest fielding percentage by a catcher (.999, 2017) and shares with Brayan Peña (2015) the club mark for fewest errors in a season by a catcher (1e, 953tc, 2017).
- From 2011-2014, for 4 straight seasons was rated by *Baseball America* the best defensive catcher in the organization...following the 2011 season received Minor League Baseball's prestigious Rawlings Gold Glove Award for catchers.
- In 2018 was the Reds' nominee for the Roberto Clemente Award for representing baseball through extraordinary character, community involvement, philanthropy and positive contributions.
- In 2016 and 2019 won the Joe Nuxhall Good Guy Award in voting of the local chapter of the Baseball Writers' Association of America.
- Was on the Reds' Opening Day rosters in 2014 and 2016-2019.
- In 2013 was a mid-season Southern League All-Star...in 2012 was rated by California League managers the best defensive catcher in the CL...was the Reds' Minor League Player of the Month for June 2012.

2017 RAWLINGS GOLD GLOVE AWARDS

National League

1B	Paul Goldschmidt, Ari
2B	DJ LeMahieu, Col
3B	Nolan Arenado, Col
SS	Brandon Crawford, SF
LF	Marcell Ozuna, Mia
CF	Ender Inciarte, Atl
RF	Jason Heyward, Chi
C	TUCKER BARNHART, CIN
P	Zack Greinke, Ari

American League

1B	Eric Hosmer, KC
2B	Brian Dozier, Min
3B	Evan Longoria, TB
SS	Andrelton Simmons, LAA
LF	Alex Gordon, KC
CF	Byron Buxton, Min
RF	Mookie Betts, Bos
C	Martin Maldonado, LAA
P	Marcus Stroman, Tor

2019 SEASON

- For the second time received the Joe Nuxhall Good Guy Award in voting of the local chapter of the Baseball Writers' Association of America...also won the award in 2016.
- Was on the Reds' Opening Day roster for the fourth straight season and for the fifth time overall (2014, 2016-2019).
- With 11 HR established a new career high.
- For the fourth consecutive season led Reds catchers in starts (87) and innings caught (773.0).
- Reds pitchers went 42-45 in his starts and posted a 4.16 ERA when he caught (773ip)...threw out 11-52 runners attempting to steal (21%).
- On 4/30 at NYM pinch hit and caught the last 2 innings in the 500th appearance of his Major League career.
- In the 6-4 win on 8/4 vs Atl, his 3-run HR in the 10th inning off Shane Greene snapped the 3-3 tie.
- In the 8-4 win on 8/6 vs LAA produced his first career 2-homer game (off Justin Anderson, Ty Buttrey).
- On 8/15 vs StL made his 500th career appearance as a catcher...is approaching 500 career starts at that position (492).
- In the 8-5 win on 9/4 vs Phi made his first career start batting cleanup...was his 486th career start...made is only other start batting fourth in the order on 9/8 vs Ari.
- From 6/28-7/25 missed 22 games while on the 10-day injured list with a right oblique strain...hit .191 (5hr, 18rbi) in 60 apps before he went on the IL and .273 (6hr, 22rbi, .367obp) in 54 apps after he was reinstated on 7/26.
- On 9/5, the former switch hitter began batting only lefthanded.

2018: Established career highs in games, at bats, runs, hits, triples, HR, walks, total bases and extra-base hits...was the Reds' nominee for the prestigious Roberto Clemente Award for representing baseball through extraordinary character, community involvement, philanthropy and positive contributions, on and off the field...for the third consecutive season led Reds catchers in starts (113)...the Reds went 47-66 in his starts behind the plate and posted a 4.93 ERA while he caught (991ip)...threw out 13-64 base runners attempting to steal (20%)...started 4 of the staff's 6 team shutouts...led the team in starts at 2 spots in the batting order, sixth (40gs) and seventh (33gs)...also hit second (32gs), fifth (7gs) and eighth (7gs)...from 5/22-7/8 made 31 consecutive starts batting second, his first career starts at that spot in the order...his 32 starts overall batting second were the most by a Reds catcher in that spot in the order since Smoky Burgess made 56 starts there in 1955...made his first career apps at first base (11g, 6gs)...started at that position in 5 of the Reds' 12 games from 8/17-8/29, while Joey Votto was disabled...made his other and most recent start at first base on 9/23 at Mia...in pre-game ceremonies on 4/14 received his 2017 Rawlings Gold Glove Award, then led off the fifth inning of that afternoon's game with a homer off StL's Miles Mikolas...from 5/7-5/14 produced at least 1 extra-base hit in 6 consecutive apps (11-23, .478, 4 2b, 1 3b, 1hr, 6rbi, .870slg, .520obp)...was the longest active streak in the Major Leagues when snapped and the longest extra-base hit streak by a Reds batter since Jay Bruce's 7-game streak from 6/20-6/26, 2014...his 2-run HR off Chris Stratton on 5/14 at SF was the 300th hit of his career...in the 8-4 loss on 9/28 vs Pit produced 5 hits and 10 total bases, both career highs...was 1 of 3 Reds batters in 2018 with 5 hits in a game (José Peraza, Scooter Gennett) and 1 of 2 with 10 total bases in a game (Peraza)...in the fifth inning of the 6-2 loss on 8/4 at Wsh, following Matt Adams' leadoff HR off Matt Harvey, was ejected for the first time in his career (HP umpire Andy Fletcher, arguing balls and strikes).

2019 CATCHERS' ERA				
Catcher	GS	IP	ER	ERA
Barnhart	42-45	773.0	357	4.16
Casali	27-30	504.1	209	3.73
Farmer	2-7	81.2	62	6.83
Graterol	2-3	37.1	21	5.06
Lavarnway	2-2	41.2	19	4.10

2019 CATCHERS' CAUGHT STEALING %			
Catcher	SB	CS	%
Barnhart	41	11	21%
Casali	32	8	20%
Farmer	6	1	14%
Graterol	2	0	0%
Lavarnway	4	1	17%

2017: Became only the third catcher in Reds history to win a Rawlings Gold Glove Award for defensive excellence, joining Johnny Edwards (1963, 1964) and 10-time winner Johnny Bench (1968-1977)...established a new single-season club record for highest fielding percentage by a catcher (.999) and tied Brayan Pena's 2015 club mark for fewest errors in a season by a catcher (1e, 953tc)...led Major League catchers in fielding percentage (.999, 1e, 953tc), caught stealings (28) and assists (89)...led NL catchers in blocked pitches (661)...with a 2.8 Defensive WAR as calculated by Baseball Reference, led all NL position players and ranked second among all Major League players (SS Andrelton Simmons 4.2)...as calculated by Fangraphs, led all Major League catchers in defensive value and in defensive runs saved...committed his only error of the season in his 53rd appearance behind the plate (7/7 at Ari, SB/E2)...that 52-game errorless streak was the longest of his career, but then after that miscue finished the season with another 57 consecutive scoreless defensive apps to establish another career best...Reds pitchers went 51-54 in his starts and posted a 4.74 ERA while he caught (931.2ip)...threw out 28-65 baserunners attempting to steal (43%)...made a team-high 104 starts batting eighth in the order and 1 start batting seventh (9/21 vs StL)...caught 7 of the staff's 8 shutouts and Scott Feldman's 4-0 complete game on 5/7 vs SF...established new career highs in games, hits, doubles, triples, walks, total bases, batting average, on-base percentage, slugging percentage and OPS while tying his career high in HR...in his last 30 apps of the season beginning 8/19 hit .301 (7 2b, 1 3b, 2hr, 15rbi, 2sb, .462slg, .394obp)...his 444-foot HR on 5/16 at Wrigley Field off John Lackey was the longest of his career...from 8/31-9/2 was on the paternity list for the birth of son Tatum Elliot...on 9/22 signed a 4-year contract extension through the 2021 season with a club option for 2022.

2016: Won the Joe Nuxhall Good Guy Award in voting of the local chapter of the BBWAA...in May became the Reds' starting catcher following Devin Mesoraco's season-ending shoulder injury and established career highs in almost every statistical category...hit .355 with RISP (33-93), second-highest on the club to Joey Votto (.356)...started Brandon Finnegan's complete game on 5/23 at LAD and 5 of the team's 8 shutouts...Reds pitchers went 46-60 in his starts and posted a 5.04 ERA while he caught (931.2ip)...threw out 24-68 baserunners attempting to steal (27%)...from 7/15-7/29, made 9 starts behind the plate in which Reds pitchers went 9-0, 2.00...his RBI-single off Christian Bergman in the ninth inning of the 6-5 win on 4/20 vs Col was the first walkoff hit of his career...with 2 outs in the seventh inning of the 3-2 win on 5/9 vs Pit, hit his first professional home run as a righthanded batter to snap the 2-2 tie (off Jonathan Niese)...in the 6-3 win on 8/15 vs Mia hit his first Major League grand slam (José Ureña)...on 7/2 at Wsh recorded his first career stolen base...from 8/26-8/31 missed 6g with a chip fracture in his right middle finger.

SINGLE-SEASON CAREER HIGH STREAKS

Hitting Streak: 12g, 7/31-8/16, 2016; Hitless Streak: 18ab, 6/11-6/18, 2016

2015: In his second Major League season made 67 starts behind the plate, second on the club to Brayan Pena's 84 starts...Reds pitchers went 25-42 in his starts and posted a 4.91 ERA while he caught (598ip)...threw out 14-50 baserunners attempting to steal (28%)... caught Mike Leake's complete game on 4/19 at StL (2-1 loss) and caught 5 of the team's 8 shutouts...hit .269 vs RHP...began the season at Louisville...was promoted on 4/17, when Kyle Skipworth was optioned and following the hip injury to Devin Mesoraco...spent the rest of the season in Cin...from 4/29-5/16 hit .368 during a career-high 7-game hitting streak (2hr, 3rbi)...in the 10th inning on 7/19 vs Cle pinch hit and then played RF, his first professional appearance at a position other than catcher and the first outfield appearance of his life...in the makeup game on 9/28 at Wsh singled with 1 out in the eighth inning to break up Max Scherzer's no-hitter.

**MINOR LEAGUE BASEBALL'S
2011 RAWLINGS GOLD GLOVE AWARDS**

1B	Efren Navarro, Angels
2B	Steve Lombardozzi, Nationals
3B	Brandon Laird, Yankees
SS	Darwin Perez, Angels
OF	Austin Krum, Yankees
OF	Jordan Danks, White Sox
OF	Cole Gillespie, Diamondbacks
C	TUCKER BARNHART, REDS
P	Craig Westcott, Giants

2014: Made his first Opening Day roster when Devin Mesoraco began the season the disabled list...spent most of the season at Class AAA Louisville but in his Major League debut made 21 apps and 14 starts behind the plate in his 5 stints with the Reds (Opening Day-4/6, 4/26-5/17, 7/6-7/10, 8/9-8/17, 9/2-end of season)... while with the Bats threw out 35 percent of the baserunners attempting to steal (26-75), fourth-best in the International League, and picked off 5 runners...for the Reds threw out the last 5 runners attempting to steal and 8-11 overall...made his Major League debut in a start on 4/3 vs StL and threw out Jon Jay trying to steal third base...in his second start, on 4/5 at NYM, singled twice off Dillon Gee for his first career hits...in the fifth inning of the 8-3 win on 5/1 vs Mil tied the score at 2-2 with his first Major League home run (solo off Marco Estrada)...during spring training wore uniform number 68.

MINOR LEAGUES

2013: Spent the season at Class AA Pensacola, where he was a mid-season Southern League All-Star... ranked T2nd on the club in doubles and third in RBI...the first week of July was disabled with a strained left hamstring...following the season played for Glendale in the prestigious Arizona Fall League (16g, .245, 3 2b, 2rbi)...on 11/20 was added to the 40-man roster...**2012:** Made 59 apps at Class A Bakersfield and in his Class AA debut played in 41g at Pensacola...was rated by California League managers the best defensive catcher in the CL...while at Bakersfield was the organization's Minor League Player of the Month for June (19g, .382, 3hr, 12rbi, 1.057ops)...**2011:** Spent the season at Class A Dayton...received Minor League Baseball's prestigious Rawlings Gold Glove Award and was rated by *Baseball America* the best defensive catcher in the organization...committed just 2 errors...from 5/13-5/31 hit .395 during a season-high 13-game hitting streak... hit his first 3 professional home runs, on 5/7 at West Michigan off Kevin Eichhorn, 6/30 vs Bowling Green off Eliazer Suero and 8/26 at Great Lakes off Tim Sexton...**2010:** Hit .305 in 35 apps for Rookie Billings in the Pioneer League.

PERSONAL: Graduated from Brownsburg (IN) High School, where as a freshman and sophomore he caught Drew Storen's junior and senior seasons...Barnhart and Storen were teammates on the 2017 Reds...follow on Twitter @Tucker_Barnhart.

MULTI-HOMER GAMES (1)

Date	Pitcher
8/6/19 vs LAA ...	Justin Anderson, Ty Buttrely

GRAND SLAMS (1)

Date	Pitcher
8/16/16 vs Mia	José Ureña

BARNHART'S CAREER TRANSACTIONS

- Was selected by the Reds in the 10th round of the June 2009 first-year player draft. Was signed by Rick Sellers.
- On Pensacola's disabled list with a strained left hamstring, July 1-7, 2013.
- On 10-day injured list with a right oblique strain, June 28-July 25, 2019; included a rehabilitation assignment at Louisville, July 25.

CAREER FIELDING

Pos.	Pct.	G	PO	A	E	TC	DP	PB
C	.997	531	3965	318	14	4297	23	25
1B	.987	* 14	72	4	1	77	6	-
RF	---	^ 1	0	0	0	0	0	-

In 2017 led Major League catchers with a .999 fielding percentage, 89 assists, 28 caught stealings and in Defensive Value and Runs Saved; Led all National League position players with a 2.8 Defensive WAR

* In 2018 made all 6 of his career starts at 1B (last, 9/23/18 at Mia)

^ Only career appearance in the outfield on 7/19/15 vs Cle (10th inning)

Career Hitting

Yr	Club	AVG	G	AB	R	H	2B	3B	HR	RBI	SH	SF	HB	BB	SO	SB	CS	OBP	SLG	E
09	GCL Reds - R	.208	14	48	5	10	2	0	0	6	0	1	0	6	9	0	0	.291	.250	0
10	Billings - R	.306	35	111	17	34	9	0	0	12	0	0	2	18	25	4	1	.412	.387	2
11	Dayton - A	.273	97	326	47	89	24	2	3	43	3	5	1	37	59	2	1	.344	.387	2
12	Bakersfield - A	.278	59	198	26	55	12	1	4	22	2	1	1	29	45	0	2	.371	.409	8
	Pensacola - AA	.200	41	130	10	26	4	1	2	12	1	0	0	11	22	1	1	.262	.292	4
13	Pensacola - AA	.260	98	339	31	88	19	1	3	44	4	4	3	45	57	1	0	.348	.348	8
14	Cincinnati	.185	21	54	3	10	0	0	1	1	2	0	0	4	10	0	0	.241	.241	0
	Louisville - AAA	.246	78	256	18	63	9	3	1	29	4	3	1	28	34	0	1	.319	.316	4
15	Louisville - AAA	.313	5	16	0	5	3	0	0	2	0	1	0	1	4	0	0	.333	.500	0
	Cincinnati	.252	81	242	23	61	9	0	3	18	2	3	2	25	45	0	1	.324	.326	2
16	Cincinnati	.257	115	377	34	97	23	1	7	51	2	3	2	36	72	1	0	.323	.379	7
17	Cincinnati	.270	121	370	26	100	24	2	7	44	5	3	3	42	68	4	0	.347	.403	1
18	Cincinnati	.248	138	460	50	114	21	3	10	46	3	3	2	54	96	0	4	.328	.372	3
19	Cincinnati	.231	114	316	32	73	14	0	11	40	1	1	2	44	83	1	0	.328	.380	2
	#Louisville - AAA	.333	1	3	1	1	1	0	0	0	0	0	0	0	1	0	0	.333	.667	0
Major Totals		.250	590	1819	168	455	91	6	39	200	15	13	11	205	374	6	5	.328	.371	15
Minor Totals		.260	428	1427	155	371	83	8	13	170	14	15	8	175	256	8	6	.341	.357	28

Injury rehab



TREVOR
BAUER

@BauerOutage

RHP

27

Age: 29 **Ht.:** 6-1 **Wt.:** 205 **Bats:** R **Throws:** R **ML Service:** 5.158

Born: 1/17/91 **Birthplace:** North Hollywood, CA **Resides:** Houston, TX

Acquired: From Cleveland as part of a 3-team trade in which the Indians received from the Reds OF Yasiel Puig and LHP Scott Moss and from the Padres OF Franmil Reyes, LHP Logan Allen and IF Victor Nova; San Diego received from the Reds OF Taylor Trammell, July 31, 2019.

Contract: Signed 1-year contract, avoiding arbitration, January 10, 2020.

CAREER HIGHLIGHTS

- While playing for the Indians in 2018 was an American League All-Star and finished sixth in the BBWAA's Cy Young Award voting.
- Was the American League's Player of the Week for 6/10-6/16, 2019.
- Since the beginning of the 2018 season, among all Major League pitchers with at least 350 innings ranks sixth in strikeouts (474) and ninth in both ERA (3.45) and innings pitched (388.1).
- From 5/8/17 - 4/30/19 did not allow more than 4 earned runs in any of his 62 apps and 60 starts (31-13, 2.78)...his 60 starts during that stretch were the most by any pitcher in the Major Leagues since Greg Maddux made 106 consecutive starts without allowing more than 4 earned runs from 7/11/91 - 6/22/1994.
- While with the Indians in 2017 (17 wins, 196 strikeouts), teamed with Corey Kluber (18 wins, 265 strikeouts) and Carlos Carrasco (18 wins, 226 strikeouts) to become the first trio in Major League history with at least 17 wins and 190 strikeouts each.
- In the the 2018 season finale, in a 2-1 win on 9/30 at KC, threw 4.0 scoreless innings for his only pro save.
- Was selected by the Diamondbacks in the first round (3rd overall) of the June 2011 first-year player draft, while UCLA teammate RHP Gerrit Cole was taken first (Pirates)...was the first time a college baseball program had 2 players selected within the first 3 picks of the same draft since 1978, when Arizona State's Bob Horner (Braves) and Hubie Brooks (Mets) were taken first and third, respectively.
- Following his junior season at UCLA in 2011, earned the prestigious Golden Spikes Award and was named the National Player of the Year by *Baseball America*, Collegiate Baseball, College Baseball Foundation and Perfect Game USA...also was named 2011 Pac-10 Pitcher of the Year.
- In 2013 was a *Baseball America* Class AAA All-Star.
- In 2012 was the Diamondbacks' Minor League Player of the Year, a *Baseball America* Minor League All-Star, an MLB.com Organizational All-Star and an Arizona Fall League All-Star Futures Game selection.
- In 2019 received a PG Sports Social Media Award as baseball's Athlete of the Year.

2019 SEASON

- At the July 31 deadline was acquired from Cle as part of a 3-team trade in which the Indians received from the Reds OF Yasiel Puig and LHP Scott Moss and from the Padres OF Franmil Reyes, LHP Logan Allen and IF Victor Nova, while SD received from the Reds OF Taylor Trammell.
- Ranked among the Major League leaders in batters faced (911, 1st), starts (T1st), innings pitched (3rd) and strikeouts (5th), all career highs...was 1 of only 7 pitchers to make 34 starts.
- Recorded at least 200 strikeouts for the second straight season and at least 30 starts for third time in 5 years.
- Was named the American League's Player of the Week following his complete game in an 8-0 Indians win on 6/16 at Det (4h, 0bb, 8k)...was his first career shutout.
- In his 5-2 win on 8/9 vs Cubs, in his second start for the Reds and his Great American Ball Park home debut, recorded 11 strikeouts.
- On 8/19 and 8/20 vs SD, Bauer (11) and Sonny Gray (10) became the first Reds pitchers to record at least 10 strikeouts in consecutive starts since Gary Nolan (10) and Jim Maloney (10) did it on 9/20 and 9/21, 1968 at Hou...since 1900, Reds pitchers never have recorded at least 10 strikeouts in 3 consecutive starts...in the 4-2 win vs SD on 8/21, Luis Castillo, with three 10-strikeout games to that point in the season and six 10-strikeout games in his career, finished with 4 strikeouts (6ip, 5h, 1er, 0bb).
- On 9/4 vs Phi made his third career regular season start on short rest...was the victim of a blown save in the 8-5 win (5ip, 6h, 4er, 2bb, 6k, 2hr, 89 pitches)...went 4.0 innings (84 pitches) in his previous start, a 10-6 loss on 8/31/day at StL.
- Received a PG Sports Social Media Award as baseball's Athlete of the Year.

2018: Was an American League All-Star and finished sixth in the BBWAA's Cy Young Award voting...ranked among the American League leaders in ERA (2nd, 2.21), opponents' SLG (.302, 2nd), strikeouts per 9 innings (11.3, 3rd), opponents' BA (.208, 4th), quality starts (20, T4th), opponents' OBP (.280, 5th), 10-strikeout games (10, 5th) and strikeouts (T6th)...his 2.21 ERA was the lowest by an Indians pitcher in 46 years, dating back to Gaylord Perry's 1.92 ERA during his Cy Young season of 1972, was the third-best of any pitcher in the Major Leagues in 2018 (Jacob deGrom 1.70, Blake Snell 1.89) and ranked sixth-best of any AL pitcher since 2000...his 2.21 ERA was the sixth-lowest single-season mark by a qualifying Indians pitcher since 1919 and the second-lowest ERA by a Tribe hurler since the pitching mound was lowered to its current height in 1969...was named to the All-Star team after starting the season 8-6, 2.24 in 20 starts...in 13 starts from 6/8-8/11 went 8-2, 1.74...in the last start of that streak, on 8/11 at WSox, suffered a stress fracture in his right fibula after he was struck by a Jose Abreu line drive...was disabled for the first time in his career...went 12-6, 2.22 in 25 starts prior to the injury and 0-0, 1.93 in 3 starts after he returned...on the final day of the season, in a 2-1 win on 9/30 at KC, threw 4.0 scoreless innings for his only professional save...recorded his 200th strikeout on 8/6 vs Min in his 156th inning, the second-fastest to that milestone by any pitcher in franchise history (Corey Kluber, 2017, 147ip)...threw at least 100 pitches in each of his first 25 starts, the longest streak of his career and the longest by an Indians pitcher since accurate pitch count data has been tracked beginning in 1988...from 6/8-7/0 went 4-2, 1.40 over 7 consecutive quality starts in which he recorded at least 8 strikeouts without allowing a home run, the second-longest such streak in the live ball ERA (1920-) behind Pedro Martinez' 8 straight starts in 2002... from 5/27-6/13 recorded at least 11 strikeouts over 4 straight starts to become only the third Indians pitcher with 4 consecutive double-digit strikeout games, joining Corey Kluber (2 streaks of 5 starts in 2017) and Bob Feller (4 starts in 1938-1939).

2017: With a career-high 17 wins teamed with Corey Kluber (18) and Carlos Carrasco (18) to become the first Indians trio with at least 17 victories each since 1956, the first Major League trio to do it since the 2003 Yankees and the only trio in Major League history with at least 17 wins and 190 strikeouts each...ranked among the American League leaders in wins (T4th), strikeouts per 9 innings (10.0, 6th) and strikeouts (196, 7th)...in his last 14 apps and 13 starts of the season beginning 7/21 went 10-1, 2.60...his 10 second-half wins tied for second-most in the AL, and his 2.42 ERA beginning 7/27 was third-lowest in the league... Roberto Pérez caught all 31 of his starts.

2016: Finished second on the Tribe's staff in starts, innings pitched and strikeouts...in the Postseason went 0-2, 5.27 in 4 starts and 1 relief appearance...prior to Game 1 of the American League Championship Series vs the Blue Jays suffered a lacerated right pinky finger that 3 days later forced him from his Game 3 start after recording just 2 outs...made 2 starts in the World Series vs the Cubs but appeared in relief in Game 7 and recorded the last 2 outs of the top of the 10th inning of that 8-7 loss to the Cubs...began the season in the bullpen when Cody Anderson and Josh Tomlin were named the club's fourth and fifth starters out of spring training...made his first 6 apps in relief (1-0, 4.76) before he moved into the rotation on 4/30, when Carlos Carrasco was placed on the disabled list with a hamstring injury...made 28 of his last 29 apps in the rotation.

2015: Led the American League in walks (79) but ranked seventh in strikeouts per 9 innings (8.69) and 12th in strikeouts (170)...was the first Indians pitcher to lead the league in walks since Sam McDowell in 1971... threw 6.0 hitless innings in his season debut, on 4/9 at Hou, and recorded 11 strikeouts...in his next start, on 4/16 at WSox, had his hitless streak snapped at 9 innings and his scoreless streak snapped at 11.0 innings... his 9-inning hitless streak was the longest to start a season by an Indians pitcher since Bob Feller in 1940 (9ip) and the longest to start a season by an American League pitcher since Tor's Shaun Marcum began the 2007 season with 10 hitless innings...Bauer faced 34 batters before allowing a hit, the most by any starter since Bos' Hideo Nomo faced 37 without allowing a hit in 2001.

2014: Recorded 8.41 strikeouts per 9 innings, the third-best ratio by any rookie pitcher in Indians history with a minimum of 150 innings (Herb Score, 9.70 in 1955 & CC Sabathia, 8.50 in 2001)...made 26 starts for the Tribe after entering the season with 8 career starts total...finished second on the Indians' staff in innings pitched (153.0)...among American League rookie pitchers ranked fourth in starts and strikeouts (T4th, 143),

COMPLETE GAMES (3)

Date/Opp	IP	H	ER	BB	SO	Result
6/16/19 at Det	9.0	4	0	0	8	W, 8-0
6/22/16 vs TB	9.0	3	1	1	10	W, 6-1
7/28/15 vs KC	9.0	5	2	1	6	L, 2-1

10-STRIKEOUT GAMES (27)

Date (Innings)	Strikeouts
5/30/17 for Cle vs Oak (7.0)	14
5/27/18 for Cle vs Hou (7.1)	13
8/19/16 for Cle vs Tor (8.0)	13
6/26/19 for Cle vs KC (6.2)	12
7/10/18 for Cle vs Cin (8.0)	12
6/13/18 for Cle at Chw (7.2)	12
6/8/18 for Cle at Det (8.0)	12
8/19/19 for Cin vs SD (7.0)	11
8/9/19 for Cin vs Chc (7.0)	11
7/13/19 for Cle vs Min (6.0)	11
8/6/16 for Cle vs Min (6.0)	11
6/23/18 for Cle vs Det (6.1)	11
6/2/18 for Cle at Min (5.2)	11
4/30/18 for Cle vs Tex (6.2)	11
8/14/17 for Cle at Bos (6.2)	11
4/9/15 for Cle at Hou (6.0)	11
6/22/16 for Cle vs TB (9.0)	10
7/18/19 for Cle vs Det (6.2)	10
5/11/19 for Cle at Oak (7.0)	10
4/30/19 for Cle at Mia (7.0)	10
4/20/19 for Cle vs Atl (6.1)	10
7/25/18 for Cle vs Pit (7.0)	10
5/16/18 for Cle at Det (8.0)	10
6/6/16 for Cle at Sea (7.2)	10
5/29/15 for Cle at Sea (7.0)	10
5/14/15 for Cle vs StL (7.1)	10
7/13/14 for Cle vs Chw (6.2)	10

fifth in innings pitched (153.0) and 11th in ERA (4.18)...won the Indians' last game prior to the All-Star break and their first game of the second half...became the fourth Indians pitcher to start consecutive team victories and the first to do it since Bert Blyleven in 1981.

2013: All 4 of his starts for the Indians were 1-day stints with the club...made his first start in a 6-0 loss at TB on 4/6, when Scott Kazmir was disabled...made 2 other starts during doubleheaders...entered the season as the organization's top prospect according to *Baseball America*, was rated the 17th-best overall prospect by MLB.com and 25th by ESPN.

2012: Made 4 starts in his Major League debut...was the Diamondbacks' Minor League Player of the Year and was selected to play in the prestigious Arizona Fall League's All-Star Futures Game...with a start on 6/28 at Atl became the first player from the 2011 June first-year player draft to reach the Major Leagues...earned his first career win in his third start, on 7/8 vs LAD (7-1 win)...finished the season rated by MLB.com the Diamondbacks' No. 1 Prospect, the minor leagues' No. 5 overall, and by *Baseball America* the best pitching prospect in the Pacific Coast League.

MINOR LEAGUES

2011: Entered his first professional season rated by *Baseball America* the No. 1 prospect in the Diamondbacks' organization...helped Class AA Mobile to the Southern League championship by winning the clinching game vs Tennessee...average 15.1 strikeouts per 9 innings...in his final start of the regular season for Mobile allowed 10 earned runs in 1.2 innings, raising his season ERA from 2.63 to season-ending 7.56.

PERSONAL: Graduated from Hart High School in Santa Clarita, CA, the same high school that produced Major Leaguers James Shields, Kevin Millar, Bob Walk and Todd Zeile...as a junior at HHS went 12-0, 0.79 to earn first-team All-CIF Southern Section Division I and All-Southern Selection honors from the California Baseball Coaches Association (CBCA)...also was named to the *Los Angeles Times*' high school All-Star team...attended UCLA, where in 3 seasons he went 38-4, 2.36 and each year was named to the All-Pac-10 team...was the first pitcher in UCLA history to win at least 10 games in more than one season...finished his career ranked among the school's all-time career leaders in wins (1st), innings pitched (1st), strikeouts (1st), complete games (2nd, 15) and ERA (8th)...as a junior in 2011 went 13-2, 1.25 with 203 strikeouts in 16 starts...that season established single-season team and Pac-10 records for strikeouts while leading all collegiate pitchers in complete games (10) and strikeouts...following that 2011 campaign earned the prestigious Golden Spikes Award and was named the National Player of the Year by *Baseball America*, Collegiate Baseball, College Baseball Foundation and Perfect Game USA...also was named 2011 Pac-10 Pitcher of the Year and was a finalist for that year's Dick Howser Trophy, awarded to the top NCAA Division I player...as a sophomore in 2010 went 12-3, 3.02 in 18 starts, became the first Bruins pitcher to lead the nation in strikeouts (165 in 131.1ip) and received second-team All-America recognition from *Baseball America* and Collegiate Baseball...in 2009 was named Freshman Pitcher of the Year by Louisville Slugger and first-team Freshman All-America by Collegiate Baseball and several other publications after finishing 9-3, 2.99 with 2 saves in 10 starts and 10 relief apps...was Pac-10 Freshman of the Year...established a school record for wins by a freshman...in 2009 played for the Team USA national collegiate team...in 2015 was nominated for the Bob Feller Award after teaming with and designing a t-shirt for Athletes Brand to benefit the Lone Survivor Foundation, which spreads awareness and raises money for soldiers returning from active duty...in August 2016 funded and hosted Cleveland Indians Career Day for students from Max Hayes High School who were interested in technology and robotics...in 2017, together with Carlos Carrasco created special t-shirts featuring their unique baseball artwork that benefited hurricane relief efforts in Texas and Puerto Rico...started production company Momentum Films LLC to raise the profile and brand of other small-market MLB players and to promote baseball as a sport for youths, giving the opportunity for current players to humanize themselves while allowing fans unique access points...in 2019 received a PG Sports Social Media Award as baseball's Athlete of the Year...early in his professional career trained at the Texas Baseball Ranch and at a seminar there first met Driveline Baseball's Kyle Boddy, currently the Reds' director of pitching initiatives and pitching coordinator...Bauer became Driveline's first professional client and now spends 2 months in the off-season in the Seattle area.

BAUER'S CAREER TRANSACTIONS

- Was selected by the Diamondbacks in the first round (3rd overall) of the June 2011 first-year player draft.
- Was acquired by the Indians, along with RHP Matt Albers and RHP Bryan Shaw, as part of a 3-team trade also involving the Reds and Diamondbacks...the Indians sent IF/OF Lars Anderson and LHP Tony Sipp to the Diamondbacks and OF Shin-Soo Choo, IF Jason Donald and cash to the Reds...the Reds traded SS Didi Gregorius to the Diamondbacks and CF Drew Stubbs to the Indians, December 11, 2012.
- On disabled list with a stress fracture in his right fibula, August 12-September 20, 2018.
- Was acquired by the Reds as part of a 3-team trade in which the Indians received from the Reds OF Yasiel Puig and LHP Scott Moss and from the Padres OF Franmil Reyes, LHP Logan Allen and IF Victor Nova; the Padres received from the Reds OF Taylor Trammell, July 31, 2019.

Career Pitching

Yr	Club	W-L	ERA	G	GS	CG	SHO	SV	IP	H	R	ER	HR	BB	SO	WP	BK
11	Visalia - A	0-1	3.0	3	3	0	0	0	9.0	7	3	3	1	4	17	1	0
	Mobile - AA	1-1	7.56	4	4	0	0	0	16.2	20	14	14	2	8	26	5	0
12	Mobile - AA	7-1	1.68	8	8	0	0	0	48.1	33	12	9	1	26	60	8	0
	Reno - AAA	5-1	2.85	14	14	1	0	0	82.0	74	28	26	8	35	97	12	0
	Arizona	1-2	6.06	4	4	0	0	0	16.1	14	13	11	2	13	17	2	0
13	Cleveland	1-2	5.29	4	4	0	0	0	17.0	15	11	10	3	16	11	1	0
	Columbus - AAA	6-7	4.15	22	22	1	0	0	121.1	119	64	56	14	73	106	5	1
14	Columbus - AAA	4-1	2.15	7	7	1	0	0	46.0	36	11	11	5	14	44	1	0
	Cleveland	5-8	4.18	26	26	0	0	0	153.0	151	76	71	16	60	143	6	0
15	Cleveland	11-12	4.55	31	30	1	0	0	176.0	152	90	89	23	79	170	7	1
16	Cleveland	12-8	4.26	35	28	1	0	0	190.0	179	96	90	20	70	168	3	0
17	Cleveland	17-9	4.19	32	31	0	0	0	176.1	181	84	82	25	60	196	3	1
18	Cleveland	12-6	2.21	28	27	0	0	1	175.1	134	51	43	9	57	221	12	0
19	Cleveland	9-8	3.79	24	* 24	1	1	0	156.2	127	76	66	22	63	185	8	0
	Cincinnati	2-5	6.39	10	* 10	0	0	0	56.1	57	42	40	12	19	68	2	0
Major Totals		70-60	4.04	194	184	3	1	1	1117.0	1010	539	502	132	437	1179	44	2
AL Totals		67-53	3.89	180	170	3	1	1	1044.1	939	484	451	118	405	1094	40	2
NL Totals		3-7	6.32	14	14	0	0	0	72.2	71	55	51	14	32	85	4	0
Reds Totals		2-5	6.39	10	10	0	0	0	56.1	57	42	40	12	19	68	2	0
Minor Totals		23-12	3.31	58	58	3	0	0	323.1	289	132	119	31	160	350	32	1

* In 2019 tied for the Major League lead in starts (34). ^ In 2015 led the American League in walks issued. Only professional save on 9/30/18 at KC

All-Star Record

Yr	Club, Site	W-L	ERA	G	GS	CG	SHO	SV	IP	H	R	ER	HR	BB	SO	WP	BK
18	AL, Washington																

Did Not Pitch

Division Series Record

Yr	Club, Opponent	W-L	ERA	G	GS	CG	SHO	SV	IP	H	R	ER	HR	BB	SO	WP	BK
16	Cle vs Bos	0-0	5.79	1	1	0	0	0	4.2	6	3	3	2	0	6	0	0
17	Cle vs NYY	1-1	0.00	2	2	0	0	0	8.1	6	4	0	0	3	11	1	0
18	Cle vs Hou	0-1	6.75	3	0	0	0	0	4.0	7	4	3	1	1	4	0	0
ALDS Totals		1-2	3.18	6	3	0	0	0	17.0	19	11	6	3	4	21	1	0

League Championship Series Record

Yr	Club, Opponent	W-L	ERA	G	GS	CG	SHO	SV	IP	H	R	ER	HR	BB	SO	WP	BK
16	Cle vs Tor	0-0	0.00	1	1	0	0	0	0.2	0	0	0	0	2	1	0	0

World Series Record

Yr	Club, Opponent	W-L	ERA	G	GS	CG	SHO	SV	IP	H	R	ER	HR	BB	SO	WP	BK
16	Cle vs Chi	0-2	5.40	3	2	0	0	0	8.1	12	5	5	1	2	10	0	0

Career Hitting

Yr	Club	AVG	G	AB	R	H	2B	3B	HR	RBI	SH	SF	HB	BB	SO	SB	CS	OBP	SLG	E
12	Arizona	.000	4	4	0	0	0	0	0	0	1	0	0	0	1	0	0	.000	.000	2
13	Cleveland	.000	4	1	0	0	0	0	0	0	0	0	0	1	0	0	0	.000	.000	0
14	Cleveland	.000	26	2	0	0	0	0	0	0	0	0	0	2	0	0	0	.000	.000	1
15	Cleveland	.167	31	6	0	1	0	0	0	0	0	0	1	1	0	0	0	.286	.167	1
16	Cleveland	.000	35	5	0	0	0	0	0	1	0	0	0	5	0	0	0	.000	.000	0
17	Cleveland	.000	32	3	0	0	0	0	0	0	0	0	0	1	0	0	0	.000	.000	1
18	Cleveland	.000	28	3	1	0	0	0	0	0	0	0	0	1	0	0	0	.000	.000	0
19	Cleveland	.200	24	5	0	1	0	0	0	1	0	0	0	3	0	0	0	.200	.200	0
	Cincinnati	.143	10	14	1	2	0	0	0	0	0	0	2	9	0	0	0	.250	.143	0
Career Totals		.093	194	43	2	4	0	0	0	3	0	0	3	24	0	0	0	.152	.093	5

SINGLE-SEASON CAREER HIGH STREAKS

Scoreless Streak By Game: 3g, 4/8-4/15, 2016; Scoreless Streak By Inning: 15.1, 8/19-8/30, 2014;

Winning Streak: 9g, 7/21-9/10, 2017; Losing Streak: 5g, 5/6-6/6, 2019



JESSE BIDDLE

@JesseBiddle_54

LHP

80

Age: 28 Ht.: 6-5 Wt.: 220 Bats: L Throws: L ML Service: 2.166

Born: 10/22/91 Birthplace: Philadelphia, PA Resides: Kissimmee, FL

Acquired: Was signed to a minor league contract with an invitation to Major League spring training camp, January 17, 2020.

Contract: Signed through the 2020 season and under team control through 2023.

Non-Roster

CAREER HIGHLIGHTS

- Was selected by the Phillies in the first round (27th overall) of the June 2010 first-year player draft...was signed by scout Eric Valent, who made 18 apps as an outfielder for the Reds in 2003.
- Missed the 2016 season while recovering from October 2015 "Tommy John" surgery to repair the torn ulnar collateral ligament in his left elbow.
- In his first 38 Major League apps went 3-0, 2.22 with 1 save.
- Earned his first win in his Major League debut, on 4/21/18 vs NYM, threw a hitless top of the ninth inning of that 4-3 walkoff victory...entered the game trailing, 3-2, but was credited with the win after the Braves scored 2 runs in the bottom of the ninth off Jeurys Familia.
- Earned his only Major League save in 10-inning, 5-4 Braves win on 8/5/18 at NYM.
- In a 14-inning, 5-3 loss on 6/2 at Wsh (3ip, 1h, 0r, 2bb, 8k, 50 pitches) became the first Braves reliever in 110 seasons to record at least 8 strikeouts in 3.0 innings or fewer and only the second Braves reliever since the franchise moved to Atlanta in 1966 to record at least 8 strikeouts in an appearance of any length (Rick Kester, 5.2ip, 8k, 9/13/70 at Hou)...was the first Major League pitcher to record at least 8 strikeouts in 3.0 innings or fewer since Mil's Josh Hader did it on 4/30/18 at Cin (2.2ip, 8k)...prior to Hader accomplishing the feat, the last Major League reliever to record at least 8 strikeouts in 3.0 innings or fewer was NYY's Ron Davis on 5/4/81 at California Angels (3ip, 8k).
- Entered the 2013 season rated the Phillies' No. 1 prospect by MLB.com.
- Earned the win for the U.S. team in the 2013 SiriusXM All-Star Futures Game at NYM's Citi Field.
- In 2012 led the Florida State League in strikeouts (151k in 142.2ip).
- In 2011 and 2012 was an MiLB.com Phillies Organizational All-Star.
- Was a post-season All-Star in 2011 (South Atlantic League) and a mid-season All-Star in 2012 (Florida State League) and 2013 (Eastern League).
- 6 times was named a minor league Pitcher of the Week.
- While pitching for Class AA Reading on 4/22/13 at Harrisburg took a perfect game into the seventh inning and finished the game with a career-high 16 strikeouts...also went 2-for-3 with a pair of doubles.

2019 SEASON

- Made 30 relief apps for the Braves, Mariners and Rangers.
- Was on the Braves' Opening Day roster and posted a 3.18 ERA in 14 apps before he went on the 10-day injured list on 4/27 with a right groin strain.
- Was reinstated from the injured list on 5/14 and made his final appearance for the Braves in that day's 14-3 loss vs StL.
- On 5/20 was traded to the Mariners, along with RHP Arodys Vizcaíno, for RHP Anthony Swarzak.
- On 6/28, after 11 apps for the Mariners (5/22-6/22), was claimed off waivers by the Rangers and finished the season on their roster.
- Made 4 apps for the Rangers, his last on 7/14 vs Hou, before he was disabled with left shoulder fatigue... did not pitch again the rest of the season.
- Following the season refused an outright assignment and became a free agent.
- On 1/17/20 was signed by the Reds to a minor league contract with an invitation to Major League spring training camp.

PERSONAL: In 2010 graduated from Germantown Friends High School in Philadelphia, where as a senior he went 9-2 with a 1.04 ERA...committed to pitch to the University of Oregon before he was drafted in the first round by the Phillies with the 27th overall pick.

BIDDLE'S CAREER TRANSACTIONS

- Was selected by the Phillies in the first round (27th overall) of the June 2010 first-year player draft. Was signed by Eric Valent.
- Was acquired by the Pirates for RHP Yoervis Medina, February 3, 2016.
- Was claimed off waivers by the Braves, March 19, 2016.
- On disabled list while recovering from October 2015 surgery to repair the torn ulnar collateral ligament in his left elbow, April 3-remainder of the season, 2016; was transferred to the 60-day DL, April 12.
- On 10-day injured list with a right groin strain, April 27-May 13, 2019; included a rehabilitation assignment at Gwinnett, May 4-13.
- Was acquired by the Mariners, along with RHP Arody Vizcaíno, for RHP Anthony Swarzak, May 20, 2019.
- Was claimed off waivers by the Rangers, June 28, 2019.
- On injured list with left shoulder fatigue, July 15-remainder of the season, 2019; was transferred to the 60-day DL, July 28.
- Was signed by the Reds to a minor league contract with an invitation to Major League spring training camp, January 17, 2020.

Career Pitching

Yr	Club	W-L	ERA	G	GS	CG	SHO	SV	IP	H	R	ER	HR	BB	SO	WP	BK
10	GCL Phillies - R	3-1	4.32	9	9	1	1	0	33.1	35	23	16	2	9	41	1	0
	Williamsport - A	1-0	2.61	3	3	0	0	0	10.1	5	4	3	0	11	9	0	0
11	Lakewood - A	7-8	2.98	25	24	0	0	0	133.0	104	51	44	5	66	124	9	0
12	Clearwater - A	10-6	3.22	26	26	1	0	0	142.2	129	64	51	10	54	151	10	0
13	Reading - AA	5-14	3.64	27	^27	2	0	0	138.1	104	59	56	10	82	154	9	1
14	Reading - AA	3-10	5.03	16	16	0	0	0	82.1	78	59	46	11	44	80	7	1
	GCL Phillies - R	0-0	4.50	1	1	0	0	0	2.0	1	1	1	1	1	3	0	0
	Clearwater - A	2-0	0.90	2	2	0	0	0	10.0	3	1	1	0	6	9	1	0
15	Reading - AA	7-2	4.24	15	15	0	0	0	80.2	90	46	38	7	34	57	8	0
	Lehigh Valley - AAA	2-4	6.25	9	9	0	0	0	44.2	57	33	31	4	27	32	6	0
16	Atlanta								Injured, Did Not Play								
17	Mississippi - AA	2-4	2.90	27	0	0	0	2	49.2	48	22	16	3	16	53	0	0
18	Gwinnett - AAA	0-0	0.00	4	0	0	0	1	6.1	3	0	0	0	1	8	0	0
	Atlanta	6-1	3.11	60	0	0	0	1	63.2	50	26	22	6	31	67	2	0
19	Atlanta	0-1	5.40	15	0	0	0	0	11.2	18	11	7	1	10	11	3	0
	#Gwinnett - AAA	1-0	3.38	4	0	0	0	0	5.1	6	2	2	1	1	6	0	0
	Seattle	0-0	9.82	11	0	0	0	0	11.0	20	14	12	2	7	8	4	0
	Texas	0-0	11.81	4	0	0	0	0	5.1	4	8	7	2	5	7	0	0
Major Totals		6-2	4.71	90	0	0	0	*1	91.2	92	59	48	11	53	93	9	0
AL Totals		0-0	10.47	15	0	0	0	0	16.1	24	22	19	4	12	15	4	0
NL Totals		6-2	3.46	75	0	0	0	1	75.1	68	37	29	7	41	78	5	0
Minor Totals		43-49	3.72	168	132	4	1	3	738.2	663	365	305	54	352	727	51	2

Injury rehab, ^ Led or tied for league lead, * Only Major League save on 8/5/18 at NYM (10-inning, 5-4 Braves win)

Career Hitting

Yr	Club	AVG	G	AB	R	H	2B	3B	HR	RBI	SH	SF	HB	BB	SO	SB	CS	OBP	SLG	E
18	Atlanta	.500	60	2	0	1	*1	0	0	1	0	0	0	0	0	0	0	.500	1.000	2
Major Totals		.500	90	2	0	1	1	0	0	1	0	0	0	0	0	0	0	.500	1.000	5

* Only career hit and RBI on 4/29/18 at Phi (RBI-double off Luis Garcia)

SINGLE-SEASON CAREER HIGH STREAKS

Scoreless Streak By Game: 7g (2x), 7/24-8/7 & 8/19-8/31, 2018; **Scoreless Streak By Inning:** 7.2, 7/24-8/7, 2018;

Winning Streak: 3g (2x), 4/21-8/7 & 8/14-9/20, 2018; **Losing Streak:** None



ALEX
BLANDINO

@ablandino10

INF

0

Age: 27 Ht.: 6-0 Wt.: 190 Bats: R Throws: R ML Service: 1.108

Born: 11/6/92 Birthplace: Palo Alto, CA Resides: Gilroy, CA

Acquired: Was selected in the first round (29th overall) of the June 2014 first-year player draft. Was signed by Rich Bordi.

Contract: Signed through the 2020 season and under team control through 2024.

CAREER HIGHLIGHTS

- Was selected by the Reds with the 29th overall pick of the June 2014 first-year player draft...was signed by Rich Bordi.
- In March 2016 played for Nicaragua in the World Baseball Classic qualifier in Mexicali, Mexico (1g, 2-5, .400, 2 2b, 3rbi)...his father was born in Nicaragua.
- Was the organization's Minor League Player of the Month for June 2017.
- In 2015 was a mid-season Florida State League All-Star and Arizona Fall League Rising Star.
- In 2014 and 2015 was an MiLB.com Organizational All-Star.
- In 2019 attended his third Major League spring training camp (2016, 2018).

REDS POSITION PLAYERS TO PITCH, MOST RECENT

José Peraza	7/30/19 vs Pit (11-4 loss)
Kyle Farmer	8/8/19 vs Chc (12-5 loss)
José Peraza	8/16/19 vs StL (13-4 loss)
Brandon Dixon	8/31/18 at StL (12-5 loss)
Brandon Dixon	8/13/18 vs Cle (10-3 loss)
Phillip Ervin	8/8/18 at NYM (8-0 loss)
Alex Blandino	7/11/18 at Cle (19-4 loss)
Cliff Pennington	4/12/18 vs StL (13-4 loss)
Scooter Gennett	8/14/17 at Chc (15-5 loss)
Tyler Holt	8/22/16 vs LAD (18-9 loss)
Skip Schumaker	8/21/14 vs Atl (8-0 loss)
Paul Janish	7/6/09 at Phi (22-1 loss)
Paul Janish	5/6/09 vs Mil (15-3 loss)

2019 SEASON

- Began the season on the Reds' injured list recovering from July 2018 surgery to reconstruct the anterior cruciate ligament (ACL) and to repair the medial collateral ligament (MCL) in his right knee...suffered the injury while turning a double play in the ninth inning of the 12-1 loss on 7/20/18 vs Pit.
- From 6/3-6/13 made 7 rehabilitation apps at Louisville, then on 6/14 was reinstated from the injured list and was optioned to Louisville...spent the rest of the minor league season with the Bats until he was promoted on 9/1 as 1 of 5 September callups.
- For the Reds made 9 starts (5gs at 2B, 2gs at 3B, 1gs at 1B, 1gs at DH).
- Made his season debut the day he was promoted, in a 5-3 win on 9/1 at StL...in the nightcap of that day/night doubleheader pinch ran in the top of the ninth and played 3B in the bottom half of the inning.
- From 9/5-9/7 produced a season-high 3-game hitting streak (4-6, .667, 1 2b, 3bb).
- On 9/27 at Pit, in the Reds' 160th game of the season, made his first career start and fourth career appearance at 1B.
- For Louisville played 2B (35g, 34gs), SS (18g, 17gs) and 3B (15g, 14gs).
- Wore uniform #2.

2018: On 7/23 had season-ending surgery on his right knee to reconstruct the anterior cruciate ligament (ACL) and to repair the medial collateral ligament (MCL)...suffered the injury while turning a double play in the ninth inning of the 12-1 loss on 7/20 vs Pit...when injured led Reds pinch hitters with 26 plate apps and 9 hits...was 1 of 9 Reds players to make Major League debuts in 2018 (RHP Tanner Rainey, RHP Zack Weiss, IF/OF Rosell Herrera, IF/OF Brandon Dixon, RHP Jesús Reyes, OF Aristides Aquino, IF Blake Trahan, OF Gabriel Guerrero)...made 26 starts (10gs at 3B, 10gs at 2B, 6gs at SS), his last in the 7-4 win on 7/10 at Cle (SS)...also made 1 appearance each at 1B (7/13 at StL, 9th inning of 9-1 win), LF (7/15 at StL, 8th & 9th innings of 5-3 loss), RF (5/11 at LAD, 7th inning of 6-2 win) and pitcher (7/11 at Cle, 8th inning of 19-4 loss)...his apps in the outfield were the first of his professional career...began the season at Louisville and made 3 starts at 3B before he was recalled on 4/9, when Eugenio Suárez was disabled with a broken right thumb suffered on a hit by pitch...spent the rest of the season on the Reds' roster or disabled list...on 4/10 at Phi made his Major League debut with a start at 3B (0-3)...on 4/13 vs StL pinch hit and singled off Matt Bowman for his first Major League hit...on 4/20 at StL had his first career 2-hit game and first RBI (RBI-single off Bud Norris)...on 5/1 vs Mil, entered the game in the eighth inning as a defensive replacement at 2B, then in the bottom of the frame hit his first career home run (solo off Jacob Barnes)...on 5/11 at LAD played RF for the last out of the seventh inning, his first professional appearance in the outfield, then played SS in the eighth and ninth...is a pinch hitter in the eighth inning of the 5-3 win on 7/2 vs WSox, his 2-out, 2-run double off Chris Volstad snapped the 3-3 tie...was his first career multi-RBI game...in the eighth inning of the 19-4 loss on 7/11 at Cle made the only pitching appearance of his professional career (1ip, 1h, 0r, 0bb, 2k, 1wp)...struck out Brandon Guyer and Roberto Perez...entered that game at 3B in the bottom of the sixth inning, trailing 17-2...was 1 of 4 Reds position players to pitch in 2018 (Cliff Pennington, Phillip Ervin, Brandon Dixon twice)...on 7/21 went on the 10-day disabled list with the knee injury...5 days later, when OF Mason Williams was promoted, was transferred to the 60-day DL and spent the rest of the season there.

MINOR LEAGUES

2017: In 125 apps for Class AA Pensacola and Class AAA Louisville hit .265 with 36 doubles, 12 HR and 51 RBI...established career highs in on-base percentage (.382), doubles, HR and walks (64)...was the organization's Minor League Player of the Month for June (24g, .338, 11 2b, 3hr, 20rbi, 1sb at Pensacola and Louisville)...began the season at Pensacola...on 6/22 was promoted to Louisville...while with the Bats reached base safely in 48 of his 57 starts and recorded a hit in 40 games...after he was promoted ranked T4th in the International League in on-base percentage (.390)...on 11/20 was added to the 40-man roster...**2016:** In his first full season at Class AA spent the season with Pensacola...for the Blue Wahoos made 74 apps at 2B, 30 apps at 3B and 16 apps at SS...began the season on Pensacola's disabled list with a strained left hamstring...attended his first Major League spring training camp...**2015:** In 110 apps at Class A Daytona and Class AA Pensacola combined to hit .278 with 10hr, 53rbi and 9 stolen bases...was a mid-season Florida State League All-Star and Arizona Fall League Rising Star...following the season played for Peoria in the AFL (19g, .175, 2 2b, 2 3b, 3rbi, 1sb)...**2014:** In his first professional season was an Milb.com Organizational All-Star...in 63 apps at rookie Billings and Class A Dayton combined to hit .283 with 8hr, 32rbi and 7 steals.

PERSONAL: Full first name is Alessandre...graduated from St. Francis High School in Mountain View, CA, where he was a 4-time varsity letterman...as a senior in 2011 was named Cal-Hi Sports Player of the Year, *San Jose Mercury News* Baseball Player of the Year and *Palo Alto News* Baseball Player of the Year...played at Stanford University, where in 2012 he was a Collegiate Baseball Freshman All-American and as a junior in 2014 was second-team *Baseball America* All-American, All-Pac-12 Conference, a member of the Pac-12 All-Defensive Team and a Golden Spikes Award finalist as the best collegiate player in the country...in 2014 hit .310 (14 2b, 12hr, 44rbi), reached base safely in each of his last 31 apps of the season and hit more home runs (12) than 3 Pac-12 teams...follow on Twitter @ablandino10.

BLANDINO'S CAREER TRANSACTIONS

- Was selected by the Reds in the first round (29th overall) of the June 2014 first-year player draft. Was signed by Rich Bordi.
- On Daytona's disabled list with a fractured left middle finger, July 2-22, 2015.
- On Pensacola's disabled list with a strained left hamstring, April 7-14, 2016.
- On disabled list with a torn anterior cruciate ligament and torn medial collateral ligament in his right knee, July 21-remainder of the season, 2018; was transferred to the 60-day DL, July 26.
- On 10-day injured list recovering from July 2018 right knee surgery, March 27-June 13, 2019; included a rehabilitation assignment at Louisville, June 3-13.

CAREER FIELDING

Pos.	Pct.	G	PO	A	E	TC	DP	PB
1B	1.000	^ 4	13	1	0	14	0	-
2B	.974	31	32	42	2	76	16	-
3B	.933	19	10	18	2	30	5	-
SS	.941	11	12	20	2	34	8	-
LF	----	* 1	0	0	0	0	0	-
RF	----	* 1	0	0	0	0	0	-
P	----	* 1	0	0	0	0	0	-

^ Only career start at 1B on 9/27/19 at Pit; * Only career apps in LF on 7/15/18 at STL, in RF on 5/11/18 at LAD, at P on 7/11/18 at Cle

Career Hitting

Yr	Club	AVG	G	AB	R	H	2B	3B	HR	RBI	SH	SF	HB	BB	SO	SB	CS	OBP	SLG	E
14	Billings - R	.309	29	110	20	34	10	1	4	16	0	1	4	16	18	6	3	.412	.527	7
	Dayton - A	.261	34	134	20	35	10	1	4	16	0	3	2	13	42	1	2	.329	.440	8
15	Dayton - A	.294	80	299	46	88	18	2	7	35	1	4	7	31	56	7	10	.370	.438	18
	Pensacola - AA	.235	30	115	15	27	7	0	3	18	1	1	3	18	21	2	2	.350	.374	3
16	Pensacola - AA	.232	113	401	52	93	18	0	8	37	0	2	7	55	114	14	5	.333	.337	11
17	Pensacola - AA	.259	62	197	31	51	22	0	6	31	1	1	5	32	49	3	4	.374	.462	3
	Louisville - AAA	.270	63	196	29	53	14	1	6	20	1	1	7	32	37	1	3	.390	.444	11
18	Louisville - AAA	.000	3	8	3	0	0	0	0	0	0	0	0	2	4	1	0	.333	.000	1
	Cincinnati	.234	69	128	14	30	4	0	1	8	2	0	4	13	41	0	0	.324	.289	5
19	Cincinnati	.250	23	36	6	9	1	0	1	3	0	2	2	10	14	0	0	.420	.361	1
	Louisville - AAA	.247	70	239	36	59	13	1	5	24	0	0	14	40	73	1	3	.386	.372	9
	Major Totals	.238	92	164	20	39	5	0	2	11	2	2	6	23	55	0	0	.349	.305	6
	Minor Totals	.259	484	1699	252	440	112	6	43	197	4	13	49	239	414	36	32	.365	.408	71

Career Pitching

Yr	Club	W-L	ERA	G	GS	CG	SHO	SV	IP	H	R	ER	HR	BB	SO	WP	BK
18	Cincinnati	0-0	0.00	1	0	0	0	0	1.0	1	0	0	0	0	1	1	0

Only appearance on 7/11/18 at Cle (8th inning, 19-4 loss)

SINGLE-SEASON CAREER HIGH STREAKS

Hitting Streak: 7g, 4/20-4/29, 2018; Hitless Streak: 18ab, 5/29-6/20, 2018



MATT BOWMAN

@bowmanderchief

RHP

67

Age: 28 **Ht.:** 6-0 **Wt.:** 185 **Bats:** R **Throws:** R **ML Service:** 3.021

Born: 5/31/91 **Birthplace:** Chevy Chase, MD **Resides:** New York, NY

Acquired: Was claimed off waivers from the Cardinals, November 2, 2018.

Contract: Signed a 1-year contract through the 2020 season, avoiding arbitration, January 10, 2020. Under team control through 2022.

CAREER HIGHLIGHTS

- Last name is pronounced BO-man.
- Over the 2016 and 2017 seasons pitched on consecutive days 25 times, the second-most by any Cardinals reliever, and ranked T7th among all National League relievers with 15 GIDPs induced.
- Was Pacific Coast League Pitcher of the Week for 6/21-6/27, 2015.
- In 2013 was a Florida State League All-Star.
- On 8/27/18 had surgery to alleviate Raynaud's Phenomenon, which caused blockages in arteries that were inhibiting blood flow to his right hand and led to 3 stints on the disabled list that season...the surgery was performed in New York by Dr. Robert Hotchkiss.

SINGLE-SEASON CAREER HIGH STREAKS

Scoreless Streak By Game: 11g (2x), 4/4-4/23 & 6/29-7/21, 2019; **Scoreless Streak By Inning:** 10.0, 9/10-10/1, 2016;
Winning Streak: 2g, 6/19-9/5, 2019; **Losing Streak:** 3g (2x), 6/19-8/9, 2016 & 5/4-6/27, 2017

2019 SEASON

- Made 27 relief apps during 4 stints with the Reds...was on the roster for games on 5/1 and 5/2 at NYM but did not pitch...from 5/24-7/19 posted a 4.58 ERA in 18 relief apps...made 1 appearance while on the roster from 8/15-8/17...following a 9/1 promotion did not allow an earned run in 8 apps (10.2ip, 3h, 1r, 4bb, 8k).
- 3 times allowed a season-high 3 earned runs...season ERA in his other 24 apps was 1.26 (28.2ip, 4er).
- 9 times threw more than 1.0 inning, 5 times threw 2.0 innings and on 9/28 at Pit, in his final appearance of the year, threw a season-high 3.0 innings (Oh, Or, Obb, 1k).
- Retired the first batter in 22 of his 27 apps and stranded 7-11 inherited runners.
- On 5/27 vs Pit became the first Reds pitcher to appear in both games of a doubleheader since Bill Bray did it on 6/22/2011 vs NYY...retired his only batter in the first game of that DH, stranding an inherited base runner, and threw a perfect ninth inning in the nightcap.

2018: For the third straight season earned a spot on the Cardinals' Opening Day roster...on 8/27 had season-ending surgery to alleviate Raynaud's Phenomenon, which caused blockages in arteries that were inhibiting blood flow to his right hand and led to 3 stints on the disabled list...the surgery was performed in New York by Dr. Robert Hotchkiss...missed 40 games during 2 stints on the Cardinals' disabled list with blisters on the fingers of his right hand (5/17-6/14, 6/19-7/4)...were his first Major League apps on the disabled list...beginning 8/14 finished the season on Memphis' disabled list with blisters on the fingers of his right hand, followed by the surgery...7 times threw more than 1.0 inning, with a season high of 2.0 IP on 4/1 at NYM in his second appearance...stranded 12 of 14 inherited base runners (86%), the best percentage of any Cardinals reliever.

2017: Led the Cardinals with a career-high 75 apps, tied for third-most in the National League...led the Cardinals with 23 holds, tied for fifth-most in the National League...became the seventh Cardinals pitcher (9th time) to appear in 70 games at age 26 or younger...pitched on consecutive days 16 times, including 3 straight days twice (7/20-7/22, 8/9-8/11)...did not allow a home run after 7/25 (25g, 77 batters faced)...in the 2-1 win on 7/1 vs Wsh earned his first Major League save...entered the game with the bases loaded in the ninth inning and struck out Adrian Sanchez in Sanchez' first career plate appearance...made 12 apps vs the Cubs, the most by any pitcher in 2017, the most since STL's Randy Choate faced Chi 12 times in 2013 and the most by a RHP since Phi's Kent Tekulve appeared vs the Cubs 15 times in 1987.

2016: The December 2015 Rule 5 pick made 59 apps in his Major League debut...his 59 apps were second-most by any pitcher taken in the December 2015 Rule 5 Draft (Tor's Joe Biagini, 60g) and the most by any Cardinals pitcher taken in any previous year's Rule 5 Draft...ranked sixth among National League relievers with a 62.1 ground ball percentage...led the Cardinals with 17 multi-inning apps...recorded 13 apps in which he pitched at least 2.0 innings, including a season-high 3.2 IP on 5/22 vs Ari, and didn't allow a run in 10 of those 13 apps...earned his first Major League victory in a 12-7 win on 6/8 at Cin's Great American Ball Park.

PERSONAL: Played baseball and soccer at St. Albans High School in the Washington, D.C. suburb of Chevy Chase, Maryland...led his baseball team to 3 Interstate Athletic Conference championships and was an all-conference sweeper in soccer...majored in economics at Princeton University, where he played shortstop and pitcher...as a junior in 2012 was All-Ivy League honorable mention at both positions and academic All-Ivy League...as a sophomore in 2011 was Princeton's starting pitcher on Opening Day at LSU and earned All-Ivy League second team honors as a shortstop...in 2011 was invited by the Mets to a tryout...in 2012 pitched for the Bethesda Big Train collegiate summer league club...follow on Twitter @bowmandernchief.

BOWMAN'S CAREER TRANSACTIONS

- Was selected by the Mets in the 13th round of the June 2012 first-year player draft.
- On St. Lucie's disabled list, August 18-remainder of the season, 2013.
- On Las Vegas' disabled list, May 2-11, 2015.
- Was acquired by the Cardinals in the Major League Phase of the Rule 5 Draft, December 10, 2015.
- On disabled list with blisters on his right index and middle fingers, May 17-June 14, 2018; included a rehabilitation assignment at Memphis, June 7-14.
- On disabled list with a blister on his right middle finger, June 19-July 4, 2018; included a rehabilitation assignment at Memphis, June 29-July 4.
- On Memphis' disabled list with blisters on the fingers of his right hand, August 14-remainder of the season, 2018.
- Was claimed off waivers by the Reds, November 2, 2018.

Career Pitching

Yr	Club	W-L	ERA	G	GS	CG	SHO	SV	IP	H	R	ER	HR	BB	SO	WP	BK
12	Brooklyn - A	2-2	2.45	12	1	0	0	3	29.1	26	9	8	1	2	30	1	0
13	St. Lucie - A	6-4	3.18	16	16	0	0	0	96.1	83	36	34	8	31	90	13	1
	Savannah - A	4-0	2.64	5	5	0	0	0	30.2	28	9	9	0	4	26	2	0
14	Las Vegas - AAA	3-2	3.47	7	6	0	0	0	36.1	38	15	14	1	9	32	0	0
	Binghamton - AA	7-6	3.11	17	17	0	0	0	98.1	102	45	34	7	27	92	3	0
15	Las Vegas - AAA	7-16*	5.53	28	26	2	1	0	140.0	184	97	86	15	51	77	8	1
16	St. Louis	2-5	3.46	59	0	0	0	0	67.2	59	31	26	4	20	52	0	0
17	St. Louis	3-6	3.99	75	0	0	0	2	58.2	52	29	26	4	18	46	1	0
18	St. Louis	0-2	6.26	22	0	0	0	0	23.0	29	16	16	4	11	26	1	0
	Memphis - AAA	0-1	4.30	18	0	0	0	1	23.0	23	13	11	2	8	30	2	0
19	Cincinnati	2-0	3.66	27	0	0	0	0	32.0	27	15	13	2	13	25	0	0
	Louisville - AAA	1-1	2.08	29	0	0	0	4	39.0	28	11	9	1	18	35	1	1
Major Totals		7-13	4.02	183	0	0	0	2	181.1	167	91	81	14	62	149	2	0
Reds Totals		2-0	3.66	27	0	0	0	0	32.0	27	15	13	2	13	25	0	0
Minor Totals		30-32	3.74	132	71	2	1	8	493.0	512	235	205	35	150	412	30	3

* Led Pacific Coast League

Career Hitting

Yr	Club	AVG	G	AB	R	H	2B	3B	HR	RBI	SH	SF	HB	BB	SO	SB	CS	OBP	SLG	E
16	St. Louis	.000	59	1	0	0	0	0	0	0	1	0	0	0	1	0	0	.000	.000	2
17	St. Louis	.000	76	0	0	0	0	0	0	0	1	0	0	0	0	0	0	.000	.000	1
18	St. Louis	.000	22	1	0	0	0	0	0	0	0	0	0	0	0	0	0	.000	.000	1
19	Cincinnati	.000	27	* 1	0	0	0	0	0	0	0	0	0	0	0	0	0	.000	.000	1
Career Totals		.000	184	3	0	0	0	0	0	0	2	0	0	0	1	0	0	.000	.000	5

* Most recent plate appearance on 8/16/19 vs StL. (grounded out off Adam Wainwright)



DAVID

@DCarpenter29

RHP

CARPENTER

77

Age: 34 Ht.: 6-3 Wt.: 230 Bats: R Throws: R ML Service: 4.036

Born: 7/15/85 Birthplace: Morgantown, WV Resides: Fairmont, WV

Acquired: Was signed to a minor league contract with an invitation to Major League spring training camp, December 16, 2019.

Contract: Signed through the 2020 season and under team control through 2021.

Non-Roster

CAREER HIGHLIGHTS

- Pacific Coast League All-Star in 2011 and 2019.
- In 2013, his 1.78 ERA for the Braves was 10th-best among all National League relievers.
- Began the 2017 season in the independent Atlantic League with Bridgeport...on 7/21 was signed by the D-Backs to a 2-year minor league contract and finished that season with 10 apps at Class AA Jackson and Class AAA Reno...also pitched for Bridgeport in 2016.
- In his career made 81 apps in the independent league (2-3, 2.80, 37sv, 80.1ip, 71h, 32bb, 94k).
- Was drafted out of West Virginia University as a catcher and played that position his first 3 professional seasons...converted from catcher to pitcher in mid-season 2008, his third year.

SINGLE-SEASON CAREER HIGH STREAKS

Scoreless Streak By Game: 11 (2x), 4/20-5/11, 2014 & 5/24-6/28, 2015; **Scoreless Streak By Inning:** 12.1, 5/11-6/17, 2013; **Winning Streak:** 4g, 4/23-5/23, 2014; **Losing Streak:** 3g (2x), 7/24-9/16, 2011 & 6/7-8/20, 2014

2019 SEASON

- At Class AAA Nashville was a Pacific Coast League mid-season and post-season All-Star.
- In spring training was signed by the Rangers to a minor league contract.
- Was promoted to Tex on 5/31 and made 1 appearance, on 6/4 vs Bal, before he was designated for assignment on 6/8...2 days later was outrighted to Nashville.
- His 6/4 appearance vs the Orioles was his first in the Major Leagues since 7/5/15 for SF vs Wsh.
- Was promoted again on 8/13 and made 3 more relief apps before he was designated for assignment on 8/19...on 8/21 was outrighted to Nashville, where he spent the rest of the minor league season.
- Became a free agent following the season and on 12/16 was signed by the Reds to a minor league contract with an invitation to 2020 Major League spring training camp.

PERSONAL: Graduated from East Fairmont High School in Fairmont, West Virginia...attended West Virginia University...as a catcher in 2006 was named to the All-Big East team.

CARPENTER'S CAREER TRANSACTIONS

- Was selected by the Cardinals in the 12th round of the June 2006 first-year player draft.
- Was acquired by the Astros for IF Pedro Feliz, August 19, 2010.
- Was acquired by the Blue Jays, along with LHP J.A. Happ and RHP Brandon Lyon, for a player to be named, RHP Francisco Cordero, OF Ben Francisco, RHP Joe Musgrove, C Carlos Pérez, LHP David Rollins and RHP Asher Wojciechowski, July 20, 2012; the Blue Jays sent minor league RHP Kevin Comer to the Astros, August 16, 2012.
- Was acquired by the Red Sox, along with manager Mike Farrell, for IF Mike Aviles, October 21, 2012.
- Was claimed off waivers by the Braves, November 30, 2012.
- Was acquired by the Yankees, along with LHP Chasen Shreve, for LHP Manny Bañuelos, January 1, 2015.
- Was acquired by the Nationals for IF/OF Tony Renda, June 11, 2015.
- Was signed by the Braves to a minor league contract, December 3, 2015; was released, March 5, 2016.
- Was signed by the Rays to a minor league contract, March 11, 2016; was released, March 20, 2016.
- Was signed by the Angels to a minor league contract, May 10, 2016; was released, June 22, 2016.
- Was signed by the Rays to a minor league contract, January 26, 2017; was released, March 23, 2017.
- Was signed by Diamondbacks to a 2-year minor league contract, July 21, 2017; released, March 17, 2018.
- Was signed by the Rangers to a minor league contract, February 18, 2019.
- Was signed by the Reds to a minor league contract with an invitation to 2020 Major League spring training camp, December 16, 2019.

Career Pitching

Yr	Club	W-L	ERA	G	GS	CG	SHO	SV	IP	H	R	ER	HR	BB	SO	WP	BK
08	GCL Cardinals - R	0-0	1.04	9	0	0	0	3	8.2	9	6	1	0	6	9	1	0
	Johnson City - R	0-0	3.00	6	0	0	0	0	6.0	7	3	2	1	1	8	0	0
09	Quad Cities - A	5-3	4.28	52	0	0	0	12	67.1	61	34	32	2	36	77	1	1
10	Palm Beach - A	5-3	2.36	49	0	0	0	20	53.1	45	16	14	3	15	50	3	0
	Lancaster - A	1-1	3.52	6	0	0	0	0	7.2	8	4	3	0	4	8	1	0
11	Corpus Christi - AA	0-1	4.50	14	0	0	0	5	14.0	14	7	7	4	3	17	0	0
	Oklahoma City - AAA	0-0	0.00	19	0	0	0	9	19.0	15	0	0	0	6	21	3	0
	Houston (NL)	1-3	2.93	34	0	0	0	1	27.2	28	9	9	3	13	29	2	1
12	Houston (NL)	0-2	6.07	30	0	0	0	0	29.2	43	21	20	4	14	27	2	0
	Oklahoma City - AAA	1-0	2.08	7	0	0	0	3	8.2	7	2	2	1	0	6	0	0
	Las Vegas - AAA	0-1	3.57	16	0	0	0	1	17.2	15	8	7	1	7	19	1	0
	Toronto	0-0	30.37	3	0	0	0	0	2.2	8	10	9	1	2	4	0	0
13	Gwinnett - AAA	1-2	3.52	6	0	0	0	0	15.1	17	6	6	1	4	11	1	0
	Atlanta	4-1	1.78	56	0	0	0	0	65.2	45	13	13	5	20	74	4	0
14	Atlanta	6-4	3.54	65	0	0	0	3	61.0	61	27	24	5	16	67	1	0
	Gwinnett - AAA	0-0	0.00	2	2	0	0	0	2.0	0	0	0	0	0	4	0	0
15	New York (AL)	0-1	4.82	22	0	0	0	0	18.2	20	11	10	3	7	11	0	0
	Washington	0-0	1.50	8	0	0	0	0	6.0	5	1	1	1	2	4	1	0
	Potomac - A	0-0	9.00	1	1	0	0	0	1.0	1	1	1	0	1	0	0	0
	Harrisburg - AA	0-0	0.00	2	0	0	0	0	1.2	0	0	0	0	1	1	0	0
16	Salt Lake - AAA	1-1	7.80	15	0	0	0	0	15.0	17	13	13	2	9	18	1	0
17	Jackson - AA	0-0	10.13	3	0	0	0	0	2.2	5	3	3	0	2	2	0	0
	Reno - AAA	0-0	9.90	7	0	0	0	0	10.0	18	11	11	2	6	7	0	0
19	Nashville - AAA	2-0	1.63	39	0	0	0	21	38.2	30	8	7	3	13	42	0	0
	Texas	0-0	5.40	4	0	0	0	0	3.1	4	4	2	0	4	2	0	0
Major Totals		11-11	3.69	222	0	0	0	4	214.2	214	96	88	22	78	218	10	1
AL Totals		0-1	7.66	29	0	0	0	0	24.2	32	25	21	4	13	17	0	0
NL Totals		11-10	3.17	193	0	0	0	4	190.0	182	71	67	18	65	201	10	1
Minor Totals		16-12	3.40	253	3	0	0	74	288.2	269	122	109	20	114	300	12	1

Division Series

Yr	Club	W-L	ERA	G	GS	CG	SHO	SV	IP	H	R	ER	HR	BB	SO	WP	BK
13	Atl vs LAD	0-1	13.50	3	0	0	0	0	2.2	3	4	4	2	1	3	0	0

Career Hitting

Yr	Club	AVG	G	AB	R	H	2B	3B	HR	RBI	SH	SF	HB	BB	SO	SB	CS	OBP	SLG	E
06	State College - A	.189	37	111	6	21	4	0	0	9	1	1	3	11	38	1	1	.278	.225	2
07	GCL Cardinals - R	.000	2	1	0	0	0	0	0	0	0	0	0	1	0	0	0	.000	.000	0
	Batavia - A	.221	38	131	11	29	9	0	1	8	0	0	5	32	1	0	0	.250	.313	5
08	Quad Cities - A	.280	8	25	3	7	1	1	0	5	1	0	0	5	6	0	0	.400	.400	0
	Palm Beach - A	.175	12	40	4	7	3	0	1	3	0	1	0	1	12	0	0	.190	.325	0
11	OK City - AAA	.000	11	2	0	0	0	0	0	0	0	0	0	1	0	0	0	.000	.000	0
12	Houston	.500	33	2	0	1	0	0	0	0	0	0	0	0	0	0	0	.500	.500	0
	OK City - AAA	.000	6	1	1	0	0	0	0	0	0	0	1	0	0	0	0	.500	.000	0
13	Atlanta	.000	56	3	0	0	0	0	0	0	1	0	0	1	0	0	0	.000	.000	0
17	Reno - AAA	.000	4	1	0	0	0	0	0	0	0	0	0	0	0	0	0	.000	.000	0
Major Totals		.200	222	5	0	1	0	0	0	1	0	0	0	1	0	0	0	.200	.200	0
Minor Totals		.205	124	312	25	64	17	1	2	25	2	2	3	23	90	2	1	.265	.285	7

Only Major League hit on 6/7/12 for Hou vs STL (single off Lance Lynn), Only Major League sacrifice bunt on 7/29/13 for Atl vs Col (off Jorge De La Rosa)



CURT CASALI

@Curtcasali

C
12

Age: 31 **Ht.:** 6-2 **Wt.:** 220 **Bats:** R **Throws:** R **ML Service:** 3.151

Born: 11/9/88 **Birthplace:** Walnut Creek, CA **Resides:** Nashville, TN

Acquired: From the Tampa Bay Rays for cash, May 31, 2018.

Contract: Was signed to a 1-year contract through the 2020 season, avoiding arbitration, January 10, 2020. Under team control through 2022.

CAREER HIGHLIGHTS

- Last name is pronounced kuh-SAL-ee.
- In the 4-3 walkoff loss on 4/15/19 at Dodger Stadium became the first Reds catcher, since 1900, to start a game batting leadoff (1-4, 1 2b, 1r)...remains his only career start batting first.
- On 7/27 and 7/28, 2015 for TB vs Det became the first rookie catcher in Major League history to hit at least 2 HR in consecutive apps (off David Price 2, Anibal Sánchez, Bruce Rondón).
- In 2013 was a mid-season Florida State League All-Star and the Rays' Minor League Player of the Month for August.
- On 8/24/13 for Montgomery caught all 9 innings of RHP Victor Mateo's no-hitter.
- In 2012 was a MiLB.com Tigers Organization All-Star.

2019 SEASON

- Made his second Opening Day roster (2016 Rays).
- Established career highs in runs, hits and RBI...tied his career high in apps and walks.
- Reds pitchers went 27-30 in his starts and posted a 3.73 ERA when he caught...threw out 8-40 runners attempting to steal (20%).
- From 6/23-7/1 started 7 consecutive games, the longest streak by a Reds catcher in 2019 and the longest since Tucker Barnhart started 7 straight games from 9/20-9/27, 2017...Casali's 7-start streak was snapped on 7/2 vs Mil, when Kyle Farmer made the first start of his career at C.
- In the 4-3 walkoff loss on 4/15 at LAD became the first Reds catcher, since 1900, to start a game batting leadoff...is his only career start batting first...finished 1-for-4 (1 2b, 1r)...batted first in the order for the first time since his freshman year at New Canaan (CT) High School, though he did hit leadoff as the DH in his first exhibition appearance of 2019 spring training.
- In the 1-0 loss on 5/2 at NYM started in his 200th career appearance as a catcher.
- In the 10-2 win on 5/26 at Wrigley Field, hit his first HR of the season in his 32nd appearance...in the ninth inning hit a 2-run HR off catcher Victor Caratini.
- From 5/6-5/17 hit .368 during a career-high 6-game hitting streak (7-19, 3rbi, .429obp)
- In the 12th inning on 8/29 at Mia pinch hit and P4, snapping a 5-game hitting streak surrounding a stint on the disabled list and dating back to 7/12 (8-19, .421, 1 2b, 3hr, 9rbi, 6r, .947slg, .409obp).
- From 7/18-8/23 missed 34 games while on the 10-day injured list with a sprained medial collateral ligament in his right knee.
- On 8/9 began a rehab assignment at Louisville, but after 2 apps returned to Cincinnati with a sore left hamstring...returned to rehab on 8/20 and made 3 more apps before he was reinstated from the injured list on 8/24.

2018: On 5/31 was acquired from the Rays for cash considerations...the next day was promoted to the 25-man roster to replace C Tony Cruz, who was optioned to Louisville...spent the rest of the season with the Reds...the Reds went 16-16 in his starts behind the plate and posted a 3.52 ERA while he caught (297ip)...threw out 5-24 base runners attempting to steal (21%)...started 2 of the staff's 6 team shutouts...in addition to his 32 starts at C, made his first career apps at 1B (6g, 3gs) and at 2B (1g on 7/20 vs Pit)...on 6/2 at SD started in his first Major League game of the season...in the second inning homered off Eric Lauer to become the

2019 CATCHERS' ERA				
Catcher	GS	IP	ER	ERA
Barnhart	42-45	773.0	357	4.16
Casali	27-30	504.1	209	3.73
Farmer	2-7	81.2	62	6.83
Graterol	2-3	37.1	21	5.06
Lavarnway	2-2	41.2	19	4.10

2019 CATCHERS' CAUGHT STEALING %			
Catcher	SB	CS	%
Barnhart	41	11	21%
Casali	32	8	20%
Farmer	6	1	14%
Graterol	2	0	0%
Lavarnway	4	1	17%

first player to homer in his first Reds plate appearance since Adam Duvall on 8/31/15 at Cubs (off Justin Grimm)...in the ninth inning of the 12-1 loss on 7/20 vs Pit made his first career apps at defensive positions other than catcher...began the inning at 1B, then moved to 2B following Alex Blandino's season-ending knee injury...became the second Major League player in 2018 to make his first career apps at 2 different positions in the same game... Det's Ronny Rodriguez, in his Major League debut, played 2B & 3B on 5/31 vs LAA and then on 7/10 at TB played 1B & SS...on 1/18 was signed by the Rangers to a minor league contract...on 3/21 was released...on 3/22 was signed by the Rays to a minor league contract...prior to his 5/31 trade to the Reds spent the season at Class AAA Durham...following the season was eligible for arbitration as a Super 2...on 1/10/19 avoided arbitration by signing a 1-year contract for 2019.

MULTI-HOMER GAMES (2)	
Date	Pitchers
7/28/15 for TB vs Det	David Price 2
7/27/15 for TB vs Det ...	A. Sánchez, B. Rondón

2016: Made his first Opening Day roster and spent most of the the season with the Rays.

2015: Hit his first Major League home run on 6/17 at Wsh off Jordan Zimmerman...on 7/27 and 7/28 became the first rookie catcher in Major League history to hit at least 2 HR in consecutive apps (off David Price 2, Aníbal Sánchez, Bruce Rondón).

2014: Made his Major League debut on 7/18 at Min and in his first career plate appearance singled off Kyle Gibson.

PERSONAL: Graduated from New Canaan (CT) High School, where he played football, basketball and baseball...as a quarterback was All-State in football after leading his team to the state championship...was a high school teammate of NHL player and U.S. Olympian Max Pacioretty...hit .300 in all 4 seasons at Vanderbilt University, where he was a college teammate of Sonny Gray and Pedro Álvarez...was hosted on his campus visit by Álvarez and David Price...graduated from Vanderbilt with a degree in corporate communications... played for the 2010 Cape Cod League champion Cotuit Kettleers, where he was teammates with James McCann and C.J. Cron...his father, Lou, played quarterback at Columbia University in 1979 and 1980...one of his first youth baseball coaches was sports columnist and author Mike Lupica...follow on Twitter @Curtcasali.

CASALI'S CAREER TRANSACTIONS

- Was selected by the Tigers in the 10th round of the June 2011 first-year player draft. Was signed by Harold Zonder.
- Was acquired by the Rays for LHP Kyle Lobstein, March 25, 2013.
- On disabled list with a strained left hamstring, August 26-remainder of the season, 2015.
- Was signed by the Angels to a minor league contract, December 1, 2017. Was released January 13, 2018.
- Was signed by the Rangers to a minor league contract, January 18, 2018. Was released, March 21.
- Was signed by the Rays to a minor league contract, March 22, 2018.
- Was acquired by the Reds for cash considerations, May 31, 2018.
- On 10-day injured list with a sprained medial collateral ligament in his right knee, July 18-August 23, 2019; included rehabilitation assignments at Louisville, August 9-10 and August 20-23.

CAREER FIELDING									
Pos.	Pct.	G	PO	A	E	TC	DP	PB	
C	.994	255	1869	117	12	1988	14	12	
1B	1.000	* 10	31	5	0	36	2	-	
2B	.000	** 1	0	0	1	1	0	-	

* 3 starts (all in 2018), 4 apps in 2019; ** Only app at 2B on 7/20/18 vs Pit

Career Hitting

Yr	Club	AVG	G	AB	R	H	2B	3B	HR	RBI	SH	SF	HB	BB	SO	SB	CS	OBP	SLG	E
11	Connecticut - A	.278	10	36	7	10	2	0	1	2	0	0	2	6	5	0	0	.409	.417	0
	West Michigan - A	.227	25	75	10	17	7	0	2	14	2	1	1	13	9	0	0	.344	.400	1
12	West Michigan - A	.288	48	170	25	49	12	0	8	25	2	1	6	27	18	2	1	.402	.500	2
	Lakeland - A	.250	46	160	18	40	13	0	1	18	2	0	6	11	28	0	0	.322	.350	6
13	Charlotte - A	.267	46	165	15	44	6	1	5	22	0	0	1	18	31	1	0	.342	.406	4
	Montgomery - AA	.383	35	120	25	46	11	0	5	31	0	1	3	21	18	0	0	.483	.600	1
14	Montgomery - AA	.314	22	70	7	22	5	0	1	13	0	0	3	23	16	0	0	.500	.429	0
	Durham - AAA	.237	46	156	11	37	10	0	3	15	1	2	2	22	50	0	0	.335	.359	2
	Tampa Bay	.167	30	72	10	12	3	0	0	3	2	0	2	8	23	0	0	.268	.208	1
	Charlotte - A	.000	2	7	0	0	0	0	0	0	0	0	0	3	0	0	0	.000	.000	0
15	Durham - AAA	.205	32	112	14	23	4	0	4	13	0	0	3	17	29	1	0	.326	.348	1
	Tampa Bay	.238	38	101	13	24	6	0	10	18	1	1	2	8	34	0	0	.304	.594	1
16	Tampa Bay	.186	84	226	23	42	10	0	8	25	3	0	2	25	82	0	0	.273	.336	4
	Durham - AAA	.254	20	63	5	16	1	0	2	15	0	1	2	15	12	0	0	.407	.365	3
17	Durham - AAA	.263	85	300	36	79	10	0	5	48	1	1	4	37	65	0	0	.351	.347	2
	Tampa Bay	.333	9	9	2	3	0	0	1	3	0	1	0	3	3	0	0	.462	.667	0
18	Durham - AAA	.274	28	95	13	26	5	0	4	20	0	1	1	7	19	0	0	.327	.453	4
	Cincinnati	.293	52	140	15	41	10	0	4	16	1	1	2	12	32	0	2	.355	.450	4
19	Cincinnati	.251	84	207	24	52	9	0	8	32	0	3	1	25	59	0	0	.331	.411	3
	#Louisville - AAA	.214	5	14	1	3	0	0	1	1	0	0	0	1	3	0	0	.267	.429	0
	Major Totals	.230	297	755	87	174	38	0	31	97	7	6	9	81	233	0	2	.310	.404	13
	AL Totals	.199	161	408	48	81	19	0	19	49	6	2	6	44	142	0	0	.285	.385	6
	Reds Totals	.268	136	347	39	93	19	0	12	48	1	4	3	37	91	0	2	.340	.427	7
	Minor Totals	.267	450	1543	187	412	86	1	42	237	8	8	34	218	306	4	1	.368	.406	26
	# Injury rehab																			

SINGLE-SEASON CAREER HIGH STREAKS

Hitting Streak: 6g, 5/6-5/17, 2019; Hitless Streak: 19ab, 6/15-6/25, 2016



NICK **OF**
CASTELLANOS 2

Age: 28 Ht.: 6-4 Wt.: 203 Bats: R Throws: R ML Service: 6.029

Born: 3/4/92 Birthplace: Davie, FL Resides: Davie, FL

Acquired: Was signed to a 4-year contract through the 2023 season, January 27, 2020.

Contract: Signed through the 2023 season and under team control through 2023.

CAREER HIGHLIGHTS

- Last name is pronounced Ca-ste-yah-nos.
- Was the Tigers' first pick (44th overall) in the June 2010 draft.
- Is 1 of only 5 players in the Major Leagues to produce at least 70 extra-base hits in each of the last 3 seasons (Nolan Arenado, Mookie Betts, Francisco Lindor, J.D. Martinez).
- In 2019 became only the third right-handed batter in Major League history to produce in a season at least 55 doubles and 25 HR, joining Hall of Famers Hank Greenberg (1934) and Joe Medwick (1937).
- His 58 doubles for the Tigers and Cubs in 2019 was the 10th-highest single-season total in Major League history...became the first player to lead the Major Leagues in doubles while playing for more than 1 team.
- His 229 doubles beginning with the 2014 season tie Bos' Mookie Betts for the most of any player in the Major Leagues over the last 6 years.
- His 104 doubles in 2018 and 2019 led all Major League players.
- In 2019 led the Major Leagues in doubles and in 2017 led the American League in triples.
- Over the course of his career ranked among single-season league leaders in games (9th in 2017, 6th in 2018), hitting (9th in 2018), hits (3rd in 2018), doubles (4th in 2018, 1st in MLB in 2019), triples (1st in 2017), total bases (10th in 2017, 8th in 2018) and RBI (9th in 2017).
- In 2018 was voted Tiger of the Year by the Detroit chapter of the Baseball Writers' Association of America...was the club's Player of the Month for May, August and September.
- Was American League Player of the Week for 8/13-8/19, 2018.
- In 2017 became the sixth Tigers batter since 1913, and the first since Al Kaline in 1956, to produce at least 10 triples, 25 HR and 100 RBI.
- In 2017 was nominated for the American League Hank Aaron Award.
- In 2014 earned a spot on *Baseball America's* All-Rookie team and was named Tigers Rookie of the Year by local media.
- On 4/9/14 at Dodger Stadium hit the first home run of his career (3-run off Josh Beckett).
- From 6/5-6/7, 2014 became the first Tigers batter since at least 1914 to produce at least 3 hits in 3 consecutive apps.
- In Game 2 of the 2014 American League Division Series vs the Orioles homered off Wei-Yin Chen.
- Was named Most Valuable Player of the 2012 SiriusXM All-Star Futures game at KC's Kauffman Stadium (3 hits, HR, 3 RBI).
- In 2013 led the International League in doubles and runs...entered that season the Tigers' No. 1 prospect.
- In 2011 was the Tigers organization's Minor League Player of the Year.

2019 SEASON

- At the 7/31 deadline was traded from the Tigers to the Cubs for minor leaguers RHP Alex Lange and RHP Paul Richan.
- In 151 apps for the Tigers and Cubs hit .289 with 58 doubles, 3 triples, 27 HR, 73 RBI and 100 runs scored.
- Became only the third right-handed batter in Major League history to produce in a season at least 55 doubles and 25 HR, joining Hall of Famers Hank Greenberg (1934) and Joe Medwick (1937).

SINGLE-SEASON DOUBLES LEADERS

Earl Webb, BosA	67	1931
Joe Medwick, StLN	64	1936
George H. Burns, Cle	64	1926
Hank Greenberg, Det	63	1934
Paul Waner, Pit	63	1932
Charlie Gehringer, Det	60	1936
Todd Helton, Col	59	2000
Chuck Klein, Pit	59	1930
Tris Speaker, Cle	59	1923
Nick Castellanos	58	2019

Courtesy @EliasSports

DOUBLES LEADERS, 2014-2019

Nick Castellanos	* 229
Mookie Betts	229
Freddie Freeman	226
Xander Bogaerts	226
José Altuve	224
Nolan Arenado	224
Anthony Rendon	222
José Abreu	218
Daniel Murphy	215
Nick Markakis	210
Matt Carpenter	206
Paul Goldschmidt	204
Charlie Blackmon	201

In that span, Joey Votto ranks T32nd with 177
* 104 doubles in 2018-2019 led all ML players

- Established career highs in doubles, HR and runs scored.
- Led the Major Leagues with 58 doubles in becoming only the 10th players in Major League history to produce that many in a season.
- Became the first player to lead the Major Leagues in doubles while playing for more than 1 team.
- Ranked second in the Major Leagues with 88 extra-base hits (Bos' Rafael Devers, 90).
- In his last 51 apps of the season beginning 8/1, led the National League in doubles (21) and led the Cubs in hits (68), doubles, HR (16) and runs scored (43).
- Became only the fourth player to hit at least 8 HR in his first 20 apps as a Cub, joining Hank Sauer (9hr, 1949), Mandy Brooks (8hr, 1925) and Donnie Murphy (8hr, 2013).
- His 11 home runs in August were the most by a Cubs batter for that month since Sammy Sosa's 11 HR in August 2002.
- His 12 first-inning home runs were second in the majors to Eugenio Suárez, who hit a club-record 15 HR in the first inning.
- From 8/18-8/21 became the first player in Cubs history to homer in the first inning in 3 consecutive apps.
- Made 136 starts in right field and 4 starts in left field, all for Chi.

PERSONAL: As a senior at Archbishop McCarthy High School in Southwest Ranches, Florida was the state's 2010 Gatorade Player of the Year (.542, 8 2b, 3 3b, 6hr, 41rbi, 22sb, 34r) and a *Baseball America* second-team High School All-American.

GRAND SLAMS (4)	
Date	Pitcher
7/1/18 for Det at Tor	J.A. Happ
9/8/17 for Det at Tor	Marcus Stroman
8/19/15 for Det at Chc	Jon Lester
7/22/15 for Det vs Sea.....	Mike Montgomery
MULTI-HOMER GAMES (6)	
Date	Pitchers
8/30/19 for Chc vs Mil.....	Chase Anderson
8/8/19 for Chc at Cin.....	A.Wood, Gausman
6/16/18 for Det at Chw.....	Lucas Giolito
8/22/17 for Det vs NYY	Tanaka, Shreve
7/18/17 for Det at KC.....	T.Wood, Minor
8/19/15 for Det at Chc	Jon Lester
WALKOFF HOME RUNS (1)	
Date (Inning)	Pitcher
7/21/19 for Det vs Tor (10)	Tim Lincecum
INSIDE-THE-PARK HR (1)	
Date	Pitcher
8/22/17 for Det vs NYY	Chasen Shreve
CONSECUTIVE GAMES (MINIMUM 3)	
Date	Dates
3 straight games for Chc	8/18-8/21, 2019
3 straight games for Det	7/4-7/7, 2016

CASTELLANOS' CAREER TRANSACTIONS

- Was selected by the Tigers in the supplemental first round (44th overall) of the June 2010 first-year player draft. Was signed by Rolando Casanova.
- On disabled list with a fractured fifth metacarpal of his left hand, August 7-September 26, 2016.
- Was acquired by the Cubs for minor leaguers RHP Alex Lange and RHP Paul Richan, July 31, 2019.
- Was signed by the Reds to a 4-year contract through the 2023 season, January 27, 2020.

CAREER FIELDING									
Pos.	Pct.	G	PO	A	E	TC	DP	PB	
3B	.955	*527	310	847	54	1211	82	-	
LF	1.000	20	13	0	0	13	0	-	
RF	.990	300	594	16	6	616	1	-	

* Last played 3B on 9/30/17 for Det at Min

Career Hitting

Yr	Club	AVG	G	AB	R	H	2B	3B	HR	RBI	SH	SF	HB	BB	SO	SB	CS	OBP	SLG	E
10	GCL Tigers - R	.333	7	24	5	8	2	0	0	3	0	1	0	4	5	0	1	.414	.417	3
11	West Michigan - A	.312	*135	507	65	*158	36	3	7	76	1	6	3	45	130	3	2	.367	.436	23
12	Lakeland - A	.405	55	215	37	87	17	3	3	32	0	3	3	22	42	3	2	.461	.553	13
	Erie - AA	.264	79	322	35	85	15	1	7	25	0	3	2	14	76	5	4	.296	.382	4
13	Toledo - AAA	.276	134	533	*81	147	*37	1	18	76	0	5	3	54	100	4	1	.343	.450	3
	Detroit	.278	11	18	1	5	0	0	0	0	0	0	0	0	1	0	0	.278	.278	0
14	Detroit	.259	148	533	50	138	31	4	11	66	0	7	3	36	140	2	2	.306	.394	15
15	Detroit	.255	154	549	42	140	33	6	15	73	0	6	1	39	152	0	3	.303	.419	12
16	Detroit	.285	110	411	54	117	25	4	18	58	0	5	3	28	111	1	1	.331	.496	9
17	Detroit	.272	157	614	73	167	36	10	26	101	0	5	5	41	142	4	5	.320	.490	19
18	Detroit	.298	157	620	88	185	46	5	23	89	0	3	6	49	151	2	1	.354	.500	3
19	Detroit	.273	100	403	57	110	^37	3	11	37	0	2	3	31	96	2	1	.328	.462	2
	Chicago (NL)	.321	51	212	43	68	^21	0	16	36	0	1	2	10	47	0	1	.356	.646	0
Major Totals		.277	888	3360	408	930	229	32	120	460	0	29	23	234	840	11	14	.326	.471	60
AL Totals		.274	837	3148	365	862	208	32	104	424	0	28	21	224	793	11	13	.324	.459	60
NL Totals		.321	51	212	43	68	21	0	16	36	0	1	2	10	47	0	1	.356	.646	0
Minor Totals		.303	410	1601	223	485	107	8	35	212	1	18	11	139	353	15	10	.359	.445	46

* Led League, ^ In 2019 led the Major Leagues in doubles (58)

Division Series Record

Yr	Club, Opponent	AVG	G	AB	R	H	2B	3B	HR	RBI	SH	SF	HB	BB	SO	SB	CS	OBP	SLG	E
14	Det vs Bal	.100	3	10	1	1	0	0	1	1	0	0	0	2	1	0	0	.250	.400	0

SINGLE-SEASON CAREER HIGH STREAKS
Hitting Streak: 17g, 9/3-9/20, 2017; **Hitless Streak:** 20ab, 7/22-7/26, 2017



LUIS CASTILLO

RHP

58

Age: 27 Ht.: 6-2 Wt.: 200 Bats: R Throws: R ML Service: 2.101

Born: 12/12/92 Birthplace: Bani, DR Resides: Bani, DR

Acquired: From the Marlins, along with RHP Austin Brice and minor league OF Isaiah White, for RHP Dan Straily, January 19, 2017.

Contract: Signed through the 2020 season and under team control through 2023.

CAREER HIGHLIGHTS

- Over the last 3 seasons led the Reds' pitching staff in wins (28), starts (78), IP (449.2) and strikeouts (489).
- In 2019 was the Reds' Opening Day starting pitcher, a National League All-Star and the NL's Pitcher of the Month for March/April.
- In 2019 averaged 10.57 strikeouts per 9 innings, the highest ratio in Reds history for pitchers with a minimum of 125 innings.
- In 2019, Castillo (226 strikeouts) and Sonny Gray (205) became the first Reds teammates to each record at least 200 strikeouts in the same year...their strikeout ratios of 10.67 and 10.52 per 9 innings, respectively, were the highest in Reds history for pitchers with at least 125 innings.
- Per *Baseball America*, in 2019 his changeup was voted by managers, scouts and executives the best in the National League.
- Was the Reds' Minor League Pitcher of the Month for June 2017.
- When acquired by the Reds in January 2017 was rated by *Baseball America* the second-best prospect in the Marlins' system and by MLB.com their fifth-best prospect.
- In 2016 was Marlins Minor League Pitcher of the Year, Florida State League Pitcher of the Year, a *Baseball America* High Class A All-Star, an MiLB.com Organizational All-Star, FSL mid-season All-Star and Marlins Minor League Pitcher of the Month for May.

2019 SEASON

- In his third Major League season at just 26 years old, was the Reds' Opening Day starting pitcher and a National League All-Star...elected by his peers, joined Sonny Gray as the first Reds starting pitchers named to the All-Star team since Johnny Cueto and Alfredo Simon in 2014.
- Was National League Pitcher of the Month for March/April (7gs, 3-1, 1.45) after ranking second in the NL and third in the Major Leagues in ERA, second in the NL and sixth in the majors in strikeouts (50) and third in the NL and 6th in the majors in innings pitched (43.1)...was the first Reds pitcher to win the monthly award since LHP Denny Neagle in September 1999 and the first Reds righthanded starter recognized since Jose Rijo

200-STRIKEOUT SEASONS, REDS PITCHERS

Mario Soto	274	1982
Jim Maloney	265	1963
Jim Maloney	244	1965
Johnny Cueto	242	2014
Mario Soto	242	1983
Noodles Hahn	239	1901
Jose Rijo	227	1993
Luis Castillo	* 226	2019
Tom Seaver	226	1978
Aaron Harang	218	2007
Aaron Harang	216	2006
Jim Maloney	216	1966
Mario Soto	214	1985
Jim Maloney	214	1964
Gary Nolan	206	1967
Edinson Volquez	206	2008
Sonny Gray	* 205	2019
Johnny Vander Meer	202	1941

* Career highs

8 STRIKEOUTS & 2 HITS

Since the distance from the pitching rubber to home plate was set at 60 feet, 6 inches in 1893, only 3 times in Major League history has a pitcher made **3 consecutive starts** in a season with **at least 8 strikeouts** and **no more than 2 hits allowed** in each game (list below)...**Luis Castillo's streak**, to open the 2019 season, was snapped in the 4-3 walkoff loss on 4/15 at LAD (5ip, 4h, 2er, 5bb, 7k)...no pitcher ever has done it in 4 consecutive starts.

Luis Castillo, Cin	3/28-4/9, 2019
Randy Johnson, Sea	6/2-6/13, 1997
Rube Marquard, NYG	8/24-9/1, 1911

5 IP, 2 H, 2 R

RHP Luis Castillo 8 times in 2019 pitched at least **5.0 innings** with **2 or fewer hits** and **2 or fewer runs**, a franchise single-season record for such starts (list below).

Luis Castillo	8, 2019	Jim Maloney	4, 1969
Homer Bailey	4, 2013	Jim Maloney	4, 1965
Jack Armstrong	4, 1988	Jake Weimer	4, 1907

Lists courtesy @EliasSports

in September 1992.

- Averaged 10.57 strikeouts per 9 innings, the highest ratio in Reds history for pitchers with a minimum of 125 innings.
- Ranked among the National League leaders in opponents' BA (.202, 3rd), wins (5th), ERA (12th), innings pitched (10th), strikeouts (9th), strikeouts per 9 innings (10.67, 6th) and starts (T8th).
- Became the first Reds pitcher with 15 wins in a season since Johnny Cueto (20-9) and Alfredo Simon (15-10) each did it in 2014.
- Castillo (26) and Sonny Gray (205) became the first Reds teammates to each record at least 200 strikeouts in the same year...their strikeout ratios of 10.67 and 10.52 per 9 innings, respectively, were the highest in Reds history for pitchers with at least 125 innings.
- Led the team in wins, starts, quality starts (20), innings pitched and strikeouts, all career highs.
- In his first career Opening Day start was the victim of a blown save in the 5-3 win vs Pit (5.2ip, 2h, 1er, 3bb, 8k)...became the fifth straight different Opening Day starter for the Reds (Johnny Cueto 2012-2015, Raisel Iglesias 2016, Scott Feldman in 2017, Homer Bailey in 2018)...is the longest stretch of different Opening Day starting pitchers since a 6-year stretch from 2001-2006 (Pete Harnisch 2000-2001, Joey Hamilton 2002, Jimmy Haynes 2003, Cory Lidle 2004, Paul Wilson 2005, Aaron Harang 2006).
- Produced 8 starts in which he threw at least 5.0 innings while allowing 2 hits or fewer and 2 runs or fewer, a single-season franchise record.
- Began the season 1-1, 0.92 in his first 3 starts (19.2ip, 5h, 2er, 8bb, 25k)...since the distance from the pitching rubber to home plate was set at 60 feet, 6 inches in 1893, only 3 times in Major League history has a pitcher made 3 consecutive starts in a season with at least 8 strikeouts and no more than 2 hits allowed in each game (Sea's Randy Johnson, 1997 & NYG's Rube Marquart, 1911)...Castillo's streak, to open this season, was snapped in the 4-3 walkoff loss on 4/15 at LAD (5ip, 4h, 2er, 5bb, 7k).
- Over 13 apps from 4/9-6/17 produced a career-high 7-game winning streak (7-0, 2.40)...was the longest winning streak by a Reds pitcher in 2019.
- On 4/20 at SD recorded his 300th career strikeout (Manny Machado).
- In the third inning on 7/15 at Wrigley Field allowed a 2-out, solo HR to Kyle Schwarber than snapped his career-high scoreless streak at 14.2 innings.
- In his 7-4 win on 8/5 vs LAA, his career-high 13 strikeouts were the most by a Reds pitcher since Raisel Iglesias had 13 strikeouts on 8/23/15 vs Ari and the most by a Reds pitcher in 2019.
- In the second inning of his 2-0 loss on 9/7 vs Ari recorded his 200th strikeout of the season (Josh Rojas).
- In the National League's 4-3 All-Star Game loss at Cle's Progressive Field, threw a perfect fourth inning (Carlos Santana K, J.D. Martinez K, Alex Bregman 4-3).
- Per *Baseball America*, his changeup was voted by managers, scouts and executives the best in the National League.

STRIKEOUTS PER 9 INNINGS, REDS HISTORY					
Pitcher	Year	Ratio	K	IP	
Luis Castillo	2019	10.67	226	190.2	
Sonny Gray	2019	10.52	205	175.1	
Mario Soto	1982	9.57	274	257.2	
Minimum 125 innings pitched, Courtesy @EliasSports					

2018: At 25 years old and in just his second Major League season led the staff in wins, losses, starts, quality starts (11), innings pitched and strikeouts...after the All-Star Game break, his 2.44 ERA over 11 starts was fifth-best in the National League and ninth-lowest in the Major Leagues...received votes for the National League Pitcher of the Month Award for September after producing a 3-1 record while tying for the Major League lead with a 1.09 ERA...in his last 3 starts of the season went 2-0, 0.84 (21.1ip, 13h, 2er, 6bb, 6k, 1hr) and finished the year with a career-high 10.0-inning scoreless streak over his 2 final starts...his season-high 3-game winning streak from 5/8-5/24 (4gs, 3-0, 2.78) was the first winning streak of his career...in his 4-0 win on 9/1 at StL recorded 11 strikeouts, the second-highest total by a Reds pitcher in a game in 2018 (Tyler Mahle, 12k, 6/30 vs Mil)...in the 10-inning, 1-0 loss on 9/21 at Mia, his final start of the season, didn't allow a run in 8.1 innings...was a career high for innings pitched in a game and the longest outing by a Reds pitcher in 2018.

2017: Led National League rookies in ERA and opponents' batting average (.202) while ranking eighth among rookies in strikeouts...was the organization's Minor League Pitcher of the Month for June (4gs, 3-1, 1.42, 1cg at Pensacola)...the Reds went 7-8 in his 15 starts...with 8 quality starts ranked second on the staff behind Scott Feldman's 9 QS...produced all 8 quality starts in his last 12 apps beginning 7/8 (3-6, 2.84), including

10-STRIKEOUT GAMES (8)	
Date	Strikeouts
8/5/19 vs LAA (7ip)	13
8/27/19 at Mia (6ip)	11
5/10/19 at SF (6ip)	11
9/1/18 at StL (6.2ip)	11
9/7/19 vs Ari (7.2ip)	10
7/15/19 at Chc (6ip)	10
6/9/18 vs StL (6ip)	10
9/6/17 vs Mil (8ip)	10

6 QS in his last 8 apps beginning 7/30 (2-3, 2.37)...beginning 7/8 and among pitchers with at least 12 starts, his 2.84 ERA ranked seventh in the Major Leagues behind Corey Kluber (1.79), Justin Verlander (1.92), Kyle Hendricks (2.19), Luis Severino (2.40), Jake Arrieta (2.48) & Marcus Stroman (2.73)...beginning 7/30 and among pitchers with at least 8 starts, his 2.37 ERA ranked seventh in the Major Leagues behind Stephen Strasburg (0.84), Corey Kluber (1.42), Justin Verlander (1.65), Kyle Hendricks (2.23), Jake Arrieta (2.27) and Robbie Ray (2.28)...began the season at Pensacola and made 14 starts there before he was promoted on 6/23 to start at Wsh...joined the rotation along with RHP Homer Bailey to fill the

spots in the rotation previously occupied by RHP Asher Wojciechowski (DFA) and RHP Bronson Arroyo (disabled)...spent the rest of the season with the Reds...in each of his first 2 career starts was the victim of a blown save...left his Major League debut with a 5-2 lead over Wsh and left the 4-3 win on 6/28 vs Mil with a 3-2 lead...in his debut on 6/23 at Wsh, thanks to a 5-hit, 4-run top of the first inning made his first career plate appearance (groundout) before he threw his first career pitch...struck out his first batter (Trea Turner) and allowed a home run to his second (Brian Goodwin)...his Major League debut was his first professional appearance above Class AA...earned his first career win in his fourth start, on 7/8 at Ari (7-0 win, 6.2ip, 3h, 1bb, 8k)...on 7/20 vs Ari singled off Patrick Corbin for his first career hit.

MINOR LEAGUES

2016: Was Marlins Minor League Pitcher of the Year, Florida State League Pitcher of the Year, a *Baseball America* High Class A All-Star and an MiLB.com Marlins Organizational All-Star...also was Marlins Minor League Pitcher of the Month for May (5g, 4gs, 2-1, 1.67) and a Florida State League mid-season All-Star...led the Florida State League in ERA (2.07) and opponents' BA (.219)...on 7/29 was included as part of Mia's trade with SD that also sent RHP Jarred Cosart, RHP Carter Capps and 1B Josh Naylor to the Padres for RHP Andrew Cashner, RHP Colin Rea and RHP Tayron Guerrero...after Rea experienced right elbow issues following his lone start with Mia, the Padres and Marlins agreed to restructure part of the trade...on 8/1 Castillo was returned to the Marlins for Rea...**2013:** Led the Dominican Summer League in saves (20) and tied for league lead in games finished (24).

CASTILLO'S CAREER TRANSACTIONS

- Was signed by the Giants as a non-drafted free agent, December 23, 2011.
- Was acquired by the Marlins, along with RHP Kendry Flores, for IF Casey McGehee, December 20, 2014.
- Was acquired by the Padres, along with RHP Jarred Cosart, RHP Carter Capps and 1B Josh Naylor, for RHP Andrew Cashner, RHP Colin Rea and RHP Tayron Guerrero, July 29, 2016.
- Was acquired by the Marlins for RHP Colin Rea, August 1, 2016.
- Was acquired by the Reds, along with RHP Austin Brice and minor league OF Isaiah White, for RHP Dan Straily, January 19, 2017.

Career Pitching

Yr	Club	W-L	ERA	G	GS	CG	SHO	SV	IP	H	R	ER	HR	BB	SO	WP	BK
12	DSL Giants - R	1-3	3.31	19	0	0	0	2	54.1	47	25	20	1	22	47	7	1
13	DSL Giants - R	0-1	0.64	27	0	0	0	*20	28.1	15	5	2	0	3	34	3	0
14	Augusta - A	2-2	3.07	48	0	0	0	10	58.2	56	23	20	6	25	66	3	0
15	Greensboro - A	4-3	2.98	25	7	0	0	4	63.1	59	25	21	1	19	63	2	0
	Jupiter - A	2-3	3.50	10	9	0	0	0	43.2	44	17	17	3	14	31	3	0
16	Jupiter - A	8-4	*2.07	23	21	1	0	0	117.2	95	29	27	2	18	91	3	0
	Jacksonville - AA	0-2	3.86	3	3	0	0	0	14.0	12	9	6	1	7	12	3	0
17	Pensacola - AA	4-4	2.58	14	14	1	0	0	80.1	68	24	23	5	13	81	3	1
	Cincinnati	3-7	[^] 3.12	15	15	0	0	0	89.1	64	32	31	11	32	98	2	1
18	Cincinnati	10-12	4.30	31	31	0	0	0	169.2	158	89	81	28	49	165	4	2
19	Cincinnati	15-8	3.40	32	32	0	0	0	190.2	139	76	72	22	79	226	5	*3
Major Totals		28-27	3.68	78	78	0	0	0	449.2	361	197	184	61	160	489	11	6
Minor Totals		21-22	2.66	169	54	2	0	36	460.1	396	157	136	19	121	425	27	2

* Led league. In 2016 also led Florida State League in opponents' BA (.219), ^ Led National League rookies in ERA and opponents' BA (.202)

All-Star Record

Yr	Club, Site	W-L	ERA	G	GS	CG	SHO	SV	IP	H	R	ER	HR	BB	SO	WP	BK
19	NL, Cleveland	0-0	0.00	1	0	0	0	0	*1.0	0	0	0	0	0	2	0	0

* Carlos Santana struck out, J.D. Martinez struck out, Alex Bregman grounded out 4-3

Career Hitting

Yr	Club	AVG	G	AB	R	H	2B	3B	HR	RBI	SH	SF	HB	BB	SO	SB	CS	OBP	SLG	E
17	Cincinnati	.069	15	29	0	2	0	0	0	1	3	0	0	1	11	0	0	.100	.069	0
18	Cincinnati	.102	31	59	4	6	1	0	0	2	4	0	0	2	23	0	0	.131	.119	0
19	Cincinnati	.097	32	62	3	6	1	0	0	0	4	0	0	0	32	0	0	.097	.113	1
Career Totals		.093	78	150	7	14	2	0	0	3	11	0	0	3	66	0	0	.111	.107	1

SINGLE-SEASON CAREER HIGH STREAKS

Scoreless Streak By Game: None; Scoreless Streak By Inning: 14.2, 6/29-7/15, 2019;

Winning Streak: 7g, 4/9-6/17, 2019; Losing Streak: 4g, 5/29-6/16, 2018



CHRISTIAN COLÓN

@C24Colon

INF

29

Age: 30 Ht.: 5-10 Wt.: 215 Bats: R Throws: R ML Service: 2.109

Born: 5/14/89 Birthplace: Cayey, Puerto Rico Resides: Peoria, AZ

Acquired: Was signed to minor league contracts with invitations to Major League spring training camps, December 2, 2018 & November 17, 2019.

Contract: Signed through the 2020 season and under team control through 2023.

Non-Roster

CAREER HIGHLIGHTS

- Was selected by the Royals in the first round (4th overall) of the June 2010 first-year player draft and was a member of their 2015 World Series championship team.
- Was on the Royals' Opening Day roster for 3 straight years from 2015-2017.
- Has 2 career hits in the Postseason, both in the 12th inning of clinching games.
- In the 12th inning of the deciding Game 5 of the 2015 World Series vs the Mets at Citi Field, his RBI-single produced the go-ahead winning run for the Royals.
- In the 12th inning of the 2013 American League Wild Card game at Oak, produced an RBI-infield single that tied the game and then scored the go-ahead winning run for the Royals.
- In 2011 and 2014 was an MiLB.com Royals Organization All-Star.
- In 2013 was named Omaha's Player of the Year after helping the club to Pacific Coast League and Triple-A championships.
- In 2012 was a Texas League All-Star and Northwest Arkansas' Player of the Year...that off-season, while playing for Ponce, was the Puerto Rico Winter League's Rookie of the Year.
- In 2011, after his first full professional season, was an Arizona Fall League Rising Star.

SINGLE-SEASON CAREER HIGH STREAKS

Hitting Streak: 8g, 4/21-5/3, 2015; Hitless Streak: 13ab, 8/24-9/10, 2016

2019 SEASON

- Spent the minor league season at Louisville, where he ranked among the International League leaders in games played (1st), times caught stealing (1st), stolen bases (2nd), hits (2nd), doubles (2nd), total bases (220, 10th), hitting (12th), on-base percentage (.372, 12th), extra-base hits (49, 15th), walks (T16th) and RBI (T17th).
- Led the Bats in hitting, OBP (.372), hits, doubles, walks and stolen bases.
- Joined the Reds in Chicago on 9/16, after the roster was hit by injury and illness.
- Made 6 of his 8 apps for the Reds as a pinch hitter...in his other 2 apps pinch hit and remained in the game at 2B...reached base in 5 of his 8 pinch-hit plate apps (3h, 2hbp, 1rbi).
- In the third inning of the 8-2 loss on 9/16 at Cubs, pinch hit in his first Major League appearance since 6/20/17 for Mia vs Wsh...was hit by Cole Hamels' first pitch and on Curt Casali's bases-loaded walk scored the Reds' first run of the game.
- In the 3-2 win on 9/21 vs NYM, pinch hit with 2 outs in the eighth inning and produced an RBI-single off Seth Lugo that snapped the 2-2 tie...was his first RBI since 9/15/16 for KC vs Oak.
- Was 1 of 3 minor league players with at least 35 doubles and 20 stolen bases, joining LAD's Jeter Downs (35 2B, 24 SB) and ChiA's Ian Dawkins (38 2B, 23 SB).
- His 37 doubles were fourth-most in a season in Louisville franchise history and third-most in Reds affiliation history (Brady Clark, 41 in 2000; Raul Gonzalez, 39 in 2001).
- Is 1 of only 3 players in Louisville history to record at least 30 doubles and 20 stolen bases in a season (Zack Cozart, 2010 & Brian O'Grady, 2019).
- Had 12 sacrifice flies, a Louisville single-season record (11, Wladimir Balentien, 2010).
- For the Bats played 1B (6g, 2gs), 2B (7g, 6gs), 3B (15g, 15gs) and SS (105g, 103gs).
- Was a non-roster invitee to 2019 Major League spring training camp...wore #77 in Goodyear.
- Became a free agent but on 11/17 was re-signed by the Reds to a minor league contract with an invitation to 2020 Major League spring training camp.

2018: Spent the season with the Class AAA affiliates of the Braves and Mets...in 98 apps at Gwinnett and Las Vegas combined to hit .288 with 29 extra-base hits, 41 RBI and 12 steals...in December 2017 was signed by the Braves to a minor league contract with an invitation to 2018 Major League spring training camp...began the minor league season at Gwinnett, where he made 16 apps until he was released on 5/9...on 5/18 was signed by the Mets to a minor league contract and spent the rest of the season at Las Vegas...became a free agent following the season...on 12/2 was signed by the Reds to a minor league contract with an invitation to 2019 Major League spring training camp.

2017: Began the season on the Royals' Opening Day roster, but on 5/16 was claimed off waivers by the Marlins...overall made 24 Major League apps, his last on 6/20 vs the Nationals.

2016: Made his second consecutive Opening Day roster...started 29 games at 2B and 10 games at 3B over 3 stints with the Royals...on 9/15 vs Oak produced his first career HR in his 293rd at bat (3-run off Dillon Overton).

2014: In his Major League debut made 21 apps during 3 stints with the Royals...on 7/1 at Min made his Major League debut as a pinch hitter, then played shortstop...on 7/4 at Cle made his first career start, played 2B and produced 2 doubles (off Josh Tomlin, John Axford) and a triple (off Tomlin)...became only the second Royals batter ever with 3 extra-base hits in his first Major League start, joining Mark Quinn, who homered twice and doubled on 9/14/1999 vs the Angels.

MINOR LEAGUES

2013: Was Class AAA Omaha's Player of the Year after helping lead the Storm Chasers to Pacific Coast League and Triple-A championships...following the season hit .284 for Ponce in the Puerto Rico Winter League...**2012:** In just his second full season was a Texas League All-Star and Northwest Arkansas' Player of the Year...following the season was Rookie of the Year in the Puerto Rico Winter League (39g, .301, 13sb).

PERSONAL: Because of his father's job commitments attended 3 high schools, but graduated from Canyon High in Anaheim, CA...was Most Valuable Player of the 2006 Aflac All-American High School Baseball Classic...was drafted by the Padres in the 10th round of the June 2007 draft but elected to attend Cal State-Fullerton...in 2008 at CSF, hit .329 and was named a freshman All-American by *Baseball America*, Collegiate Baseball and Rivals.com...as a sophomore, hit .357 with 8 HR and 40 RBI to earn *Baseball America* and NCBWA second team All-American honors...in 2008 helped lead Team USA's national collegiate squad to a 24-0 record, including 8-0 at the FISU World Championships...follow on Twitter @C24Colon.

COLÓN'S CAREER TRANSACTIONS

- Was selected by the Padres in the 10th round of the June 2007 first-year player draft. Did not sign.
- Was selected by the Royals in the first round (4th overall) of the June 2010 first-year player draft. Was signed by Scott Groot.
- On Northwest Arkansas' disabled list, June 16-July 24, 2012; included a rehabilitation assignment at AZL Royals, July 16-24.
- On Omaha's disabled list with a right eye injury, August 14-remainder of the season, 2012.
- On Kansas City's disabled list with a fractured distal tip on the middle finger of his right hand, September 7-27, 2014.
- Was claimed off waivers by the Marlins, May 16, 2017.
- Was signed by the Braves to a minor league contract, December 4, 2017; was released May 9, 2018.
- Was signed by the Mets to a minor league contract, May 18, 2018.
- Was signed by the Reds to a minor league contract with an invitation to 2019 Major League spring training camp, December 2, 2018.
- Was re-signed by the Reds to a minor league contract with an invitation to 2020 Major League spring training camp, November 17, 2019.

CAREER FIELDING

Pos.	Pct.	G	PO	A	E	TC	DP	PB
2B	1.000	70	93	173	0	266	39	-
3B	.938	38	25	50	5	80	5	-
SS	.960	27	21	51	3	75	9	-

Career Hitting

Yr	Club	AVG	G	AB	R	H	2B	3B	HR	RBI	SH	SF	HB	BB	SO	SB	CS	OBP	SLG	E
10	Wilmington - A	.278	60	245	38	68	12	2	3	30	4	3	6	13	33	2	4	.326	.380	17
11	NW Arkansas - AA	.257	127	491	69	126	14	2	8	61	*21	4	6	46	51	17	7	.325	.342	18
12	AZL Royals - R	.364	7	22	6	8	3	0	0	4	0	0	1	4	0	1	1	.481	.500	1
	Omaha - AAA	.412	5	17	4	7	1	0	1	5	0	2	0	2	1	0	0	.429	.647	0
	NW Arkansas - AA	.289	73	273	33	79	9	2	5	27	7	2	2	31	27	12	6	.364	.392	17
13	Omaha - AAA	.273	131	512	72	140	12	3	12	58	15	2	7	41	57	15	4	.335	.379	17
14	Kansas City	.333	21	45	8	15	5	1	0	6	1	0	0	3	4	2	0	.375	.489	2
	Omaha - AAA	.311	86	344	55	107	18	0	8	47	6	5	3	30	29	15	4	.366	.433	7
	NW Arkansas - AA	.250	2	8	1	2	1	0	0	0	0	0	0	1	2	1	0	.333	.375	0
15	Kansas City	.290	43	107	8	31	5	0	0	6	1	0	0	11	17	3	2	.356	.336	5
	Omaha - AAA	.281	51	192	19	54	9	0	1	17	2	1	1	21	18	8	2	.353	.344	5
16	Kansas City	.231	54	147	13	34	6	0	1	13	1	0	2	11	31	0	1	.294	.293	1
	Omaha - AAA	.273	19	77	9	21	5	0	1	5	1	0	1	6	11	2	0	.333	.377	3
17	Kansas City	.176	7	17	1	3	0	0	0	0	1	0	0	1	3	0	0	.222	.176	0
	Miami	.152	17	33	3	5	1	0	0	0	1	0	0	4	7	0	0	.243	.182	0
	New Orleans - AAA	.302	49	149	17	45	8	0	1	13	8	1	3	16	26	6	3	.379	.376	3
18	Las Vegas - AAA	.304	82	270	44	82	22	1	6	38	0	1	6	36	30	11	5	.396	.459	10
	Gwinnett - AAA	.204	16	49	3	10	0	0	0	3	1	0	1	4	8	1	0	.278	.204	2
19	Louisville - AAA	.300	*136	497	63	149	37	2	10	70	9	12	7	57	58	24	*13	.372	.443	11
	Cincinnati	.500	8	6	1	3	0	0	0	1	0	0	2	0	0	0	0	.625	.500	0
	Major Totals	.256	150	355	34	91	17	1	1	26	5	0	4	30	62	5	3	.321	.318	8
	AL Totals	.263	125	316	30	83	16	1	1	25	4	0	2	26	55	5	3	.323	.329	8
	NL Totals	.205	25	39	4	8	1	0	0	1	1	0	2	4	7	0	0	.311	.231	0
	Reds Totals	.500	8	6	1	3	0	0	0	1	0	0	2	0	0	0	0	.625	.500	0
	Minor Totals	.285	844	3146	433	898	151	12	56	378	74	33	44	308	351	115	49	.354	.394	111

* Led league

Wild Card Record

Yr	Club, Opponent	AVG	G	AB	R	H	2B	3B	HR	RBI	SH	SF	HB	BB	SO	SB	CS	OBP	SLG	E
14	KC at Oak	1.000	1	1	1	1	0	0	0	1	1	0	0	0	0	1	0	1.000	1.000	0

League Championship Series Record

Yr	Club, Opponent	AVG	G	AB	R	H	2B	3B	HR	RBI	SH	SF	HB	BB	SO	SB	CS	OBP	SLG	E
14	KC vs Bal	---	1	0	0	0	0	0	0	0	0	0	0	0	0	0	0	---	---	0

World Series Record

Yr	Club, Opponent	AVG	G	AB	R	H	2B	3B	HR	RBI	SH	SF	HB	BB	SO	SB	CS	OBP	SLG	E
15	KC vs NYM	1.000	1	1	1	1	0	0	0	1	0	0	0	0	0	0	0	1.000	1.000	0



MATT

DAVIDSON

@matt_davidson24

INF

64

Age: 29 Ht.: 6-3 Wt.: 230 Bats: R Throws: R ML Service: 2.145

Born: 3/26/91 Birthplace: Yucaipa, CA Resides: Peoria, AZ

Acquired: Was signed to a minor league contract with an invitation to Major League spring training camp, January 2, 2020.

Contract: Signed through the 2020 season and under team control through 2023.

Non-Roster

CAREER HIGHLIGHTS

- Was selected by the Diamondbacks in the supplemental first round (35th overall) of the June 2009 first-year player draft... was signed by Jeff Mousser...was rated by *Baseball America* the third-best high school power hitter in that draft.
- In 2018 had 20 HR and 3 pitching apps for the White Sox, joining Babe Ruth (1919) and Shohei Ohtani (2018) as the only players in Major League history with at least 20 homers and 3 pitching apps in a season.
- Since the introduction of the designated hitter in 1973, in that 2018 season became only the 12th position player (13th time) to make at least 3 pitching apps in a season.
- In 2018 hit 7 of his 20 HR at KC's Kauffman Stadium, the most in a season by an opponent in the 46-year history of that ballpark.
- In a 14-7 WSox win on 3/29/18 at KC became the fourth player in Major League history with 3 HR on Opening Day (Tor's George Bell in 1988, Chc's Tuffy Rhodes in 1994, Det's Dmitri Young in 2005)...homered off Danny Duffy, Blaine Boyer and Brian Flynn.
- In 2017 ranked among American League rookie leaders in HR (2nd), slugging (4th) and runs scored (T8th)... was disabled for most of August 2017 after he was HBP on the right wrist by a Marcus Stroman pitch.
- In 2016 made 1 Major League appearance for the WSox, on 6/30 vs Min...in that 6-5 win, started at DH in his WSox debut and went 1-for-2 before he suffered a broken foot while running the bases...the next day had season-ending surgery.
- Made his Major League debut on 8/11/13 vs NYM and went 1-for-3, including a single off Jon Niese...hit his first career home run on 9/15 vs Col (off Wilton López).
- In 2016 was a mid-season International League All-Star.
- In 2015 was an International League All-Star and participated in the home run derby in the Triple-A All-Star Game...led the International League in HR...was rated by *Baseball America* the best defensive third baseman in the IL after leading players at that position in fielding percentage (.971) and assists (281) and tying for the lead in double plays (94).
- In 2013, for the U.S. team hit a 2-run HR to earn Most Valuable Player honors in the SiriusXM All-Star Futures Game at NYM's Citi Field...also was named to the mid-season Pacific Coast League All-Star team and won the Triple-A home run derby in his home park, in Reno.
- In 2012 was a Southern League All-Star and an Arizona Fall League Rising Star.
- In 2010 was a mid-season and post-season Midwest League All-Star.
- In 2009, at age 18 made his professional debut with Yakima of the Northwest League.

GRAND SLAMS (1)

Date	Pitcher
6/13/17 for WSox vs Bal	Alec Asher

MULTI-HOMER GAMES (3)

Date	Pitchers
4/27/18 at KC (2)	Danny Duffy, Tim Hill
4/26/18 at KC (2)	Jakob Junis 2
3/29/18 at KC (3)	Duffy, Boyer, Flynn

WALKOFF HOME RUNS (2)

Date (Inning)	Pitcher
9/3/18 for WSox vs Det (9)	Shane Greene
7/30/17 for WSox vs Cle (9)	Bryan Shaw

CONSECUTIVE GAMES (MINIMUM 3)

Date	Dates
4 straight games	6/12-6/15, 2017

2019 SEASON

- Was a non-roster invitee to the Rangers' Major League spring training camp.
- Spent the season at Class AAA Nashville, where he ranked among the Pacific Coast League leaders in HR (33, T6th), RBI (101, T6th), extra-base hits (57, T16th) and total bases (247, 15th).
- For the Sounds made 70 apps at 1B and 27 apps at 3B.
- Following the season became a free agent...on 1/2/20 was signed by the Reds to a minor league contract with an invitation to Major League spring training camp.

PERSONAL: Attended Yucaipa (CA) High School...his brother, Kevin, in October 2016 was signed by the White Sox to a minor league contract...on 2020 Opening Day will celebrate his 29th birthday.

DAVIDSON'S CAREER TRANSACTIONS

- Was selected by the Diamondbacks in the supplemental first round (35th overall) of the June 2009 first-year player draft. Was signed by Jeff Mousser.
- Was acquired by the White Sox for RHP Addison Reed, December 16, 2013.
- On 15-day disabled list with a broken right foot, July 1-end of the season, 2016; was transferred to the 60-day disabled list, July 17.
- On 10-day disabled list with a right wrist contusion, August 4-24, 2017; included a rehabilitation assignment at Charlotte, August 23-24.
- On 10-day disabled list with back spasms, May 25-June 3, 2018.
- Was signed by the Rangers to a minor league contract with an invitation to Major League spring training camp, February 7, 2019.
- Was signed by the Reds to a minor league contract with an invitation to Major League spring training camp, January 2, 2020.

CAREER FIELDING

Pos.	Pct.	G	PO	A	E	TC	DP	PB
1B	.988	64	475	20	6	501	34	-
3B	.958	68	39	99	6	144	15	-
P	1.000	3	2	1	0	3	0	-

Career Hitting

Yr	Club	AVG	G	AB	R	H	2B	3B	HR	RBI	SH	SF	HB	BB	SO	SB	CS	OBP	SLG	E
09	Yakima - A	.241	72	270	29	65	15	0	2	28	1	0	7	21	75	0	2	.312	.319	13
10	South Bend S - A	.289	113	415	58	120	35	3	16	79	0	4	13	43	109	0	2	.371	.504	16
	Visalia - A	.169	21	71	6	12	1	0	2	11	0	0	1	12	25	0	0	.298	.268	1
11	Visalia - A	.277	135	535	93	148	39	1	20	106	0	8	11	52	147	0	1	.348	.465	16
12	Mobile - AA	.261	135	486	81	127	28	2	23	76	0	5	15	69	126	3	4	.367	.469	28
13	Reno - AAA	.280	115	443	55	124	32	3	17	74	0	6	5	46	134	1	0	.350	.481	17
	Arizona	.237	31	76	8	18	6	0	3	12	0	0	1	10	24	0	1	.333	.434	1
14	Charlotte - AAA	.199	130	478	59	95	18	0	20	55	1	3	8	49	164	0	0	.283	.362	15
15	Charlotte - AAA	.203	141	528	63	107	22	0	*23	74	1	4	7	62	191	1	0	.293	.375	10
16	Charlotte - AAA	.268	75	284	35	76	*20	0	10	46	2	3	5	32	86	0	0	.349	.444	8
	Chicago (AL)	.500	1	2	1	1	0	0	0	1	0	0	0	0	1	0	0	.500	.500	0
17	Chicago (AL)	.220	118	414	43	91	16	1	26	68	0	5	5	19	165	0	1	.260	.452	7
	Charlotte - AAA	.000	1	3	0	0	0	0	0	0	0	0	0	0	3	0	0	.000	.000	0
18	Chicago (AL)	.228	126	434	51	99	23	0	20	62	0	3	7	52	165	0	0	.319	.419	4
19	Nashville - AAA	.264	124	469	74	124	24	0	33	101	0	4	13	42	151	1	0	.339	.527	7
	Major Totals	.226	276	926	103	209	45	1	49	143	0	8	13	81	355	0	2	.295	.435	12
	AL Totals	.225	245	850	95	191	39	1	46	131	0	8	12	71	331	0	1	.291	.435	11
	NL Totals	.237	31	76	8	18	6	0	3	12	0	0	1	10	24	0	1	.333	.434	1
	Minor Totals	.251	1062	3982	553	998	234	9	166	650	5	37	85	428	1211	6	9	.333	.439	131

* Led International League

Career Pitching

Yr	Club	W-L	ERA	G	GS	CG	SHO	SV	IP	H	R	ER	HR	BB	SO	WP	BK
18	Chicago (AL)	0-0	0.00	* 3	0	0	0	0	3.0	1	0	0	0	1	2	0	0
19	Nashville - AAA	0-0	0.00	^ 1	0	0	0	0	1.0	2	0	0	0	0	0	0	0
	Major Totals	0-0	0.00	3	0	0	0	0	3.0	1	0	0	0	1	2	0	0
	Minor Totals	0-0	0.00	1	0	0	0	0	1.0	2	0	0	0	0	0	0	0

* 6/29/18 at Tex, 7/27/18 vs Tor, 8/6/18 vs NYY, ^ 7/23/19 vs Oklahoma City

SINGLE-SEASON CAREER HIGH STREAKS

Hitting Streak: 8g, 8/28-9/4, 2018; **Hitless Streak:** 17ab, 6/7-6/11, 2018



JOSÉ DE LEÓN

 @JDL_87

RHP

87

Age: 27 Ht.: 6-2 Wt.: 215 Bats: R Throws: R ML Service: 1.149

Born: 8/7/92 Birthplace: Isabela, PR Resides: Isabela, PR

Acquired: From the Rays for cash and a player to be named, November 20, 2019.

Contract: Signed through the 2020 season and under team control through 2025.

CAREER HIGHLIGHTS

- Last name is spelled De León.
- In 2016 was a *Baseball America* Class AAA All-Star and PCL Pitcher of the Week for 8/21-8/27.
- In 2015 was a California League All-Star and Pitcher of the Week for 5/4-/10.
- In 2014 was the Pioneer League Pitcher of the Year, an MiLB.com Dodgers Organizational All-Star and Pioneer League Pitcher of the Week for 6/23-6/28 and 8/4-8/10.
- Following the 2015 season, his changeup was rated by *Baseball America* the best in the Texas League.
- After 2 spring training apps in 2018 was diagnosed with a torn ulnar collateral ligament in his right elbow... on 3/13 had season-ending surgery and spent the year on the Rays' disabled list...entered the season rated by *Baseball America* the 29th-best prospect in the Rays' minor league system.
- In March 2017 was added to Puerto Rico's roster for the second round of the World Baseball Classic and threw 2.2 scoreless innings (5k) in a start vs Venezuela...his strikeout victims included José Altuve (twice), Robinson Chirinos, Alcides Escobar and Ender Inciarte.
- In a 7-4 win on 9/4/16 vs SD became the youngest Dodgers pitcher to win his Major League debut since Nathan Eovaldi on 8/6/11 at Ari (6ip, 5h, 4r, 3er, 0bb, 9k, 1hr)...was the fifth pitcher since records became available in 1913 to win his debut as a starter while recording 0 walks and at least 9 strikeouts, the first since Wsh's Stephen Strasburg on 6/8/10 vs Pit...became the first Dodgers pitcher to win the first 2 apps of his career as a starter since Kazuhisa Ishii in 2002.

2019 SEASON

- Began the season on the Rays' injured list recovering from March 2018 "Tommy John" surgery to repair the torn ulnar collateral ligament in his right elbow.
- Made his first appearance on 5/4 for Charlotte...made 11 rehab apps for Charlotte and Durham before he was reinstated from the IL on 7/2.
- Made his 3 apps for the Rays on 8/14 at SD, 8/29 at Hou and 9/29 at Tor.
- Went 806 days between his Major League apps (5/29/17 at Tex & 8/14/19 at SD).
- Earned his only win of the season in a 9-8 victory on 8/29 at Hou...entered that game in the sixth inning, trailing 6-5, but was credited with the win after the Rays took the lead in the top of the seventh.
- Made 2 starts for Durham in the International League's Governors' Cup finals, including Game 1.
- On 11/20, just minutes before the Rule 5 Draft reserve lists were due, was acquired by the Reds for cash and a player to be named.

2018: After 2 spring training apps was diagnosed with a torn ulnar collateral ligament in his right elbow...on 3/13 had season-ending surgery and spent the year on the Rays' disabled list...entered the season rated by *Baseball America* the 29th-best prospect in the Rays' minor league system.

2017: Spent the entire season in the minor leagues aside from a 1-day stint with the Rays on 5/29 at Tex... pitched in relief that night and earned the 10-8 win by throwing 2.2 innings and 69 pitches, the most by a Rays reliever since Chris Archer threw 79 on 9/13/12 at Bal...became the 11th pitcher in franchise history to win his Rays debut as a reliever and the first since Andrew Bellatti 5/9/15 vs Tex...while in the minors was disabled 3 times with flexor mass, lat and forearm injuries...in March was added to Puerto Rico's roster for the second round of the World Baseball Classic and threw 2.2 scoreless innings (5k) in a start vs Venezuela... his strikeout victims included José Altuve (twice), Robinson Chirinos, Alcides Escobar and Ender Inciarte.

2016: At age 24, in his Major League debut made 4 starts for the Dodgers in September...in a 7-4 win on 9/4 vs SD became the youngest Dodgers pitcher to win his Major League debut since Nathan Eovaldi on 8/6/11 at Ari (6ip, 5h, 4r, 3er, 0bb, 9k, 1hr)...was the fifth pitcher since records became available in 1913 to win his debut as a starter while recording 0 walks and at least 9 strikeouts, the first since Wsh's Stephen Strasburg on 6/8/10 vs Pit...became the first Dodgers pitcher to win the first 2 apps of his career as a starter since Kazuhisa Ishii in 2002...at Oklahoma City, where he was a *Baseball America* Class AAA All-Star, was disabled twice with ankle and shoulder injuries...was a non-roster invitee to Dodgers Major League spring training camp...following the season was rated by *Baseball America* the 29th-best overall prospect in the minor leagues, the No. 3 prospect in the Dodgers organization and No. 3. prospect in the PCL.

MINOR LEAGUES

2015: At Class A Rancho Cucamonga was a California League All-Star...his 163 strikeouts for Rancho Cucamonga and Class AA Tulsa tied for fourth-highest in the minor leagues...following the season, his changeup was rated by *Baseball America* the best in the Texas League...**2014:** Was the Pioneer League Pitcher of the Year...ended that season with 4 starts at Class A Great Lakes...in his second start there recorded 14 strikeouts, breaking the club's single-game record held by Clayton Kershaw (12).

PERSONAL: At Southern University in 2012 led the Southwestern Athletic Conference with 103 strikeouts and the next season ranked second with 73 strikeouts...as a sophomore was All-SWAC...following the destruction in Puerto Rico caused by Hurricane Maria in 2017, organized a GoFundMe campaign that raised \$10,000... also donated water, diapers and food...was on the island when Maria made landfall and wasn't able to leave Puerto Rico for 10 days.

DE LEÓN'S CAREER TRANSACTIONS

- Was selected by the Dodgers in the 24th round of the June 2013 first-year player draft. Was signed by Matt Paul.
- On Rancho Cucamonga's disabled list, April 14-23, 2015.
- On Tulsa's disabled list, July 17-August 5, 2015.
- On Oklahoma City's disabled list, April 7-May 2 with an ankle injury and May 14-June 6 with a shoulder injury, 2016.
- On Durham's disabled list, April 6- May 10 with flexor mass discomfort and June 9-August 3 with a strained lat, 2017; included a rehabilitation assignment at GCL Rays, July 17-August 2.
- On Charlotte's disabled list with forearm tendinitis, August 14-remainder of the season, 2017.
- Was acquired by the Rays for 2B Logan Forsythe, January 23, 2017.
- On disabled list following "Tommy John" surgery to repair the torn ulnar collateral ligament in his right elbow, March 27-remainder of the season, 2018; was transferred to the 60-day DL, April 10.
- On injured list recovering from March 2018 right elbow surgery, March 27-July 2, 2019; was transferred to the 60-day DL, April 19; included rehabilitation assignments at Charlotte, May 4-14 and at Durham, May 15-July 1.
- Was acquired by the Reds for cash and a player to be named, November 20, 2019.

Career Pitching

Yr	Club	W-L	ERA	G	GS	CG	SHO	SV	IP	H	R	ER	HR	BB	SO	WP	BK
13	AZL Dodgers - R	2-3	4.01	9	8	0	0	0	33.2	32	18	15	1	18	35	4	0
	Ogden - R	1-2	12.10	5	5	0	0	0	19.1	35	30	26	5	3	18	5	0
14	Ogden - R	5-0	2.65	10	8	0	0	0	54.1	44	25	16	2	19	77	6	2
	Great Lakes - A	2-0	1.19	4	4	0	0	0	22.2	14	4	3	1	2	42	1	0
15	Rancho Cucamonga - A	4-1	1.67	7	7	0	0	0	37.2	26	9	7	1	8	58	1	0
	Tulsa - AA	2-6	3.64	16	16	1	1	1	76.2	61	35	31	11	29	105	2	0
16	Oklahoma City - AAA	7-1	2.61	16	16	0	0	0	86.1	61	29	25	9	20	111	1	0
	Los Angeles (NL)	2-0	6.35	4	4	0	0	0	17.0	19	17	12	5	7	15	0	0
17	Charlotte - A	1-0	1.88	4	3	0	0	0	14.1	11	3	3	0	9	18	0	0
	Durham - AAA	0-2	6.75	3	3	0	0	0	12.0	14	9	9	1	6	14	1	0
	Tampa Bay	1-0	10.13	1	0	0	0	0	2.2	4	3	3	1	3	2	2	0
	#GCL Rays - R	1-0	0.75	3	2	0	0	0	12.0	4	1	1	1	1	12	1	0
18	Tampa Bay								Injured, Did Not Pitch								
19	#Charlotte - A	0-0	3.86	2	2	0	0	0	4.2	4	3	2	1	3	1	0	0
	Durham - AAA	2-1	3.51	17	13	0	0	1	51.1	41	20	20	4	27	73	2	0
	Tampa Bay	1-0	2.25	3	0	0	0	0	4.0	3	2	1	0	3	7	1	0
Major Totals		4-0	6.08	8	4	0	0	0	23.2	26	22	16	6	13	24	3	0
AL Totals		2-0	5.40	4	0	0	0	0	6.2	7	5	4	1	6	9	3	0
NL Totals		2-0	6.35	4	4	0	0	0	17.0	19	17	12	5	7	15	0	0
Minor Totals		27-16	3.35	96	87	1	1	1	425.0	347	186	158	37	145	564	24	2

Injury Rehab

World Baseball Classic Record

Yr	Country	W-L	ERA	G	GS	CG	SHO	SV	IP	H	R	ER	HR	BB	SO	WP	BK
17	Puerto Rico	1-0	0.00	1	1	0	0	0	2.2	3	0	0	0	1	5	0	0

Career Hitting

Yr	Club	AVG	G	AB	R	H	2B	3B	HR	RBI	SH	SF	HB	BB	SO	SB	CS	OBP	SLG	E
16	Los Angeles (NL)	.000	4	4	0	0	0	0	0	0	0	0	0	0	1	0	0	.000	.000	1
17	Tampa Bay	----	1	0	0	0	0	0	0	0	0	0	0	0	0	0	0	----	----	0
19	Tampa Bay	----	3	0	0	0	0	0	0	0	0	0	0	0	0	0	0	----	----	0
Career Totals		.000	8	4	0	0	0	0	0	0	0	0	0	0	1	0	0	----	----	1

SINGLE-SEASON CAREER HIGH STREAKS

Scoreless Strike By Game: None; Scoreless Strike By Inning: 2.0, 9/12/16 for LAD at NYY;
 Winning Streak: 2g, 9/4-9/12, 2016; Losing Streak: None



ANTHONY

@ADeSclafani

RHP

DESCLAFANI

28

Age: 29 **Ht.:** 6-1 **Wt.:** 200 **Bats:** R **Throws:** R **ML Service:** 5.062

Born: 4/18/90 **Birthplace:** Freehold, NJ **Resides:** Freehold, NJ

Acquired: From the Miami Marlins, along with minor league C Chad Wallach, for RHP Mat Latos, December 11, 2014.

Contract: Was signed to a 1-year contract through the 2020 season, avoiding arbitration, January 10, 2020. Under team control through 2020.

CAREER HIGHLIGHTS

- Last name is pronounced DEE-scla-fah-nee.
- Since the pitching mound was adjusted to 60 feet, 6 inches in 1893, his 8/28-9/21, 2019 streak of 5 starts with at least 6.0 innings pitched while allowing 3 hits or fewer tied for the second-longest in Major League history...that streak ended in his final start of the 2019 season, on 9/27 at Pit (5+ip, 8h).
- Missed the entire 2017 season with a sprained ulnar collateral ligament in his right elbow and the first 2 months of the 2018 campaign with a left oblique strain suffered in his third spring training appearance...in 52 apps, all starts, since he returned from those injuries is 16-17, 4.31 (281.2ip, 269h, 79bb, 275k).
- In 2015 led National League rookies in starts (tied) and innings pitched.
- Was Arizona Fall League Pitcher of the Week for 11/4-11/10, 2014.
- In 2013 was the Marlins' Minor League Pitcher of the Year, Minor League Pitcher of the Month for April, a Marlins Organization and Florida State League All-Star and FSL Pitcher of the Week for 6/3-6/9.

LONGEST STREAKS OF 6 INNINGS & 3 HITS OR FEWER

Since the pitching mound was adjusted to 60 feet, 6 inches in 1893, **RHP Anthony DeSclafani's** 8/28-9/21, 2019 streak of 5 starts with at least 6.0 innings pitched while allowing 3 hits or fewer tied for the second-longest in Major League history.

Johan Santana	7 starts	7/1 - 8/1, 2004
Anthony DeSclafani ...	5 starts	8/28 - 9/21, 2019
Al Leiter	5 starts	5/11 - 6/1, 1996
Nolan Ryan	5 starts ..	9/20/1976 - 4/7/1977

REDS WITH AT LEAST 6 CONSECUTIVE STRIKEOUTS

Raisel Iglesias	9	4/18 - 4/20, 2019
Jim Maloney	8	5/21/1963 vs Mil
Many Reds	7	-
Anthony DeSclafani	* 6	6/23/19 at Mil
David Hernandez	6	4/20 - 4/25, 2019
Robert Stephenson	* 6	8/25/17 vs Pit

* Club record to begin a game
Lists courtesy @EliasSports

2019 SEASON

- Established a career high in strikeouts and tied career highs in wins and starts.
- Since the pitching mound was adjusted to 60 feet, 6 inches in 1893, his 8/28-9/21 streak of 5 starts with at least 6.0 innings pitched while allowing 3 hits or fewer tied for the second-longest in Major League history... that streak ended in his final start of the season, on 9/27 at Pit (5+ip, 8h)...Johan Santana holds the record with 7 straight such starts from 7/1-8/1, 2004.
- In the 7-5 loss on 6/23 at Mil, became the second Major League pitcher in 2019 to record 9 strikeouts through the first 3 innings of a game (Mil's Corbin Burnes, 3/31 vs StL) and the only Reds pitcher to do it since at least the 1920s, since such research is available...retired his first 6 batters via strikeout, tying the franchise record for strikeouts to begin a game (Robert Stephenson, 8/25/17 vs Pit)...that streak was snapped by Travis Shaw's HR leading off the third inning.
- His strikeout of Trevor Story to end the fifth inning of his 3-1 win on 7/27 vs Col was the 500th strikeout of his career.
- On 8/12 at Wsh made his 100th Major League start.
- In his last 8 starts of the season beginning 8/17 went 2-2, 2.39 and dropped his ERA from 4.51 to season-ending 3.89.

2020 REDS

2018: Missed the first 2 months of the season while on the 60-day disabled list with a left oblique strain suffered in his third spring training appearance...after he came off the disabled list on 6/5 led the Reds' staff in starts (21), wins (7), innings pitched (115.0) and strikeouts (108)...before he was reinstated the day of his 6/5 start vs Col, his season debut, from 5/14-5/30 made 4 rehabilitation starts for Pensacola and Louisville (0-3, 4.66)...between his 9/28/16 and 6/5/18 apps, 17 other pitchers made starts for the Reds...began the season 4-3, 5.47 in 10 starts through July, then received National League Pitcher of the Month Award votes for August after he went 3-1, 2.62 in 5 starts...threw at least 6.0 innings in all 5 starts in August, 1 start shy of his career high for consecutive 6.0-inning starts (6gs, 6/21-7/20, 2016) and including a season-high 14.0 scoreless innings snapped in the third inning on 8/17 vs SF...from 8/4-8/17 became the first Reds pitcher to throw at least 7.0 innings in 3 straight starts since he did it from 8/21-9/2, 2016, tying his career-best streak...was the only Reds pitcher in 2018 to make 3 consecutive starts of at least 7.0 innings...in 4 starts from 6/10-7/9 went 4-0, 4.04...the 4-game winning streak tied Matt Harvey and Tyler Mahle for the longest by a Reds starter in 2018...in his last 4 starts of the season went 0-4, 6.64...the 4-game losing streak tied his career high (4g, 4/26-5/17, 2015)...in the 11-2 win on 6/23 vs Cubs hit a grand slam (off Brian Duensing), the first home run of his career and only the fourth grand slam by a Reds pitcher (Bob Purkey on 8/1/59 vs Cubs, Al Hollingsworth on 5/28/1936 at Cubs, Ice Box Chamberlain on 4/30/1892 vs Wsh)...teammate and pitcher Michael Lorenzen a week later also hit a grand slam, but he hit his as a pinch hitter.

2017: Spent the season on the disabled list with a sprained ulnar collateral ligament in his right elbow...didn't pitch for the Reds in spring training...was disabled on 4/2...was transferred to the 60-day DL on 4/5, when the Reds claimed off waivers from the Phillies IF/OF Tyler Goeddel...on 7/23 for the AZL Reds made his first rehabilitation appearance...following that start was transferred to Dayton...on 7/29 at Fort Wayne, threw 4.0 innings for the Dragons...on 8/3 at Great Lakes for Dayton, left his third rehab start after 9 batters with right elbow tendinitis...didn't pitch again until the instructional league.

2016: Began the season on the disabled list with a strained left oblique, suffered in his final spring training start...made consecutive rehab apps on 4/23 for Pensacola and 4/29 for Dayton before he felt soreness in the oblique...didn't make another rehab start until 5/25...on 6/10 was reinstated from the 15-day DL and that night vs the A's made his season debut in the Reds' 61st game...began the season 6-0, 2.94 through 11 starts...became the first Reds pitcher to produce at least 6 wins without a loss over his first 9 starts since Paul Wilson went 6-0 in his first 9 starts in 2004...through 17 starts went 8-3, 2.93...in his last 3 starts went 1-2, 5.63 to raise his overall ERA to 3.28...in 14 of his 20 apps produced quality starts, including a season-high 6 straight QS from 6/21-7/20 (5-0, 2.59)...coming out of the All-Star break made 11 starts (5-3, 3.30) before he skipped a turn on 9/12...returned to the rotation on 9/17 and didn't miss any of his last 3 starts (1-2, 5.63)...in the 13-0 win on 8/27 at Ari threw his first career complete game.

2015: In his first full Major League season led National League rookies in starts (tied) and innings pitched and ranked among the NL rookie leaders in ERA (5th), wins (T2nd), strikeouts (2nd) and opponents' BA (.273, 7th)...became the first rookie pitcher to lead the Reds in wins (tied with Mike Leake), starts, innings pitched and strikeouts since Art Fowler in 1954...also led the staff with 17 quality starts...became the first Reds pitcher to lead NL rookies in starts since Johnny Cueto in 2008 and in innings pitched since Chris Reitsma in 2001...was 1 of 9 rookie pitchers who combined for 110 starts for the Reds, both single-season modern club records...the Reds' season-ending streak of 64 consecutive starts by rookies, beginning 7/29, is a modern Major League record...in a 1-0 win on 7/29 at StL and a 3-2 win on 8/4 vs StL became the first Reds rookie since Ewell Blackwell in 1946 to face the Cardinals in consecutive starts and win them both...was the first rookie for any team to do so since SF's Jerome Williams beat StL twice consecutively in July 2003...entered the season rated the sixth-best prospect in the organization.

COMPLETE GAMES (1)							
Date	Opp	IP	H	ER	BB	SO	Result
8/27/16	at Ari	9.0	4	0	1	9	W,13-0

10-STRIKEOUT GAMES (3)	
Date	Strikeouts
7/21/19 vs StL (6ip)	11
9/22/18 at Mia (5.2ip)	10
9/12/15 vs StL (6ip)	10

HOME RUNS AS A HITTER (1)	
Date	Pitcher
6/23/18 vs Chi *	Brian Duensing

* Grand slam

STRIKEOUTS IN A SEASON, MODERN REDS ROOKIES		
1. Gary Nolan, 1967		206
2. Orval Overall, 1905		173
3. Johnny Cueto, 2008		158
4. Tom Browning, 1985		155
5. Anthony DeSclafani, 2015		151

QUALITY START STREAKS BY NL ROOKIES IN 2015		
Raisel Iglesias, Cin	7	8/1-9/2
Joe Ross, Wsh	6	6/13-8/6
Chris Heston, SF	6	6/25-7/27
Anthony DeSclafani, Cin	5	7/24-8/16
Taylor Jungmann, Mil	5	6/30-7/25

2014: In his Major League debut made 5 starts and 8 relief apps during 5 stints with Mia...went 6-7, 3.78 in 19 starts and 1 relief appearance for the Marlins' Class AA Jacksonville and Class AAA New Orleans affiliates...began the season at Jacksonville...on 5/14 was promoted to Mia...made his Major League debut that night at LAD, started and earned the 13-3 win (6ip, 7h, 2er, 1bb, 7k, 1hr)...became the ninth Marlins pitcher to start and win his big league debut (most recent, Adalberto Mendez on 9/6/10 at Phi)...his 7 strikeouts tied for second-most in Marlins history in a debut (Jose Fernandez, 8k on 4/7/13 at NYM)...also singled off Brian Wilson and had 2rbi to become only the sixth starting pitcher since 1914 to produce a win and 2rbi in his big league debut (most recent, Pit's Gerrit Cole on 6/11/13 vs SF)...following the season pitched for Salt River in the prestigious Arizona Fall League (6gs, 1-0, 2.67, 27ip, 24h, 4bb, 24k)...was AFL Pitcher of the Week for 11/4-11/10...entered the season rated by *Baseball America* the Marlins' fifth-best prospect.

GRAND SLAMS BY REDS PITCHERS

Michael Lorenzen	6/30/2018 vs Mil
Anthony DeSclafani	6/23/2018 vs Chc
Bob Purkey	8/1/1959 vs Chc
Al Hollingsworth	5/28/1936 at Chc
Ice Box Chamberlain	4/30/1892 vs Wsh (ISP)
DeSclafani's off Chi's Brian Duensing	
Lorenzen's as a pinch hitter off Mil's Jacob Barnes	

MINOR LEAGUES

2013: Was the Marlins' Minor League Pitcher of the Year, Minor League Pitcher of the Month for April (5gs, 3-1, 0.44), a Marlins Organization and Florida State League All-Star and FSL Pitcher of the Week for 6/3-6/9... in 25 starts at Class A Jupiter and Class AA Jacksonville combined to finish 9-6, 2.65...**2012:** In his first pro, at Class A Lansing led the Midwest League in winning percentage (11-3, .786)...led the Lugnuts' staff in wins while ranking second behind Justin Nicolino in starts and IP.

PERSONAL: In 2008 graduated from Colts Neck High School in Colts Neck, NJ...attended the University of Florida...follow on Twitter @ADeSclafani.

DeSCLAFANI'S CAREER TRANSACTIONS

- Was selected by the Red Sox in the 22nd round of the June 2008 first-year player draft. Did not sign.
- Was selected by the Blue Jays in the sixth round of the June 2011 first-year player draft. Was signed by Joel Grampietro.
- Was acquired by the Marlins, along with RHP Henderson Alvarez, SS Yunel Escobar, IF Adeiny Hechavarria, C Jeff Mathis, OF Jake Marisnick and LHP Justin Nicolino, for OF Emilio Bonifacio, C John Buck, LHP Mark Buehrle, RHP Josh Johnson, IF Jose Reyes and cash, November 19, 2012.
- Was acquired by the Reds, with minor league C Chad Wallach, for RHP Mat Latos, December 11, 2014.
- On disabled list with a strained left oblique, April 3-June 9, 2016; was transferred to the 60-day DL, May 22; included rehabilitation assignments at Pensacola, April 23-28, at Dayton, April 29-May 1 and at Louisville, May 25-June 9.
- On disabled list with a sprained ulnar collateral ligament in his right elbow, April 2-remainder of the season, 2017; was transferred to the 60-day disabled list, April 5, when the Reds claimed off waivers from the Phillies IF/OF Tyler Goeddel; included rehabilitation assignments at AZL Reds, July 23-27 and at Dayton, July 28-August 3.
- On 60-day disabled list with a left oblique strain, March 29-June 4, 2018; included rehabilitation assignments at Pensacola, May 14-24 and at Louisville, May 25-June 4.

Career Pitching

Yr	Club	W-L	ERA	G	GS	CG	SHO	SV	IP	H	R	ER	HR	BB	SO	WP	BK
12	Lansing - A	11-3	3.37	28	21	0	0	0	123.0	145	55	46	3	25	92	6	2
13	Jupiter - A	4-2	1.67	12	12	0	0	0	54.0	48	18	10	3	9	53	3	0
	Jacksonville - AA	5-4	3.36	13	13	0	0	0	75.0	74	31	28	7	14	62	4	1
14	Jacksonville - AA	3-4	4.19	8	8	0	0	0	43.0	45	20	20	4	10	38	2	0
	New Orleans - AAA	3-3	3.49	12	11	0	0	0	59.1	48	23	23	2	21	59	4	0
	Miami	2-2	6.27	13	5	0	0	0	33.0	40	23	23	4	5	26	2	0
15	Cincinnati	9-13	4.05	31	*31	0	0	0	*184.2	194	93	83	17	55	151	6	0
16	#Dayton - A	0-0	0.00	1	1	0	0	0	5.0	3	0	0	0	1	3	1	0
	#Pensacola - AA	0-0	6.75	1	1	0	0	0	4.0	4	3	3	2	1	5	0	0
	#Louisville - AAA	0-1	5.54	3	3	0	0	0	13.0	12	8	8	4	0	11	0	0
	Cincinnati	9-5	3.28	20	20	1	1	0	123.1	120	51	45	16	30	105	6	1
17	#AZL Reds - R	0-0	7.71	1	1	0	0	0	2.1	3	3	2	0	1	3	0	0
	#Dayton - A	0-1	16.62	2	2	0	0	0	4.1	10	8	8	3	0	6	0	0
18	Cincinnati	7-8	4.93	21	21	0	0	0	115.0	118	68	63	24	30	108	4	0
	#Pensacola - AA	0-1	2.25	2	2	0	0	0	8.0	5	3	2	0	1	12	0	0
	#Louisville - AAA	0-2	6.35	2	2	0	0	0	11.1	15	8	8	5	2	10	0	0
19	Cincinnati	9-9	3.89	31	31	0	0	0	166.2	151	77	72	29	49	167	2	1
Major Totals		36-37	4.13	116	108	1	1	0	622.2	623	312	286	90	169	557	20	2
Reds Totals		34-35	4.01	103	103	1	1	0	589.2	583	289	263	86	164	531	18	2
Minor Totals		26-21	3.53	85	77	0	0	0	402.1	412	180	158	33	85	354	20	3

Injury rehab, * Led National League rookies, In 2012 led the Midwest League in winning percentage (.786)

Career Hitting

Yr	Club	AVG	G	AB	R	H	2B	3B	HR	RBI	SH	SF	HB	BB	SO	SB	CS	OBP	SLG	E
14	Miami	.100	13	10	1	1	0	0	0	2	0	0	0	1	3	0	0	.182	.100	0
15	Cincinnati	.155	31	58	1	9	1	0	0	3	2	1	0	3	33	0	0	.194	.172	2
16	Cincinnati	.122	20	41	0	5	1	0	0	1	1	0	0	1	22	0	0	.143	.146	0
18	Cincinnati	.143	21	42	3	6	0	0	1	4	4	0	0	0	25	0	0	.143	.214	3
19	Cincinnati	.109	31	55	0	6	0	0	0	1	2	0	0	0	28	0	0	.109	.109	0
Career Totals		.131	116	206	5	27	2	0	1	11	9	1	0	5	111	0	0	.151	.155	5

SINGLE-SEASON CAREER HIGH STREAKS

Scoreless Streak By Game: 5g, 9/11-9/27, 2014; **Scoreless Streak By Inning:** 16.0, 4/14-4/26, 2015;

Winning Streak: 6g, 6/21-7/25, 2016; **Losing Streak:** 4g (2x), 4/26-5/17, 2015 & 9/12-9/28, 2018



DEREK DIETRICH

INF / OF
35

Age: 30 Ht.: 6-2 Wt.: 205 Bats: L Throws: R ML Service: 5.151

Born: 7/18/89 Birthplace: Cleveland, OH Resides: Clermont, FL

Acquired: Was signed to a minor league contract with an invitation to 2019 Major League spring training camp, February 19, 2019.

Contract: Following the 2019 season was eligible for arbitration for the third time. Under team control through 2020.

Non-Roster

CAREER HIGHLIGHTS

- Last name is pronounced DEE-trick.
- In his career (2013-2019) has been hit by a pitch 118 times, second-most in the Major Leagues over those 7 seasons (Anthony Rizzo 138, Starling Marte 108).
- While with the Marlins (2013-2018) was hit by a pitch 93 times, a franchise career record.
- Was hit by a pitch 25 times in 2019, a single-season career high and second-most in Reds history (Shin-Soo Choo, 2013, 26hbp).
- Was hit by a pitch 24 times in 2016, a Marlins single-season record and second-most in the Major Leagues that year (Brandon Guyer, 31).
- Was hit by a pitch 6 times in the Reds' 4-game series at Mil from 6/20-6/23, 2019...is the only player in modern Major League history to get hit by a pitch 6 times in a series of any length.
- Was an MiLB.com Organization All-Star in 2012 for the Rays and in 2013 for the Marlins.
- Was a minor league All-Star in 2010 (New York-Penn League), 2011 (Midwest League) and 2012 (Florida State League).
- In 2011 was Bowling Green's Most Valuable Player and the Midwest League Player of the Week for 7/4-7/10 and 8/15-8/21.

2019 SEASON

- On 9/27 had arthroscopic surgery to debride his left shoulder, an injury that bothered him the last 4 months of the season but led to just 1 stint on the injured list.
- From 8/5-8/22 was on the 10-day IL with left shoulder inflammation...after he was reinstated from the IL on 8/23, in 15 apps and 8 starts went 1-for-29 until the injury ended his season with 5 games left...went hitless in his last 21 at bats of the year.
- Made 43 starts at 2B, 13 starts at 1B, 9 starts in LF and 2 starts at DH...made 1 appearance at 3B (4/28 at StL, 8th inning).
- Despite making just 67 starts ranked T3rd on the team in HR (19) and sixth in RBI (43).
- Following a 3-run HR off Chad Bettis on 7/13 at Col had 19 HR and 43 RBI, a single-season career high for home runs and 10 RBI shy of his career high (53, 2017)...didn't produce a home run or RBI the rest of the season (30g, 13gs, 3-49, .061, 3 2b, 6bb, 19k).
- On 5/9 at Oak hit his 10th HR of the season in his 90th plate appearance...is 1 of only 4 batters in Reds history to produce in a season 10 HR in fewer than 100 plate apps (Wally Post in 1956 & 1960, Tony Perez in 1970, Aristides Aquino 2019).
- On 5/28/night vs Pit hit his 17th HR in his 118th at bat of the season...is the fewest number of at bats by any player in Reds history to reach 17 HR.
- On 5/28/night vs Pit (3-4, 3hr, 6rbi) became the 28th Reds batter to hit at least 3 HR in a game, accomplished for the 36th time...also had a pair of 2-homer games, on 4/7 at Pit (4rbi) and 5/3 vs SF (6rbi)...his 6 RBI on 5/3 vs SF and 5/28 vs Pit tied Ryan Lavarnway (7/19 vs StL) for the most by a Reds batter in a game in 2019.
- Received votes for National League Player of the Month for May...with 12 HR in May, tied for the Major League lead with Hou's Alex Bregman & Pit's Josh Bell...that month led the majors in slugging percentage (.841) while ranking second in the National League in OPS (1.241) and T7th in the NL in RBI (22).

FEWEST PLATE APPS TO 10 HOME RUNS, REDS BATTERS

Aristides Aquino	51 PA	2019
Wally Post	69 PA	1960
Wally Post	87 PA	1956
Tony Pérez	89 PA	1970
Derek Dietrich	90 PA	2019

LAST 5 BATTERS WITH 17 HR IN 118 AT BATS OR FEWER

Derek Dietrich, Cin	* 118 AB	2019
Rhys Hoskins, Phi	115 AB	2017
Josh Hamilton, Tex	117 AB	2012
Albert Pujols, StL	112 AB	2006
Barry Bonds, SF	116 AB	2002

* Fewest in Reds history, Lists courtesy @EliasSports

- Was hit by a pitch 25 times, tied with Wsh's Victor Robles for second-most in the Major Leagues (Chi's Anthony Rizzo, 27) and second-most in Reds history (Shin-Soo Choo, 26, 2013)...was hit by a pitch 6 times in the 4-game series at Mil from 6/20-6/23 and was hit by a pitch 4 times in the 3-game series at Chi from 7/15-7/17...is the only player in modern Major League history to get hit by a pitch 6 times in a series of any length...was hit by a pitch twice in that series opener vs the Brewers, a 7-1 Reds win...in the 11-7 win in Game 2 became the first Reds batter in the modern era to be hit by a pitch 3 times in a game, tying the Major League record accomplished many times, and the first Reds batter ever to be hit at least twice in consecutive apps.
- In the second inning of 7-5 loss on 4/7 at Pit, hit a 436-foot HR off RHP Chris Archer that gave the Reds a 2-1 lead...became the 32nd player to homer on the fly or by bounce into the Allegheny River (47th time)...in his next plate appearance, in the fourth inning, Archer threw a pitch behind Dietrich that sparked a bench-clearing incident that led to the ejections of manager David Bell, LHP Amir Garrett and RF Yasiel Puig of the Reds along with Pit's RHP Keone Kela and LHP Felipe Vázquez... Bell was suspended for 1 game, Puig for 2 games and Archer, who was not ejected, for 5 games.
- While batting on 7/30 vs Pit, Pit's Keone Kela threw a pitch over Dietrich's head that escalated into a bench-clearing incident that directly led to 6 ejections, 8 suspensions and many fines...overall there were 9 ejections in the game.
- In the seventh inning of the 5-3 Opening Day win vs Pit, his pinch-hit, 3-run HR off Richard Rodríguez snapped the 2-2 tie...was his fourth career pinch-hit HR and the first pinch-hit HR by a Reds batter on Opening Day since Mark Sweeney in 1999.
- His second pinch-hit HR, on 5/19 off LAD's Yimi Garcia, was the 500th hit of his career.
- His start at 2B on 4/25 vs the Braves was the 500th start of his career (46gs at 1B, 188gs at 2B, 125gs at 3B, 137gs in LF, 4gs at DH).
- On 5/3 vs SF became the first player to produce in a game at least 2 HR, 6 RBI and a stolen base since Bos' Mookie Betts (2hr, 8rbi, 1sb) did it on 7/2/17 vs Tor and the first Reds player since Brandon Phillips (2hr, 7rbi, 2sb) on 7/30/15 vs Pit.
- On 5/15 vs Cubs produced his 100th career double (off Mike Montgomery).
- On 5/22 at Mil was hit by a pitch (Alex Claudio) for the 100th time in his career.
- On 2/19/19 was signed by the Reds to a minor league contract with an invitation to 2019 Major League spring training camp.
- Was 1 of 2 non-roster invitees to make the Opening Day roster (SS José Iglesias).
- Following the season cleared waivers and elected free agency...on 2/12/20 was signed by the Reds to a minor league contract and invited to Major League spring training camp.

REDS BATTERS WITH AT LEAST 3 HR IN A GAME

Jake Beckley at STL 9/26/1897
Alex Kampouris at Phi 5/9/1937
Walker Cooper vs StL 7/6/1949
Gus Bell at Phi 7/21/1955
Smoky Burgess vs Pit 7/29/1955
Gus Bell at Chc 5/29/1956
Ed Bailey at Brkln 6/24/1956
Ted Kluszewski at StL 7/11/1956
Bob Thurman vs Mil 8/18/1956
Frank Robinson vs StL 8/22/1959
Art Shamsky vs Pit 8/12/1966
Johnny Bench vs StL 7/26/1970
Johnny Bench at Phi 5/9/1973
George Foster vs Atl 7/14/1977
Pete Rose at NYM 4/29/1978
Johnny Bench at SD 5/29/1980
Eric Davis at SF 9/10/1986
Eric Davis at Phi 5/3/1987
Barry Larkin vs Hou 6/28/1991
Reggie Sanders vs Col 8/15/1995
Willie Greene vs Chc 9/24/1996
Bret Boone at Chc 9/20/1998
Jeffrey Hammonds at Col 5/19/1999
Greg Vaughn at Chc 9/7/1999
Russell Branyan at SD 8/4/2002
Aaron Boone vs SD 8/9/2002
Aaron Boone vs StL 5/8/2003
Joey Votto vs Chi 5/7/2008
Jonny Gomes vs Wsh 8/13/2009
Drew Stubbs at Chc 7/4/2010
Jay Bruce vs Chc 8/27/2010
Chris Heisey vs NYY 6/22/2011/g2
Joey Votto vs Wsh 5/13/2012
Joey Votto vs Phi 6/9/2015
Scooter Gennett (4*) vs StL 6/6/2017
Derek Dietrich vs Pit 5/28/2019
Aristides Aquino vs Chc 8/10/2019

* Club record (18 Major League players have hit 4 HR in a game)

29 Reds players hit at least 3 HR in a game, accomplished 37 times

2018: Established a career high with 32 multi-hit games...as a leadoff hitting ranked eighth in the National League in batting average (.277) and 10th in on-base percentage (.356)...batted leadoff in 55 apps after hitting first in just 32 career games prior to 2018...led Marlins leadoff batters in apps, at bats and hits...led the Marlins with a .290 batting average on the road, 20th-best in the National League...led the Marlins with 21 hit by pitches, tied for second-most in the Major Leagues...prior to the All-Star break produced 94 hits, a career high for the first half of the season...10 of his 16 home runs tied the game or put the Marlins ahead...on 11/20 was designated for assignment...a week later elected free agency...on 2/19/19 was signed by the Reds to a minor league contract with an invitation to 2019 Major League spring training camp.

2017: Was hit by a pitch 18 times, fifth-most in the National League and sixth-most in the Major Leagues...played 1B (10g, 4gs), 2B (10g, 6gs), 3B (103g, 93gs) and LF (5g, 2gs)...among all NL third basemen with at least 100 apps, his 9 errors were third-fewest behind Anthony Rendon (7) and Justin Turner (8).

2016: Was hit by a pitch 24 times, a Marlins single-season record and second-most in the Major Leagues behind Brandon Guyer (31) of the Rays/Indians...led the Marlins by hitting .350 as a pinch hitter (7-20), third-best among qualifying National League hitters... on 4/30 at Mil homered off Chase Anderson's first pitch, his first career leadoff HR...on 5/29 at Atl fell a triple shy of the cycle... on 8/13 vs WSox was hit by a pitch for the 52nd time, tying the Marlins' career record (Alex Gonzalez).

2015: In the first inning on 6/16 vs NYY became the first Marlins batter with 2 hits in the same inning since Carlos Lee, Jose Reyes and Donovan Solano each did it in the fourth frame on 8/20/12 at Ari...in the opener of a doubleheader on 8/5 vs NYM became the first player in Marlins history with 2 hits in the ninth inning.

2014: Was the Marlins' Opening Day second baseman...on 4/21 at Atl doubled in his first career plate appearance as a pinch hitter... following the season played for Aquilas Cibaenas in the Dominican Winter League (20g, .262, 4 2b, 2 3b, 11rbi).

2013: In his Major League debut ranked 12th among all rookies and eighth in the National League in HR...of his first 5 homers, 4 tied the game and the other gave the Marlins the lead...became only the 13th rookie since 1974 to tie the game or give his team the lead with first 5 HR...in his Major League debut on 5/8 at SD, singled off Jason Marquis in his first career plate appearance... reached base safely in each of his first 14 career apps, the second-longest on-base streak to begin a Marlins career (Kevin Millar, 17g, 4/11/98 - 6/6/99)...for the season reached base safely in 45 of his 57 apps.

PERSONAL: Attended St. Ignatius High School in Cleveland and Georgia Tech in Atlanta...was a semifinalist for USA Baseball's 2010 Golden Spikes Award...sister, Dawn, is a professional figure skater...his grandfather, Steve Demeter, made 15 Major League apps with Cleveland and Detroit over the 1959 and 1960 seasons.

MULTI-HOMER GAMES (5)

Date	Pitchers
5/28/19 vs Pit *	Jordan Lyles, G.Hartlieb 2
5/3/19 vs SF	Tyler Beede 2
4/7/19 at Pit	Chris Archer, Nick Kingham
7/20/18 at TB	Nathan Eovaldi, Hoby Milner
6/20/15 at Cin	A. DeSclafani, Manny Parra * 3 HR

LEADOFF HOME RUNS (2)

Date	Pitcher
7/1/16 for Mia at Atl	Julio Teheran
4/30/16 for Mia at Mil	Chase Anderson

PINCH-HIT HOME RUNS (5)

Date	Pitcher
5/19/19 for Cin vs LAD	Yimi Garcia
3/28/19 for Cin vs Pit	Richard Rodriguez
9/2/17 for Mia vs Phi	Ricardo Pinto
9/21/16 for Mia vs Wsh	Max Scherzer
9/16/16 for Mia at Phi	Edubray Ramos

CONSECUTIVE GAMES (MINIMUM 3)

Date	Dates
3 straight games	5/3-5/5, 2019
3 straight games	6/22-6/24, 2018

DIETRICH'S CAREER TRANSACTIONS

- Was selected by the Astros in the third round of the June 2007 first-year player draft. Did not sign.
- Was selected by the Rays in the second round of the June 2010 first-year player draft. Signed by Milt Hill.
- Was acquired by the Marlins in exchange for IF Yunel Escobar, December 4, 2012.
- On Jacksonville's disabled list with a left oblique strain, August 30-September 5, 2013.
- On Miami's disabled list with a sprained right wrist, July 2-August 25, 2014; included a rehabilitation assignment at Jupiter, August 17-24 and at New Orleans, August 25.
- On Marlins' disabled list with a right knee contusion, August 19-September 2, 2016; included a rehabilitation assignment at Jacksonville, August 27-September 2.
- Was signed by the Reds to a minor league contract with an invitation to Major League spring training camp, February 23, 2019.
- On 10-day injured list with left shoulder inflammation, August 5-22, 2019; included a rehabilitation assignment at Louisville, August 8/19-8/22.
- Was signed by the Reds to a minor league contract with an invitation to Major League spring training camp, February 12, 2020.

CAREER FIELDING								
Pos.	Pct.	G	PO	A	E	TC	DP	PB
1B	.990	82	448	30	5	483	39	-
2B	.982	250	356	586	17	959	121	-
3B	.949	146	66	193	14	273	25	-
LF	.988	172	236	5	3	244	1	-
RF	---	* 1	0	0	0	0	0	-

* Only career app in RF on 5/23/18 at NYM (LF, RF, LF, RF, LF, RF, LF)

Career Hitting

Yr	Club	AVG	G	AB	R	H	2B	3B	HR	RBI	SH	SF	HB	BB	SO	SB	CS	OBP	SLG	E
10	Hudson Valley - A	.279	45	179	33	50	12	2	3	20	1	1	6	11	42	2	2	.340	.419	7
11	Bowling Green - A	.277	127	480	73	133	34	4	22	81	0	5	15	38	128	5	7	.346	.502	25
12	Charlotte - A	.282	98	372	49	105	21	9	10	58	3	5	12	25	78	4	2	.343	.468	11
	Montgomery - AA	.271	34	133	22	36	7	1	4	17	1	1	4	7	36	0	1	.324	.429	7
13	Jacksonville - AA	.271	63	218	35	59	13	3	11	38	0	0	10	29	60	3	0	.381	.509	6
	Miami	.214	57	215	32	46	10	2	9	23	0	0	7	11	56	1	0	.275	.405	2
14	Miami	.228	49	158	31	36	6	2	5	17	2	0	10	13	38	1	0	.326	.386	11
	New Orleans - AAA	.317	21	82	15	26	3	0	7	16	0	0	6	4	18	1	0	.391	.610	2
	#Jupiter - A	.313	5	16	4	5	1	1	1	2	0	0	1	2	5	0	0	.421	.688	0
15	New Orleans - AAA	.260	56	192	25	50	13	2	7	27	0	2	15	15	45	0	2	.357	.458	2
	Miami	.256	90	250	38	64	14	3	10	24	0	3	13	23	65	0	2	.346	.456	6
16	Miami	.279	128	351	39	98	20	5	7	42	0	5	* 24	32	84	1	0	.374	.425	4
	#Jacksonville - AA	.167	5	18	2	3	0	0	0	0	0	0	2	2	7	0	0	.318	.167	1
17	Miami	.249	135	406	56	101	22	5	13	53	0	4	18	36	98	0	1	.334	.424	9
18	Miami	.265	149	499	72	132	26	2	16	45	0	2	21	29	140	2	0	.330	.421	4
19	Cincinnati	.187	113	251	41	47	8	2	19	43	0	1	25	28	74	1	1	.328	.462	3
	#Louisville - AAA	.182	3	11	2	2	0	0	0	0	0	0	1	0	2	0	0	.250	.182	0
	Major Totals	.246	721	2130	309	524	106	21	79	247	2	15	118	172	555	6	4	.334	.427	39
	Reds Totals	.187	113	251	41	47	8	2	19	43	0	1	25	28	74	1	1	.328	.462	3
	Minor Totals	.276	457	1701	260	469	104	22	65	259	5	14	72	133	421	15	14	.351	.477	61

Injury rehab, * Led National League in HBP (24), a Marlins single-season record

SINGLE-SEASON CAREER HIGH STREAKS

Hitting Streak: 8g (2x), 9/11-9/21, 2016 & 8/15-8/26, 2018; Hitless Streak: 23ab, 7/21-7/29, 2016



PHILLIP ERVIN

@Mr_MagicErvin

OF
6

Age: 27 **Ht.:** 5-10 **Wt.:** 207 **Bats:** R **Throws:** R **ML Service:** 1.115

Born: 7/15/92 **Birthplace:** Mobile, AL **Resides:** Montgomery, AL

Acquired: Was selected in the first round (27th overall) of the June 2013 first-year player draft. Was signed by Ben Jones.

Contract: Signed through the 2020 season and under team control through 2024.

CAREER HIGHLIGHTS

- Was selected by the Reds with the 27th overall pick of the June 2013 first-year player draft...was scouted and signed by Ben Jones.
- Became the first baseball player drafted out of Samford University and the highest draft pick in the school's history in any sport.
- In the 17-9 Reds win on 7/13/19 at Coors Field tied the club record with 6 hits, accomplished for the fourth time (Tony Cuccinello 1931, Ernie Lombardi 1937, Walker Cooper last on 7/6/1949 vs Cubs)...fell a home run shy of the cycle.
- In 2016 was the Southern League All-Star Game's Top Star and the SL's Batter of the Week for 4/25-5/1.
- In 2015 was a mid-season Florida State League All-Star, MiLB.com Organization All-Star and Arizona Fall League Rising Star.
- In 2013 twice was named Pioneer League Player of the Week (6/14-6/20, 7/17-7/22) and was rated the organization's best hitter for average.
- In January 2017 attended Major League Baseball's Rookie Development Program.

REDS POSITION PLAYERS TO PITCH, MOST RECENT

José Peraza	7/30/19 vs Pit (11-4 loss)
Kyle Farmer	8/8/19 vs Chc (12-5 loss)
José Peraza	8/16/19 vs StL (13-4 loss)
Brandon Dixon	8/31/18 at StL (12-5 loss)
Brandon Dixon	8/13/18 vs Cle (10-3 loss)
Phillip Ervin	8/8/18 at NYM (8-0 loss)
Alex Blandino	7/11/18 at Cle (19-4 loss)
Cliff Pennington	4/12/18 vs StL (13-4 loss)
Scooter Gennett	8/14/17 at Chc (15-5 loss)
Tyler Holt	8/22/16 vs LAD (18-9 loss)
Skip Schumaker	8/21/14 vs Atl (8-0 loss)
Paul Janish	7/6/09 at Phi (22-1 loss)
Paul Janish	5/6/09 vs Mil (15-3 loss)

2019 SEASON

- Led the team with 7 triples, tied for fourth-most in the National League.
- During 4 stints with the Reds made 94 apps and 52 starts (33gs in LF, 17gs in CF, 2gs in RF).
- His 33 starts in LF were second on the team (Jesse Winker, 59gs in LF)...started 31 of the Reds' last 42 games of the season (16gs in LF, 14gs in CF, 1gs in RF).
- Tied Derek Dietrich for the team lead in pinch-hit HR and tied Kyle Farmer for the team lead in pinch-hit RBI (8-27, .296, 2hr, 6rbi).
- Made his first apps for the Reds on 4/13 & 4/14, as the 26th player appeared in both games vs the Cardinals in Monterrey...from 4/23-4/30 made 5 apps and 2 starts...in his third stint, from 5/18-5/23 made 3 apps and 1 start.
- On 6/15 was promoted for the fourth time and spent the rest of the season with the Reds (84g, 49gs, .273, 10 2b, 6 3b, 7hr, 21rbi).
- In the 17-9 win on 7/13 at Coors Field tied the club record with 6 hits, accomplished for the fourth time (Tony Cuccinello 1931, Ernie Lombardi 1937, Walker Cooper last on 7/6/1949 vs Cubs)...fell a home run shy of the cycle.
- Produced his first 2 career pinch-hit HR (7/21 vs StL off Andrew Miller, 8/12 at Wsh off Sean Doolittle) and his second career game-ending HR (9/5 vs Phi off Nick Vincent, 4-3 win in 11 innings)...was the Reds' only walkoff HR of the season.
- From 7/2-7/14 tripled in 3 consecutive starts (7/2 vs Mil, 7/13 at Col, 7/14 at Col).
- In the 5-2 win in the opener of the Mexico Series, led off the bottom of the eighth inning with a pinch-hit triple and scored to extend the Reds' lead to 3-1...was the first pinch-hit triple by a Reds batter since Hernan Iribarren did it twice, on consecutive days, in 2016.
- Homered to snap a pair of 0-for-11 skids, on 8/26 at Mia (solo off Kyle Keller) and in the 11th inning on 9/5 vs Phi (solo off Nick Vincent, second career walkoff HR).

- In his third plate appearance on 9/26 vs Mil doubled off Junior Guerra to snap a career-high 0-for-16 skid.
- On 7/24 at Mil was credited with a start in CF after pinch running in the top of the first inning for injured Nick Senzel.
- On 8/1 was 1 of many players fined for their participation in a bench-clearing incident on 7/30 vs Pit...that game included 9 ejections and 8 suspensions...was the teams' second bench-clearing incident of the season.
- Was 1 of 4 first-round or supplemental first-round draft picks to play CF for the Reds in 2019 (Michael Lorenzen, Jesse Winker, Nick Senzel).
- Was the International League's Batter of the Week for 5/27-6/2 (.423, 2 2b, 5hr, 10rbi, .516obp, 1.593ops).
- In 16 apps and 15 starts for the Reds during spring training hit .341 with 3 doubles, 5 HR, 8 RBI and 2 stolen bases...was optioned to minor league camp on 3/22, 3 days before the Reds' broke camp, and began the season at Louisville.

MULTI-HOMER GAMES (1)

Date	Pitchers
9/7/18 vs SD Matt Strahm, Miguel Diaz

WALKOFF HOME RUNS (2)

Date (Inning)	Pitcher
9/5/19 vs Phi (11) Nick Vincent
8/17/18 vs SF (11) Ray Black

PINCH-HIT HOME RUNS (2)

Date	Pitcher
8/12/19 at Wsh Sean Doolittle
7/21/19 vs StL Andrew Miller

2018: Was 1 of 5 rookies on the Opening Day roster (RHP Tyler Mahle, RHP Jackson Stephens, RHP Zack Weiss, OF Jesse Winker)...was his first Opening Day roster...overall had 3 stints on the Reds' roster, from Opening Day-4/25 (16g, 8gs), 6/21-6/23 (3g) and 7/20-remainder of the season (59g, 48gs)...made his 56 starts in LF (29gs), RF (24gs) and CF (3gs)...following 19 consecutive starts in LF (8/26-9/19), made his last 5 starts of the season in RF while Scott Schebler played LF...also made 1 pitching appearance (8/8 at NYM)...made 42 of his 56 starts after 7/30, when LF Adam Duvall was traded to the Braves...with 1 out in the eighth inning on 7/23 vs StL broke up the Cardinals' no-hitter with a pinch-hit single off reliever Jordan Hicks...in that game, Cardinals starter RHP Daniel Ponce de Leon made his Major League debut with 7.0 hitless innings (3bb, 3k)...with 2 outs in the bottom of the eighth of the 8-0 loss on 8/8 at NYM made the first pitching appearance of his career, induced Devin Mesoraco to ground out and end the inning...was the third of 4 Reds position players to pitch in 2018 (Cliff Pennington, Alex Blandino, Brandon Dixon)...in the 11th inning of the 2-1 win on 8/17 vs SF hit the first walkoff HR of his career (solo off Ray Black)...in the 12-6 win on 9/7 win vs SD produced his first career 2-HR game (off Matt Strahm, Miguel Diaz), a career-high 4 runs and tied career highs with 3 hits and 4 RBI...was 1 of only 2 Reds batters to score 4 runs in a game in 2018 (José Peraza)...in his last 23 apps at Louisville prior to his 7/20 promotion hit .384 with 13 multi-hit games (5hr, 29rbi, .450obp, .663slg, 1.113 ops)...from 4/30-5/17 was on Louisville's disabled list with a left thumb sprain.

2017: Spent most of the season at Class AAA Louisville, where he led the team and ranked T4th in the International League in stolen bases (23)...in his Major League debut made 28 apps and 11 starts during 4 stints for the Reds...from 4/21-4/25 made 2 pinch-hit apps and an appearance in RF as a defensive replacement...from 8/1-8/5 was on the roster for 5 days but did not make an appearance...from 8/15-8/22 went 5-for-8 with a double, 2 HR and 6 RBI in 4 apps, including his first career start (RF, 8/17 at Chi)...joined the Reds for the final time on 8/25, when OF Jesse Winker was disabled...for the Reds played LF (5g, 1gs), RF (5g, 3gs) and CF (9g, 7gs)...after Billy Hamilton suffered a fractured thumb on 9/6, started in the outfield in 3 of the Reds' 4 games (2gs in CF, 1gs in LF) until Jesse Winker came off the DL on 9/12...in the second inning of the 12-8 loss on 4/22 vs Cubs made his Major League debut as a pinch hitter and off Jake Arrieta hit into a fielder's choice...on 8/16 at Cubs entered the game in RF as part of a double switch and homered off Hector Rondon for his first Major League hit...became the first Reds batter to homer for his first career hit since Juan Encarnacion did it on 9/18/09 vs Fla off Leo Nunez...in the 13-10 win on 8/17 at Cubs made his first career start (RF) and hit a 2-run HR in the top of the seventh inning that snapped the 9-9 tie (3-4, 1 2b, 1hr, 4rbi, 1bb, 3r)...entered the season rated by *Baseball America* the 18th-best prospect in the organization.

MINOR LEAGUES

2016: In his first full season at Class AA, for Pensacola was the Southern League All-Star Game's Top Star and the SL's Batter of the Week for 4/25-5/1...with 36 stolen bases led all Reds minor league players (36-46, 78%)...attended his first Major League spring training camp...on 11/18 was added to the Reds' 40-man roster...**2015:** In 126 apps at Class A Daytona and Class AA Pensacola combined to produce 14hr, 71rbi and 34 stolen bases...was a mid-season Florida State League All-Star, MiLB.com Organization All-Star and Arizona Fall League Rising Star...ranked among all Reds minor leaguers in HR (1st), RBI (2nd) and steals (2nd)...played for the Peoria Javelinas in the AFL (18g, .209, 4 2b, 1hr, 13rbi)...was AFL Player of the Week for 11/3-11/9 (.333, 1 2b, 1hr, 8rbi, 2sb)...**2014:** Was rated by MLB.com the seventh-best prospect in the organization...ranked second among all Reds farmhands with 30 steals...**2013:** Was rated the organization's third-best prospect by *Baseball America* and the fourth-best by MLB.com...in *Baseball America's* Best Tools survey was selected as the organization's best hitter for average...**2012:** Following his junior season at Samford University was named Most Valuable Player of the prestigious Cape Cod League.

PERSONAL: Played baseball, football and basketball at LeRoy (AL) High School...majored in sociology at Samford University in Birmingham, AL, where as a junior in 2013 he was a pre-season All-American and pre-season Southern Conference Player of the Year...finished that 2013 season hitting .337 (55g, 14 2b, 11hr, 40rbi, 21sb, 58r), then was selected by the Reds in the draft's first round...follow on Twitter @Mr_MagicErvin.

ERVIN'S CAREER TRANSACTIONS

- Was selected by the Reds in the first round (27th overall) of the June 2013 first-year player draft. Was signed by Ben Jones.
- On Dayton's disabled list with a sprained left wrist, August 14-remainder of the season, 2013.
- On Daytona's disabled list with a strained left hamstring, June 27-July 5, 2015.
- On Louisville's disabled list with a left thumb sprain, April 30-May 17, 2018.

CAREER FIELDING

Pos.	Pct.	G	PO	A	E	TC	DP	PB
P	---	* 1	0	0	0	0	0	-
CF	.976	38	79	1	2	82	0	-
LF	.984	105	120	3	2	125	0	-
RF	.949	55	55	1	3	59	0	-

* Only career pitching appearance on 8/8/18 at NYM (8th inning, 8-0 loss)

Career Hitting

Yr	Club	AVG	G	AB	R	H	2B	3B	HR	RBI	SH	SF	HB	BB	SO	SB	CS	OBP	SLG	E
13	Billings - R	.326	34	129	27	42	9	1	8	29	0	0	3	17	24	12	0	.416	.597	3
	Dayton - A	.349	12	43	7	15	2	0	1	6	0	0	0	8	10	2	1	.451	.465	0
14	Dayton - A	.237	132	498	68	118	34	7	7	68	0	10	7	46	110	30	5	.305	.376	1
15	Daytona - A	.242	109	405	68	98	18	0	12	63	1	7	9	53	83	30	7	.338	.375	5
	Pensacola - AA	.235	17	51	7	12	3	0	2	8	0	0	2	13	15	4	3	.409	.412	0
16	Pensacola - AA	.239	123	419	71	100	22	3	13	45	0	3	18	65	88	36	10	.362	.399	3
17	Louisville - AAA	.256	99	363	46	93	20	2	7	40	5	0	2	37	83	23	6	.328	.380	5
	Cincinnati	.259	28	58	8	15	2	0	3	10	1	0	1	4	15	4	1	.317	.448	2
18	Louisville - AAA	.289	48	173	25	50	12	4	5	38	1	3	5	20	39	10	7	.373	.491	3
	Cincinnati	.252	78	218	27	55	10	1	7	31	0	4	5	20	60	6	1	.324	.404	3
19	Louisville - AAA	.290	40	145	27	42	8	1	6	26	0	3	5	19	34	6	6	.384	.483	0
	Cincinnati	.271	94	236	30	64	11	7	7	23	0	2	4	18	63	4	3	.331	.466	2
	Major Totals	.262	200	512	65	134	23	8	17	64	1	6	10	42	138	14	5	.326	.438	7
	Minor Totals	.256	614	2226	346	570	128	18	61	323	7	26	51	278	486	153	45	.348	.412	20

Career Pitching

Yr	Club	W-L	ERA	G	GS	CG	SHO	SV	IP	H	R	ER	HR	BB	SO	WP	BK
18	Cincinnati	0-0	0.00	1	0	0	0	0	0.1	0	0	0	0	0	0	0	0

* Only career pitching appearance on 8/8/18 at NYM (8-0 loss, Devin Mesoraco grounded out to end the 8th inning)

SINGLE-SEASON CAREER HIGH STREAKS

Hitting Streak: 7g, 8/30-9/9, 2017; **Hitless Streak:** 16ab, 9/21-9/26, 2019



STUART FAIRCHILD

@stustuuu

OF
84

Age: 24 Ht.: 6-0 Wt.: 200 Bats: R Throws: R ML Service: 0.000

Born: 3/17/96 Birthplace: Seattle, WA Resides: Seattle, WA

Acquired: Was selected in the second round of the June 2017 first-year player draft. Was signed by Perry Smith.

Contract: Signed through the 2020 season and under team control through 2025.

Non-Roster

CAREER HIGHLIGHTS

- In 2020 participated in his first Major League spring training camp...did come over from minor league camp to play in Major League spring training games in 2018 (1g) and 2019 (6g).
- Entered the 2020 season rated by *Baseball America* the player in the Reds' minor league system with the best strike zone discipline.
- Following the 2019 season was rated one of the organization's top prospects by *Baseball America* (8th) and *MiLB.com* (16th).
- While at Dayton in 2018 was a mid-season Midwest League All-Star.
- Following the 2017 season was rated by *Baseball America* the best defensive outfielder in the Reds' minor league system.
- In November 2017 attended a leadership training program at West Point.

BASEBALL AMERICA'S TOP 10 REDS PROSPECTS

1. Hunter Greene, RHP
2. Jonathan India, IF
3. Nick Lodolo, LHP
4. Tyler Stephenson, C
5. Tony Santillan, RHP
6. Jose Garcia, IF
7. Lyon Richardson, RHP
8. **Stuart Fairchild, OF**
9. Michael Siani, OF
10. Jameson Hannah, OF

2019 SEASON

- Split the season between Class A Daytona and Class AA Chattanooga...was his first action at Class AA.
- Ranked among the organization's minor league leaders in doubles (29, 4th), extra-base hits (44, T4th), total bases (177, 6th), HR (12, T7th), RBI (54, T7th), walks (44, 9th) and runs (57, T10th).
- Following the season played for Glendale in the prestigious Arizona Fall League (9g, .353, 4 2b, 6rbi, 1sb).
- On 1/10/20 was invited to Major League spring training camp, his first.

PERSONAL: Played at Wake Forest University, where in 2017 he was a consensus first team All-American and a Golden Spikes Award semifinalist...at WFU, did not commit an error during his freshman and junior seasons (288 total chances)...attended the 2019 Reds Caravan...follow on Twitter @stustuuu.

FAIRCHILD'S CAREER TRANSACTIONS

- Was selected by the Nationals in the 38th round of the June 2014 first-year player draft. Did not sign.
- Was selected by the Reds in the second round of the 2017 first-year player draft. Signed by Perry Smith.
- On Daytona's injured list with a right hamstring strain, April 4-10, 2019.

Career Hitting

Yr	Club	AVG	G	AB	R	H	2B	3B	HR	RBI	SH	SF	HB	BB	SO	SB	CS	OBP	SLG	E
17	Billings - R	.304	56	204	36	62	5	4	3	23	0	0	11	19	35	12	4	.393	.412	3
18	Dayton - A	.277	67	235	40	65	12	5	7	37	0	2	8	31	65	17	4	.377	.460	0
	Daytona - A	.250	63	220	25	55	14	1	2	20	0	3	2	17	63	6	2	.306	.350	0
19	Daytona - A	.258	67	248	32	64	17	2	8	37	0	3	5	25	60	3	5	.335	.440	1
	Chattanooga - AA	.275	42	153	25	42	12	1	4	17	0	0	7	19	23	3	2	.380	.444	0
	Minor Totals	.272	295	1060	158	288	60	13	24	134	0	8	33	111	246	41	17	.356	.421	4



KYLE
FARMER

Twitter @kFarm17

C / INF
52

Age: 29 **Ht.:** 6-0 **Wt.:** 205 **Bats:** R **Throws:** R **ML Service:** 1.129

Born: 8/17/90 **Birthplace:** Atlanta, GA **Resides:** Atlanta, GA

Acquired: From the Dodgers, along with OF Matt Kemp, OF Yasiel Puig, LHP Alex Wood and cash, for RHP Homer Bailey, IF Jeter Downs and RHP Josiah Gray, December 21, 2018.

Contract: Signed through the 2020 season and under team control through 2024.

CAREER HIGHLIGHTS

- In his Major League career has played 1B (20g, 7gs), 2B (41g, 14gs), 3B (38g, 20gs), SS (1g, 9/25/19 vs Mil, 9th inning), C (19g, 9gs) and P (1g, 8/8/19 vs Cubs).
- In the 11-inning, 3-2 Dodgers win on 7/30/17 became the first player in franchise history to produce a game-ending hit in his first career plate appearance (2-run double off SF's Albert Suárez).
- In 2015 participated in the Sirius XM All-Star Futures Game at Great American Ball Park in Cincinnati.
- In 2013 and 2015 was an MiLB.com Dodgers Organization All-Star.
- Was a mid-season All-Star in 2014 (Midwest League), 2015 (California League) and 2016 (Texas League).
- Before converting to catcher as a professional was an elite shortstop in college...at the University of Georgia, where he was a roommate and teammate of former Reds LHP Alex Wood, established career and single-season fielding percentage records for that middle infield position...appeared in 212 career games for the Bulldogs, including 211 starts at shortstop.

PINCH-HIT HOME RUNS (1)

Date	Pitcher
5/5/19 vs SF	Will Smith

2019 SEASON

- In his first season with the Reds made 97 apps and 35 starts.
- Played 1B (18g, 6gs), 2B (41g, 14gs), 3B (12g, 6gs), SS (1g), C (15g, 9gs) and P (1g).
- In his Major League career has played 1B (20g, 7gs), 2B (41g, 14gs), 3B (38g, 20gs), SS (1g, 9/25/19 vs Mil, 9th inning), C (19g, 9gs) and P (1g, 8/8/19 vs Cubs).
- Reds pitchers went 2-7 in his starts behind the plate and posted a 6.83 ERA when he caught...threw out 1-7 runners attempting to steal (14%).
- Led Reds pinch hitters in at bats, hits and doubles and tied Phillip Ervin for the team lead in pinch-hit RBI (10-37, .270, 3 2b, 1hr, 6rbi)...hit his only career pinch-hit HR on 5/5 vs SF (solo off Will Smith).
- From 7/18-7/27 missed 9 games while on the concussion list and from 9/4-9/17 missed 12 games while on the injured list with a left oblique injury.
- Had 9 HR and 27 RBI...were the first home runs of his career...entered the season with 11 career RBI in 59 apps.
- In the 12-5 loss on 8/8 vs Cubs started at C, moved to 2B in the seventh inning and then with 2 outs in the eighth made his only Major League pitching appearance...retired 4 of the 5 batters (1.1ip, 1h)...retired Jason Heyward on a groundout to end the eighth inning and strand 2 inherited runners, then threw a scoreless ninth...became the first Reds player to pitch and catch in the same game since Dee Moore in 1936...2 days earlier, on 8/6, Taylor Davis of Cubs did it vs Oak.
- In the 10-inning, 6-5 loss on 4/6 at Pit made his first start, played 3B and hit his first career HR, a 2-run shot off Trevor Williams that snapped a 30-inning scoreless streak by Reds batters (their longest since August 2015, also 30 innings).
- Homered in consecutive apps on 5/3 and 5/5 vs SF, including his first career pinch-hit HR on 5/5 (9th inning, solo off Will Smith).
- On 3/22 was reassigned to minor league camp but, following the right groin injury to 2B Scooter Gennett in that afternoon's game at Mil, returned to Major League camp the next day and spent the entire regular season on the Reds' roster.

2020 REDS

2018: Spent most of the season at Class AAA Oklahoma City, where he produced 32 extra-base hits in just 79 games, but also made 39 apps during 3 stints with the National League champion Dodgers...made his first Major League Opening Day roster and made 30 apps for the Dodgers before he was optioned to Oklahoma City on 5/13...made 2 more apps for LAD during a second stint from 6/15-6/19, then appeared in 7 additional games as a September callup...for LAD played primarily 3B (26g, 14gs) but also made 4 apps behind the plate and 2 apps/1 start at 1B.

2017: In his Major League debut made 20 apps during 3 stints with the National League champion Dodgers...was promoted on 7/28 and 2 days later vs SF made his first career appearance...in the bottom of the 11th inning of that 3-2 win at Dodger Stadium on 7/30, pinch hit and produced a game-ending, 2-run double off Albert Suárez...became the first player in franchise history to produce a walkoff hit in his first Major League plate appearance and the first player on any team to do it since Tor's Tomas Perez on 5/3/95...became the first Dodgers player to produce a walkoff win with his first career hit since pitcher Darren Dreifort's RBI-single on 5/27/94 vs Pit and the first Dodgers position player to do it since Greg Brock's RBI-single on 9/5/82 vs Pit...spent most of the season at Class AA Tulsa and Class AAA Oklahoma City, where he played C (51g), 3B (29g), 2B (6g), 1B (6g) and SS (2g)...produced his only Postseason RBI on a sacrifice fly in Game 3 of the National League Championship Series vs the Cubs.

REDS POSITION PLAYERS TO PITCH, MOST RECENT

José Peraza	7/30/19 vs Pit (11-4 loss)
Kyle Farmer	8/8/19 vs Chc (12-5 loss)
José Peraza	8/16/19 vs StL (13-4 loss)
Brandon Dixon	8/31/18 at StL (12-5 loss)
Brandon Dixon	8/13/18 vs Cle (10-3 loss)
Phillip Ervin	8/8/18 at NYM (8-0 loss)
Alex Blandino	7/11/18 at Cle (19-4 loss)
Cliff Pennington	4/12/18 vs StL (13-4 loss)
Scooter Gennett	8/14/17 at Chc (15-5 loss)
Tyler Holt	8/22/16 vs LAD (18-9 loss)
Skip Schumaker	8/21/14 vs Atl (8-0 loss)
Paul Janish	7/6/09 at Phi (22-1 loss)
Paul Janish	5/6/09 vs Mil (15-3 loss)

MINOR LEAGUES

2015: With 40 doubles at Class A Rancho Cucamonga and Class AA Tulsa ranked T9th among all minor league batters...following the season played for Glendale in the prestigious Arizona Fall League (.293/.323/.517, 7 2b, 2hr, 13rbi).

PERSONAL: Attended Marist High School in Atlanta, where he played baseball and football...at the University of Georgia appeared in 212 games, including 211 starts at shortstop, and hit .308 with 63 doubles, 7 triples, 18 HR, 168 RBI and 11 stolen bases...holds the career record for fielding percentage by a Georgia shortstop (.968 in 1,045 total chances) and the single-season record for fielding percentage by a Bulldog shortstop (.978 in 2013)...ranks among Georgia's all-time leaders in games played, total bases, at bats, hits, doubles and RBI...as a junior and senior at UGA was named to the Athletic Director's Academic Honor Roll...in the hit movie *The Blind Side* made a cameo appearance as a high school quarterback.

2019 CATCHERS' ERA

Catcher	GS	IP	ER	ERA
Barnhart	42-45	773.0	357	4.16
Casali	27-30	504.1	209	3.73
Farmer	2-7	81.2	62	6.83
Graterol	2-3	37.1	21	5.06
Lavarway	2-2	41.2	19	4.10

2019 CATCHERS' CAUGHT STEALING %

Catcher	SB	CS	%
Barnhart	41	11	21%
Casali	32	8	20%
Farmer	6	1	14%
Graterol	2	0	0%
Lavarway	4	1	17%

FARMER'S CAREER TRANSACTIONS

- Was selected by the Yankees in the 35th round of the June 2012 first-year player draft. Did not sign.
- Was selected by the Dodgers in the eighth round of the June 2013 first-year player draft. Was scouted and signed by Lon Joyce.
- Was acquired by the Reds, along with OF Matt Kemp, OF Yasiel Puig, LHP Alex Wood and cash, for RHP Homer Bailey, IF Jeter Downs and RHP Josiah Gray, December 21, 2018.
- On 7-day concussion list, July 18-27, 2019; included rehabilitation assignments at Dayton, 7/25 and at Louisville, 7/27.
- On 10-day injured list with a left oblique strain, September 4-17, 2019.

CAREER FIELDING

Pos.	Pct.	G	PO	A	E	TC	DP	PB
P	---	* 1	0	0	0	0	0	-
C	.989	19	83	4	1	88	0	0
1B	.987	20	70	5	1	76	7	-
2B	.984	41	25	36	1	62	7	-
3B	.981	38	8	44	1	53	4	-
SS	1.000	^ 1	1	0	0	1	0	-

* Only career pitching appearance on 8/8/19 vs Chc
 ^ Only career appearance at SS on 9/25/19 vs Mil

Career Hitting

Yr	Club	AVG	G	AB	R	H	2B	3B	HR	RBI	SH	SF	HB	BB	SO	SB	CS	OBP	SLG	E
13	Ogden - R	.347	41	167	37	58	19	0	4	36	0	4	6	7	21	1	1	.386	.533	4
14	Great Lakes - A	.310	57	229	25	71	16	4	2	35	0	2	3	15	24	9	3	.357	.441	1
	R. Cucamonga - A	.238	36	130	8	31	5	1	0	15	2	1	3	10	28	2	0	.306	.292	3
15	R. Cucamonga - A	.337	44	163	33	55	14	6	1	27	0	2	5	12	25	5	2	.396	.515	1
	Tulsa - AA	.272	76	283	25	77	26	1	2	39	0	4	4	14	55	0	1	.311	.392	2
16	Tulsa - AA	.256	74	266	31	68	18	2	5	31	0	3	3	25	44	2	0	.323	.395	9
	#AZL Dodgers - R	.294	4	17	4	5	0	0	2	4	0	0	0	1	1	0	0	.333	.647	0
17	Tulsa - AA	.339	33	124	21	42	7	0	3	18	0	1	0	16	13	1	0	.411	.468	3
	Oklahoma City - AAA	.305	59	223	32	68	16	1	7	38	0	0	4	13	36	0	4	.354	.480	2
	Los Angeles (NL)	.300	20	20	1	6	1	0	0	2	0	0	0	0	3	0	0	.300	.350	0
18	Los Angeles (NL)	.235	39	68	1	16	4	1	0	9	0	1	3	5	15	0	0	.312	.324	1
	Oklahoma City - AAA	.288	79	288	37	83	24	1	7	36	0	3	4	17	50	1	1	.333	.451	3
19	Cincinnati	.230	97	183	22	42	6	0	9	27	0	1	3	10	59	4	1	.279	.410	3
	#Dayton - A	.000	1	2	0	0	0	0	0	0	0	0	0	1	0	0	0	.333	.000	0
	#Louisville - AAA	.000	1	4	1	0	0	0	0	0	0	0	0	0	2	0	0	.000	.000	0
	Major Totals	.236	156	271	24	64	11	1	9	38	0	2	6	15	77	4	1	.289	.384	4
	Reds Totals	.230	97	183	22	42	6	0	9	27	0	1	3	10	59	4	1	.279	.410	3
	Minor Totals	.294	505	1896	254	558	145	16	33	279	2	20	32	131	299	21	12	.347	.440	28

Injury rehab

Career Pitching

Yr	Club	W-L	ERA	G	GS	CG	SHO	SV	IP	H	R	ER	HR	BB	SO	WP	BK
19	Cincinnati	0-0	0.00	1	0	0	0	0	1.1	1	0	0	0	0	0	0	0

* Only career pitching appearance on 8/8/19 vs Chc (1st Reds player to pitch and catch in the same game since Dee Moore in 1936)

Division Series Record

Yr	Club, Opponent	AVG	G	AB	R	H	2B	3B	HR	RBI	SH	SF	HB	BB	SO	SB	CS	OBP	SLG	E
17	LAD vs Ari	.000	1	1	0	0	0	0	0	0	0	0	0	0	1	0	0	.000	.000	0

League Championship Series Record

Yr	Club, Opponent	AVG	G	AB	R	H	2B	3B	HR	RBI	SH	SF	HB	BB	SO	SB	CS	OBP	SLG	E
17	LAD vs Chc	.000	4	3	0	0	0	0	0	1	0	1	0	0	1	0	0	.000	.000	0

SINGLE-SEASON CAREER HIGH STREAKS

Hitting Streak: 4g, 4/7-4/13, 2018; **Hitless Streak:** 11ab, 8/25-9/2, 2019



FREDDY GALVIS

@freddygalvis10

INF
3

Age: 30 **Ht.:** 5-10 **Wt.:** 195 **Bats:** S **Throws:** R **ML Service:** 7.021

Born: 11/14/89 **Birthplace:** Punto Fijo, VZ **Resides:** Davie, FL

Acquired: Was claimed off waivers from the Blue Jays, August 12, 2019.

Contract: The Reds exercised his contract option for the 2020 season, November 1, 2019. Is signed through 2020.

CAREER HIGHLIGHTS

- In 2017 was the Phillies' recipient of the MLB Players Alumni Association Heart and Hustle Award, presented annually to an active player who demonstrates a passion for and best embodies the values, spirit and traditions of the game.
- Is the only player in Major League history to hit grand slams for 2 teams in the same season, both as a shortstop (2019, Tor & Cin).
- In each of the 2017 and 2018 seasons played in 162 games.
- In 2018 led Major League Baseball with 162 starts...his 1,441.0 innings in the field were the most of any player in the majors.
- In 2017 led Major League shortstops in fielding percentage (.989) and led National League shortstops in starts (155) and innings played (1,359.1).
- In 2016 led National League shortstops in starts (153) and fielding percentage (.987).
- In 2010 led Eastern League shortstops in fielding percentage (.982), assists (393), putouts (220) and total chances (624).
- In 2011 received the Paul Owens Award as the best player in the Phillies' minor league system and was an MiLB.com Organizational All-Star.
- In 2010 was an Eastern League All-Star.

2019 SEASON

- In 147 apps for the Blue Jays and Reds combined to hit .260 and established career highs with 23 HR and 70 RBI.
- On 8/12 was claimed off waivers from Toronto, where he played SS (103g, 102gs) and 2B (5g, 4gs).
- For the Reds made 23 of his 27 starts at 2B and his other 4 starts at SS.
- On 9/14 at Ari, left the game in the middle of a plate appearance with a left knee sprain...an MRI showed no ligament or meniscus damage...didn't play again the rest of the season because of the knee injury and then an illness.
- With 2 outs in the seventh inning of the 11-5 win on 9/12 at Sea hit a grand slam off Dan Altavilla that gave the Reds a 7-5 lead...was his third career grand slam and second of the season (6/24 for Tor at NYY off Jonathan Holder)...became the first shortstop in Major League history to hit 2 grand slams in a season for 2 teams.
- Hit safely in 4 of his last 6 apps of the season (5-20, .250, 1 2b, 1hr, 5rbi, .375obp), following a 13-game stretch from 8/27-9/7 in which he went 1-for-40 (1 2b, Orbi, .071obp) that dropped his season batting average from .280 to .261.
- Did not play for the Blue Jays on 4/24, snapping his streak of 349 consecutive games played...was the longest active streak in the Major Leagues (Freddie Freeman 2nd, 194g).
- On 11/1, the Reds exercised his contract option for the 2020 season.

GRAND SLAMS (3)

Date	Pitcher
9/12/19 for Cin at Sea	Dan Altavilla
6/24/19 for Tor at NYY	Jonathan Holder
8/12/18 for SD vs Phi	Jake Arrieta

MULTI-HOMER GAMES (3)

Date	Pitchers
7/1/19 for Tor vs KC	Glenn Sparkman 2
7/9/17 for Phi vs SD	T. Cahill, P. Maton
6/4/17 for Phi vs SF ..	Matt Moore, Derek Law

WALKOFF HOME RUNS (2)

Date (Inning)	Pitcher
9/7/13 for Phi vs Atl (9th)	Freddy Garcia
5/19/13 for Phi vs Cin (9th) ..	Aroldis Chapman

2018: For the second consecutive season played in all 162 games...finished the year with 325 consecutive games played, the longest active streak in the Major Leagues...his 1,441.0 innings in the field were the most in the Majors...led Major League Baseball with 162 starts...among National League shortstops ranked second in fielding percentage (.986) and putouts (222)...joined Khalil Greene (2004-2007) as the only Padres shortstops to hit at least 13 homers in a season.

2017: Joined Larry Bowa (1974) and Jimmy Rollins (2007) as the third Phillies player, whose primary career position was shortstop, to appear in all 162 games...became the 11th Phillies player at any position to do so, the first since 1B Ryan Howard in 2008...was 1 of only 5 players in the Major Leagues to appear in all 162 games (Alcides Escobar, Eric Hosmer, Rongned Odor, Joey Votto)...led Major League shortstops in fielding percentage (.989) and led National League shortstops in starts (155) and innings (1359.1)...on 5/23 vs Col had 10 assists...on 6/4 vs SF became the first Phillies batter to homer from each side of the plate since Jimmy Rollins did it on 7/20/11 at Cnc...was the Phillies' recipient of the MLB Players Alumni Association Heart and Hustle Award, presented annually to an active player who demonstrates a passion for and best embodies the values, spirit and traditions of the game.

2016: Joined Jimmy Rollins as the only shortstops in Phillies history with at least 20 doubles and 20 home runs in a season...led National League shortstops in starts (153) and fielding percentage (.987) and ranked second in innings played (1,350.0)...from 4/9-5/28 made 44 consecutive apps, including 42 starts, without making an error...from 7/22-9/17 appeared in 51 consecutive errorless apps, including 50 starts...following the season played for Venezuela Winter League champion Arguilas del Zulia.

2014: Began the season on the 15-day disabled list with a staff infection in his left knee due to MRSA (Methicillin-resistant Staphylococcus aureus)...was infected during spring training...came off the DL on 4/11 and went 2-for-42 before he was optioned to Lehigh Valley on 5/9...on 5/14 was disabled with a fractured clavicle suffered in a collision on 5/11...was reinstated on 7/16...was promoted to the Phillies on 8/23 and the rest of the season made 32 starts (23gs at SS, 5gs at 3B, 4gs at 2B)...following the season played for Zulia in the Venezuela Winter League.

2012: Was the Phillies' Opening Day second baseman...became the first Phillies player to make his Major League debut on Opening Day since 1970, when Larry Bowa (SS) and Denny Doyle (2B) did it...on 4/9 vs Mia recorded his first career hit and RBI (2-run double off Anibal Sánchez)...his hit first home run on 4/13 vs NYM (solo off R.A. Dickey)...from 6/7 through the remainder of the season was on the disabled list with a fractured vertebrae...when disabled was tied for the Major League lead in apps...while on the DL, from 6/19-8/16 served a 50-game suspension for violating Major League Baseball's Joint Drug Prevention and Treatment Program after testing positive for a metabolite of Clostebol.

PERSONAL: Is a 2006 graduate of Unidad Educativa San Francisco Javier, where he played baseball, basketball and soccer...his favorite baseball player is Omar Vizquel.

GALVIS' CAREER TRANSACTIONS

- Was signed by the Phillies as an international free agent, July 2, 2006. Was signed by Sal Agostinelli and Jesús Méndez.
- On disabled list with a fractured vertebrae, June 7-remainder of the season, 2012.
- While on the disabled list with a fractured vertebrae, was suspended for 50 games without pay for violating Major League Baseball's Joint Drug Prevention and Treatment Program after testing positive for a metabolite of Clostebol, June 19-August 16, 2012.
- On disabled list with a staph infection in his left knee, March 21-April 10, 2014.
- On Lehigh Valley's disabled list with a fractured left clavicle, May 14-July 15, 2014.
- Was acquired by the Padres for RHP Enyel De Los Santos, December 15, 2017.
- Was signed by the Blue Jays to a 1-year contract through the 2019 season with a club option for 2020, January 29, 2019.
- Was claimed off waivers by the Reds, August 12, 2019.
- The Reds exercised his contract option for the 2020 season, November 1, 2019.

CAREER FIELDING

Pos.	Pct.	G	PO	A	E	TC	DP	PB
2B	.992	126	193	293	4	490	58	-
3B	.982	27	8	47	1	56	3	-
SS	.985	768	1048	2024	48	3120	445	-
LF	1.000	11	20	0	0	20	0	-
CF	1.000	1	5	0	0	5	0	-

In 2018 led all Major League players in starts (162) and in innings played (1,441.0)

In 2017 led Major League shortstops in fielding percentage (.989) and led National League shortstops in starts (155) and innings played (1,359.1)

In 2016 led National League shortstops in starts (153) and fielding percentage (.987)

Career Hitting

Yr	Club	AVG	G	AB	R	H	2B	3B	HR	RBI	SH	SF	HB	BB	SO	SB	CS	SLG	OBP	E	
07	Williamsport - A	.203	38	143	20	29	5	1	0	7	3	0	0	10	20	9	4	.252	.255	4	
08	Lakewood - A	.238	127	458	59	109	12	1	3	42	16	6	4	39	58	14	7	.288	.300	21	
09	Clearwater - A	.247	63	251	29	62	8	2	1	15	8	1	2	10	43	6	3	.307	.280	8	
	GCL Phillies - R	.276	7	29	6	8	1	0	0	0	0	0	0	1	4	1	1	.310	.300	1	
	Reading - AA	.197	16	61	6	12	0	0	1	5	0	0	0	2	7	0	1	.246	.222	4	
10	Reading - AA	.233	138	502	58	117	16	4	5	48	8	4	1	30	89	15	4	.311	.276	11	
11	Reading - AA	.273	104	422	63	115	22	4	8	35	7	1	6	28	68	19	11	.400	.326	16	
	Lehigh Valley - AAA	.298	33	121	15	36	6	1	0	8	2	0	0	3	18	4	2	.364	.315	3	
12	Philadelphia	.226	58	190	14	43	15	1	3	24	3	0	0	7	29	0	0	.363	.254	1	
13	Philadelphia	.234	70	205	13	48	5	4	6	19	3	0	1	13	45	1	0	.385	.283	3	
	Lehigh Valley - AAA	.245	62	241	26	59	14	2	3	25	7	6	1	11	51	3	1	.357	.274	3	
14	#Clearwater - A	.200	5	20	4	4	0	2	1	3	0	0	0	0	2	0	0	.550	.200	2	
	#GCL Phillies - R	.250	5	16	2	4	1	0	0	3	0	0	0	1	2	1	0	.313	.294	0	
	Lehigh Valley - AAA	.267	35	135	22	36	14	1	3	15	3	0	0	11	25	1	1	.452	.322	1	
	Philadelphia	.176	43	119	14	21	3	1	4	12	0	1	0	8	30	1	0	.319	.227	1	
15	Philadelphia	.263	151	559	63	147	14	5	7	50	7	4	3	30	103	10	1	.343	.302	17	
16	Philadelphia	.241	158	584	61	141	26	3	20	67	8	4	3	25	136	17	6	.399	.274	8	
17	Philadelphia	.255	162	608	71	155	29	6	12	61	2	4	4	45	111	14	5	.382	.309	7	
18	San Diego	.248	162	602	62	149	31	5	13	67	1	6	2	45	147	8	6	.380	.299	9	
19	Toronto	.267	115	450	55	120	24	1	18	54	1	1	0	21	112	4	1	.444	.299	6	
	Cincinnati	.234	32	107	12	25	4	0	5	16	0	1	1	7	33	0	1	.411	.284	1	
	Major Totals	.248	951	3424	365	849	151	26	88	370	25	21	14	201	746	55	20	.384	.291	53	
	AL Totals	.267	115	450	55	120	24	1	18	54	1	1	0	21	112	4	1	.444	.299	6	
	NL Totals	.245	836	2974	310	729	127	25	70	316	24	20	14	180	634	51	19	.375	.290	47	
	Reds Totals	.234	32	107	12	25	4	0	5	16	0	1	1	7	33	0	1	.411	.284	1	
	Minor Totals	.246	633	2399	310	591	99	18	25	206	54	18	14	146	387	73	35	.334	.291	74	
	# Injury rehab																				

SINGLE-SEASON CAREER HIGH STREAKS

Hitting Streak: 13g, 4/16-5/1, 2017; Hitless Streak: 31ab, 5/26-6/7, 2015



JOSE GARCIA

IF
83

Age: 21 Ht.: 6-2 Wt.: 175 Bats: R Throws: R ML Service: 0.000

Born: 4/5/98 Birthplace: Havana, Cuba Resides: Pompano Beach, FL

Acquired: Was signed as a non-drafted free agent, June 8, 2017. Was signed by Chris Buckley, Tony Arias, Miguel Machado, Jim Stoeckel, Bob Engle and Hector Otero.

Contract: Signed through the 2020 season and under team control through 2025.

Non-Roster

CAREER HIGHLIGHTS

- Entered the 2020 season rated by *Baseball America* the sixth-best player in the organization and the player in the Reds' minor league system with the best infield arm.
- Was the Reds' 2019 Minor League Hitter of the Year.
- Was an MiLB.com Organizational All-Star following each of his 2 professional seasons.
- Was named Midwest League Player of the Week from 8/13-8/19, 2018 and Florida State League Player of the Week for 8/19-8/25, 2019.
- In 2019 led the Florida State League in doubles and extra-base hits.
- Was signed out of Cuba by Chris Buckley, Tony Arias, Miguel Machado, Jim Stoeckel, Bob Engle and Hector Otero.

BASEBALL AMERICA'S TOP 10 REDS PROSPECTS

- Hunter Greene, RHP
- Jonathan India, IF
- Nick Lodolo, LHP
- Tyler Stephenson, C
- Tony Santillan, RHP
- **Jose Garcia, IF**
- Lyon Richardson, RHP
- Stuart Fairchild, OF
- Michael Siani, OF
- Jameson Hannah, OF

2019 SEASON

- Was the Reds' 2019 Minor League Hitter of the Year and an MiLB.com Organizational All-Star.
- Was Florida State League Player of the Week for 8/19-8/25.
- Led the Florida State League in doubles and extra-base hits (46) and ranked among the FSL leaders in slugging percentage (3rd), total bases (176, 4th), OPS (.779, 5th), hits (T9th), on-base percentage (10th) and runs (11th).
- With 37 doubles tied Christian Colón for the lead among all Reds minor league batters and ranked among the system's leaders in extra-base hits (46, 3rd), RBI (6th), total bases (176, 7th), runs (T7th), hits (8th) and slugging percentage (10th).
- Following the season was rated by *Baseball America* the sixth-best prospect in the organization and the 16th-best prospect in the Florida State League...was rated by MiLB.com the organization's ninth-best prospect.
- Following the season played for Glendale in the prestigious Arizona Fall League (16g, .213, 3 2b, 1hr, 9rbi, 3sb).
- On 1/10/20 was invited to 2020 Major League spring training camp.

GARCIA'S CAREER TRANSACTIONS

- Was signed by the Reds as a non-drafted free agent, June 8, 2017. Was signed by Chris Buckley, Tony Arias, Miguel Machado, Jim Stoeckel, Bob Engle and Hector Otero.

Career Hitting

Yr	Club	AVG	G	AB	R	H	2B	3B	HR	RBI	SH	SF	HB	BB	SO	SB	CS	OBP	SLG	E
18	Dayton - A	.245	125	482	61	118	22	4	6	53	3	1	12	19	112	13	9	.290	.344	28
19	Daytona - A	.280	104	404	58	113	* 37	1	8	55	0	6	17	25	83	15	2	.343	.436	25
Minor Totals		.261	229	886	119	231	59	5	14	108	3	7	29	44	195	28	11	.315	.386	53

* In 2019 led the Florida State League in doubles (37) and extra-base hits (46)



AMIR

@Amir_Garrett

LHP

GARRETT

50

Age: 27 Ht.: 6-5 Wt.: 239 Bats: R Throws: L ML Service: 2.099

Born: 5/3/92 Birthplace: Victorville, CA Resides: Las Vegas, NV

Acquired: Was selected in the 22nd round of the June 2011 first-year player draft. Was signed by Clark Crist.

Contract: Signed through the 2020 season and under team control through 2023.

CAREER HIGHLIGHTS

- Following the 2015 and 2016 seasons was the organization's Minor League Pitcher of the Year.
- In 3 straight seasons from 2014-2016 was named an MiLB.com Organization All-Star.
- In 2016 was a mid-season Southern League All-Star.
- In 2015 was the Florida State League's Co-Pitcher of the Year and the Reds' Pitching Prospect of the Year as named by MLB Pipeline.
- Was the winning pitcher for the U.S. team in the 2015 SiriusXM Radio All-Star Futures Game at Cin's Great American Ball Park...also pitched for the U.S squad in the 2016 All-Star Futures Game at SD's Petco Park.
- Was the Reds' Minor League Pitcher of the Month for June 2014.
- In January 2017 participated in MLB's Rookie Development Program.

2019 SEASON

- Established career bests in wins, ERA, apps and strikeouts.
- Retired the first batter in 55 of his 69 apps and stranded 28 of 41 inherited runners.
- The Reds went 37-32 (.536) in games in which he pitched.
- 13 times pitched on consecutive days...once in his career pitched on 3 straight days (7/2-7/4, 2018 vs WSox).
- 12 times threw more than 1.0 inning and once threw a season-high 2.0 innings (4/24 vs Atl).
- Produced a pair of season-high 8-game scoreless streaks that tied his career high (5/5-5/21, 6/1-6/17).
- Was ejected 3 times and served an 8-game suspension from 8/12-8/19.
- In the fourth inning of the 7-5 loss on 4/7 at Pit was ejected after a bench-clearing incident that began after Pirates starter Chris Archer threw a pitch behind Derek Dietrich, who hit a 436-foot HR earlier in the game... manager David Bell, teammate RF Yasiel Puig and Pit's RHP Keone Kela and LHP Felipe Vázquez also were ejected...Bell (1g), Puig (2g) and Archer (5g), who was not ejected, were suspended.
- Posted a 5.40 ERA in his last 17 apps of the season beginning 8/20, when he returned from an 8-game suspension for his role in a bench-clearing incident in the top of the ninth inning on 7/30 vs Pit...was 1 of 6 players ejected after that incident, was 1 of 9 ejected over the course of that game and was 1 of 8 suspended for his actions...in his absence, the Reds went 2-6 and posted a bullpen ERA of 4.30.
- From 6/21-7/20 produced a career-high 7 straight hitless apps (6.2ip, 6bb, 12k).
- On 8/27 at Mia was ejected for the third time, by HP umpire Ryan Blakney for arguing balls and strikes.
- Made his 100th Major League appearance in the 6-5 loss on 5/12 vs SF and retired all 4 batters over the eighth and ninth innings.
- From 7/4-7/19 was on the 10-day injured list with a left lat strain.

2018: In his first professional season as a reliever produced a 4.29 ERA in 66 apps...entered the season with 6 relief apps in 130 professional games...tied Raisel Iglesias for second-most apps on the pitching staff, behind Jared Hughes' team-high 72 apps...13 times threw more than 1.0 inning, 5 times threw at least 2.0 innings and on 5/15 at SF threw a season-high 2.2 innings...the Reds went 35-31 in games in which he pitched... from 8/29-9/9 missed 12 games while disabled with a bone bruise in his left foot...when disabled, was leading the staff with a career-high 58 apps...stranded 36 of 44 inherited runners, third-best percentage on the staff (82%)...3 times threw on consecutive days...from 7/2-7/4 vs WSox pitched 3 straight days for the first time in his career...posted ERAs of 1.35 in his first 21 apps and 2.40 through his first 36 apps...began the season with a career-high 8 scoreless apps (9.2ip, 7h, 1bb, 11k) and a season-high 11.2 scoreless innings (9g)... both streaks were broken on 4/24 vs Atl in what to that point was the longest relief appearance of his career (2.1ip, 3er)...in the 5-3 loss on 5/15 at SF, entered the game in the fourth inning for starter Tyler Mahle and in the longest relief appearance of his career allowed just 2 singles over 2.2 scoreless innings (4k)...struck out the side in the sixth inning.

2017: In his Major League debut, during 3 stints with the Reds made his first 14 apps as a starter (3-8, 7.49) and his last 2 apps in relief...his 6 quality starts ranked fifth on the staff (Scott Feldman 9, Luis Castillo 8, Homer Bailey 7, Tim Adleman 7)...as 1 of 7 rookies on the Opening Day Roster, started the Reds' fourth game of the season and went 3-2, 4.25 with 5 quality apps in 6 starts before he was optioned to Louisville on 5/7 preceding scheduled team off days on 5/10 and 5/15...made 1 start for the Bats, on 5/12 vs Charlotte in which he retired all 6 batters by strikeout (29 pitches, 20 strikes), before he returned to the Reds for starts on 5/18 at Cubs and 5/23 vs Cle...went 0-1, 13.00 (9ip, 13er) in those 2 starts before he was disabled with right hip inflammation...in his second stint with the Reds, from 5/18-6/20 went 0-4, 12.49 in a 6-start stretch interrupted by the stint on the 10-day disabled list (5/25-6/3)...after he came off the DL went 0-3, 12.15 in 4 starts until he was optioned back to Louisville on 6/23, when RHP Luis Castillo was promoted to start that night's game at Wsh...after that 6/23 option, spent the rest of the minor league season with the Bats until he was promoted again on 9/5...after his September callup made 2 starts (9ip, 8er) before finishing the season with 2 relief apps...began his Major League career with 12 scoreless innings over his first 2 starts before allowing a 2-run HR to David Freese in the seventh inning on 4/12 at Pit...Garrett's 12-inning scoreless streak tied Billy Rhines (1890) for second-longest to begin a Reds career...in 1970, Wayne Simpson began his Reds career with 15 scoreless innings...in his 2-0 win on 4/7 at STL (6ip, 2h, 2bb, 4k) became only the fourth Reds pitcher since 1900 to throw at least 6.0 scoreless innings in his Major League debut, joining Bob Spade (9ip vs NYG on 9/22/1907), Chief Johnson (7ip vs STL on 4/16/1913) and Wayne Simpson (9ip vs LA on 5/9/1970)...in that 4/7 debut recorded his first career strikeout (Kolten Wong) while becoming the first Reds pitcher to beat the Cardinals in his first career appearance since Keith Brown on 8/25/1988...his 12 strikeouts in the 2-0 loss on 4/19 vs Bal tied the modern franchise record for strikeouts in a game by a rookie lefthanded pitcher (Dennys Reyes, 8/20/1998 at Pit)...the staff's 16 strikeouts that night vs the Orioles fell 1 shy of the modern single-game club record for 9 innings...RHP Gary Nolan still holds the modern club record for strikeouts in a game by a rookie (15, 6/7/1967 vs SF)...on 5/23 vs Cle, in his eighth start, produced an RBI-double off Carlos Carrasco for his first career hit and RBI...on 6/9 at LAD left after 6 batters when he was hit on the left hand by an Austin Barnes line drive...x-rays were negative, and he didn't miss a start...became the first player from the Reds' Class A Daytona franchise to appear in a Major League game...entered the season rated by *Baseball America* the organization's third-best prospect and by MLB Pipeline.com the 66th-best prospect in baseball.

10-STRIKEOUT GAMES (1)

Date	Strikeouts
4/19/17 vs Bal *	12
* Third career appearance	

MINOR LEAGUES

2016: In his first action above Class A, for the second straight season was the organization's Minor League Pitcher of the Year and for the third straight year was an MiLB.com Organization All-Star...also was a mid-season Southern League All-Star...at Class AA Pensacola and Class AAA Louisville, in 23 starts and 2 relief apps combined to finish 7-8, 2.55 with 132 strikeouts and just 99 hits allowed in 144.2 innings...led all Reds minor league pitchers in ERA and ranked fourth in strikeouts (132)...began the season at Pensacola...when he was promoted to Louisville on 6/17 was leading all Class AA and Class AAA pitchers in opponents' batting average (.184)...for the second straight season pitched for Team USA in the mid-summer SiriusXM Radio All-Star Futures Game...in the 11-3 loss at SD's Petco Park, threw hitless second and third innings but was denied the win when the World Team took the lead in the eighth inning and then scored 7 runs in the ninth...following the season was rated by MLB.com the second-best prospect in the organization and by *Baseball America* both the 16th-best prospect in the International League and 11th-best Southern League prospect...entered the season rated by *Baseball America* the organization's best athlete and third-best prospect overall...**2015:** Following a full season at Class A Daytona was the organization's Minor League Pitcher of the Year, the Florida State League's Co-Pitcher of the Year and the Reds' Pitching Prospect of the Year as named by MLB Pipeline...shared the FSL's Pitcher of the Year Award with Charlotte's Jacob Faria...among all Reds minor leaguers ranked second in ERA and fourth in strikeouts...ranked among the FSL leaders in ERA (2nd), strikeouts (2nd), starts (T3rd), opponents' BA (.230, 3rd), WHIP (1.123, 5th) and wins (T5th)...among FSL starting pitchers ranked first in strikeouts per 9ip (8.53) and fourth in fewest baserunners per 9ip (11.29)...in his 13 starts after the All-Star break went 7-2, 1.79 while holding opponents to a .216ba...in a 3-0 win over Clearwater in the opening round of the FSL playoffs allowed just 1 single over 7.0 scoreless innings while producing a career-high 12 strikeouts without a walk...gave up a 2-out single in the seventh inning to Rhys Hoskins...was the winning pitcher for the U.S. team in the SiriusXM Radio All-Star Futures Game...was a non-roster invitee to Major League spring training camp...**2014:** Spent the season at Class A Dayton, where among all Reds minor leaguers he ranked seventh in ERA (3.65) and fifth in strikeouts (127)...led the Midwest League in shutouts (2) while ranking T1st in complete games (2) and T3rd in starts (27)...was the organization's Pitcher of the Month for June (5gs, 2-0, 2.70, 1sho, 26.2ip, 19h, 4bb, 24k)...on 11/20 was added to the 40-man roster...**2013:** Entered the season rated by MLB.com the organization's 15th-best prospect.

PERSONAL: Graduated from Findlay Prep High School in Henderson, Nevada...played basketball at St. John's University, where as a sophomore he helped lead the Red Storm to the second round of the National Invitation Tournament...transferred to Cal State-Northridge in 2013 to play for coach Reggie Theus...has 10 siblings...follow on Twitter @Amir_Garrett.

GARRETT'S CAREER TRANSACTIONS

- Was selected by the Reds in the 22nd round of the June 2011 first-year player draft. Was signed by Clark Crist.
- On disabled list with inflammation in his right hip, May 25-June 3, 2017.
- On disabled list with a left foot bone bruise, August 29-September 9, 2018.
- On 10-day injured list with a left lat strain, July 4-19, 2019.

Career Pitching

Yr	Club	W-L	ERA	G	GS	CG	SHO	SV	IP	H	R	ER	HR	BB	SO	WP	BK
12	AZL Reds - R	0-2	5.79	7	5	0	0	0	14.0	14	14	9	1	12	13	4	0
	Billings - R	0-0	0.00	2	2	0	0	0	6.0	4	0	0	0	1	5	0	0
13	Billings - R	1-1	2.66	5	5	0	0	0	23.2	22	12	7	0	10	17	2	1
	Dayton - A	1-3	6.88	8	8	0	0	0	34.0	40	26	26	4	16	15	8	0
14	Dayton - A	7-8	3.65	27	27	*2	*2	0	133.1	115	65	54	11	51	127	8	2
15	Daytona - A	9-7	2.44	26	26	1	1	0	140.1	117	50	38	4	55	133	9	1
16	Pensacola - AA	5-3	1.75	13	12	0	0	0	77.0	51	20	15	0	28	78	7	0
	Louisville - AAA	2-5	3.46	12	11	0	0	0	67.2	48	30	26	6	31	54	2	0
17	Cincinnati	3-8	7.39	16	14	0	0	0	70.2	74	60	58	23	40	63	1	0
	Louisville - AAA	2-4	5.72	14	14	1	1	0	67.2	79	50	43	7	24	61	5	1
18	Cincinnati	1-2	4.29	66	0	0	0	0	63.0	56	30	30	8	25	71	3	0
19	Cincinnati	5-3	3.21	69	0	0	0	0	56.0	44	22	20	7	35	78	5	1
Major Totals		9-13	5.12	151	14	0	0	0	189.2	174	112	108	38	100	212	9	1
Minor Totals		27-33	3.48	114	110	4	4	0	563.2	490	267	218	33	228	503	45	5

* Led Midwest League

Career Hitting

Yr	Club	AVG	G	AB	R	H	2B	3B	HR	RBI	SH	SF	HB	BB	SO	SB	CS	OBP	SLG	E
17	Cincinnati	.053	16	19	1	1	1	0	0	1	4	0	0	0	6	0	0	.053	.105	2
18	Cincinnati	.000	66	2	0	0	0	0	0	0	0	0	0	0	1	0	0	.000	.000	0
19	Cincinnati	.000	69	0	0	0	0	0	0	0	0	0	0	0	0	0	0	.000	.000	1
Major Totals		.048	151	21	1	1	1	0	0	1	4	0	0	0	7	0	0	.048	.095	3

Only career hit and RBI on 5/23/17 vs Cle (RBI-double off Carlos Carrasco)

SINGLE-SEASON CAREER HIGH STREAKS

Scoreless Streak By Game: 8g (4x), Last: 6/1-6/17, 2019; **Scoreless Streak By Inning:** 12.0, 4/7-4/12, 2017; **Winning Streak:** 3g, 5/11-7/20, 2019; **Losing Streak:** 6g, 5/18-9/14, 2017



SONNY GRAY

@SonnyGray2

RHP

54

Age: 30 **Ht.:** 5-10 **Wt.:** 195 **Bats:** R **Throws:** R **ML Service:** 6.061

Born: 11/7/89 **Birthplace:** Nashville, TN **Resides:** Nashville, TN

Acquired: Was acquired from the Yankees, along with minor league LHP Reiver Sanmartin, for IF Shed Long and the Reds' 2019 Competitive Balance A draft pick, January 21, 2019.

Contract: Was signed to a 3-year contract extension through the 2022 season, with a club option for 2023, January 21, 2019.

CAREER HIGHLIGHTS

- Is a 2-time All-Star (2015 for Oak, 2019 for Cin) and twice received votes for the Cy Young Award (3rd in 2015, 7th in 2019).
- In 2019 was a National League All-Star, was the recipient of the Johnny Vander Meer Award as the Reds' Most Outstanding Pitcher and finished second to Atl's Josh Donaldson in voting of the MLBPA's National League Comeback Player of the Year Award...finished seventh in the Cy Young Award voting...was named to *Baseball America's* Major League All-Star second team.
- In 2015 was an American League All-Star, but did not pitch in the AL's 6-3 win at Great American Ball Park, and finished third in the Cy Young Award voting.
- Will enter the 2020 season with an active streak of 33 consecutive starts, beginning 8/25/18 and including all 31 starts in 2019, without allowing more than 6 hits...is the longest such streak in Major League history, excluding "openers".
- In 2019 averaged 10.52 strikeouts per 9 innings, the second-highest ratio in Reds history for pitchers with a minimum of 125 innings (Luis Castillo, 10.67, also in 2019).
- In 2014 was American League Pitcher of the Month for April and July and AL Co-Player of the Week for 9/22-9/28.
- Made 5 Opening Day rosters with the Athletics (2014-2016), Yankees (2018) and Reds (2019)...opened the 2017 season on Oak's disabled list.
- Made 2 Opening Day starts, both for the Athletics, in 2014 (ND, 2-0 loss vs Cle) and 2015 (8-0 win vs Tex)...in those starts combined to throw 14.0 shutout innings (6h, 4bb, 10K)...is 1 of only 2 active pitchers to have made at least 2 Opening Day starts without allowing a run in any of those starts (Jake Arrieta).
- In 4 Postseason apps, all starts, went 0-2 despite a 2.95 ERA (21.1ip, 14h, 12bb, 18k, 2hr).
- In the 1-0 win in Game 2 of the 2013 American League Division Series vs the Tigers received no decision but combined with Grant Balfour on a 4-hitter (8ip, 4h, 2bb, 9k)...became only the third rookie in Major League history to record at least 9 strikeouts in a scoreless Postseason start, joining Bal's Mike Boddicker (14k, 1983 ALCS Game 3) and NYY's Dave Righetti (10k, 1981 ALDS Game 2).
- In his Major League career has thrown at least 6.0 innings in 116 of 177 starts (66%).
- Beginning in his first full season in 2014 has recorded 118 putouts, third-most of any pitcher in the Major Leagues in that span (Zack Greinke 153, Mike Leake 126).
- In 2013 was the Athletics' Minor League Pitcher of the Year and a *Baseball America* Class AAA All-Star... according to *Baseball America's* annual poll, had the best breaking ball and best control in the Pacific Coast League.
- Also in 2013 was a Pacific Coast League All-Star but was promoted and did not pitch in the Triple-A All-Star Game.
- Pitched at Vanderbilt University when current Reds' pitching coach Derek Johnson was working for the Commodores...in 2011 led Vanderbilt to its first NCAA College World Series berth after finishing 12-4, 2.43.

2019 NATIONAL LEAGUE CY YOUNG AWARD VOTING

Player	Club	1st	2nd	3rd	4th	5th	Pts
Jacob deGrom	Mets	29	1				207
Hyun-Jin Ryu	Dodgers	1	10	8	7	3	88
Max Scherzer	Nationals		8	8	6	4	72
Jack Flaherty	Cardinals		5	11	6	4	69
Stephen Strasburg	Nationals		6	1	9	8	53
Mike Soroka	Braves			1		6	9
Sonny Gray	Reds					4	4
Clayton Kershaw	Dodgers			1			3
Walker Buehler	Dodgers				1		2
Kirby Yates	Padres				1		2
Patrick Corbin	Nationals					1	1

STRIKEOUTS PER 9 INNINGS, REDS HISTORY

Pitcher	Year	Ratio	K	IP
Luis Castillo	2019	10.67	226	190.2
Sonny Gray	2019	10.52	205	175.1
Mario Soto	1982	9.57	274	257.2

Minimum 125 innings pitched, Courtesy @EliasSports

2019 SEASON

- In his first season with the Reds was a National League All-Star...joined RHP Luis Castillo as the first Reds starting pitchers named to the All-Star team since Johnny Cueto and Alfredo Simon in 2014...Gray did not pitch in the NL's 4-3 All-Star Game loss at Cle's Progressive Field, but Castillo threw a perfect fourth inning (2k).
- Finished seventh in the Cy Young Award voting.
- In voting of the local chapter of the Baseball Writers' Association of America, received the Johnny Vander Meer Award as the Reds' Most Outstanding Pitcher.
- In Players Choice Award voting of MLBPA members, finished second to Atl's Josh Donaldson as the National League's Comeback Player of the Year.
- Was named to *Baseball America's* Major League All-Star second team.
- Luis Castillo (226) and Gray (205) are the first Reds teammates each to record at least 200 strikeouts in the same season...their strikeout ratios of 10.67 and 10.52 per 9 innings, respectively, are the highest in Reds history for pitchers with at least 125 innings.
- Gray and Hou's Justin Verlander were the only pitchers in the Major Leagues to make at least 30 starts and allow no more than 4 runs in any of those starts.
- Ranked among the National League leaders in ERA (2.87, 5th), opponents' BA (.196, 2nd), fewest hits per 9 IP (6.26, 2nd), most strikeouts per 9 IP (10.52, 10th), fewest walks/hits per inning (1.08, 8th), road ERA (2.71, 3rd) and night ERA (2.78, 3rd).
- Established a career high in strikeouts (205) and produced at least 30 starts in a season for the third time in his career.
- Produced the lowest ERA ever by a Reds pitcher for the month of August (6gs, 4-0, 0.74)...from 8/4-8/15 became just the fifth Reds pitcher ever to make at least 3 consecutive scoreless starts (18ip, 7h, 11bb, 24k), the first since Tom Browning in June 1989.
- In his last 15 starts of the season beginning 6/28 finished 8-3, 1.99 with 13 quality starts and 5 times was the victim of blown saves...over that span ranked fourth among all Major League starting pitchers in ERA (Jack Flaherty 1.22, Gerrit Cole 1.64, Jacob deGrom 1.68).
- In his last 9 starts at Great American Ball Park went 7-1, 2.39, including wins in 7 straight home starts from 6/16-8/20...became only the second pitcher ever to win 7 consecutive starts at GABP...Johnny Cueto won 7 straight starts from 6/6-8/18, 2012.
- In his 3-0 win on 7/3 vs Mil, threw 8.0 shutout innings and tied his career high with 12 strikeouts...the 8.0 innings tied Trevor Bauer for the most by a Reds pitcher in a game this season, and his 12 strikeouts were the most by a Reds pitcher in 2019 until Luis Castillo had a career-high 13 strikeouts on 8/5 vs LAA.
- In his 3-2 win on 8/20 vs SD, Josh Naylor's solo HR with 2 outs in the top of the sixth inning snapped his career-high scoreless streak at 23 innings, tied for the third-longest scoreless streak in the Major Leagues in 2019...the longest scoreless streak of his career had been 14.2 innings (4/28-5/8, 2015)...was the longest by a Reds pitcher since reliever J.J. Hoover's 26.1-inning streak from 6/13-8/19, 2013...was the longest by a Reds starter since Tom Browning's 23-inning streak from

200-STRIKEOUT SEASONS, REDS PITCHERS

Mario Soto	274	1982
Jim Maloney	265	1963
Jim Maloney	244	1965
Johnny Cueto	242	2014
Mario Soto	242	1983
Noodles Hahn	239	1901
Jose Rijo	227	1993
Luis Castillo	* 226	2019
Tom Seaver	226	1978
Aaron Harang	218	2007
Aaron Harang	216	2006
Jim Maloney	216	1966
Mario Soto	214	1985
Jim Maloney	214	1964
Gary Nolan	206	1967
Edinson Volquez	206	2008
Sonny Gray	* 205	2019
Johnny Vander Meer	202	1941

List Courtesy @EliasSports, * Career highs

LONGEST STREAKS OF 6 HITS OR FEWER, STARTERS *

Sonny Gray	33... 184.2ip.....	8/25/2018 - active
Nolan Ryan	31..... 178ip.....	5/1/1991 - 6/1/1992
Marcelino Lopez	30..... 137ip...	9/1/1966 - 7/30/1971

* Excluding "openers"

REDS' LOWEST ERA IN AUGUST

Sonny Gray	0.74	2019
Bill Gullickson	0.79	1986
Elmer Riddle	0.88	1941
Fred Toney	0.93	1916
Jim Maloney	1.18	1967

Since 1912, Minimum 5 starts, Courtesy @EliasSports

MLB'S LONGEST SCORELESS STREAKS, 2019

Hyun-Jin Ryu, LAD	32.0	5/1 - 5/25
Tyler Duffey, Min	23.2	7/28-9/25
Sonny Gray, Cin	23.0	8/4 - 8/20
Jesse Chavez, Tex	23.0	5/5 - 6/10
Jack Flaherty, StL	23.0	7/26 - 8/13
Jacob deGrom, NYM	23.0	9/9 - 9/25
Lucas Giolito, ChiA	22.0	5/28 - 6/8
Cole Hamels, ChiN	22.0	6/2 - 6/18
Aaron Nola, Phi	22.0	6/21 - 7/7
Jake Odorizzi, Min	22.0	4/29 - 5/15

MOST RECENT SCORELESS STREAKS, REDS PITCHERS

Sonny Gray	23.0	8/4 - 8/20, 2019
J.J. Hoover	26.1	6/13 - 8/19, 2013

Single-season

MOST RECENT SCORELESS STREAKS, REDS STARTERS

Sonny Gray	23.0	8/4 - 8/20, 2019
Tom Browning	23.0	5/29 - 6/8, 1990
Tom Browning	25.0	6/6 - 6/25, 1989
Tom Seaver	27.0	9/15 - 9/30, 1977

Single-season

REDS PITCHERS WITH 3 CONSECUTIVE SCORELESS STARTS

Sonny Gray	3	8/4 - 8/15, 2019
Tom Browning	3	6/10-6/21, 1989
Jose Rijo	4	8/14-9/18, 1988
Jim Maloney	3	9/21-9/29, 1968
Carl Mays	3	7/27-8/7, 1926

Single-season

5/29-6/8, 1990...was the longest by a Reds righthanded starter since Tom Seaver's 27-inning streak from 9/15-9/30, 1977.

- On 8/19 and 8/20 vs SD, Trevor Bauer (11) and Gray (10) became the first Reds pitchers to record at least 10 strikeouts in consecutive starts since Gary Nolan (10) and Jim Maloney (10) did it on 9/20 and 9/21, 1968 at Hou...since 1900, Reds pitchers never have recorded at least 10 strikeouts in 3 consecutive starts...in the 4-2 win vs SD on 8/21, Luis Castillo, with three 10-strikeout games to that point in the season and six 10-strikeout games in his career, finished with 4 strikeouts (6ip, 5h, 1er, 0bb).
- On 7/12 at Col, his strikeout of Charlie Blackmon to end the fifth inning was the 900th strikeout of his career.
- On 9/24 vs Mil struck out the first batter of the game (Trent Grisham)...was his 200th strikeout of the season.
- With the completion of the second inning on 7/17 at Cubs reached 1,000 career innings pitched.
- Began the season with 9 starts without a win, the longest such streak of his career to begin a season, but finished 11-8...a team-high 6 times was the victim of blown saves.
- Was bothered in spring training by stiffness in his right elbow and made just 3 exhibition starts, but he started the Reds' second game of the regular season and didn't miss a turn...his 31 starts were just 1 shy of staff leader Luis Castillo and tied for the second-most in a season in his career.

COMPLETE GAMES (6)

Date/Opp	IP	H	ER	BB	SO	Result
9/12/17 at TB	8.0	5	2	1	9	L, 1-2
8/7/15 vs Hou	9.0	5	1	0	5	W, 3-1
7/28/15 at LAD	9.0	3	0	1	9	W, 2-0
7/12/15 at Cle	9.0	2	0	1	6	W, 2-0
9/28/14 at Tex	9.0	6	0	0	5	W, 4-0
4/28/14 at Tex	9.0	2	0	1	6	W, 4-0

10-STRIKEOUT GAMES (7)

Date	Strikeouts
7/3/19 for Cin vs Mil	12
9/23/14 for Oak vs LAA	12
5/24/17 for Oak vs Mia	11
8/20/19 for Cin vs SD	10
8/15/19 for Cin vs STL	10
6/10/17 for Oak at TB	10
5/3/15 for Oak at Tex	10

2018: With 11 victories ranked third on the Yankees' staff (Luis Severino 19, Masahiro Tanaka 12)...went 9-9, 5.26 in 23 starts and 2-0, 2.60 in 7 relief apps...went 4-4, 6.98 in 11 starts and 4 relief apps at Yankee Stadium and 7-5, 3.17 in 12 starts and 3 relief apps on the road...began the season in the rotation and went 8-8, 5.56 in 21 starts through 8/1...made 7 of his last 9 apps out of the bullpen...on 8/7 at WSox, in his first relief appearance since 7/19/13 at LAA, threw 3.0 scoreless innings to earn the 13-inning, 4-3 win...in an 11-7 Yankees loss on 9/2 vs Det threw 4.0 innings in the longest relief appearance of his career...on 1/21/19 was traded to the Reds, along with minor league LHP Reiver Sanmartin (REEVER san-mar-TEEN), in exchange for IF Shed Long and Cin's 2019 Competitive Balance A draft pick.

2017: In 27 starts for the Athletics and Yankees combined to finish 10-12, 3.55...ranked 10th in the American League in ERA, sixth in opponents' BA (.226) and seventh in both opponents' OBP (.294) and opponents' slugging percentage (.374)...at the 7/31 deadline was traded from Oak to NYY, along with international signing bonus pool money, in exchange for OF Dustin Fowler and minor leaguers RHP James Kaprielian and SS Jorge Mateo...began the season on the Athletics' disabled list with a right shoulder strain, missing the first 25 games of the season and snapping a streak in which he had made 3 consecutive Opening Day rosters...didn't make his season debut until 5/2...from 6/25-8/26 allowed 2 earned runs or fewer in 11 consecutive starts (6-5, 1.95), including 9 straight starts in which he threw at least 6.0 innings while allowing 2 ER or fewer (5-4, 1.88)...both streaks were the best of his career and the longest streaks in the Major Leagues in 2017.

2016: Missed time on the disabled list with a right trapezius strain (5/21-6/4) and then a right forearm strain (8/-9/27)...was scheduled to start Opening Day vs the White Sox but was scratched with food poisoning...pitched 2 days later...on 7/26 at Tex recorded the 500th strikeout of his career (Jurickson Profar).

2015: Was an American League All-Star and finished third in the BBWAA's Cy Young Award voting behind Hou's Dallas Keuchel and Det/Tor's David Price...was the highest finish by an Athletics pitcher since Barry Zito won the award in 2002...was named to the All-Star team after finishing with the third-most votes among pitchers on the players' ballot...his 2.04 ERA prior to the All-Star Game was second-best in the Major Leagues (1.39, LAD's Zack Greinke)...pitched the Sunday prior to the All-Star Game in Cincinnati and was not available to participate in the AL's 6-3 win...tied for the AL lead with 2 shutouts and ranked T3rd with 3 complete games...with 37 putouts established an Athletics record (35, Chick Fraser, 1901), the most by any pitcher since LAD's Kevin Brown had 41 putouts in 1999...did not commit an error in 60 chances, the most errorless chances by any pitcher in the majors in 2015 and second-most in Athletics history (72, Rick Langford, 1979)...in his second consecutive Opening Day start combined with Evan Scribner on a 1-hitter, the Athletics' first 1-hitter on Opening Day since 1915...became the first pitcher to throw at least 8.0 innings with 1 hit or fewer on Opening Day since Cle's Bob Lemon did it on 4/14/53 vs the White Sox...on 7/28 at LAD threw a 3-hitter in a 2-0 complete game victory and in the eighth inning singled off Pedro Báez for his first career hit.

2014: Made his first career Opening Day roster...his 183 strikeouts ranked 10th in Oakland A's history, the third-most in Oakland history by a pitcher age 24 or younger (Vida Blue, 301 strikeouts at age 21 in 1971 & Barry Zito, 205 strikeouts at age 23 in 2001)...was the American League Pitcher of the Month for April (5gs, 4-1, 2.06) and July (5gs, 5-0, 1.03)...became only the third Athletics pitcher to win the monthly award twice in the same season, joining Dave Stewart (April & September 1990) and Barry Zito (August & September 2001)...from 7/3-8/1 made 6 consecutive starts of at least 6.0 innings and 1 earned run or fewer (5-1, 1.07), the longest such streak in Athletics franchise history...his complete game, 4-0 win on 9/28 at Tex clinched a Postseason berth for the A's...became the second Oakland pitcher to throw a complete game to clinch a playoff appearance (Dave Stewart, 9/25/90 at KC)...also with that win became the first visiting pitcher to compile more than 1 shutout in the same season at Tex' Globe Life Park...following that clinching complete game shared the AL Player of the Week Award with teammate Josh Reddick.

2013: In his Major League debut went 5-3, 2.67 in 10 starts and 2 relief apps for the Athletics...led American League rookie pitchers in opponents' on-base percentage (.272) and OPS (.570)...was promoted to the 40-man roster on 7/10 and as a reliever in the 5-0 loss at Pit later that day made his first career appearance...entered that game in the fifth inning and struck out his first batter, Clint Barmes...earned his first career victory in his second start, a 5-0 win vs Hou on 8/15 (8ip, 4h, 1bb, 9k)...made 2 starts in the American League Division Series vs the Tigers (0-1, 2.08)...in the 1-0 win in Game 2 received no decision but combined with Grant Balfour on a 4-hitter (8ip, 4h, 2bb, 9k)...became only the third rookie in Major League history to record at least 9 strikeouts in a scoreless Postseason start, joining Bal's Mike Boddicker (14k, 1983 ALCS Game 3) and NYY's Dave Righetti (10k, 1981 ALDS Game 2)...suffered the 3-0 loss in Game 5 at the Coliseum (5ip, 6h, 3er, 4bb, 3k, 1hr).

PERSONAL: Attended Smyrna (TN) High School...pitched 3 seasons at Vanderbilt University...finished his Commodores career ranked second all-time in wins (27) and fourth in strikeouts (317)...in 2011 led Vanderbilt to its first NCAA College World Series berth after finishing 12-4, 2.43...in 2010 and 2011 was second team All-SEC...in 2009 was a Louisville Slugger Freshman All-American...in 2009 and 2010 pitched for Team USA...in 2010 was *Baseball America's* Summer Player of the Year.

GRAY'S CAREER TRANSACTIONS

- Was selected by the Cubs in the 27th round of the June 2008 first-year player draft. Did not sign.
- Was selected by the Athletics in the first round (18th overall) of the 2011 first-year player draft.
- On Midland's disabled list, 5/20-5/26, 2012.
- On Oakland's disabled list with a right trapezius strain, May 21-June 4, 2016.
- On Oakland's disabled list with a right forearm strain, August 7-September 27, 2016.
- On Oakland's disabled list with a right shoulder strain, March 30-April 30, 2017; included rehabilitation assignments at Stockton, April 22-24 and at Nashville, April 25-30.
- Was acquired by the Yankees, along with international signing bonus pool money, for OF Dustin Fowler and minor leaguers RHP James Kaprielian and SS Jorge Mateo, July 31, 2017.
- Was acquired by the Reds, along with minor league LHP Reiver Sanmartin, for IF Shed Long and Cin's 2019 Competitive Balance A draft pick, January 21, 2019.

Career Pitching

Yr	Club	W-L	ERA	G	GS	CG	SHO	SV	IP	H	R	ER	HR	BB	SO	WP	BK
11	AZL Athletics - R	0-1	4.50	1	1	0	0	0	2.0	4	1	1	0	0	2	0	0
	Midland - AA	1-0	0.45	5	5	0	0	0	20.0	15	1	1	0	6	18	2	0
12	Midland - AA	6-9	4.14	26	26	1	1	0	148.0	148	73	68	8	57	97	16	1
	Sacramento - AAA	0-0	9.00	1	1	0	0	0	4.0	10	4	4	0	1	2	1	0
13	Sacramento - AAA	10-7	3.42	20	20	1	0	0	118.1	117	51	45	5	39	118	10	0
	Oakland	5-3	2.67	12	10	0	0	0	64.0	51	22	19	4	20	67	2	1
14	Oakland	14-10	3.08	33	33	2	2	0	219.0	187	84	75	15	74	183	15	0
15	Oakland	14-7	2.73	31	31	3	* 2	0	208.0	166	71	63	17	59	169	13	0
16	Oakland	5-11	5.69	22	22	0	0	0	117.0	133	80	74	18	42	94	15	0
17	#Stockton - A	1-0	0.00	1	1	0	0	0	5.0	1	0	0	0	0	6	0	0
	#Nashville - AAA	1-0	0.00	1	1	0	0	0	6.0	2	0	0	0	0	7	1	0
	Oakland	6-5	3.43	16	16	0	0	0	97.0	84	48	37	8	30	94	7	0
	New York (AL)	4-7	3.72	11	11	1	0	0	65.1	55	31	27	11	27	59	4	0
18	New York (AL)	11-9	4.90	30	23	0	0	0	130.1	138	73	71	14	57	123	9	1
19	Cincinnati	11-8	2.87	31	31	0	0	0	175.1	122	59	56	17	68	205	7	1
Major Totals		70-60	3.53	186	177	6	4	0	1076.0	936	468	422	104	377	994	72	3
Reds Totals		11-8	2.87	31	31	0	0	0	175.1	122	59	56	17	68	205	7	1
Minor Totals		19-17	3.53	55	55	2	1	0	303.1	297	130	119	13	103	250	30	1

Injury rehab, * Tied for the American League lead

All-Star Record

Yr	Club, Site	W-L	ERA	G	GS	CG	SHO	SV	IP	H	R	ER	HR	BB	SO	WP	BK
15	AL, Cincinnati																
19	NL, Cleveland																

Division Series

Yr	Club	W-L	ERA	G	GS	CG	SHO	SV	IP	H	R	ER	HR	BB	SO	WP	BK
13	Oak vs Det	0-1	2.08	2	2	0	0	0	13.0	10	3	3	1	6	12	0	0
17	NY Yankees vs Cle	0-1	8.10	1	1	0	0	0	3.1	3	3	3	1	4	2	1	0
Division Series Totals		0-2	3.31	3	3	0	0	0	16.1	13	6	6	2	10	14	1	0

Championship Series

Yr	Club	W-L	ERA	G	GS	CG	SHO	SV	IP	H	R	ER	HR	BB	SO	WP	BK
17	NY Yankees vs Hou	0-0	1.80	1	1	0	0	0	5.0	1	2	1	0	2	4	1	0

Career Hitting

Yr	Club	AVG	G	AB	R	H	2B	3B	HR	RBI	SH	SF	HB	BB	SO	SB	CS	OBP	SLG	E
14	Oakland	.000	33	2	0	0	0	0	0	0	2	0	0	0	1	0	0	.000	.000	3
15	Oakland	.167	31	6	0	1	0	0	0	0	0	0	0	4	0	0	0	.167	.167	0
16	Oakland	.000	22	2	0	0	0	0	0	0	1	0	0	0	1	0	0	.000	.000	1
18	New York (AL)	.000	30	2	1	0	0	0	0	0	0	0	0	0	0	0	0	.000	.000	1
19	Cincinnati	.152	34	46	3	7	0	1	0	3	12	0	0	2	19	0	0	.188	.196	2
Career Totals		.138	189	58	4	8	0	1	0	3	15	0	0	2	25	0	0	.167	.172	11

Only career triple on 6/16/19 vs Tex (off Ariel Jurado)

SINGLE-SEASON CAREER HIGH STREAKS

Scoreless Streak By Game: 3g, 8/4-8/15, 2019; Scoreless Streak By Inning: 23.0, 8/4-8/20, 2019;

Winning Streak: 6g, 6/18-7/26, 2014; Losing Streak: 7g, 4/27-7/6, 2016



VLADIMIR
GUTIERREZ

RHP
76
Age: 24 **Ht.:** 6-1 **Wt.:** 190 **Bats:** R **Throws:** R **ML Service:** 0.000

Born: 9/18/95 **Birthplace:** Havana, Cuba **Resides:** Veracruz, MX

Acquired: Was signed to a minor league contract, September 7, 2016. Was signed by Tony Arias, Chris Buckley and Bob Engle.

Contract: Signed through the 2020 season and under team control through 2025.

Non-Roster
CAREER HIGHLIGHTS

- Pitched in Class A Daytona in 2017, at Class AA Pensacola in 2018 and at Class AAA Louisville in 2019.
- Entered the 2020 season rated by *Baseball America* the player in the Reds' minor league system with the best curveball and best changeup.
- Entered the 2020 season rated by MLB.com the 11th-best prospect in the organization.
- Was rated by *Baseball America* one of the Reds' top prospects following the 2016 (9th), 2017 (9th) and 2018 (7th) seasons.
- In 2018 his slider, changeup and control were rated by *Baseball America* the best in the organization.
- In 2019 tied for the International League lead in starts while ranking third in innings pitched.
- In 2018 at Class AA Pensacola, led Reds minor league pitchers in strikeouts (145) while ranking ninth in ERA (4.35).
- During showcases for scouts reportedly hit 97 miles per hour on the radar gun.
- Was Rookie of the Year of the 2013-2014 Cuban National Series season.
- In August 2014 was rated by *Baseball America* the 14th-best prospect in Cuba.
- In February 2015, while in Puerto Rico for the Caribbean Series, left the Cuban team to pursue a career in the Major Leagues.
- In 2017, 2019 and 2020 participated in the Reds' Major League spring training camps.
- Was 1 of 6 players born in Cuba who participated in the Reds' 2019 Major League spring training camp (SS José Iglesias, RHP Raisel Iglesias, OF Yasiel Puig, RHP Odrisamer Despaigne, IF Alfredo Rodriguez).

2019 SEASON

- Spent the season at Class AAA Louisville, where he tied for the International League lead in starts while ranking third in innings pitched...also ranked among the IL leaders in strikeouts (8th), opponents' batting average (.266, 6th) and WHIP (1.40, 7th).
- Among all Reds minor league pitchers ranked T2nd in starts, fourth in innings pitched, opponents' batting average (.266) and WHIP (1.40) and fifth in strikeouts.
- Was International League Pitcher of the Week for 8/12-8/18.
- On 8/15 vs Lehigh Valley, tied his career high with 10 strikeouts and produced his first professional home run (solo off Enyel De Los Santos).
- Following the season pitched in the Dominican Winter League (7gs, 1-4, 3.21, 28ip, 22h, 12bb, 20k).
- On 1/10/20 was invited to Major League spring training camp, his third (2017, 2019, 2020).

SEASON HIGHLIGHTS

2018: At Class AA Pensacola led Reds minor league pitchers in strikeouts (145) while ranking ninth in ERA (4.35)...among Southern League pitching leaders ranked T2nd in starts (27) and third in both innings pitched (147.0) and strikeouts (145)...also led the SL in batters hit by a pitch (16) and balks (3, tied)...his slider, changeup and control were rated by *Baseball America* the best of any pitcher in the organization...on 1/9 was invited to 2019 Major League spring training camp, his second (2017)...**2017:** In his first full season in professional baseball made all 19 starts at Class A Daytona...in July spent 8 days on the disabled list with tightness in his lower back...entered the season rated by *Baseball America* the ninth-best prospect in the organization...**2016:** Was signed by the Reds in September and participated in his first organized workouts during the instructional league in Goodyear...on 12/9 was invited to 2017 Major League spring training camp.

GUTIERREZ' CAREER TRANSACTIONS

- Was signed by the Reds to a minor league contract, September 7, 2016. Was signed by Tony Arias, Chris Buckley and Bob Engle.
- On Daytona's disabled list with tightness in his lower back, July 15-22, 2017.

Career Pitching

Yr	Club	W-L	ERA	G	GS	CG	SHO	SV	IP	H	R	ER	HR	BB	SO	WP	BK
17	Daytona - A	7-8	4.46	19	19	0	0	0	103.0	108	54	51	10	19	94	4	2
18	Pensacola - AA	9-10	4.35	27	27	0	0	0	147.0	139	76	71	18	38	145	6	^3
19	Louisville - AAA	6-11	6.04	27	*27	0	0	0	137.0	144	100	92	26	48	117	7	6
Minor Totals		22-29	4.98	73	73	0	0	0	387.0	391	230	214	54	105	356	17	11

^ In 2018 led the Southern League in hit batters (16) & tied for the SL lead in balks (3), * In 2019 tied for the International League lead in starts

Career in Cuba

Yr	Club	W-L	ERA	G	GS	CG	SHO	SV	IP	H	R	ER	HR	BB	SO	WP	BK
2013-14	Pinar del Rio - CNS	5-5	3.90	27	3	0	0	2	67.0	65	37	29	3	40	44	5	0
2014-15	Pinar del Rio - CNS	3-5	2.45	25	0	0	0	13	51.1	37	20	14	2	19	49	2	0
Cuban National Series		8-10	3.27	52	3	0	0	15	118.1	102	57	43	5	59	93	7	0

NATIVES OF CUBA WHO PLAYED OR COACHED FOR REDS

Rafael Almedia, IF 1911-13	Rogelio Alvarez, IF 1960, '62	Aroldis Chapman, P..... 2010-15
Armando Marsans, OF 1911-14	Joe Azcue, C 1960	Yonder Alonso, 1B..... 2010-11
Mike Gonzalez, C 1914	Leo Cardenas, IF 1960-68	Brayan Peña, C 2014-15
Manuel Cueto, IF/OF 1917-19	Tony Gonzalez, OF 1960	Raisel Iglesias, P 2015-19
Adolfo Luque, P 1918-29	Cookie Rojas, IF 1962	José Iglesias, SS 2019
Pedro Dibut, P 1924-25	Tony Pérez, IF 1964-76, '84-86	Yasiel Puig, OF 2019
Tommy de la Cruz, P 1944	Chico Ruiz, IF 1964-69	
Vincente Amor, P 1957	Mike de la Hoz, IF 1969	
Raul Sanchez, P 1957, '60	Camilo Pasqual, P 1969	Cardenas, Luque and Pérez are in the Reds Hall of Fame. Pérez is the only native of Cuba in the National Baseball Hall of Fame who played in the Major Leagues. Cooperstown Hall of Famers P Martin Dihigo, P Jose Mendez and OF Cristobal Torriente were born in Cuba but played in the Negro Leagues.
Danny Morejon, OF 1958	Pedro Ramos, P 1969	
Orlando Pena, P 1958-60	Tony Menendez, P 1992	
Mike Cuellar, P 1959	Jose Cardenal, coach.... 1993, 2002-03	
Reggie Otero, coach..... 1959-65	Oswaldo Fernandez, P..... 2000-01	



RYAN

@RyanHendrix11

RHP

HENDRIX

73

Age: 25 Ht.: 6-3 Wt.: 215 Bats: R Throws: R ML Service: 0.000

Born: 12/16/94 Birthplace: Lufkin, TX Resides: Livingston, TX

Acquired: Was selected in the fifth round of the June 2016 first-year player draft. Was signed by Byron Ewing.

Contract: Signed through the 2020 season and under team control through 2025.

CAREER HIGHLIGHTS

- Was the organization's Minor League Pitcher of the Month for April 2019.
- Entered the 2020 season rated by MLB.com the 28th-best prospect in the organization.
- In 2018 was a Florida State League All-Star and MiLB.com Organizational All-Star.
- In *Baseball America's* 2018 survey, his curveball was rated the best in the organization and best in the Florida State League...also was rated the FSL's best reliever.

2019 SEASON

- Missed most of the season with a right elbow strain.
- Combined to finish 4-0, 1.85 in 2 starts and 18 relief apps for Class AA Chattanooga and rookie AZL Reds.
- Was the organization's Minor League Pitcher of the Month for April (8g, 3-0, 0.00, 10.1ip, 6h, 1r, 0er, 5bb, 15k).
- On 11/20 was added to the Reds' 40-man roster.

SEASON HIGHLIGHTS

2018: At Class AA Daytona was a Florida State League All-Star and MiLB.com Organizational All-Star...in a *Baseball America* survey, his curveball was rated the best in the organization and best in the Florida State League...also was rated the FSL's best reliever...his 12 saves ranked T4th in the FSL and fifth among all Reds farmhands...**2017:** Went 5-5, 2.90 with 8 saves in 47 relief apps for Class A Dayton and Daytona...held opponents to a .211 batting average...posted a 1.24 WHIP...**2016:** Following the season rated one of the organization's top prospects by *Baseball America* (24th) and MLB.com (30th).

PERSONAL: Graduated from Cypress Woods High School in Cypress, TX...played at Texas A&M...in 2015 pitched for Team USA's collegiate national team...in a 2-0 USA victory on 7/11/15 in Cary, NC combined with Missouri's Tanner Houck (4ip) and Florida's A.J. Puk (4ip) to no-hit the Cuban national team...was the first time Cuba ever had been held hitless in an international game...father Matt played baseball at San Jacinto Junior College.

HENDRIX' CAREER TRANSACTIONS

- Was selected by the Indians in the 17th round of the June 2013 first-year player draft. Did not sign.
- Was selected by the Reds in the fifth round of the June 2016 first-year player draft. Signed by Byron Ewing.
- On Chattanooga's injured list with a right elbow strain, May 2-August 1, 2019; included a rehabilitation assignment at AZL Reds, July 23-August 1.

Career Pitching

Yr	Club	W-L	ERA	G	GS	CG	SHO	SV	IP	H	R	ER	HR	BB	SO	WP	BK
16	Billings - R	0-0	5.19	6	0	0	0	0	8.2	11	5	5	0	5	5	1	0
	Dayton - A	3-1	3.04	15	0	0	0	0	26.2	21	9	9	0	8	31	10	0
17	Dayton - A	4-1	2.36	23	0	0	0	6	34.1	19	11	9	2	10	61	7	0
	Daytona - AA	1-4	3.58	24	0	0	2	2	27.2	29	15	11	4	19	27	4	0
18	Daytona - AA	4-4	1.76	44	0	0	0	12	51.0	38	19	10	2	26	79	10	0
19	Chattanooga - AA	3-0	2.33	16	0	0	0	2	19.1	14	6	5	0	8	23	1	0
	#AZL Reds - R	1-0	0.00	4	2	0	0	0	5.0	1	1	0	0	0	8	0	0
Minor Totals		16-10	2.55	132	2	0	0	22	172.2	133	66	49	8	76	234	33	0
# Injury rehab																	



RAISEL IGLESIAS

RHP
26

Age: 30 **Ht.:** 6-2 **Wt.:** 190 **Bats:** R **Throws:** R **ML Service:** 4.154

Born: 1/4/90 **Birthplace:** Isla de la Juventud, Cuba **Resides:** Miami, FL

Acquired: Was signed by the Reds to a 7-year contract through 2020, June 27, 2014. Was signed by Tony Arias, Miguel Machado & Mark Snipp.

Contract: Signed a 3-year contract extension through the 2021 season, avoiding arbitration, November 21, 2018.

CAREER HIGHLIGHTS

- First name is pronounced rye-SELL.
- His 92 saves over the last 3 seasons (2017-2019) are fourth-most in the Major Leagues (Edwin Diaz 117, Kenley Jansen 112, Roberto Osuna 98).
- In voting of the Cincinnati chapter of the Baseball Writers' Association of America received the 2017 Johnny Vander Meer Award as the Reds' Most Outstanding Pitcher.
- In 2016 became the second Cuban pitcher to start for the Reds on Opening Day, joining Reds Hall of Famer Dolf Luque (1921 vs Pirates, 1928 vs Cubs), and only the fifth Reds pitcher to start Opening Day and record a save in the same season (Joey Hamilton 2002, Woodie Fryman 1977, Don Gullett 1973, Jack Billingham 1972).
- Is the fifth Reds pitcher to record at least 28 saves in 3 consecutive seasons and the fifth with at least 30 saves in consecutive seasons...John Franco, Danny Graves, Francisco Cordero and Aroldis Chapman are the members of both groups.
- Has 30 career saves of more than 1.0 inning, including 6 in 2019, and 11 career saves in which he pitched 2.0 innings...does not have a save in which he pitched more than 2.0 innings.
- Over the last 4 seasons, his 30 saves of more than 1.0 inning are the most of any reliever in the Major Leagues (Kenley Jansen 26, Josh Hader 22, Felipe Vázquez 17, Alex Colomé 17).
- 9 times in his career pitched on 3 straight days...never in his career pitched on 4 straight days.
- His 12 losses in 2019 are the most ever by a Reds reliever in a season...the previous single-season record of 10 losses in relief was shared by Harry Gumbert (10-10 in 1947), Tom Hume (9-10 in 1980) and J.J. Hoover (1-10 in 2014).
- In March 2013 pitched for Cuba in World Baseball Classic.

STRAIGHT TO THE MAJOR LEAGUES, REDS

Year	Player	Previous Team
2015	Raisel Iglesias, P	Isla de la Juventud
2010	Mike Leake, P	Arizona State
1957	Bobby Henrich, SS	High School
1957	Jay Hook, P	Northwestern
1957	Don Pavletich, C	High School
1955	Al Silvera, OF	Southern Cal
1953	Bob G. Miller, P	High School
1944	Joe Nuxhall, P	High School

Iglesias debuted with a start on 4/12/15 vs STL

2019 SEASON

- For the third consecutive season led the Reds' staff in saves.
- With a career-high 34 saves ranked T3rd in the National League and T5th in the Major Leagues...tied for the National League lead in games finished (55).
- Also established a career high with 68 apps.
- Has 98 career saves in 112 save chances (88%).
- From 4/18-7/15 converted a season-high 11 straight save chances, a streak snapped on 7/22 at Mil after Tyler Saladino's grand slam gave the Brewers a 5-4 lead in the eighth inning...Eugenio Suárez homered in the top of the ninth to give the Redlegs a 6-5 victory.
- In 11 apps in September posted 7 saves and a 1.69 ERA, his lowest ERA for any month of the season...in his first 9 apps in September, all scoreless, retired 26 of his 29 batters (1-0, 7sv, 9ip, 2h, 0r, 1bb, 15k, .071baa)...from 9/13-9/21 produced saves in 5 consecutive apps, his longest streak of the year.
- A staff-high 20 times pitched straight days...3 times pitched 3 straight days (4/18-4/20, 7/2-7/4, 7/14-7/16).
- 11 times threw more than 1.0 inning, twice threw 2.0 innings (4/29 at NYM, 6/30 vs Cubs) and on 4/6 at Pit, in his third appearance, threw a season-high 2.1 innings.
- Appeared in more Reds victories than any other pitcher (49-19, .721).
- With 1 out in the 10th inning of the 2-1 loss on 6/11 at Cle allowed a bases-loaded, walkoff single to Oscar Mercado that snapped his season-high scoreless streaks at 12 apps and 12.1 innings (5/8-6/9, 7sv, 10h, 3bb, 14k).

- In his first 3 apps after allowing Joc Pederson's game-ending HR on 4/15 at LAD retired all 9 batters faced by strikeout, a streak that ended in the ninth inning on 4/23 vs Atl with pinch-hitter Matt Joyce's leadoff double... Iglesias is the only Reds pitcher since at least 1959 to retire 9 consecutive batters, all by strikeout.
- On 5/8 at Oak pitched a scoreless ninth inning in the 200th appearance of his career.
- Had 2 plate apps, on 6/30 vs Cubs (6-3) and 8/3 at Atl (struck out).
- In 9 apps vs the Cubs posted a 3.18 ERA and 7 saves...his 7 saves tied for the most ever in a season by a Reds pitcher vs Chi (Aroldis Chapman, 2013).
- His 12 losses are the most ever by a Reds reliever in a season...the previous single-season record of 10 losses in relief was shared by Harry Gumbert (10-10 in 1947), Tom Hume (9-10 in 1980) and J.J. Hoover (1-10 in 2014).
- From 7/17-7/19 was on the paternity list.
- Was 1 of 6 players born in Cuba who participated in Major League spring training camp (OF Yasiel Puig, SS José Iglesias, RHP Odrisamer Despaigne, RHP Vladimir Gutierrez, IF Alfredo Rodriguez).

RECENT REDS WITH AT LEAST 6 STRAIGHT STRIKEOUTS

Raisel Iglesias	9	4/18 - 4/20, 2019
Jim Maloney	8	5/21/1963 vs Mil
Many Reds	7	-
Anthony DeSclafani	* 6	6/23/19 at Mil
David Hernandez	6	4/20 - 4/25, 2019
Robert Stephenson	* 6	8/25/17 vs Pit

* Club record to begin a game, Courtesy @EliasSports

2018: Among the National League pitching leaders ranked fifth in both saves and games finished (57)...was 1 of only 11 pitchers in the Major Leagues with at least 30 saves...produced a career-high 30 saves (28sv, 2017)...became the sixth Red to record at least 28 saves in more than 1 season (Aroldis Chapman 2012-2015, Francisco Cordero 2008-2011, Danny Graves 2000-2002 & 2004, Jeff Brantley 1995-1996, John Franco 1986-1989)...produced 10 saves of more than 1.0 inning...his longest save in 2018 was 1.2 innings (7/6 at Cubs)...the Reds went 42-24 in games in which he pitched, the staff's best winning percentage (.636)...18 times pitched on consecutive days, tying Jared Hughes for the most on the staff, and a team-high 5 times pitched on 3 consecutive days...from 5/30-7/2 converted a season-high 8 straight save opps...after a blown save on 8/21 finished the season with 7 consecutive successful save conversions...from 6/17-6/27 produced saves in 6 consecutive apps, the longest such streak of his career...from 5/7-5/13 retired 17 consecutive batters, including a stretch from 5/9-5/13 in which he made 4 straight perfect apps (15bf, 5ip, 7k)...from 5/23-5/29 was disabled with a left biceps strain...missed the first 2 games of the season while on the 3-day paternity list.

2017: In voting of the local chapter of the BBWAA received the Johnny Vander Meer Award as the Reds' Most Outstanding Pitcher...his team-high 28 saves ranked sixth in the National League...ranked T2nd in the NL with 57 games finished, most on the Reds' staff...led the Major Leagues with 8 saves of at least 2.0 innings and with 11 saves of at least 1.2 innings...with 12 saves of more than 1.0 inning tied LAD's Kenley Jansen for the lead among all pitchers...his eight 2.0-inning saves were the most by any pitcher in the Major Leagues since 1999, when Cin's Danny Graves had 10 saves of at least 2.0 innings...from 6/27-9/15 converted a career-high 15 consecutive save chances between his only blown saves of the season (6/11 at LAD, 9/24 vs Bos)...from 4/28-6/8 threw scoreless streaks of 19 apps, the longest of his career by game, and 20.0 innings...those streaks were snapped on 6/11 at LA by Corey Seager's first career grand slam (0.2ip, 4er)...allowed 7 of his 21 earned runs on 2 pitches, on Corey Seager's first career grand slam (6/11 at LAD, 0.2ip, 4er) and on Marcell Ozuna's 3-run HR (7/30 at Mia, 1ip, 3er)...his season ERA in his other 61 apps drops to 1.70 (74.1ip, 14er)...allowed at least 1 run in each of his last 4 apps of the season (4.2ip, 7h, 6er, 2bb, 5k, 1hr), raising his ERA from 1.89 to season-ending 2.49.

2016: Was the Reds' Opening Day starter, just the second Cuban pitcher to start for the Reds on Opening Day (Reds Hall of Famer Dolf Luque, 1921 vs Pirates, 1928 vs Cubs)...went 1-1, 3.49 in 5 starts before he

NATIVES OF CUBA WHO PLAYED OR COACHED FOR REDS

Rafael Almedia, IF	1911-13	Rogelio Alvarez, IF	1960, '62	Aroldis Chapman, P	2010-15
Armando Marsans, OF	1911-14	Joe Azcue, C	1960	Yonder Alonso, 1B	2010-11
Mike Gonzalez, C	1914	Leo Cardenas, IF	1960-68	Brayan Peña, C	2014-15
Manuel Cueto, IF/OF	1917-19	Tony Gonzalez, OF	1960	Raisel Iglesias, P	2015-19
Adolfo Luque, P	1918-29	Cookie Rojas, IF	1962	José Iglesias, SS	2019
Pedro Dibut, P	1924-25	Tony Pérez, IF	1964-76, '84-86	Yasiel Puig, OF	2019
Tommy de la Cruz, P	1944	Chico Ruiz, IF	1964-69		
Vincente Amor, P	1957	Mike de la Hoz, IF	1969		
Raul Sanchez, P	1957, '60	Camilo Pasqual, P	1969		
Danny Morejon, OF	1958	Pedro Ramos, P	1969		
Orlando Pena, P	1958-60	Tony Menendez, P	1992		
Mike Cuellar, P	1959	Jose Cardenal, coach	1993, 2002-03		
Reggie Otero, coach	1959-65	Oswaldo Fernandez, P	2000-01		

Cardenas, Luque and **Pérez** are in the Reds Hall of Fame. **Pérez** is the only native of Cuba in the National Baseball Hall of Fame who played in the Major Leagues. Cooperstown Hall of Famers **P Martin Dihigo, P Jose Mendez** and **OF Cristobal Torriente** were born in Cuba but played in the Negro Leagues.

was disabled with an impingement in his right shoulder (5/1-6/20)...after he came off the disabled list on 6/21, made his last 32 apps of the season in relief (2-1, 1.98, 6sv, 8svo)...took a 2.09 ERA into his last appearance of the season, but in the 7-4 loss vs Chi he suffered a blown save after allowing a season-high 4 runs...following that appearance, his season ERA jumped from 2.09 to season-ending 2.53...prior to that appearance in the season finale, his 1.29 ERA after he came off the DL on 6/21 was the second-lowest of any Major League pitcher with a minimum of 49.0 innings pitched (Chi's Kyle Hendricks, 1.28)...in 17 of his 32 relief apps threw at least 2.0 innings, including a career-high 3.0 innings in relief on 7/5 at Cubs and 7/30 at SD...in the 7-4 win at StL on 8/9 recorded his first Major League save...became the fifth Reds pitcher to start Opening Day and record a save in that same season (Joey Hamilton 2002, Woodie Fryman 1977, Don Gullett 1973, Jack Billingham 1972)...on 7/1 at Wsh followed starter Anthony DeSclafani and threw 2.1 scoreless innings, the longest relief appearance of his career, then 7/5 at Cubs followed starter Brandon Finnegan and established another career high with 3.0 scoreless innings...started the Reds' 6-2 Opening Day win vs Phi...allowed only a 2-run HR in the 2nd inning by Freddy Galvis...became the second Cuban pitcher to start for the Reds on Opening Day, joining Reds Hall of Famer Dolf Luque (1921 vs Pirates, 1928 vs Cubs)...entered Opening Day with 16 career starts and 95.1 career innings...the last Reds pitcher to start on Opening Day with 16 career starts or fewer was Frank Pastore in 1980 (9 starts)...Pastore in 1980 also was the last Reds pitcher to start on Opening Day with 95.1 career innings or fewer (95ip).

QUALITY START STREAKS BY NL ROOKIES IN 2015	
Raisel Iglesias, Cin.....	7.....8/1-9/2
Joe Ross, Wsh.....	6.....6/13-8/6
Chris Heston, SF.....	6.....6/25-7/27
Anthony DeSclafani, Cin.....	5.....7/24-8/16
Taylor Jungmann, Mil.....	5.....6/30-7/25

Courtesy Stats, Inc.

2015: In his first professional season ranked among National League rookie pitching leaders in opponents' BA (.228, 2nd), ERA (6th), strikeouts (6th), innings pitched (9th) and starts (T9th)...was 1 of 9 rookie pitchers who combined for 110 starts for the Reds, both single-season modern club records...the Reds' season-ending streak of 64 consecutive starts by rookies, beginning 7/29, is a modern Major League record...was 1 of 5 Reds pitchers to start in his Major League debut (John Lamb, Michael Lorenzen, Jon Moscot, Josh Smith)...from 6/5-7/10 was disabled with a strained left oblique...didn't pitch after 9/13 because of right shoulder fatigue...from 8/23-9/2 recorded 13, 10 and 10 strikeouts to become the first pitcher in modern Reds history, rookie or non-rookie, to record at least 10 strikeouts in 3 consecutive apps...was the first Major League rookie with 3 consecutive 10-strikeout apps since LAD's Hideo Nomo had at least 10 strikeouts in 4 straight starts in 1995...Gary Nolan (1967) and Bruce Berenyi (1981) are the only other rookies in Reds history to produce as many as 2 consecutive 10-strikeout games...Iglesias' 13 strikeouts in the 4-0 loss on 8/23 vs Ari were the most by a Reds pitcher all season and the most by a Reds rookie since Nolan established the club record for rookies with 15 strikeouts on 6/7/67 vs SF...from 8/1-9/2 produced 7 consecutive quality starts (2-3, 2.31), a streak snapped by a 7-3 loss on 9/8 vs Pit...was this season's longest streak of quality starts by a Major League rookie and Reds pitcher...in the 13-inning, 3-1 loss on 8/18 vs KC was the victim of a blown save when Ben Zobrist led off the ninth inning with a home run off Aroldis Chapman to tie the score at 1-1...Chapman had converted 56 consecutive saves at GABP dating back to September 2012, the longest successful home streak in the Major Leagues since the advent of the saves statistics in 1969...also on 8/18 vs KC, singled off Edinson Volquez for his first career hit...in his debut on 4/12 vs StL became first Reds player since Mike Leake in 2009 to play in the Major Leagues without appearing in a minor league game and the eighth Reds player overall to do it...Iglesias and C Brayan Pena became the first Reds pitcher/catcher battery born in Cuba since P Dolf Luque threw to C Manuel Cueto in 1918...first career strikeout victim was Jason Heyward, his second batter...in anticipation of Homer Bailey coming off the disabled list to start on 4/18 and fill his spot in the rotation, Iglesias was optioned to Louisville the day after his debut...made 4 starts for the Bats before he was promoted again on 5/13 and made 3 starts and 2 relief apps before he was disabled...finished the season as 1 of 5 starters in the Reds' rotation.

MINOR LEAGUES

2014: In June was signed to a 7-year contract...pitched in the prestigious Arizona Fall League and made 7 scoreless apps for Surprise (7ip, 1h, 3bb, 7k).

PERSONAL: Is a converted shortstop...left Cuba in November 2013 and became eligible to sign a Major League contract after he established residency in Haiti.

IGLESIAS' CAREER TRANSACTIONS

- Was signed by the Reds to a 7-year contract through the 2020 season, June 27, 2014. Was signed by Tony Arias, Miguel Machado and Mark Snipp.
- On disabled list with a strained left oblique, June 5-July 10, 2015.
- On disabled list with an impingement in his rights shoulder, May 1-June 20, 2016; included a rehabilitation assignment at Pensacola, June 11-20.
- On disabled list with a left biceps strain, May 23-29, 2018.

Career Pitching

Yr	Club	W-L	ERA	G	GS	CG	SHO	SV	IP	H	R	ER	HR	BB	SO	WP	BK
15	Cincinnati	3-7	4.15	18	16	0	0	0	95.1	81	45	44	11	28	104	2	2
	Louisville	1-3	3.41	6	6	0	0	0	29.0	26	12	11	4	8	21	1	0
16	Cincinnati	3-2	2.53	37	5	0	0	6	78.1	63	22	22	7	26	83	3	1
	#Pensacola - AA	0-0	0.00	3	2	0	0	0	5.0	3	0	0	0	1	5	1	1
17	Cincinnati	3-3	2.49	63	0	0	0	28	76.0	57	22	21	5	27	92	1	0
18	Cincinnati	2-5	2.38	66	0	0	0	30	72.0	52	22	19	12	25	80	2	0
19	Cincinnati	3-12 *	4.16	68	0	0	0	34	67.0	61	31	31	12	21	89	3	0
Major Totals		14-29	3.17	252	21	0	0	98	388.2	314	142	137	47	127	448	11	3
Minor Totals		1-3	2.91	9	8	0	0	0	34.0	29	12	11	4	9	26	2	1

Injury rehab, *Single-season club record for a reliever, In 2019 tied for the National League lead in games finished (55)

Career Hitting

Yr	Club	AVG	G	AB	R	H	2B	3B	HR	RBI	SH	SF	HB	BB	SO	SB	CS	OBP	SLG	E
15	Cincinnati	.067	18	30	0	2	0	1	0	1	1	0	0	0	13	0	0	.067	.133	2
16	Cincinnati	.091	37	11	0	1	0	0	0	0	0	0	0	0	2	0	0	.091	.091	1
17	Cincinnati	1.000	63	1	0	1	1	0	0	0	0	0	0	0	0	0	0	1.000	2.000	1
18	Cincinnati	.000	66	3	0	0	0	0	0	0	0	0	0	1	0	0	0	.000	.000	1
19	Cincinnati	.000	68	2	0	0	0	0	0	0	0	0	0	1	0	0	0	.000	.000	1
Career Totals		.085	252	47	0	4	1	1	0	1	1	0	0	0	17	0	0	.085	.149	6

Career hits: 8/18/15 vs KC (1B off Edinson Volquez), 9/2/15 at Chi (3B off Jason Hammel), 7/5/16 at Chi (1B off Joel Peralta), 4/15/17 vs Mil (2B off Zach Davies)

Career in Cuba

Yr	Club	W-L	ERA	G	GS	CG	SHO	SV	IP	H	R	ER	HR	BB	SO	WP	BK
11	Isla de la Juventud	3-2	4.22	28	0	-	-	-	64.0	58	37	30	5	31	42	-	-
12	Isla de la Juventud	1-1	3.29	30	3	-	-	-	76.2	72	33	28	3	54	53	-	-
13	Isla de la Juventud	4-9	3.05	30	2	-	-	-	82.2	72	32	28	3	30	74	-	-
Cuban National Series Totals		8-12	3.47	88	5	-	-	-	223.1	202	102	86	11	115	169	-	-

World Baseball Classic Record

Yr	Country	W-L	ERA	G	GS	CG	SHO	SV	IP	H	R	ER	HR	BB	SO	WP	BK
13	Cuba	0-0	3.86	5	0	0	0	1	4.2	3	2	2	0	3	6	0	0

SINGLE-SEASON CAREER HIGH STREAKS

Scoreless Streak By Game: 19g, 4/28-6/8, 2017; **Scoreless Streak By Inning:** 22.2, 6/28-8/4, 2016;
Winning Streak: 2g (2x), 9/2-9/9, 2016 & 4/15-6/2, 2017; **Losing Streak:** 4g (3x), Last: 7/16-8/31, 2019



JONATHAN INDIA

@JonathanIndia

INF

85

Age: 23 Ht.: 6-0 Wt.: 200 Bats: R Throws: R ML Service: 0.000

Born: 12/15/96 Birthplace: Ft. Lauderdale, FL Resides: Coral Springs, FL

Acquired: Was selected in the first round (5th overall) of the June 2018 first-year player draft. Was signed by Sean Buckley.

Contract: Signed through the 2020 season and under team control through 2025.

Non-Roster

CAREER HIGHLIGHTS

- Was selected by the Reds in the first round (5th overall) of the June 2018 first-year player draft...was signed by Sean Buckley...was rated by *Baseball America* the fifth-best prospect in that draft.
- Following the 2019 season was rated by *Baseball America* the second-best prospect in the organization and the 18th-best prospect in the Florida State League...was rated by MiLB.com the organization's third-best prospect.
- In 2019 was a mid-season Florida State League All-Star and was rated by *Baseball America* the league's best defensive third baseman.
- Following his first professional season in 2018 was rated by both *Baseball America* and MiLB.com the Reds' fourth-best prospect.

2019 SEASON

- At Class A Daytona and Class AA Chattanooga, ranked among the Reds' minor league leaders in walks (59, 2nd), runs scored (74, 2nd), HR (11, T9th), hits (111, T9th) and total bases (172, 10th).
- Was a mid-season Florida State League All-Star and was rated by *Baseball America* the league's best defensive third baseman.
- Began the season at Daytona...on 7/22 was promoted to Chattanooga.
- Following the season played for Glendale in the Arizona Fall League (18g, .133, 1 2b, 1 3b, 3hr, 10rbi, 1sb).
- On 1/20/20 was invited to 2020 Major League spring training camp, his first.

BASEBALL AMERICA'S TOP 10 REDS PROSPECTS

1. Hunter Greene, RHP
2. **Jonathan India, IF**
3. Nick Lodolo, LHP
4. Tyler Stephenson, C
5. Tony Santillan, RHP
6. Jose Garcia, IF
7. Lyon Richardson, RHP
8. Stuart Fairchild, OF
9. Michael Siani, OF
10. Jameson Hannah, OF

PERSONAL: Graduated from American Heritage High School in Delray Beach, Florida, where his baseball teammates included Tyler Frank and Lucius Fox...at the University of Florida became just the 12th player in school history to amass in his career 20 or more home runs, 100 or more RBI and 30 or more stolen bases...as a junior at Florida was named 2018 SEC Player of the Year after batting .365 with 16 HR, 40 RBI and 11 stolen bases in 54 regular season games...that season, led the SEC with a .506 on-base percentage and a .730 slugging percentage, was a semi-finalist for the prestigious Golden Spikes Award and the Dick Howser Trophy and was named to several All-America first teams (ABCA, *Baseball America*, D1baseball.com, NCBWA, Perfect Game)...played primarily third base for the Gators but also made several apps at shortstop...in 2016 and 2017 played for the Harwich Mariners in the Cape Cod League.

INDIA'S CAREER TRANSACTIONS

- Was selected by the Brewers in the 26th round of the June 2015 first-year player draft. Did not sign.
- Was selected by the Reds in the first round (5th overall) of the June 2018 first-year player draft. Was signed by Sean Buckley.

Career Hitting

Yr	Club	AVG	G	AB	R	H	2B	3B	HR	RBI	SH	SF	HB	BB	SO	SB	CS	OBP	SLG	E
18	Greeneville - R	.261	14	46	11	12	2	1	3	12	0	0	1	15	12	1	0	.452	.543	2
	Billings - R	.250	3	8	1	2	0	0	0	0	0	0	2	0	4	0	1	.400	.250	0
	Dayton - A	.229	27	96	17	22	7	0	3	11	0	0	3	13	28	5	0	.339	.396	2
19	Daytona - A	.256	87	317	50	81	15	5	8	30	0	4	9	37	84	7	5	.346	.410	12
	Chattanooga - AA	.270	34	111	24	30	3	0	3	14	0	4	8	22	26	4	0	.414	.378	7
	Minor Totals	.254	165	578	103	147	27	6	17	67	0	8	23	87	154	17	6	.369	.410	23



TRAVIS

@FreddyJ_6

OF

JANKOWSKI**31****Age:** 28 **Ht.:** 6-2 **Wt.:** 190 **Bats:** L **Throws:** R **ML Service:** 3.148**Born:** 6/15/91 **Birthplace:** Lancaster, PA **Resides:** Lancaster, PA**Acquired:** From the Padres for international cap space, October 31, 2019.**Contract:** Was signed to a 1-year contract through the 2020 season, avoiding arbitration, December 2, 2019. Under team control through 2022.**CAREER HIGHLIGHTS**

- Was on the Padres' Opening Day rosters in 2016 and 2017.
- Was Pacific Coast Player of the Week for 4/20-4/28, 2018.
- In both 2013 and 2015 was an MiLB.com Padres Organizational All-Star.
- In 2015 was a mid-season Texas League All-Star.
- In 2013 was a California League All-Star.

LEADOFF HOME RUNS (1)

Date	Pitcher
8/28/18 for SD vs Sea	Felix Hernandez

2019 SEASON

- Missed most of the season recovering from a broken left wrist suffered while diving for a ball in the outfield during a spring training game...made 20 of his 25 apps, including 2 starts, for the Padres in September.
- On 10/31 was acquired by the Reds for international cap space.
- On 12/2 was signed to a 1-year contract through the 2020 season, avoiding arbitration.

2018: Led the Padres in stolen bases (24) and in games batting leadoff (70)...was Pacific Coast Player of the Week for 4/20-4/28...began the season with El Paso...was promoted on 4/29 and spent the rest of the season with SD...on 8/12 vs Phi became the first Padres player with 4 stolen bases in a game since Everth Cabrera did it on 9/30/12 vs SF.

2017: Missed 87 games with a right foot bone bruise...for the second straight season was on the Padres' Opening Day roster.

2016: His 30 stolen bases ranked second among all Major League rookies, eighth overall in the National League and 10th overall in the Major Leagues...was the fifth-highest stolen base total ever by a Padres rookie...made his first Opening Day roster...from 7/31-8/26 reached base safely in 24 consecutive games, the longest streak by a Padres batter in 2016 and second-longest by a National League rookie (StL's Aledmys Diaz, 26g)...was only the fourth Padres player to produce a 24-game on-base streak during his rookie season (Roberto Alomar, 25g in 1988; Benito Santiago, 34g in 1987; Gene Richards, 28g in 1977)...entered the season rated by *Baseball America* the sixth-best prospect in the organization.

2015: In his Major League debut made 34 apps for the Padres...was a mid-season Texas League All-Star...after the Texas League All-Star Game, spent 3 weeks playing for Team USA in the Pan-Am Games in Toronto...helped Team USA to a silver medal by hitting .385...was promoted on 8/19 and spent the rest of the season with the Padres...recorded his first career hit on 8/21/15 vs StL, his Major League debut (single off John Lackey)...in that debut started in CF and became the third Padres batter ever with hits in each of his first 2 Major League plate apps (Wiki Gonzalez, 8/14/99 & John Sipin, 5/24/69)...became the first Padres batter with 5 hits in his first 3 career games since Donaldo Mendez in 2001...hit his first career home run on 9/13/15 at SF (solo off Mike Leake).

MINOR LEAGUES

2013: With 71 stolen bases led the California League...was the fourth-highest stolen base total in the minor leagues and ninth-highest total by any Padres minor league batter ever...was a California League All-Star and MiLB.com Organizational All-Star.

PERSONAL: Graduated from Lancaster (PA) Catholic High School, where he was a 2-time All State selection... as a senior led Lancaster to District 3 Double-A Championship (.471, 20rbi, 25r, 24sb)...also played 4 years of varsity football as wide receiver...attended Stony Brook University in New York...was Stony Brook's first-ever first-round draft selection...while at Stony Brook in 2012 was named ABCA/Rawlings National Co-Player of the Year and was voted by Collegiate Baseball a second-team Louisville Slugger All-American...that season led the nation in hits, runs scored and triples while ranking in the Top 10 nationally in batting average and stolen bases...also established single-season school records for hits, runs scored, triples and stolen bases in a season...Stony Brook advanced to the Baton Rouge Super Regional, where it was eliminated by LSU... his all-time favorite baseball player is Ken Griffey Jr....a brother, Tyler, serves in the U.S. Navy.

JANKOWSKI'S CAREER TRANSACTIONS

- Was selected by the Padres in the supplemental first round (44th overall) of the June 2012 first-year player draft. Was signed by Jim Bretz.
- On Lake Elsinore's disabled list, August 19-remainder of the season, 2013.
- On San Antonio's disabled list, April 24-July 30, 2014; included rehabilitation assignments at AZL Padres, July 18-22 and at Eugene, July 23-July 30.
- On San Antonio's disabled list, August 28-remainder of the season, 2014.
- On disabled list with a right foot bone bruise, April 23-August 3, 2017; was transferred to the 60-day DL, June 6; included rehabilitation assignments at AZL Padres 2, July 15 & July 19-20, at AZL Padres 1, July 16-18, and at El Paso, July 21-August 2-3.
- On 60-day injured list with a fractured left wrist, March 27-July 21, 2019; included rehabilitation assignments at El Paso, July 2-7 & July 11-20 and at Lake Elsinore, July 8-10.
- Was acquired by the Reds for international cap space, October 31, 2019.

CAREER FIELDING								
Pos.	Pct.	G	PO	A	E	TC	DP	PB
CF	.997	153	302	1	1	304	0	-
RF	.985	99	130	3	2	135	0	-
LF	.986	62	71	0	1	72	0	-

Career Hitting

Yr	Club	AVG	G	AB	R	H	2B	3B	HR	RBI	SH	SF	HB	BB	SO	SB	CS	OBP	SLG	E
12	AZL Padres - R	.250	2	8	1	2	0	0	0	4	0	1	0	0	1	0	0	.222	.250	0
	Fort Wayne - A	.282	59	238	32	67	10	4	1	23	1	3	1	13	44	17	7	.318	.370	2
13	Lake Elsinore - A	.286	122	493	89	141	19	6	1	38	3	4	2	54	96	*71	14	.356	.355	2
	San Antonio - AA	.240	29	100	14	24	4	1	0	10	1	2	1	8	14	10	2	.297	.300	2
14	#AZL Padres - R	.429	4	14	5	6	1	0	0	3	0	0	1	1	2	1	2	.500	.500	0
	#Eugene - A	.182	8	33	6	6	0	0	0	1	0	0	0	3	5	4	0	.250	.182	0
15	Lake Elsinore - A	.167	5	18	2	3	1	0	0	1	1	0	0	6	3	1	0	.375	.222	0
	San Antonio - AA	.316	73	282	50	89	11	5	1	13	2	0	1	36	40	23	8	.395	.401	1
16	El Paso - AAA	.392	24	97	19	38	6	2	0	12	1	1	1	13	10	9	3	.464	.495	3
	San Diego	.211	34	90	9	19	2	2	2	12	2	0	0	4	24	2	1	.245	.344	1
17	San Diego	.245	131	335	53	82	13	2	2	12	3	0	2	42	100	30	12	.332	.313	1
	San Diego	.187	27	75	10	14	2	0	0	1	2	0	1	9	28	4	0	.282	.213	0
18	#AZL Padres 2 - R	.273	3	11	2	3	1	0	0	2	0	0	1	0	4	0	1	.333	.364	1
	#AZL Padres 1 - R	.286	2	7	3	2	1	0	0	0	0	0	1	2	1	1	0	.500	.429	0
19	El Paso - AAA	.266	35	139	20	37	5	1	0	11	0	0	0	18	28	8	1	.350	.317	1
	El Paso - AAA	.363	22	80	17	29	4	0	1	11	1	0	2	11	21	4	3	.452	.450	2
19	San Diego	.259	117	347	45	90	12	3	4	17	2	0	1	37	73	24	7	.332	.346	2
	El Paso - AAA	.313	39	160	27	50	6	0	0	12	0	1	1	21	32	7	2	.393	.350	2
19	#Lake Elsinore - A	.143	2	7	0	1	0	0	0	0	0	0	0	2	1	1	2	.333	.143	0
	San Diego	.182	25	22	4	4	0	0	0	0	0	0	0	2	4	2	2	.250	.182	0
Major Totals		.241	334	869	121	209	29	7	8	42	9	0	4	94	229	62	22	.317	.318	4
Minor Totals		.295	429	1687	287	498	69	19	4	141	10	12	12	188	301	158	44	.368	.366	16

Injury rehab, * In 2013 led the California League in stolen bases

SINGLE-SEASON CAREER HIGH STREAKS

Hitting Streak: 9g, 7/31-8/10, 2016; **Hitless Streak:** 15ab, 8/25-8/30, 2015



NATE JONES

RHP

57

Age: 34 **Ht.:** 6-5 **Wt.:** 230 **Bats:** R **Throws:** R **ML Service:** 8.000

Born: 1/28/86 **Birthplace:** Covington, KY **Resides:** Butler, KY

Acquired: Was signed to a minor league contract with an invitation to Major League spring training camp, January 14, 2020.

Contract: Signed through the 2020 season and under team control through 2020.

Non-Roster
CAREER HIGHLIGHTS

- His 318 strikeouts from 2012-2019 is the highest total by any White Sox relief pitcher over those 8 seasons.
- Ranks third among the White Sox' all-time leaders in career holds (69).
- His career-high 28 holds in 2016 tied for the American League lead and ranked as the second-highest single-season total in White Sox history (Barry Jones, 30, 1990).
- In 2012 rookie season led American League relief pitchers with 8 wins, tied for the second-most by a White Sox rookie and the most since Cy Acosta established that franchise record with 10 wins in relief in 1973...Jones' 8-0 record in 2012 was the best by a rookie reliever in club history and matched John Whitehead (1935) for the best record overall.
- Made his Major League debut in a 5-0 loss on 4/8/12 at Texas (1ip) and recorded his first career strikeout (Josh Hamilton).
- Earned his first Major League win in a 1-0 White Sox victory on 5/5/12 at Det (1ip, 1h, 0r, 0bb, 0k).
- Recorded his first Major League save with 2 perfect innings in a 5-0 win on 4/19/16 vs LAA (2ip, 2k).
- Has 9 Major League saves, his most recent in a 9-6 White Sox win on 4/12/19 at Yankee Stadium.
- Missed most of the 2014 season with a left muscle hip strain and a torn ulnar collateral ligament in his right elbow...had a microdiscectomy on 5/5 and "Tommy John" surgery on 7/29 to repair the torn ulnar collateral ligament in his right elbow.
- Missed most of the 2015 season while recovering from 7/29/14 "Tommy John" surgery.
- Missed most of the 2017 season with right elbow neuritis...on 7/11/17 had surgery to reposition the ulnar nerve in his right arm.
- Missed 3 months in the middle of the 2018 season with a right pronator muscle strain.
- Missed most of the 2019 season with a torn flexor muscle in his right arm.

2019 SEASON

- Entered the season as the White Sox' longest-tenured player...made his Major League debut in 2012.
- Made 13 apps for the Sox before an elbow injury ended his season.
- Made his last appearance of the season on 4/26 vs Det, then the next day went on the 10-day injured list with right elbow inflammation...was transferred to the 60-day injured list on 5/6.
- On 5/13 had season-ending surgery to repair the torn flexor muscle in his right forearm.
- On 7/31 was traded to the Rangers, along with cash and international bonus slot money, for minor leaguers RHP Ray Castro and RHP Joseph Jarneski.
- Spent the rest of the season on the Rangers' 60-day injured list.
- Following the season, became a free agent when the Rangers did not exercise his 2020 contract option.
- On 1/14/20 was signed by the Reds to a minor league contract with an invitation to Major League spring training camp.

PERSONAL: Was born in Covington, KY, just across the Ohio River...in 2004 graduated from Pendleton County High School in Falmouth, KY...pitched at nearby Northern Kentucky University, where in 3 seasons he went 6-5, 3.81 in 13 starts and 12 relief apps.

WHITE SOX' HOLDS LEADERS, CAREER

Matt Thornton 164 2006-2013
Dámaso Martí 71 2002-2005
Nate Jones 69 2012-2019
Bob Howry 65 1998-2002

WHITE SOX' HOLDS LEADERS, SINGLE SEASON

Barry Jones 30 1990
Nate Jones 28 2016
Aaron Bummer 27 2019
Zach Duke 26 2015
Matt Thornton 26 2012

STRIKEOUTS BY WHITE SOX RELIEVERS, 2012-2019

Nate Jones 318 2012-2019
David Robertson	... 208 2015-2017
Héctor Santiago 179	.. 2012-13, '18-19
Zach Putnam 149 2014-2017

JONES' CAREER TRANSACTIONS

- Was selected by the White Sox in the fifth round of the 2007 amateur draft.
- On Kannapolis' disabled list with a strained right shoulder, June 23-August 6, 2008.
- On Birmingham's disabled list with right shoulder tendinitis, May 12-28, 2011.
- On White Sox' disabled list with a left hip muscle strain, April 4-remainder of the season, 2014; was transferred to the 60-day DL, May 3.
- On White Sox' 60-day disabled list while recovering from right elbow surgery, March 27-August 4, 2015; included a rehabilitation assignment at Winston-Salem, July 10-19 and at Charlotte, July 20-August 4.
- On White Sox' 10-day disabled list with right elbow neuritis, May 4-remainder of the season, 2017.
- On White Sox' 10-day disabled list with a right pronator muscle strain, June 13-September 10, 2018; was transferred to the 60-day DL, September 1; included a rehabilitation assignment at Winston-Salem, September 5-10.
- On White Sox' injured list with right elbow inflammation, April 28-remainder of the season, 2019; was transferred to the 60-day injured list, May 6.
- Was acquired by the Rangers, along with cash and international bonus slot money, for minor leaguers RHP Ray Castro and RHP Joseph Jarneski, July 31, 2019.
- On Rangers' 60-day injured list while recovering from right forearm surgery, July 31-remainder of the season, 2019.
- Was signed by the Reds to a minor league contract with an invitation to Major League spring training camp, January 14, 2020.

Career Pitching

Yr	Club	W-L	ERA	G	GS	CG	SHO	SV	IP	H	R	ER	HR	BB	SO	WP	BK
07	Bristol - R	0-4	5.13	13	10	0	0	0	47.1	44	33	27	4	29	42	11	0
08	Kannapolis - A	1-7	6.83	18	10	1	0	0	56.2	63	45	43	8	35	71	7	0
	Bristol - R	1-0	1.35	4	1	0	0	0	6.2	6	4	1	0	2	12	3	1
	Winston-Salem - A	0-0	3.38	2	0	0	0	0	2.2	1	1	1	0	2	1	1	0
09	Kannapolis - A	2-0	2.41	13	0	0	0	1	18.2	8	5	5	0	9	25	1	0
	Winston-Salem - A	2-1	3.65	32	0	0	0	0	49.1	44	20	20	4	13	43	4	0
10	Winston-Salem - A	11-6	4.08	28	28	1	0	0	* 152.1	176	77	69	10	56	109	7	1
11	Birmingham - AA	2-3	3.27	42	0	0	0	12	63.1	58	27	23	3	27	67	8	0
12	Chicago (AL)	8-0	2.39	65	0	0	0	0	71.2	67	19	19	4	32	65	5	0
13	Chicago (AL)	4-5	4.15	70	0	0	0	0	78.0	69	40	36	5	26	89	8	1
14	Chicago (AL)	0-0	---	2	0	0	0	0	0.0	2	4	4	0	3	0	0	0
15	#Winston-Salem - A	0-0	2.25	4	2	0	0	0	4.0	3	1	1	1	0	1	0	0
	#Charlotte - AAA	0-0	1.42	6	0	0	0	0	6.1	3	1	1	1	2	4	1	0
	Chicago (AL)	2-2	3.32	19	0	0	0	0	19.0	12	7	7	5	6	27	0	0
16	Chicago (AL)	5-3	2.29	71	0	0	0	3	70.2	48	20	18	7	15	80	7	0
17	Chicago (AL)	1-0	2.31	11	0	0	0	0	11.2	9	3	3	1	6	15	1	0
18	Chicago (AL)	2-2	3.00	33	0	0	0	5	30.0	28	14	10	4	15	32	2	0
19	Chicago (AL)	0-1	3.48	13	0	0	0	1	10.1	10	4	4	2	7	10	2	0
Major Totals		22-13	3.12	284	0	0	0	9	291.1	245	111	101	28	110	318	25	1
Minor Totals		19-21	4.22	162	51	2	0	13	407.1	406	214	191	31	175	375	43	2

Injury rehab, In 2016 tied for the American League lead in holds (28), * Led Carolina League

World Baseball Classic Record

Yr	Country	W-L	ERA	G	GS	CG	SHO	SV	IP	H	R	ER	HR	BB	SO	WP	BK
17	United States*	0-0	2.25	4	0	0	0	0	4.0	1	1	1	1	2	3	0	0

* 2017 WBC champion

SINGLE-SEASON CAREER HIGH STREAKS

Scoreless Streak By Game: 21g, 8/12-9/28, 2012; **Scoreless Streak By Inning:** 22.1, 8/12-9/28, 2012;
Winning Streak: 8g, 5/5-9/17, 2012; **Losing Streak:** 4g, 4/5-5/18, 2013



JOEL
KUHNEL

@JoelKuhnel

RHP

66

Age: 25 Ht.: 6-4 Wt.: 280 Bats: R Throws: R ML Service: 0.046

Born: 2/19/95 Birthplace: Goldsboro, NC Resides: Peoria, AZ

Acquired: Was selected by the Reds in the 11th round of the June 2016 first-year player draft. Was signed by Byron Ewing.

Contract: Signed through the 2020 season and under team control through 2025.

CAREER HIGHLIGHTS

- Last name is pronounced COON-uhl.
- Entered the 2020 season rated by MLB.com the 23rd-best prospect in the organization.
- In 2019, per *Baseball America* was voted by managers, scouts and executives the best reliever in the Southern League.
- In 2018 was a Florida State League All-Star.
- Following the 2019 season was invited to Major League Baseball's Rookie Career Development Program.

SINGLE-SEASON CAREER HIGH STREAKS

Scoreless Streak By Game: 8g, 8/31-9/29, 2019; **Scoreless Streak By Inning:** 6.1, 8/31-9/29, 2019; **Winning Streak:** None; **Losing Streak:** None

2019 SEASON

- Spent most of the season in the minor leagues, where in 41 apps for Chattanooga and Louisville he combined to finish 5-3, 2.18 with 14 saves in 18 chances.
- Among Southern League pitching leaders ranked seventh in saves (10).
- Per *Baseball America*, was voted by managers, scouts and executives the best reliever in the Southern League.
- In just his fourth professional season, in his Major League debut posted a 4.66 ERA in 11 apps for the Reds.
- Allowed a season-high 4 runs in the 14-0 loss on 8/24 at Pit (0.1ip)...season ERA in his other 10 apps was 0.96 (9.1ip, 1er).
- Didn't allow a run in any of his last 8 apps of the season (6.1ip, 3h, 3bb, 6k, .136baa).
- On 8/15 was promoted from Louisville as 1 of 4 roster moves (recalled RHP Matt Bowman, optioned to Louisville RHP Sal Romano, RHP Jared Hughes was claimed off waivers by the Phillies)...spent the rest of the season with the Reds.
- Made his Major League debut in the 13-4 loss on 8/16 vs StL...struck out his first batter, Yadier Molina...allowed a solo HR to Kolten Wong, his second batter.
- Became the fifth and last Reds player this season to make his Major League debut (CF Nick Senzel, IF/OF Josh VanMeter, RHP Jimmy Herget, OF Brian O'Grady).
- In the 3-2 win on 9/21 vs NYM retired his only batter (Pete Alonso, 6-3) to end the eighth inning and preserve the 2-2 tie...earned his first Major League victory after the Reds took a 3-2 lead in the bottom of the eighth and Raisel Iglesias saved the win.
- In the ninth inning of the 7-1 loss on 9/2 vs Phi, struck out the side (Scott Kingery, Andrew Knapp, pinch hitter Nick Williams).
- Retired the first batter in 10 of his 11 apps and stranded 4 of 5 inherited base runners.
- Began the season at Chattanooga...on 6/20 was promoted to Louisville...on 8/15 was promoted to the Reds.

MINOR LEAGUES

2018: Was an All-Star after leading the Florida State League in saves...**2017:** Led the Midwest League in apps and ranked second among relievers by averaging just 1.41 walks per 9 innings.

PERSONAL: Graduated from Sunrise Mountain High School in Peoria, AZ...pitched at the University of Texas-Arlington and Central Arizona College.

KUHNEL'S CAREER TRANSACTIONS

-- Was selected by the Reds in the 11th round of the June 2016 first-year player draft. Signed by Byron Ewing.

Career Pitching

Yr	Club	W-L	ERA	G	GS	CG	SHO	SV	IP	H	R	ER	HR	BB	SO	WP	BK
16	Billings - R	0-1	3.43	18	0	0	0	4	21.0	28	11	8	1	1	14	2	0
17	Dayton - A	2-4	4.36	*48	0	0	0	11	64.0	78	37	31	6	10	54	6	0
18	Daytona - A	1-4	3.04	44	0	0	0	*17	53.1	54	23	18	2	11	56	4	0
19	Chattanooga - AA	3-2	2.27	25	0	0	0	10	35.2	26	10	9	5	8	30	2	0
	Louisville - AAA	2-1	2.00	16	0	0	0	4	18.0	13	5	4	1	8	20	1	0
	Cincinnati	1-0	4.66	11	0	0	0	0	9.2	8	5	5	1	5	9	0	0
	Major Totals	1-0	4.66	11	0	0	0	0	9.2	8	5	5	1	5	9	0	0
	Minor Totals	8-12	3.28	151	0	0	0	46	192.0	199	86	70	15	38	174	15	0

* Led league

Career Hitting

Yr	Club	AVG	G	AB	R	H	2B	3B	HR	RBI	SH	SF	HB	BB	SO	SB	CS	OBP	SLG	E
19	Cincinnati	.000	11	1	0	0	0	0	0	0	0	0	0	0	0	0	0	.000	.000	0

Only career plate appearance on 8/16/19 vs STL (4-3 groundout off Adam Wainwright, 7th inning, 13-4 loss)



NICK LODOLO

Twitter @nicklodolo

LHP

86

Age: 22 Ht.: 6-6 Wt.: 205 Bats: L Throws: L ML Service: 0.000

Born: 2/5/98 Birthplace: La Verne, CA Resides: Fort Worth, TX

Acquired: Was selected in the first round (7th overall) of the June 2019 first-year player draft. Was signed by Paul Scott.

Contract: Signed through the 2020 season and under team control through 2025.

Non-Roster

CAREER HIGHLIGHTS

- Last name is pronounced luh-DOLE-oh.
- Was selected by the Reds in the first round (7th overall) of the June 2019 first-year player draft...was signed by Paul Scott...was Texas Christian University's highest-ever baseball draft pick.
- Was the top pitching prospect in the 2019 draft, as rated by *Baseball America*, and was the first pitcher selected.
- Was the highest unsigned pick of the 2016 first-year player draft when the Pirates selected him 41st overall in the supplemental first round.
- Entered the 2020 season rated by both MiLB.com and *Baseball America* the third-best prospect in the organization.
- Also entered the 2020 season rated No. 77 on *Baseball America's* prestigious Top 100 prospects list...RHP Hunter Greene (No. 76) was the only other Reds minor leaguer on that Top 100 list.

BASEBALL AMERICA'S TOP 10 REDS PROSPECTS

1. Hunter Greene, RHP
2. Jonathan India, IF
3. **Nick Lodolo, LHP**
4. Tyler Stephenson, C
5. Tony Santillan, RHP
6. Jose Garcia, IF
7. Lyon Richardson, RHP
8. Stuart Fairchild, OF
9. Michael Siani, OF
10. Jameson Hannah, OF

2019 SEASON

- In his first professional season went 0-1, 2.45 in 8 starts for Rookie Billings and Class A Dayton.
- In 18.1 innings recorded 30 strikeouts without issuing a walk.
- Made his first 6 apps for Billings before he was promoted to the Dragons on 7/22.
- Didn't pitch after 7/30, when his 121.1 innings total for the summer included his collegiate season at Texas Christian University.

PERSONAL: Graduated from Damien High School in La Verne, CA, the same school attended by Mark McGwire, rock guitarist Buckethead and former Reds pitcher Frank Pastore...as a junior at Texas Christian University in 2019 was named second team All-American and first team All-Big 12...in 16 starts for the Horned Frogs that year produced a 2.36 ERA with 131 strikeouts over 103 innings, held opponents to a .203 batting average and posted a WHIP of just 0.98.

LODOLO'S CAREER TRANSACTIONS

- Was selected by the Pirates in the supplemental first round (41st overall) of the June 2016 first-year player draft. Did not sign.
- Was selected by the Reds in the first round (7th overall) of the June 2019 first-year player draft. Was signed by Paul Scott.

Career Pitching

Yr	Club	W-L	ERA	G	GS	CG	SHO	SV	IP	H	R	ER	HR	BB	SO	WP	BK
19	Billings - R	0-1	2.38	6	6	0	0	0	11.1	12	5	3	1	0	21	0	0
	Dayton - A	0-0	2.57	2	2	0	0	0	7.0	6	2	2	0	0	9	0	0
Minor Totals		0-1	2.45	8	8	0	0	0	18.1	18	7	5	1	0	30	0	0



MICHAEL

@Lorenzen55

RHP / OF

LORENZEN

21

Age: 28 Ht.: 6-3 Wt.: 200 Bats: R Throws: R ML Service: 4.159

Born: 1/4/92 Birthplace: Anaheim, CA Resides: Alexandria, KY

Acquired: Was selected in Competitive Balance Round A (38th overall) of the June 2013 first-year player draft. Was signed by Mike Misuraca.

Contract: Was signed to a 1-year contract through the 2020 season, avoiding arbitration, January 10, 2020. Under team control through 2021.

CAREER HIGHLIGHTS

- Was selected by the Reds with the fifth pick of the June 2013 draft's competitive balance Round A...was the team's second selection (behind OF Phillip Ervin) and the draft's 38th pick overall.
- Is the only player in Major League baseball history, whose primary position is pitcher, to appear in at least 100 games in a season (2019, 105 games).
- Is the only player in Reds history, whose primary position is pitcher, to appear in each of the first 6 games of a season (2019, PR/CF, P, PR, P, PR, P).
- Is the first Reds player with as many as 410.2 career innings pitched to play center field since Hal Jeffcoat (474.1ip) in 1958.
- In the 8-5 Reds win on 9/4/19 vs Phi, joined Babe Ruth (6/13/1921 vs Det) as the only Major League players since 1900 to earn the win, hit a home run and play the outfield in the same game...entered in the seventh inning as the Reds' third pitcher of the game and suffered a blown save after Jay Bruce homered to tie the score at 5-5...in the bottom of the eighth hit his only HR of the season and seventh of his career, a 2-run HR off Blake Parker that extended the Reds' lead to 8-5...played center field in the top of the ninth.
- In each of the 2016 and 2017 seasons was the club's nominee for the MLBPA's Marvin Miller Man of the Year Award, which goes to the player whose on-field performance and contributions to his community most inspire others to higher levels of achievement.
- In 2016 was the Reds' nominee for MLB's prestigious Roberto Clemente Award for his contributions on and off the field...wears uniform #21 in honor of Clemente.
- In 2014 was a Southern League All-Star.
- In 2018 received votes for but did not win the Louisville Slugger Silver Slugger Award for pitchers...was trying to become the first reliever ever to win the award.
- In 2018 became only the third Reds player whose primary position was pitcher to hit 4 HR in a season... hit 2 of his 4 HR as a pinch hitter...the single-season franchise record for home runs as a pitcher remains 4 by converted outfielder Hal Jeffcoat, who hit all 4 of his HR in 1957 while in the game as a pitcher...Tom Parrott hit 4 HR in 1894, including 2 as pitcher, 1 as a LF and 1 as a 2B.
- In his career as a pinch hitter is 5-for-26 (.192, 1 2b, 3hr, 7rbi), with home runs on 4/6/17 off Phi's Adam Morgan, 6/24/18 off Chi's Mike Montgomery and 6/30/18 off Mil's Jacob Barnes (grand slam)...9 times in his career, including twice in 2019, entered games as a pinch hitter and remained in that game to pitch.

2019 SEASON ON THE MOUND

- Led the pitching staff in apps with 73, a new career high.
- Ranked second in the National League and fifth in the Major Leagues in relief innings pitched (83.1), just 1 out behind NL leader Junior Guerra of the Brewers (83.2)...his career-high 73 apps ranked T5th in the NL and T9th in the majors.

PINCH HIT GRAND SLAMS BY PITCHERS *

Michael Lorenzen, Cin 6/30/2018 vs Mil
 Tommy Byrne, Chi 5/16/1953 at NYY
 Early Wynn, Wsh 9/15/1946 at Det
 Zeb Eaton, Det 7/15/1945 at NYY
 Schoolboy Rowe, Phi 5/2/1943/g2 vs BosN
 Mike O'Neill, StL 6/3/1902 at BosN
 * More than 50% of apps as a pitcher

GRAND SLAMS BY REDS PITCHERS

Michael Lorenzen 6/30/2018 vs Mil
 Anthony DeSclafani 6/23/2018 vs ChC
 Bob Purkey 8/1/1959 vs ChC
 Al Hollingsworth 5/28/1936 at ChC
 Ice Box Chamberlain .. 4/30/1892 vs Wsh (ISP)
 Lorenzen's as a pinch hitter off Mil's **Jacob Barnes**
 DeSclafani's off Chi's **Brian Duensing**

PLAYERS WITH 3 PINCH-HIT HR & 100 GAMES AS PITCHER

Gary Peters 4 HR ... 359g as P 1959-1972
Michael Lorenzen ... 3 HR ... 250g as P 2015-2019
 Lynn Nelson 3 HR ... 166g as P 1930-1940
 Jack Stivetts 3 HR ... 387g as P 1889-1899
 Notes courtesy @EliasSports

- In 33 apps after the All-Star break posted an ERA of 1.91 (37.2ip, 22h, 8er, 16bb, 40k, 2hr, .172baa).
- Posted ERAs of 1.60 on the road (39g, 45ip, 32h, 8er, 14bb, 44k, 3hr, .198baa) and 4.46 at Great American Ball Park (34g, 38.1ip, 36h, 19er, 14bb, 41k, 6hr, .248baa).
- Produced 7 saves, his last in the 3-1 win on 9/29 at Pit in the 2019 season finale...in wins on 6/17 & 6/18 vs Hou, for the only time in his career produced saves in consecutive apps.
- 15 times pitched on consecutive days...never in his career has pitched on 3 consecutive days.
- 32 times threw more than 1.0 inning and 14 times threw at least 2.0 IP, including a season-high of 2.1 innings on 3/31 vs Pit in his first appearance of the year.
- Didn't allow a run in any of his last 5 apps of the season (7.1ip, 3h, 0bb, 8k, .125baa), dropping ERA from 3.20 to season-ending 2.92.
- Appeared in 12 of the Reds' last 16 games of the season, including 5 starts in CF...in that span pitched 6 times and in 10 of the 12 games in which he appeared played CF for at least 1 inning.

2019 IN THE FIELD

- Appeared in 105 of the Reds' 162 games (73g at P, 6gs in CF, 18g in CF, 8g in LF, 4g in RF, 13g as pinch runner, 6g as a pinch hitter).
- Went 5-for-13 with runners in scoring position (.385, 2 2b, 4rbi).
- Became the first player in Reds history, whose primary position is pitcher, to appear in each of the first 6 games of a season (PR/CF, P, PR, P, PR, P).
- Started in CF in 5 of the Reds' last 14 games of the season, including 3 straight starts in CF from 9/14-9/16...has made 6 career starts and 18 career apps in CF, all in 2019.
- In the 8-5 win on 9/4 vs Phi, joined Babe Ruth (6/13/1921 vs Det) as the only Major League players since 1900 to earn the win, hit a home run and play the outfield in the same game...entered in the seventh inning as the Reds' third pitcher of the game and suffered a blown save after Jay Bruce homered to tie the score at 5-5...in the bottom of the eighth hit his only HR of the season and seventh of his career, a 2-run HR off Blake Parker that extended the Reds' lead to 8-5...played center field in the top of the ninth.
- In the 6-5 loss on 9/27 at Pit started in CF...pitched a hitless seventh inning to keep the score tied at 4-4...in the top of the eighth, produced an RBI-single off Francisco Liriano that gave the Reds a 5-4 lead...returned to the mound for his second inning and retired all 3 batters in the eighth...played CF for the ninth...was in line to earn the win until Kevin Newman's 2-out, 2-run walkoff HR off Raisel Iglesias...became the third pitcher in 2019 to start a game in CF and then pitch (Bal's Stevie Wilkerson, 7/25 at LAA & 8/10 vs Hou; Phi's Roman Quinn, 8/2 vs WSox).
- In the 12-inning, 4-2 win on 9/28 at Pit played CF the final 5 innings...went 1-for-3...in the eighth inning recorded his first career assist as an outfielder.
- 9 times in his career, including twice in 2019, entered games as a pinch hitter and remained in that game to pitch...on 4/9 vs Mia walked vs Wei-Yin Chen, scored and remained in the game to pitch the last 2.0 innings...in the top of the sixth on 4/15 at LAD struck out vs Clayton Kershaw and then pitched to 2 batters in the bottom of the inning.
- In the bottom of the ninth of 4-3 win on 9/8 vs Ari pinch hit and doubled off T.J. McFarland to drive in the game-ending run...was his fifth career pinch hit, his only pinch hit of this season, and his first career walkoff hit.
- In the 6-1 win on 8/17 vs StL, became the first Reds relief pitcher with 2 hits in a game since Randy Keisler on 6/7/2005 vs TB (excluding the recent pitching apps of position players Kyle Farmer & Scooter Gennett).
- Recorded 5 stolen bases, including 3 steals as a pinch runner...in the ninth inning of the 1-0 loss at NYM on 5/2, with Noah Syndergaard pitching, pinch ran and recorded the first stolen base of his career...was the first steal by a Reds pitcher since Tony Cingrani did it on 9/5/13 vs StL.
- Was 1 of 4 first-round/supplemental first-round draft picks to play CF for the Reds in 2019 (Phillip Ervin, Jesse Winker, Nick Senzel).

2018: Made his first 42 apps of the season in relief (3-1-1, 3.21, 67.1ip) and his last 3 apps as a starter (1-1, 2.63, 13.2ip)...the Reds went 2-1 in his 3 starts...his 3-1 win on 9/18 at Mil was his first start since 2015, when during that rookie season he made 21 starts and 6 relief apps...between starts on 9/16/15 at SF and 9/18/18 at Mil, made 151 consecutive apps in relief (13-6, 3.60)...while pitching out of the bullpen made 20 apps of more than 1.0 inning and 15 apps of at least 2.0 innings, including apps of 3.0 innings 3 times, 4.0 innings twice and a career-high 4.1 innings in relief on 8/14 vs Cle...in the 7-2 win on 6/1 at SD threw 4.0 innings in relief of starter Tyler Mahle to earn his only save of the season and third of his career...was the longest relief appearance of his career to that point and the first 4-inning save by a Reds pitcher since Elmer Dessens threw the last 4.0 innings of Ron Villone's 11-5 win vs SD on 6/24/2000 at Cinergy Field...entered the 8-1 loss on 8/14 vs Cle in the second inning in relief of starter Sal Romano and threw 4.1 innings, a

HOME RUNS AS A HITTER (7)

Date	Pitcher
9/4/19 vs Phi	Blake Parker
8/29/18 vs Mil	Taylor Williams
6/30/18 vs Mil *^	Jacob Barnes
6/29/18 vs Mil	Chase Anderson
6/24/18 vs Chc *	Mike Montgomery
4/6/17 vs Phi *	Adam Morgan
8/19/16 vs LAD	Pedro Báez

*^ Pinch-hit grand slam, * Pinch-hit HR

GRAND SLAMS (1)

6/30/18 vs Mil ^	Jacob Barnes
------------------	--------------

^ Pinch-hit grand slam

PINCH-HIT HOMERS (3)

6/30/18 vs Mil ^	Jacob Barnes
6/24/18 vs Chc	Mike Montgomery
4/6/17 vs Phi	Adam Morgan

^ Pinch-hit grand slam

new career high out of the bullpen and tied for the longest relief outing by a Reds reliever in 2018 (Keury Mella, 8/2 at Wsh)...8 times pitched consecutive days...never in his career has pitched on 3 straight days...fell short in his bid to become the first relief pitcher ever to win a Silver Slugger Award...among all batters whose primary position was pitcher, led the Major Leagues in HR (4), RBI (10) and slugging percentage (.710) while ranking second in batting average (.290) and third in on-base percentage (.333)...before joining the rotation for his last 3 apps, was trying to become the first player in the live ball era to produce at least 4 HR in a season without starting a game...hit 2 of his 4 HR as a pitcher and his other 2 HR as a pinch-hitter...on 6/30 off Mil's Jacob Barnes became the first pitcher to hit a pinch-hit grand slam since Tommy Byrne of the White Sox did it on 5/16/1953 at Yankee Stadium...as a pinch hitter went 3-for-13 (2hr, 5rbi), with home runs on 6/24 off Chi's Mike Montgomery and 6/30 off Mil's Jacob Barnes (grand slam)...over 5 consecutive plate apps from 6/7-6/30, he singled, homered (pinch hit), walked, homered and homered (pinch-hit grand slam)...became the first Major League pitcher to homer in 3 consecutive at bats since Col's Mike Hampton in 2001...from 6/24-6/30, homered in 3 straight at bats over 4 apps (HR, walk, HR, HR)...on 6/7 vs Col pinch hit and produced a 116.5-mile-per-hour single off Tyler Anderson, the hardest-hit ball in the Statcast era by any Reds batter or by any Major League pitcher...in the top of the ninth inning of the 10-3 loss on 8/13 vs Cle played right field, his first Major League appearance at a defensive position other than pitcher, and singled...in spring training made 4 apps before he suffered a right shoulder strain...was disabled on Opening Day...didn't make his season debut until 5/23 vs Pit.

2017: Led the pitching staff with 8 wins and 70 apps, both career highs...ranked T5th in the National League in wild pitches (12) and 15th in apps...posted a 2.93 ERA prior to the All-Star break (37g) and a 6.32 ERA during the season's second half (33g)...earned his first 2 Major League saves, in the 7-5 win on 4/15 vs Mil and in the 5-2 win on 9/17 vs Pit...in 20 of his 70 apps threw more than 1.0 inning...twice threw a season-high 3.0 innings (4/10 at Pit, 5/30 at Tor), once threw 2.1 innings (7/28 at Mia) and 9 more times threw 2.0 innings...10 times pitched on consecutive days...never in his career has pitched 3 straight days...inherited the bases loaded 4 times, a staff high, and stranded 11 of the 12 runners...in the 7-1 win on 4/10 at Pit combined with Cody Reed (3ip) and Wandy Peralta (1ip) to throw 7.0 perfect innings...Reds relievers threw 7.0 hitless innings in a game for the first time in modern franchise history...in his first appearance of the second half (7/15 vs Wsh) allowed 6 earned runs, his career high out of the bullpen, while recording just 1 out...following that outing, his season ERA rose from 2.93 to 4.08 and didn't drop below 3.78 (7/22) the rest of the season...3 times was used as a pinch hitter, on 4/6 vs Phi (HR off Adam Morgan), 4/16 vs Mil (6-3 off Wily Peralta) and 6/6 vs StL (1-3 off John Gant)...in the sixth inning of the 7-4 win 4/6 vs Phi produced a pinch-hit HR off Adam Morgan that snapped the 4-4 tie...was the first pinch-hit HR by any Major League pitcher since Cin's Micah Owings homered off StL's Ryan Franklin on 5/10/09 and the first pinch-hit HR by any Reds batter since Adam Duvall on 8/31/15 off Chi's Justin Grimm...was the club's nominee for the MLBPA's Marvin Miller Award, which goes to the player whose on-field performance and contributions to his community most inspire others to higher levels of achievement.

2016: In his first full season as a reliever posted a 2.88 ERA over 35 apps...in 12 of his 35 apps threw at least 2.0 innings, with a career-high of 3.0 innings in relief on 6/30 at Wsh, and 15 times threw more than 1.0 inning...the day before Opening Day went on the disabled list with a sprained right elbow that limited him to 1 spring training appearance...didn't make his season debut for the Reds until 6/24 vs SD...his father, Clif Lorenzen, died on 8/17...2 days later came off the bereavement list, threw 1.2 scoreless innings in that night's 9-2 win vs LAD and also hit his first career home run (3-run off Pedro Baez)...was the only home run by a Reds pitcher all season...was the Reds' nominee for Major League Baseball's prestigious Roberto Clemente Award for his contributions on and off the field...MLB and the Players' Association donated \$7,500 to the Dragonfly Foundation in Michael's name...also was the club's nominee for the MLBPA's Marvin Miller Man of the Year Award.

2015: In his Major League debut made 21 starts and 6 relief apps...was 1 of 9 rookie pitchers who combined for 110 starts for the Reds, both single-season modern club records...the Reds' season-ending streak of 64 consecutive starts by rookies, beginning 7/29, is a modern Major League record...was 1 of 5 Reds pitchers to start in his Major League debut (Raisel Iglesias, John Lamb, Jon Moscot, Josh Smith)...among National League rookie pitching leaders ranked 10th in ERA, T5th in starts, seventh in innings pitched and strikeouts and 10th in opponents' BA (.292)...made his first 3 apps of the season for the Reds as a starter (1-1, 2.81), followed by relief apps on 5/15 and 5/20...from 5/26-9/16 made 18 consecutive apps as a starter (3-8, 5.92) and then beginning 9/24 finished the season with 4 relief apps (4.2ip, 1 er)...posted 7 quality starts...began the season at Louisville (3gs, 2-1, 2.84)...was promoted on 4/29 and in that night's 8-3 loss started vs the Brewers in his Major League debut after just 49 minor league apps...on 8/13 returned to the Bats for 3 minor league starts and went 2-1, 1.13 before he was promoted again on 8/31...following a 5-3 loss at SF on 9/16, returned to the bullpen after going 1-1, 6.00 in 4 starts following that 8/31 promotion...in his big league debut on 4/29 vs Mil, his first strikeout victim was pitcher Matt Garza...with 2 outs in the bottom of the second inning singled off Garza to become the first Reds pitcher with a hit in his first career plate appearance since Jose Arredondo on 7/29/11 vs SF...in his second start, a 7-1 win at Pit on 5/5, earned his first Major League victory...

went 1-1, 2.81 in his 3 starts before a relief appearance vs SF on 5/15...in the fifth inning of that 10-2 loss to the Giants, grounded out as a pinch hitter and then pitched the sixth and seventh innings...excluding non-pitchers, became the first player to pinch hit and pitch in the same game since SF's David Huff on 5/26/14 vs Cubs and the first Red to do it since Micah Owings on 6/15/2010 vs LAD...in spring training went 3-0, 1.80 in 2 starts and 4 relief apps (15ip, 12h, 10bb, 9k)...was a non-roster invitee to Major League spring training camp...as one of the final roster moves prior to Opening Day was reassigned to minor league camp the day the team left Goodyear.

PERSONAL: Graduated from Fullerton (CA) High School...pitched and played outfield at Cal State-Fullerton, where in 2013 he posted 19 saves in 22 apps as a pitcher (3-0, 1.99, 22.2ip, 17h, 4bb, 20k) and in 59 apps as an outfielder hit .335 (7hr, 53rbi, 12sb)...with 35 career saves established a school record...following the 2013 collegiate season was 1 of 5 finalists for the National Collegiate Baseball Writers' Association Stopper of the Year Award, 1 of 12 players named to the John Olerud Two-Way Player of the Year Award watch list, a Golden Spikes Award semifinalist, a Louisville Slugger first-team All-America selection and All-Big West Conference for the second straight season...follow on Twitter at @Lorenzen55.

LORENZEN'S CAREER TRANSACTIONS

- Was selected by the Reds in Competitive Balance Round A (38th overall) of the June 2013 first-year player draft. Was signed by Mike Misuraca.
- On disabled list with a sprained ulnar collateral ligament and tendinitis in his right elbow, April 3-June 21, 2016; was transferred to the 60-day disabled list, April 25; included a rehab assignment at Louisville, June 13-21.
- On bereavement list, August 16-18, 2016.
- On disabled list with a right shoulder strain, March 29-May 22, 2018; included a rehabilitation assignment at Pensacola, May 14-22.

CAREER FIELDING

Pos.	Pct.	G	PO	A	E	TC	DP	PB
P	.972	250	55	48	3	106	6	-
RF	1.000	5	2	0	0	2	0	-
CF	1.000	18	22	*1	0	23	0	-
LF	1.000	8	3	0	0	3	0	-

* Only career outfield assist on 9/28/19 at Pit.

Career Pitching

Yr	Club	W-L	ERA	G	GS	CG	SHO	SV	IP	H	R	ER	HR	BB	SO	WP	BK
13	AZL Reds - R	0-0	0.00	1	1	0	0	0	1.0	1	1	0	0	0	1	0	0
	Dayton - A	1-0	0.00	9	0	0	0	2	8.1	7	0	0	0	2	7	0	0
	Bakersfield - A	0-1	6.35	5	0	0	0	2	5.2	6	4	4	1	5	6	0	0
	Pensacola - AA	0-0	4.50	7	0	0	0	0	6.0	6	3	3	1	6	5	0	0
14	Pensacola - AA	4-6	3.13	24	24	0	0	0	120.2	112	50	42	9	44	84	7	0
15	Louisville - AAA	4-2	1.88	6	6	1	1	0	43.0	34	9	9	3	8	19	2	0
	Cincinnati	4-9	5.40	27	21	0	0	0	113.1	131	70	68	18	57	83	4	0
16	#Louisville - AAA	0-0	0.00	4	0	0	0	1	4.0	2	0	0	0	0	7	0	0
	Cincinnati	2-1	2.88	35	0	0	0	0	50.0	41	16	16	5	13	48	2	2
17	Cincinnati	8-4	4.45	70	0	0	0	2	83.0	78	43	41	9	34	80	12	1
18	#Pensacola - AA	0-0	0.00	3	0	0	0	0	4.0	1	0	0	0	1	3	1	0
	Cincinnati	4-2	3.11	45	3	0	0	1	81.0	78	32	28	6	34	54	2	0
19	Cincinnati	1-4	2.92	73	0	0	0	7	83.1	68	29	27	9	28	85	2	0
	Major Totals	19-20	3.94	250	24	0	0	10	410.2	396	190	180	47	166	350	22	3
	Minor Totals	9-9	2.71	59	31	1	1	5	192.2	169	67	58	14	66	132	10	0
	# Injury rehab																

Career Hitting

Yr	Club	AVG	G	AB	R	H	2B	3B	HR	RBI	SH	SF	HB	BB	SO	SB	CS	OBP	SLG	E
15	Cincinnati	.250	33	36	4	9	0	1	0	4	4	0	1	0	13	0	0	.270	.306	0
16	Cincinnati	.200	36	5	1	1	0	0	1	3	0	0	0	0	2	0	0	.200	.800	1
17	Cincinnati	.167	73	12	1	2	0	0	1	1	0	0	0	5	0	0	.167	.417	0	
18	Cincinnati	.290	55	31	5	9	1	0	*4	*10	1	0	0	2	9	0	.333	*.710	1	
19	Cincinnati	.208	105	48	6	10	2	0	1	6	0	0	0	5	17	5	2	.283	.313	1
	Career Totals	.235	302	132	17	31	3	1	7	24	5	0	1	7	46	5	2	.279	.432	3
	Carer as Pinch Hitter	.192	29	26	4	5	1	0	3	7	1	0	0	2	10	0	0	.250	.577	-

* In 2018 led the Major Leagues in HR, RBI and SLG by batters whose primary position was pitcher
Only career triple on 6/11/15 at Cubs (off Tsuyoshi Wada)

SINGLE-SEASON CAREER HIGH STREAKS

Scoreless Streak By Game: 11g, 4/6-5/1, 2019; Scoreless Streak By Inning: 14.1, 4/6-5/3, 2019;
Winning Streak: 5g, 6/19-8/24, 2017; Losing Streak: 6g, 7/3-8/11, 2015



TYLER MAHLE

@tylermahle

RHP

30

Age: 25 **Ht.:** 6-3 **Wt.:** 210 **Bats:** R **Throws:** R **ML Service:** 2.018

Born: 9/29/94 **Birthplace:** Newport Beach, CA **Resides:** Huntington Beach, CA

Acquired: Was selected in the seventh round of the June 2013 first-year player draft. Was signed by Mike Misuraca.

Contract: Signed through the 2020 season and under team control through 2023.

CAREER HIGHLIGHTS

- Last name rhymes with rally.
- At 25 years old already has completed 3 Major League seasons.
- In the minor leagues threw a no-hitter on 6/13/16 for Class A Daytona at Jupiter in which he faced the minimum 27 batters (4-0 win, 6k, 1hbp, 105 pitches) and a 9-inning perfect game on 4/22/17 for Class AA Pensacola at Mobile (1-0 win, 8k, 88 pitches, 68 strikes)...was Florida State League Pitcher of the Week following his no-hitter and Southern League Pitcher of the Week following his perfect game.
- In 2015 received the Sheldon "Chief" Bender Award as the Reds' Minor League Player of the Year, was a *Baseball America* Low Class A All-Star, a Midwest League All-Star, the organization and MiLB.com's Minor League Pitcher of the Month for July and Midwest League Pitcher of the Week for 6/2-6/8.
- In 2017 was a *Baseball America* Minor League All-Star, MLB Pipeline.com's Reds Minor League Pitcher of the Year, the organization's Minor League Pitcher of the Year and Pitcher of the Month for April, a mid-season Southern League All-Star and Minor League Baseball's Southern League Pitcher of the Month for April.
- Following the 2016 and 2017 seasons was rated by *Baseball America* the Reds minor league pitcher with the best control... his control also was rated the best in the Southern League.
- In 2014 was a *Baseball America* Rookie All-Star, a Pioneer League All-Star and PL Pitcher of the Week for 8/19-8/25, 2014.
- His 2.43 ERA in 2015 still ranks as the second-best single-season mark in Class A Dayton history (Zach Ward, 2.29, 2006)...Mahle remains the only starting pitcher in Dragons history named to the Midwest League's post-season All-Star team.

SHELDON "CHIEF" BENDER AWARD

REDS MINOR LEAGUE PLAYER OF THE YEAR

2019	Aristides Aquino, OF
2018	Ibandel Isabel, IF/OF
2017	Nick Senzel, 3B
2016	Aristides Aquino, OF
2015	Tyler Mahle, RHP
2014	Ben Lively, RHP
2013	Seth Mejias-Brea, 3B
2012	Billy Hamilton, SS
2011	Billy Hamilton, SS
2010	Devin Mesoraco, C
2009	Chris Heisey, OF
2008	Chris Valaika, SS
2007	Jay Bruce, OF
2006	Homer Bailey, RHP
2005	Chris Denorfia, OF
2004	Richie Gardner, RHP
2003	Stephen Smitherman, OF
2002	Brandon Larson, 3B
2001	Adam Dunn, OF
2000	Austin Kearns, OF

2019 SEASON

- Made his second consecutive Opening Day roster...started the Reds' sixth game, on 4/4 at Pit, and threw 6.0 shutout innings (5h, 0bb, 5k).
- Went 2-10, 4.93 in 19 starts before he went on the 10-day injured list on 7/22 with a left hamstring strain.
- On 8/16 and 8/21 made rehabilitation starts for Louisville before he was reinstated from the IL and optioned to Louisville on 8/22...made 1 more start for the Bats before he was added to the Reds' roster on 9/1 to start the day game of the day/night doubleheader at StL.
- In 6 starts for the Reds after that September callup went 1-2, 5.93...the Reds won 3 of his last 4 starts of the season.
- Celebrated his 25th birthday with a 3-1 win at Pit on the final day of the season, snapping his career-high 7-game losing streak (6/7-9/25)...was the longest losing streak by a Reds pitcher in 2019.
- Was announced as the season finale's starting pitcher fewer than 24 hours before first pitch...filled that spot in the rotation vacated by RHP Trevor Bauer, who for the second consecutive day was scratched because of illness.

- In consecutive starts on 5/2 and 5/7, suffered the 1-0 loss at NYM in which Noah Syndergaard became just the seventh pitcher in Major League history to homer in a 1-0 complete game and then a 2-0 loss at Oak in which Mike Fiers threw his second career no-hitter... in those 2 games, Reds batters combined to go 4-for-57 (.070).

10-STRIKEOUT GAMES (2)

Date	Strikeouts
6/30/18 vs Mil (5.2ip)	12
4/24/18 vs Atl (6ip)	11

2018: Among National League rookie pitching leaders ranked ninth in ERA, T2nd in wins, T5th in starts, eighth in innings pitched, sixth in strikeouts and ninth in opponents' batting average...was on the Opening Day roster and went 7-9, 4.95 in 22 starts before he was optioned to Louisville on 8/3...when optioned to Louisville was leading the staff with 7 wins, was tied with Sal Romano for the staff lead with 7 quality starts and was leading all National League rookies in wins, starts, innings pitched and strikeouts while ranking sixth in ERA...was recalled from Louisville after the minor league season ended but was hampered by right shoulder fatigue and made just 1 appearance following that 9/4 promotion, started the 7-6 loss on 9/9 vs SD (3ip, 5h, 2er, 3bb, 5k, 1hr)...from 6/1-7/6 went 4-0, 2.04 in the first winning streak of his career, tying Anthony DeSclafani and Matt Harvey for the longest winning streak by a Reds starter in 2018...his career-high 12 strikeouts in the 12-3 win on 6/30 vs Mil were the most by a Reds pitcher in 2018, the most by a Reds pitcher since rookie LHP Amir Garrett had 12 strikeouts on 4/19/17 vs Bal and the most by a Reds righthander since rookie Raisel Iglesias had 13 strikeouts on 8/23/15 vs Ari...in the 12-inning, 9-7 win on 4/24 vs Atl, took a 5-0 lead and a no-hitter into the seventh before Freddie Freeman led off the inning with a solo HR...was the victim of a blown save when the Braves tied it at 7-7 with 4 runs in the ninth inning off Amir Garrett and Raisel Iglesias, including a second home run by Freeman, but the Reds won it on Scooter Gennett's 2-run, walkoff home run off Max Fried...his third-inning single in the 5-0 loss on 4/8 at Pit was the only Reds hit in Jameson Taillon's first career complete game...was the first Reds pitcher to record the team's only hit in a game hit since Earl Yingling did it on 9/19/1914 at Brooklyn Robins...was 1 of 5 rookies on the Opening Day roster (RHP Jackson Stephens, RHP Zack Weiss, OF Phillip Ervin, OF Jesse Winker) and the only rookie to begin the 2018 season in the Reds' starting rotation...entered the season rated by *Baseball America* the fourth-best prospect in the organization.

2017: Was a *Baseball America* Minor League All-Star, MLB Pipeline.com's Reds Minor League Pitcher of the Year, the organization's Minor League Pitcher of the year and a mid-season Southern League All-Star... following the season was rated the 13th-best prospect in the Southern League, and his control was rated the best in the SL...in his Major League debut, from 8/27-9/13 made all his 4 starts for the Reds...spent most of the season at Pensacola and Louisville, where he combined to finish 10-7, 2.06 in 24 starts (144.1ip, 109h, 30bb, 138k, 9hr)...led the organization in ERA while ranking T3rd in wins and fourth in strikeouts... among all minor league pitchers ranked eighth in ERA and sixth in WHIP (0.96)...was Cin and Minor League Baseball's Southern League Pitcher of the Month for April (5gs, 4-0, 0.55)...when promoted to Louisville on 6/22 led the Southern League in innings pitched and WHIP (0.87) while ranking among the leaders in ERA (2nd), strikeouts (2nd), opponents' BA (.190, 2nd) and wins (3rd)...in a 1-0 win at Mobile on 4/22 threw the first perfect game Blue Wahoos history and the second 9-inning perfect game in Southern League history (8/14/1970, Montgomery's Charles Swanson vs Savannah)...went to a 3-ball count just once (8k, 88 pitches, 68 strikes)...following the perfect game was named Southern League Pitcher of the Week...made his Major League debut in a 5-2 loss on 8/27 vs Pit (5ip, 4h, 3er, 4bb, 5k)...struck out his second batter (Adam Frazier) and in his second plate appearance singled off Jameson Taillon for his first career hit...recorded his first Major League win in his fourth and final start of the season, threw 5.0 shutout innings in a 6-0 win on 9/13 at StL (4h, 3bb, 4k)...entered the season rated by *Baseball America* the Reds' minor league pitcher with the best control.

MINOR LEAGUES

2016: In 27 starts at Class A Daytona and Class AA Pensacola combined to finish 14-6, 3.64...began the season at Daytona and was promoted on 6/2...among all Reds minor league pitchers tied for the lead in wins (Tejay Antone) while ranking third in strikeouts (141 in 150.2ip) and seventh in ERA...at Daytona was Florida State League Pitcher of the Week for 6/13-6/19 following a no-hitter on 6/13 at Jupiter in which he faced the minimum number of batters in the 4-0 win (9ip, 6k, 1hbp, 105 pitches)...on 12/9 was invited to 2017 Major League spring training camp, his first...**2015:** Spent the season at Class A Dayton and earned the Sheldon "Chief" Bender Award as the Reds' Minor League Player of the Year...was a *Baseball America* Low Class A All-Star and Midwest League All-Star...was rated by *Baseball America* the pitcher in the system with the Best Control...ranked among all Reds minor league pitchers in wins (13, 1st), ERA (2.43, 1st) and strikeouts (135, 2nd)...his 2.43 ERA was the second-best single-season mark in Dayton history (Zach Ward, 2.29, 2006)...was the organization and MiLB.com's Minor League Pitcher of the Month for July (5gs, 4-0, 0.58)...was named Midwest League Pitcher of the Week for 6/1-6/8...**2014:** At Billings was a *Baseball America* Rookie All-Star and Pioneer League All-Star...ranked among Pioneer League leaders in CG (1st, 2), SHO (1st, 2), ERA (2nd, 3.87), strikeouts (3rd, 71), WHIP (4th, 1.24), innings pitched (5th, 76.2) and BA against (5th, .263)...was the league's Pitcher of the Week for 8/18-8/25.

PERSONAL: Graduated from Westminster (CA) High School...his brother Greg, a lefthanded pitcher, was drafted by the Angels in the 15th round of the June 2014 first-year player draft...follow on Twitter @tylermahle.

MAHLE'S CAREER TRANSACTIONS

- Was selected by the Reds in the seventh round of the June 2013 first-year player draft. Was signed by Mike Misuraca.
- On 10-day injured list with a left hamstring strain, July 22-August 21, 2019; included a rehabilitation assignment at Louisville, August 16-21.

Career Pitching

Yr	Club	W-L	ERA	G	GS	CG	SHO	SV	IP	H	R	ER	HR	BB	SO	WP	BK
13	AZL Reds - R	1-3	2.36	12	4	0	0	0	34.1	32	18	9	0	8	30	2	0
14	Billings - R	5-4	3.87	15	15	*2	*2	0	76.2	80	43	33	5	15	71	5	1
15	Dayton - A	13-8	2.43	27	26	0	0	0	152.0	145	54	41	7	25	135	3	1
16	Daytona - A	8-3	2.50	13	13	1	1	0	79.1	58	24	22	6	17	76	2	0
	Pensacola - AA	6-3	4.92	14	14	0	0	0	71.1	78	45	39	12	20	65	2	0
17	Pensacola - AA	7-3	1.59	14	14	1	1	0	85.0	57	15	15	5	17	87	0	0
	Louisville - AAA	3-4	2.73	10	10	0	0	0	59.1	52	24	18	4	13	51	5	0
	Cincinnati	1-2	2.70	4	4	0	0	0	20.0	19	6	6	0	11	14	1	0
18	Louisville - AAA	2-1	2.73	5	5	0	0	0	29.2	22	9	9	4	11	20	3	0
	Cincinnati	7-9	4.98	23	23	0	0	0	112.0	125	68	62	22	53	110	1	0
19	Cincinnati	3-12	5.14	25	25	0	0	0	129.2	136	82	74	25	34	129	2	1
	Louisville	1-2	4.00	3	3	0	0	0	9.0	8	4	4	0	3	13	0	0
Major Totals		11-23	4.88	52	52	0	0	0	261.2	280	156	142	47	98	253	4	1
Minor Totals		46-31	2.87	113	104	4	4	0	596.2	532	236	190	43	129	548	22	2

* Led Pioneer League

Career Hitting

Yr	Club	AVG	G	AB	R	H	2B	3B	HR	RBI	SH	SF	HB	BB	SO	SB	CS	OBP	SLG	E
17	Cincinnati	.143	4	7	1	1	0	0	0	0	0	0	1	0	2	0	0	.250	.143	0
18	Cincinnati	.103	24	29	0	3	1	0	0	0	3	0	0	2	10	0	0	.161	.138	1
19	Cincinnati	.088	27	34	4	3	1	0	0	0	6	0	0	1	19	0	0	.114	.118	1
Career Totals		.100	55	70	5	7	2	0	0	0	9	0	1	3	31	0	0	.149	.129	2

SINGLE-SEASON CAREER HIGH STREAKS

Scoreless Streak By Game: None; **Scoreless Streak By Inning:** 8.0 (2x), 4/18-4/24, 2018 & 4/4-4/10, 2019;
Winning Streak: 4g, 6/1-7/6, 2018; **Losing Streak:** 7g, 6/7-9/25, 2019



WADE MILEY

LHP

22

Age: 33 **Ht.:** 6-2 **Wt.:** 220 **Bats:** L **Throws:** L **ML Service:** 8.025

Born: 11/13/86 **Birthplace:** Hammond, LA **Resides:** Loranger, LA

Acquired: Was signed to a 2-year contract through the 2021 season, with a club option for 2022, December 18, 2019.

Contract: Signed through the 2021 season and under team control through 2021.

CAREER HIGHLIGHTS

- Was selected by the Diamondbacks in the first round (43rd overall) of the 2008 first-year player draft.
- 5 times in his career finished in the Top 10 among the National or American League leaders in starts (2nd in 2013, 4th in 2014, 7th in 2015, 9th in 2017, 5th in 2019).
- His 238 starts and 1,363.2 innings over the last 8 seasons beginning in 2012 both rank ninth-most among all Major League pitchers in that span.
- In 2012, in his first full Major League season, was a National League All-Star, finished second to Wsh's Bryce Harper in the BBWAA's Jackie Robinson Rookie of the Year Award voting, was *The Sporting News'* NL Rookie of the Year and was named by the Arizona chapter of the BBWAA the Diamondbacks' Most Valuable Pitcher and their Rookie of the Year...also was named to *Baseball America's* Major League All-Rookie team.
- Was National League Rookie of the Month for April 2012.
- In 2012 led National League rookie pitchers in winning percentage (.593, 16-11), ERA, wins, quality starts (18), strikeouts and innings pitched while establishing Diamondbacks rookie records in wins, starts and innings.
- Has been traded 3 times, from the Diamondbacks to the Red Sox (12/12/14) to the Mariners (12/7/15) to the Orioles (7/31/16).
- Was the Diamondbacks' Opening Day starter in 2014 vs the Dodgers in Sydney, Australia.
- In 2010, in his second full professional season, was the Diamondbacks' Minor League Pitcher of the Year.
- Was Pacific Coast League Pitcher of the Week for 8/8-8/14, 2011 and Southern League Pitcher of the Week for 8/30-9/6, 2010.

COMPLETE GAMES (2)

Date/Opp	IP	H	ER	BB	SO	Result
4/30/16 vs KC	9.0	5	0	0	4	W, 6-0
9/5/15 vs Phi	9.0	5	2	0	8	W, 9-2

10-STRIKEOUT GAMES (5)

Date (Innings)	Strikeouts
9/24/16 vs Ari (8.2)	11
4/20/17 at Cin (8.0)	11
5/27/14 vs SD (7.0)	11
7/1/14 at Pit (8.0)	10
10/1/12 vs Col (7.2)	10

HOME RUNS AS A HITTER (1)

Date	Pitcher
4/22/13 for Ari at SF	Ryan Vogelsong

2019 SEASON

- In his first season with the Astros, his 33 starts tied his single-season career high while ranking just 1 behind the American League's co-leaders in that category, and his 14 wins tied for 12th in the league.
- Through August went 13-4 with a 3.06 ERA, which ranked third-best in the AL through that month.
- Was the fastest-working starting pitcher in Major League Baseball...averaged 19.6 seconds between pitches...the next fastest pitcher was Cin's Luis Castillo (21.3 seconds).
- Over 10 starts from 7/3-8/24 posted a 2.70 ERA during a career-high 7-game winning streak.
- On 5/14 at Det allowed 4 earned runs in an 11-4 Astros win, snapping a 24-start streak that began on 5/2/18 in which he didn't allow more than 3 earned runs (8-4, 2.79)...when snapped was the longest such streak by a starting pitcher in the Major Leagues, excluding "openers".
- Opposing lefthanded batters hit just .207 with 10 extra-base hits.
- Started the Astros' fourth game of the season, a 3-1 loss on 3/31 at TB.
- In the second inning on 5/9 vs Tex recorded his 1,000th career strikeout (Joey Gallo)...became the 10th Louisiana-born pitcher to reach 1,000 Major League strikeouts, the first since Gil Meche in 2009.
- On 7/23 vs Oak retired his first 16 batters before Josh Phegley singled.
- Made his only Postseason appearance in Game 3 of the American League Division Series at TB, in the 10-3 Astros loss threw 2.2 innings in relief.

PERSONAL: In 2005 graduated from Loranger (LA) High School...played at Southeastern Louisiana State University, where as a junior in 2008 he led the Southland Conference with 119 strikeouts, the sixth-best total in the national that season and the second-highest single-season total in school history...that season was named to the All-Southland Conference first team...finished his collegiate career with 259 strikeouts, the second-highest total in school history...Southeastern Louisiana State retired his uniform #33 in February 2017.

MILEY'S CAREER TRANSACTIONS

- Was selected by the Rays in the 20th round of the 2005 first-year player draft. Did not sign.
- Was selected by the Diamondbacks in the first round (43rd overall) of the June 2008 first-year player draft.
- Was acquired by the Red Sox for RHP Rubby De La Rosa, RHP Allen Webster and IF Raymel Flores, December 12, 2014.
- Was acquired by the Mariners, along with RHP Jonathan Aro, for RHP Carson Smith and LHP Roenis Elias, December 7, 2015.
- On disabled list with a left shoulder impingement, June 17-28, 2016; included a rehabilitation assignment at Everett, June 24.
- Was acquired by the Orioles for LHP Ariel Miranda, July 31, 2016.
- On disabled list with an upper respiratory infection, April 2-8, 2017.
- Was signed by the Brewers to a minor league contract with an invitation to Major League spring training camp, February 14, 2018.
- On disabled list with a strained right oblique, May 9-July 11, 2018; was transferred to the 60-day DL, May 12; included a rehabilitation assignment at Biloxi, June 22-July 11.
- Was signed by the Astros to a 1-year contract through the 2019 season, February 1, 2019.
- Was signed by the Reds to a 2-year contract through the 2021 season, with a club option for 2022, December 18, 2019.

Career Pitching

Yr	Club	W-L	ERA	G	GS	CG	SHO	SV	IP	H	R	ER	HR	BB	SO	WP	BK
08	Yakima - A	1-1	4.91	7	0	0	0	0	11.0	11	6	6	0	5	11	0	0
09	South Bend - A	5-9	4.12	21	21	0	0	0	113.2	127	60	52	8	29	91	7	0
	Visalia - A	1-1	4.80	3	3	0	0	0	15.0	18	10	8	0	4	11	0	0
10	Visalia - A	4-5	3.25	14	14	0	0	0	80.1	81	36	29	1	37	50	10	0
	Mobile - AA	5-2	1.98	13	13	1	0	0	72.2	60	26	16	5	28	63	2	3
11	Mobile - AAA	4-2	4.78	14	14	0	0	0	75.1	74	49	40	6	28	46	3	2
	Reno - AAA	4-1	3.64	8	8	1	0	0	54.1	53	23	22	4	16	56	3	2
	Arizona	4-2	4.50	8	7	0	0	0	40.0	48	20	20	6	18	25	1	0
12	Arizona	* 16-11	* 3.33	32	29	0	0	0	* 194.2	193	79	72	14	37	* 144	6	1
13	Arizona	10-10	3.55	33	33	0	0	0	202.2	201	88	80	21	66	147	13	0
14	Arizona	8-12	4.34	33	33	0	0	0	201.1	207	103	97	23	75	183	9	0
15	Boston	11-11	4.46	32	32	1	0	0	193.2	201	98	96	17	64	147	10	1
16	Seattle	7-8	4.98	19	19	1	1	0	112.0	117	62	62	18	34	82	5	2
	#Everett - A	0-0	0.00	1	1	0	0	0	4.0	0	0	0	0	0	7	0	0
	Baltimore	2-5	6.17	11	11	0	0	0	54.0	70	38	37	7	15	55	3	0
17	Baltimore	8-15	5.61	32	32	0	0	0	157.1	179	104	98	25	93	142	1	0
18	#Biloxi - AA	1-2	3.55	7	7	0	0	0	25.1	27	12	10	3	4	28	1	0
	Milwaukee	5-2	2.57	16	16	0	0	0	80.2	71	28	23	3	27	50	1	0
19	Houston	14-6	3.98	33	33	0	0	0	167.1	164	83	74	23	61	140	4	2
Major Totals		85-82	4.23	249	245	2	1	0	1403.2	1451	703	659	157	490	1115	53	6
AL Totals		42-45	4.83	127	127	2	1	0	684.1	731	385	367	90	267	566	23	5
NL Totals		43-37	3.65	122	118	0	0	0	719.1	720	318	292	67	223	549	30	1
Minor Totals		25-23	3.65	88	81	2	0	0	451.2	451	222	183	27	151	363	26	7

Injury rehab, * In 2012 led National League rookies in winning percentage (.593), wins, ERA, innings pitched, strikeouts and quality starts (18)

Division Series

Yr	Club	W-L	ERA	G	GS	CG	SHO	SV	IP	H	R	ER	HR	BB	SO	WP	BK
18	Mil vs Col	0-0	0.00	1	1	0	0	0	4.2	3	0	0	0	1	2	0	0
19	Hou vs TB	0-0	6.75	1	0	0	0	0	2.2	4	3	2	1	1	1	0	0
Division Series Totals		0-0	2.45	2	1	0	0	0	7.1	7	3	2	1	2	3	0	0

Championship Series

Yr	Club	W-L	ERA	G	GS	CG	SHO	SV	IP	H	R	ER	HR	BB	SO	WP	BK
18	Mil vs LAD	0-0	1.80	3	3	0	0	0	10.0	7	2	2	1	3	7	0	0

All-Star Game

Yr	Club, Site	W-L	ERA	G	GS	CG	SHO	SV	IP	H	R	ER	HR	BB	SO	WP	BK
12	National, Kansas City	0-0	0.00	1	0	0	0	0	0.1	1	0	0	0	0	0	0	0

Career Hitting

Yr	Club	AVG	G	AB	R	H	2B	3B	HR	RBI	SH	SF	HB	BB	SO	SB	CS	OBP	SLG	E
11	Arizona	.077	8	13	1	1	0	0	0	1	1	0	0	2	2	0	0	.200	.077	1
12	Arizona	.169	30	65	4	11	2	0	0	2	8	0	0	2	20	0	0	.194	.200	1
13	Arizona	.133	32	60	2	8	3	0	^ 1	8	8	0	0	1	16	0	0	.148	.233	0
14	Arizona	.158	31	57	3	9	0	0	0	1	9	0	0	3	14	0	0	.200	.158	3
15	Boston	.000	1	2	0	0	0	0	0	0	0	0	0	0	0	0	0	.000	.000	1
16	Seattle	.143	3	7	1	1	0	0	0	0	0	0	0	1	0	0	0	.143	.143	0
	Baltimore	.250	2	4	0	1	0	0	0	0	1	0	0	0	1	0	0	.250	.250	0
17	Baltimore	.250	3	4	0	1	0	0	0	0	0	0	0	0	1	0	0	.250	.250	2
18	Milwaukee	.185	16	27	1	5	0	0	0	0	0	0	0	1	11	0	0	.214	.185	1
19	Houston	.000	3	4	1	0	0	0	0	1	0	0	1	1	0	0	0	.200	.000	1
Career Totals		.152	250	243	13	37	5	0	1	12	28	0	0	10	67	0	0	.186	.185	10

^ Only career HR on 4/22/13 for Ari at SF (solo off Ryan Vogelsong)

SINGLE-SEASON CAREER HIGH STREAKS

Scoreless Streak By Game: 2, 4/8-4/14, 2012; **Scoreless Streak By Inning:** 14.0, 7/26-8/5, 2018;

Winning Streak: 7g, 7/3-8/24, 2019; **Losing Streak:** 6g, 6/12-7/24, 2016



MIKE

@Moose_8

2B

MOUSTAKAS

9

Age: 31 Ht.: 6-0 Wt.: 225 Bats: L Throws: R ML Service: 8.111

Born: 9/11/88 Birthplace: Los Angeles, CA Resides: Malibu, CA

Acquired: Was signed to a 4-year contract through the 2023 season, with a mutual option for 2024, December 5, 2019.

Contract: Signed through the 2023 season and under team control through 2023.

CAREER HIGHLIGHTS

- Last name is pronounced moo-STOCK-us.
- Was selected by the Royals in the first round of the 2007 first-year player draft (2nd pick overall behind Rays LHP David Price).
- Is a 3-time All-Star (American League for KC in 2015 & 2017, National League for Mil in 2019).
- In 2015 received votes for the American League Most Valuable Player Award.
- In 2017 was American League Comeback Player of the Year after breaking the Royals' single-season record for HR (38; Steve Balboni, 36 in 1985)...competed in the 2017 All-Star Game HR Derby.
- Received Rawlings Gold Glove Award votes for 3B in 2012, 2015, 2018 and 2019 and finished second in the balloting in 2012.
- Over the last 3 seasons is 1 of only 6 Major League players to produce at least 87 doubles, 101 HR and 267 RBI and the only player in that group with fewer than 300 strikeouts (Nolan Arenado, Cody Bellinger, Paul Goldschmidt, Manny Machado, J.D. Martinez).
- Has made 42 career Postseason apps...hit .304 during the Royals' 2015 World Series victory over the New York Mets and hit safely in all 5 games.
- With 2 outs in the bottom of the 10th inning of Game 1 of the 2018 National League Division Series, produced a walkoff single off Col's Adam Ottavino.
- Helped KC to the 2015 World Series with a homer off Tor's David Price in Game 6 of the American League Championship Series, a 4-3 Royals win.
- In the 11th inning of the 3-2 Royals win in Game 1 of the 2014 American League Division Series hit the go-ahead HR off Fernando Salas.
- In the 10th inning of the 8-6 Royals win in Game 1 of the 2014 American League Championship Series at Bal hit a 2-run HR off Brian Matusz.
- Missed most of the 2016 season, first with a fractured left thumb and then with a torn anterior cruciate ligament in his right knee suffered on 5/22 at WSox during a collision with teammate Alex Gordon.
- In 2015 made 140 starts, all at 3B, for the World Series champion Royals.
- On 9/12/15 at Bal produced 9 RBI, a career high and Royals single-game record...included a grand slam off T.J. McFarland.
- In 2011 made his Major League debut on 6/10 at LAA (1-3, 1r, 1bb)...singled off Ervin Santana for his first career hit...in his second appearance, on 6/11 at LAA, hit his first home run (solo off Joel Piñeiro).
- In 2010 was the Texas League Player of the Year, winner of the George Brett Award as KC's minor league player of the year and participated in the SiriusXM All-Star Futures Game at Angels Stadium.
- Was drafted in 2007 and entered the very next season rated the Royals' top prospect.

GRAND SLAMS (2)

Date	Pitcher
7/2/12 for KC at Tor	David Pauley
9/12/15 for KC at Bal	T.J. McFarland

MULTI-HOMER GAMES (13)

Date	Pitchers
9/11/19 for Mil at Mia	López, Ureña
8/18/19 for Mil at Wsh	Fedde, McGowin
6/6/19 for Mil vs Mia	Smith 2
5/30/19 for Mil at Pit	Musgrove 2
7/11/18 for KC at Min	Lynn, Busenitz
5/8/18 for KC at Bal	Bundy, Araujo
8/11/17 for KC at Chw	López 2
7/22/17 for KC vs Chw	Holmberg, Goldberg
6/11/17 for KC at SD	Lamet, Torres
6/24/12 for KC vs STL	Lynn 2
9/12/15 for KC at Bal	McFarland, Johnson
7/22/14 for KC at Chw	Carroll, Surkamp
7/30/13 for KC at Min	Pelfrey, Duensing

WALKOFF HOME RUNS (2)

Date (Inning)	Pitcher
6/6/17 for KC vs Hou (9th)	Ken Giles
9/5/13 for KC vs Sea (13th)	Chance Ruffin

CONSECUTIVE GAMES (MINIMUM 3)

Date	Dates
3 straight games	7/3-7/5, 2017
3 straight games	5/8-5/10, 2013

2019 SEASON

- Was an All-Star for the third time in his career and a National League All-Star for the first time.
- For the fourth time in his career received votes for the Rawlings Gold Glove award for third basemen.
- For the second consecutive season helped lead the Brewers to a Postseason appearance.
- Was the Brewers' Player of the Month for May (26g, .270, 8 HR, 21 RBI).
- Made 93 starts at 3B and 40 starts at 2B...also made 1 start at DH.
- Produced at least 28 HR for the third consecutive season and for the second time in 3 seasons had at least 35 HR.
- On 4/9 at LAA made the 1,000th appearance of his Major League career.
- On 7/16 vs Atl singled off Huascar Ynoa for his 1,000th career hit.
- Produced season-high hitting streaks of 12 (7/6-7/22) and 11 (6/5-6/17) games.
- In the 7-5 Brewers win on 9/11 at Mia celebrated his 31st birthday with 3 hits, 2 HR and 5 RBI, including the game-winning 2-run HR in the top of the ninth inning.

PERSONAL: Graduated from Chatsworth (CA) High School, which also produced Val Kilmer, Kevin Spacey, Kirk and Candace Cameron, Dwight Evans and Matt Cassel...at Chatsworth High was named National Player of the Year by several media outlets, including *Baseball America* and *Collegiate Baseball*...his uncle, Tom Robson, was a first baseman with the Rangers from 1974-75 and a coach for the Rangers, Mets, Reds and Chiba Lotte Marines of the Japanese Professional League...Robson was the Reds' hitting coach for part of the 2003 season...follow on Twitter @Moose_8.

MOUSTAKAS' CAREER TRANSACTIONS

- Was selected by the Royals in the first round (2nd overall) of the 2007 first-year player draft. Was signed by John Ramey.
- On 15-day disabled list with a fractured left thumb, May 7-20, 2016; included a rehabilitation assignment at Northwest Arkansas, May 18-20.
- On 15-day disabled list with a torn anterior cruciate ligament in his right knee, May 23-remainder of the season, 2016; was transferred to the 60-day disabled list, June 14.
- Was signed by the Royals to a 1-year contract through the 2018 season with an option for 2019, March 10, 2018.
- Was acquired by the Brewers for OF Brett Phillips and RHP Jorge López, July 28, 2018.
- Brewers did not exercise his 2019 contract option, October 30, 2018.
- Was re-signed by the Brewers to a 1-year contract through the 2019 season with a mutual option for 2020, February 28, 2019.
- Brewers did not exercise his 2020 contract option, November 1, 2019.
- Was signed by the Reds to a 4-year contract through the 2023 season, with a mutual option for 2024, December 5, 2019.

CAREER FIELDING								
Pos.	Pct.	G	PO	A	E	TC	DP	PB
3B	.960	1042	763	1867	110	2740	179	-
1B	1.000	* 4	31	3	0	34	8	-
2B	.993	47	64	86	1	151	25	-

In 2012 finished second in the American League Rawlings Gold Glove Award voting for 3B and led league 3B in putouts (127) and double plays (41)
 * 4g at 1B, all starts for KC in 2018 (6/9 & 6/10 at Oak, 7/7 & 7/8 vs Bos)

Career Hitting

Yr	Club	AVG	G	AB	R	H	2B	3B	HR	RBI	SH	SF	HB	BB	SO	SB	CS	OBP	SLG	E
07	Idaho Falls - R	.293	11	41	6	12	4	1	0	10	0	0	2	4	8	0	0	.383	.439	1
08	Burlington - A	.272	126	496	77	135	25	3	* 22	71	0	3	7	43	86	8	4	.337	.468	22
09	Wilmington - A	.250	129	492	66	123	32	2	16	86	1	3	2	32	90	10	6	.297	.421	24
10	NW Arkansas - AA	.347	66	259	58	90	25	0	^ 21	76	0	6	7	26	42	0	1	.413	.687	13
	Omaha - AAA	.293	52	225	36	66	16	0	^ 15	48	0	3	0	8	25	2	0	.314	.564	8
11	Omaha - AAA	.287	55	223	38	64	15	1	10	44	2	3	3	19	44	1	1	.347	.498	10
	Kansas City	.263	89	338	26	89	18	1	5	30	2	2	1	22	51	2	0	.309	.367	11
12	Kansas City	.242	149	563	69	136	34	1	20	73	0	5	7	39	124	5	2	.296	.412	15
13	Kansas City	.233	136	472	42	110	26	0	12	42	1	4	5	32	83	2	4	.287	.364	16
14	Kansas City	.212	140	457	45	97	21	1	15	54	1	4	3	35	74	1	0	.271	.361	19
	Omaha - AAA	.355	8	31	3	11	3	0	1	5	0	0	0	3	6	0	0	.412	.548	0
15	Kansas City	.284	147	549	73	156	34	1	22	82	4	5	13	43	76	1	2	.348	.470	12
16	Kansas City	.240	27	104	12	25	6	0	7	13	0	0	0	9	13	0	1	.301	.500	2
	#NW Arkansas - AA	.250	2	8	0	2	0	0	0	1	0	0	0	0	3	0	0	.250	.250	0
17	Kansas City	.272	148	555	75	151	24	0	38	85	0	6	3	34	94	0	0	.314	.521	12
18	Kansas City	.249	98	378	46	94	21	1	20	62	0	4	5	30	63	3	0	.309	.468	7
	Milwaukee	.256	54	195	20	50	12	0	8	33	0	2	2	19	40	1	1	.326	.441	5
19	Milwaukee	.254	143	523	80	133	30	1	35	87	0	2	6	53	98	3	0	.329	.516	12
Major Totals		.252	1131	4134	488	1041	226	6	182	561	8	34	45	316	716	18	10	.310	.441	111
AL Totals		.151	934	3416	388	858	184	5	139	441	8	30	37	244	578	14	9	.306	.430	94
NL Totals		.255	197	718	100	183	42	1	43	120	0	4	8	72	138	4	1	.328	.496	17
Minor Totals		.283	449	1775	284	503	120	7	85	341	3	18	21	135	304	21	12	.338	.503	78

Injury rehab, * In 2008 led the Midwest League in HR (22), In 2010 tied for the minor league lead in HR (36)

Wild Card Record

Yr	Club, Opponent	AVG	G	AB	R	H	2B	3B	HR	RBI	SH	SF	HB	BB	SO	SB	CS	OBP	SLG	E
14	KC vs Oak	.333	1	3	1	1	0	0	0	0	0	0	0	0	0	0	0	.333	.333	0
19	MIL vs Wsh	.000	1	4	0	0	0	0	0	0	0	0	0	0	1	0	0	.000	.000	1
Wild Card Totals		.143	2	7	1	1	0	0	0	0	0	0	0	0	1	0	0	.143	.333	1

Division Series Record

Yr	Club, Opponent	AVG	G	AB	R	H	2B	3B	HR	RBI	SH	SF	HB	BB	SO	SB	CS	OBP	SLG	E
14	KC vs LAA	.273	3	11	3	3	0	0	2	2	0	0	0	1	2	0	0	.333	.818	0
15	KC vs Hou	.111	5	18	1	2	1	0	0	0	0	0	1	2	2	0	0	.238	.167	0
18	MIL vs Col	.364	3	11	2	4	1	0	0	2	0	0	0	2	1	0	0	.462	.455	0
Division Series Totals		.225	11	40	6	9	2	0	2	4	0	0	1	5	5	0	0	.326	.425	0

League Championship Series Record

Yr	Club, Opponent	AVG	G	AB	R	H	2B	3B	HR	RBI	SH	SF	HB	BB	SO	SB	CS	OBP	SLG	E
14	KC vs Bal	.200	4	15	2	3	0	0	2	3	1	0	0	0	4	0	0	.200	.600	1
15	KC vs Tor	.208	6	24	3	5	0	0	1	5	0	1	0	0	5	0	0	.200	.333	1
18	MIL vs LAD	.138	7	29	1	4	1	0	0	1	0	0	0	2	12	0	0	.194	.172	1
LCS Totals		.176	17	68	6	12	1	0	3	9	1	1	0	2	21	0	0	.197	.324	3

World Series Record

Yr	Club, Opponent	AVG	G	AB	R	H	2B	3B	HR	RBI	SH	SF	HB	BB	SO	SB	CS	OBP	SLG	E
14	KC vs SF	.217	7	23	3	5	2	0	1	2	0	0	0	1	3	0	0	.250	.435	0
15	KC vs NYM	.304	5	23	1	7	0	0	0	3	0	0	0	1	1	0	0	.333	.304	0
World Series Totals		.261	12	46	4	12	2	0	1	5	0	0	0	2	4	0	0	.292	.370	0

All-Star Record

Yr	Club, Site	AVG	G	AB	R	H	2B	3B	HR	RBI	SH	SF	HB	BB	SO	SB	CS	OBP	SLG	E
15	AL, Cincinnati	.000	1	1	0	0	0	0	0	0	0	0	0	0	1	0	0	.000	.000	0
17	AL, Miami	.000	1	2	0	0	0	0	0	0	0	0	0	0	1	0	0	.000	.000	0
19	NL, Washington	.000	1	2	0	0	0	0	0	0	0	0	0	0	0	0	0	.000	.000	0
All-Star Totals		.000	3	5	0	0	0	0	0	0	0	0	0	0	2	0	0	.000	.000	0

SINGLE-SEASON CAREER HIGH STREAKS

Hitting Streak: 15g, 8/17-9/1, 2011; Hitless Streak: 21ab, 3/31-4/8, 2014 (first 21 at bats of 2014 season)



CHRIS OKEY

@Chris_Okey_

C
81

Age: 25 **Ht.:** 5-11 **Wt.:** 200 **Bats:** R **Throws:** R **ML Service:** 0.000

Born: 12/29/94 **Birthplace:** Almonte Springs, FL **Resides:** Mount Dora, FL

Acquired: Was selected by the Reds in the second round of the June 2016 first-year player draft. Was signed by Perry Smith.

Contract: Signed through the 2020 season and under team control through 2025.

Non-Roster

CAREER HIGHLIGHTS

- In 2019 and 2020 participated in his first Major League spring training camps.
- In 2017 was a Florida State League All-Star and in *Baseball America's* Tools Issue was rated the best defensive catcher in the organization.
- In 2016 was an MiLB.com Reds Organization All-Star.
- In November 2017 attended a leadership training program at West Point.

2019 SEASON

- Made his first 9 apps of the season at Louisville in his first stint in Class AAA.
- On 4/22 was sent to Class AA Chattanooga and spent the rest of the season there.
- In an 8-6 Lookouts win on 5/22 vs Birmingham produced 3 HR, his first professional multi-homer game, and a career-high 7 RBI.
- Entered the season rated by MLB.com's MLB Pipeline the 27th-best prospect in the organization.
- On 1/10/20 was invited to Major League spring training camp, his second (2019).

SEASON HIGHLIGHTS

2018: In 86 apps at Class A Dayton and Class AA Pensacola produced 13 doubles, 7 HR, 29 RBI and 2 steals...was his first stint above Class A...**2017:** Was rated by *Baseball America* the best defensive catcher in the Reds' system...**2016:** Was an MiLB.com Reds Organization All-Star.

PERSONAL: Graduated from Eustis (FL) High School...played at Clemson University and in 186 apps over his 3-year career for the Tigers hit .301 with a .392 on-base percentage and .504 slugging percentage...twice was a finalist for the Johnny Bench Award, given annually to the best collegiate catcher in the nation, and was rated by *Baseball America* the best defensive catcher in the ACC...was on the watch list for the Golden Spikes Award, given annually to the best overall amateur player in the country...twice was named to All-America and All-ACC first teams but over the course of his college career also was named to several second- and third-team All-America teams...played on a pair of USA Baseball collegiate national teams, 2 USA Baseball 18U national teams and a USA Baseball 16U national team...his father, Chuck, played football at Presbyterian College...his mother, Kim, was a cheerleader at Clemson...follow on Twitter @Chris_Okey_

OKEY'S CAREER TRANSACTIONS

- Was selected by Padres in the 31st round of the June 2013 first-year player draft. Did not sign.
- Was selected by Reds in the second round of the June 2016 first-year player draft. Signed by Perry Smith.

Career Hitting

Yr	Club	AVG	G	AB	R	H	2B	3B	HR	RBI	SH	SF	HB	BB	SO	SB	CS	OBP	SLG	E
16	Dayton - A	.243	42	148	21	36	8	1	6	21	2	1	4	14	49	5	0	.323	.432	4
	Billings - R	.162	9	37	5	6	1	0	0	1	0	1	0	1	8	0	0	.179	.189	2
17	Daytona - A	.185	93	325	27	60	10	1	3	28	0	1	4	32	104	2	1	.265	.249	9
18	Daytona - A	.207	8	29	5	6	0	0	2	3	0	0	1	2	7	0	0	.281	.414	1
	Pensacola - AA	.198	78	263	22	52	13	0	5	26	1	0	4	17	72	2	0	.257	.304	6
19	Louisville - AAA	.121	9	33	2	4	1	0	0	3	0	0	0	13	0	0	0	.121	.152	1
	Chattanooga - AA	.228	49	149	21	34	6	1	7	25	1	1	1	19	52	0	0	.318	.423	6
	Minor Totals	.201	288	984	103	198	39	3	23	107	4	4	14	85	305	9	1	.273	.317	29



MARK PAYTON

@MarkPayton2

OF
34

Age: 28 **Ht.:** 5-8 **Wt.:** 180 **Bats:** L **Throws:** L **ML Service:** 0.000

Born: 12/7/91 **Birthplace:** Orland Park, IL **Resides:** Orland Park, IL

Acquired: Was selected from the Oakland Athletics' Class AAA Las Vegas roster in the first round (6th overall) of the Major League phase of the Rule 5 Draft, December 12, 2019.

Contract: Signed through the 2020 season and under team control through 2025.

CAREER HIGHLIGHTS

- Was drafted 3 times, by the Twins (2010), Indians (2013) and Yankees (2014).
- Changed teams in each of the 2 most recent Rule 5 Drafts...was selected by the Athletics in the minor league phase of that December 2018 draft and by the Reds in the Major League phase of the 2019 draft.
- Was an MiLB.com Organizational All-Star in 2016 (NYY) and 2019 (Oak).
- Was a minor league mid-season All-Star (2016 Florida State League) and a 3-time minor league player of the Week, once in the FSL (2016) and twice in the Pacific Coast League (2019).
- In 2015 led the Florida State League in on-base percentage (.390).

2019 SEASON

- Was a non-roster invitee to the Athletics' Major League spring training camp and then for Class AAA Las Vegas produced the best season of his professional career.
- Was an MiLB.com Athletics Organizational All-Star.
- Twice was named Pacific Coast League Player of the Week (4/8-4/14, 7/8-7/14).
- Ranked among the Pacific Coast League leaders in OPS (2nd, 1.053), slugging percentage (3rd), batting average (4th), RBI (8th), doubles (11th) and on-base percentage (11th).
- Entered the season with 32 career HR over his first 5 professional seasons and 448 games.

PERSONAL: Played for the University of Texas...during his junior and senior seasons at UT reached base safely in 101 consecutive games, the longest such streak in Big 12 history.

PAYTON'S CAREER TRANSACTIONS

- Was selected by the Twins in the 31st round of the June 2010 first-year player draft. Did not sign.
- Was selected by the Indians in the 16th round of the June 2013 first-year player draft. Did not sign.
- Was selected by the Yankees in the seventh round of the June 2014 first-year player draft.
- Was selected by the Athletics in the minor league phase of the Rule 5 Draft, December 13, 2018.
- Was selected by the Reds from the Athletics' Class AAA Las Vegas roster in the first round (6th overall) of the Major League phase of the Rule 5 Draft, December 12, 2019.

Career Hitting

Yr	Club	AVG	G	AB	R	H	2B	3B	HR	RBI	SH	SF	HB	BB	SO	SB	CS	OBP	SLG	E
14	Charleston - A	.357	22	84	16	30	4	1	2	13	0	0	0	13	15	1	2	.443	.500	1
	Tampa - A	.286	26	91	14	26	11	1	2	8	0	2	2	16	17	3	2	.396	.495	1
15	Tampa - A	.291	49	182	33	53	8	4	1	18	3	1	4	26	32	6	4	*.390	.396	4
	Trenton - AA	.250	72	264	28	66	9	1	5	34	2	4	3	24	60	5	3	.315	.348	0
16	Tampa - A	.309	24	81	15	25	2	1	3	15	0	1	0	16	18	2	3	.418	.469	0
	Trenton - AA	.272	97	338	53	92	15	5	7	47	7	2	3	31	50	8	2	.337	.408	1
	Scranton/W-B - AAA	.429	2	7	1	3	1	0	0	0	0	0	0	2	0	1	0	.556	.571	0
17	Scranton/W-B - AAA	.272	80	268	33	73	14	2	6	22	0	2	2	24	51	4	5	.334	.407	3
	Trenton - AA	.179	14	56	6	10	1	3	0	1	0	1	0	2	16	0	1	.203	.304	1
18	Scranton/W-B - AAA	.259	62	197	29	51	6	2	6	25	3	2	1	34	49	2	6	.368	.401	2
19	Las Vegas - AAA	.334	118	395	80	132	30	3	30	97	2	4	1	45	76	7	4	.400	.653	1
	Minor Totals	.286	566	1963	308	561	101	23	62	280	17	19	16	233	384	39	32	.363	.455	14

* In 2015 led the Florida State League in on-base percentage



FRANCISCO PEÑA

C
75

Age: 30 Ht.: 6-2 Wt.: 230 Bats: R Throws: R ML Service: 2.009

Born: 10/12/89 Birthplace: Santiago, DR Resides: Boca Raton, FL

Acquired: Was signed to a minor league contract with an invitation to 2020 Major League spring training camp, December 10, 2019.

Contract: Signed through the 2020 season and under team control through 2023.

Non-Roster

CAREER HIGHLIGHTS

- Made his only Opening Day roster in 2018 and spent that entire season with the Cardinals.
- Along with father Tony Sr., is 1 of only 2 father-son tandems in Cardinals history each to hit a home run (Ed and Scott Spiezio).
- Played for the Royals during their 2014 and 2015 World Series seasons.
- Made 2 apps for 2013 World Baseball Classic champion Dominican Republic.
- Made his Major League debut in a 7-6 Royals loss on 5/20/14 vs WSox...caught the top of the ninth inning and threw out Adam Eaton trying to steal second base.
- Recorded his first Major League hit on the final day of the 2015 season (10/4 at Min, pinch-hit single off Ryan O'Rourke) and his first career home run on 6/2/16 vs Bos (2-run off Noé Ramirez).
- On 5/6/18 vs the Cubs caught all 14 innings in a 4-3 Cardinals victory...6 days later caught 12 innings of StL's 13-inning, 2-1 loss at SD.
- Is a 3-time minor league All-Star (2008 South Atlantic League, 2009 Florida State League, 2014 Pacific Coast League) and a 2-time MiLB.com Royals Organizational All-Star (2014, 2015).
- In 2014 for Omaha established a club record for home runs by a catcher (27) as a member of the Pacific Coast League champion.
- His 3-homer game for Omaha on 6/16/15 vs Iowa was the first for a Royals Class AAA player since Mike Moustakas did it on 8/30/10.
- Missed most of the 2010 season with a broken foot...did not play until 8/14.
- Made his most recent Major League appearance on 9/30/18 for StL vs the Cubs at Wrigley Field.

MULTI-HOMER GAMES (1)

Date	Pitchers
5/13/17 for Bal at KC	Nate Karns 2

2019 SEASON

- In 74 apps at Class AAA affiliates for the Cardinals and Giants hit .290 with 20 doubles, 17 HR and 50 RBI for Memphis and Sacramento.
- Was a non-roster invitee to Cardinals Major League spring training camp.
- Began the season at Memphis...on 5/2 was traded to the Giants for cash and was assigned to Sacramento, where he spent the rest of the minor league season.
- On 11/4 elected free agency...on 12/10 was signed by the Reds to a minor league contract with an invitation to 2020 Major League spring training camp.

PERSONAL: Attended Instituto Ibere High School in Santiago, Dominican Republic...is the son of 5-time All-Star and 4-time Gold Glove Award-winning catcher Tony Peña...Francisco's brother, Tony Peña Jr., from 2006-2009 made 327 career apps for the Braves and Royals...played on the 2001 Little League World Series team from Bronx, New York, where he was a teammate of star pitcher Danny Almonte...is lefthanded but at an early age was taught by his father to throw righthanded.

PEÑA'S CAREER TRANSACTIONS

- Was signed by the Mets as an undrafted free agent, July 8, 2006.
- Was signed by the Royals to a 1-year Major League contract, November 17, 2013.
- Was acquired by the Orioles for cash, December 2, 2015.
- Was signed by the Cardinals to a minor league contract, December 8, 2017; was invited to Major League spring training camp, February 23, 2018.
- Was re-signed by the Cardinals to a minor league contract, January 6, 2019; was invited to Major League spring training camp, February 11, 2019.
- Was acquired by the Giants for cash, May 2, 2019.
- Was signed by the Reds to a minor league contract with an invitation to Major League spring training camp, December 10, 2019.

CAREER FIELDING

Pos.	Pct.	G	PO	A	E	TC	DP	PB
C	.995	84	400	18	2	420	1	3
1B	1.000	* 2	1	0	0	1	0	-

* Only career apps at 1B on 5/8/18 vs Min & 5/18/18 vs Phi

Career Hitting

Yr	Club	AVG	G	AB	R	H	2B	3B	HR	RBI	SH	SF	HB	BB	SO	SB	CS	OBP	SLG	E
07	Savannah - A	.210	103	367	26	77	12	0	5	30	0	4	4	24	76	1	1	.263	.283	18
08	Savannah - A	.264	105	397	34	105	22	3	6	41	0	3	1	25	95	0	0	.308	.380	7
09	St. Lucie - A	.224	100	392	43	88	15	1	8	44	1	3	4	15	78	0	1	.258	.329	7
10	#GCL Mets - R	.313	10	32	4	10	1	0	0	2	0	0	1	6	6	0	0	.436	.344	1
	St. Lucie - A	.270	10	37	3	10	2	0	0	7	0	1	0	2	12	0	0	.300	.324	0
11	St. Lucie - A	.223	95	319	28	71	13	0	5	37	0	0	3	20	50	3	1	.275	.310	8
12	St. Lucie - A	.254	41	142	19	36	10	1	4	22	1	1	0	11	29	0	0	.305	.423	2
	Binghamton - AA	.198	40	126	14	25	7	0	3	17	1	0	2	16	25	1	0	.299	.325	6
13	Binghamton - AA	.246	21	69	4	17	6	0	0	4	1	1	1	7	4	0	1	.321	.333	2
	Las Vegas - AAA	.257	68	218	22	56	15	1	9	39	1	4	3	10	40	1	0	.294	.459	4
14	Omaha - AAA	.240	96	342	53	82	13	0	27	61	2	5	5	16	65	0	3	.280	.515	6
	Kansas City	-	1	0	0	0	0	0	0	0	0	0	0	0	0	0	0	-	-	0
15	Omaha - AAA	.251	95	342	42	86	20	1	13	48	3	2	4	23	56	4	1	.305	.430	5
	Kansas City	.143	8	7	0	1	0	0	0	0	0	0	0	0	3	0	0	.143	.143	0
16	Norfolk	.246	54	191	17	47	11	1	4	23	0	2	0	15	25	0	1	.298	.377	4
	Baltimore	.200	14	40	5	8	0	0	1	3	1	0	0	2	14	0	0	.238	.275	0
17	Norfolk - AAA	.278	51	180	15	50	13	0	6	18	0	0	0	8	31	1	0	.309	.450	3
	Baltimore	.500	5	10	3	5	0	0	2	2	0	0	0	3	0	0	0	.500	1.100	1
18	St. Louis	.203	58	133	10	27	3	0	2	8	0	2	1	6	43	1	0	.239	.271	1
19	Memphis - AAA	.333	6	18	3	6	2	0	1	4	0	0	0	3	3	0	0	.429	.611	0
	Sacramento - AAA	.287	68	258	34	74	18	0	16	46	0	4	1	13	43	1	0	.319	.543	2
Major Totals		.216	86	190	18	41	3	0	5	13	1	2	1	8	63	1	0	.249	.311	2
AL Totals		.246	28	57	8	14	0	0	3	5	1	0	0	2	20	0	0	.271	.404	1
NL Totals		.203	58	133	10	27	3	0	2	8	0	2	1	6	43	1	0	.239	.271	1
Minor Totals		.245	963	3430	361	840	180	8	107	443	10	30	29	214	638	12	9	.292	.396	75

Injury rehab

World Baseball Classic Record

Yr	Country	AVG	G	AB	R	H	2B	3B	HR	RBI	SH	SF	HB	BB	SO	SB	CS	OBP	SLG	E
13	Dominican Republic	.500	2	2	0	1	0	0	0	1	0	0	0	0	0	0	0	.500	.500	0

SINGLE-SEASON CAREER HIGH STREAKS

Hitting Streak: 5g, 5/8-5/18, 2018; Hitless Streak: 22ab, 5/30-6/30, 2018



**BOOG
POWELL**

[@Boogpowell15](#)

OF

78

Age: 27 **Ht.:** 5-10 **Wt.:** 200 **Bats:** L **Throws:** L **ML Service:** 1.054

Born: 1/14/93 **Birthplace:** Irvine, CA **Resides:** Mission Viejo, CA

Acquired: Was signed to a minor league contract with an invitation to 2020 Major League spring training, December 19, 2019.

Contract: Signed through the 2020 season and under team control through 2024.

Non-Roster

CAREER HIGHLIGHTS

- In 2018 made the Athletics' Opening Day roster.
- Was a minor league mid-season All-Star in 2013 (New York-Penn League), 2014 (Midwest League) and 2015 (Southern League).
- In 2014 was an MiLB.com Athletics Organizational All-Star and the Most Valuable Player of the Midwest League All-Star Game (1-for-3, 2-run double, 2 stolen bases, 3 runs scored).
- Following the 2014 season, his strike zone discipline was rated by *Baseball America* the best in the Midwest League.
- At age 24, made his Major League debut on 4/29/17 for Sea at Cle...entered the game in the seventh inning to pinch hit for Mike Zunino, but after the Indians brought LHP Andrew Miller in to pitch was replaced at the plate by Carlos Ruiz...the next afternoon at Cle started in LF and went 0-for-3.
- Recorded his first Major League hit on 5/16/17 vs Oak (single off Santiago Casilla) and his first career home run on 8/21/17 at Bal (solo off Brad Brach).
- Made his most recent Major League appearance on 4/6/18 for Oak at LAA...in that 13-9 Athletics loss started in CF and went 2-for-4.

SINGLE-SEASON CAREER HIGH STREAKS

Hitting Streak: 7g, 8/14-8/23, 2017; **Hitless Streak:** 15ab, 3/30-4/4, 2018

2019 SEASON

- Spent the season at the Padres' Class AAA affiliate in El Paso of the Pacific Coast League.
- Became a free agent following the season.
- On 12/19 was signed by the Reds to a minor league contract with an invitation to 2020 Major League spring training camp.

PERSONAL: Herschel Mack "Boog" Powell IV is not related to the former Major League first baseman of the same name...met his namesake on 8/22/17 on the Athletics' road trip to Bal's Camden Yards...graduated from Mission Viejo (CA) High School...played at Orange Coast College in Costa Mesa, CA...in 2012 was All-Conference and All-State after hitting .398...follow on Twitter @Boogpowell15.

POWELL'S CAREER TRANSACTIONS

- Was selected by the Athletics in the 20th round of the June 2012 first-year player draft. Was signed by Rick Magnante.
- Was acquired by the Rays, along with C/1B John Jaso, IF Daniel Robertson and cash, for IF/OF Ben Zobrist and IF Yunel Escobar, January 10, 2015.
- Was acquired by the Mariners, along with RHP Nathan Karns and LHP C.J. Riefenhauser, for RHP Danny Farquhar, IF Brad Miller and 1B/OF Logan Morrison, November 5, 2016.
- Was acquired by the Athletics for 1B Yonder Alonso, August 6, 2017.
- Was signed by the Padres to a minor league contract with an invitation to 2019 Major League spring training camp, January 28, 2019.
- Was signed by the Reds to a minor league contract with an invitation to 2020 Major League spring training camp, December 19, 2019.

CAREER FIELDING								
Pos.	Pct.	G	PO	A	E	TC	DP	PB
CF	.976	35	78	2	2	82	0	-
LF	1.000	8	14	0	0	14	0	-
RF	---	1	0	0	0	0	0	-

Career Hitting

Yr	Club	AVG	G	AB	R	H	2B	3B	HR	RBI	SH	SF	HB	BB	SO	SB	CS	OBP	SLG	E
12	AZL Athletics - R	.306	35	111	20	34	1	0	0	13	2	2	0	15	9	5	2	.383	.315	1
13	Vermont - A	.283	59	212	30	60	7	3	0	14	6	0	1	26	34	14	6	.364	.344	1
14	Beloit - A	.335	69	254	43	85	7	4	3	17	1	1	2	53	49	16	13	.452	.429	4
	Stockton - A	.377	14	61	11	23	3	1	0	11	0	0	0	8	4	0	2	.449	.459	0
15	Montgomery - AA	.328	61	238	44	78	6	6	1	22	2	1	4	29	38	11	8	.408	.416	3
	Durham - AAA	.257	56	206	22	53	10	3	2	18	4	2	2	32	41	7	6	.360	.364	4
16	Tacoma - AAA	.270	64	248	39	67	9	2	3	27	4	3	0	22	42	10	6	.326	.359	3
17	Tacoma - AAA	.340	58	206	46	70	9	2	6	33	1	3	1	28	27	11	5	.416	.490	3
	Seattle	.194	23	36	6	7	0	0	0	2	1	0	0	6	9	0	0	.310	.194	0
	Nashville - AAA	.250	3	16	1	4	1	0	0	0	0	0	0	1	5	0	0	.294	.313	0
	Oakland	.321	29	81	18	26	5	0	3	10	0	2	0	9	21	0	1	.380	.494	1
18	Oakland	.167	7	24	3	4	1	1	0	0	0	0	0	1	6	1	1	.200	.292	1
	Stockton - A	.200	4	10	4	2	1	0	0	1	0	0	0	5	1	1	1	.467	.300	0
	Nashville - AAA	.224	38	147	18	33	2	0	0	8	3	0	1	23	36	5	6	.333	.238	2
19	El Paso - AAA	.288	105	340	66	98	25	1	8	37	1	3	0	59	94	14	0	.391	.438	2
Major Totals		.262	59	141	27	37	6	1	3	12	1	2	0	16	36	1	2	.333	.383	2
Minor Totals		.296	566	2049	344	607	81	22	23	201	24	15	11	301	380	94	55	.387	.391	23



ALEX POWERS

@adpowers31

RHP

82

Age: 28 **Ht.:** 6-4 **Wt.:** 205 **Bats:** R **Throws:** R **ML Service:** 0.000

Born: 2/26/92 **Birthplace:** Hyannis, MA **Resides:** Brewster, MA

Acquired: Was signed as a minor league free agent, February 4, 2016. Was signed by Jeff Graupe.

Contract: Signed through the 2020 season and under team control through 2025.

Non-Roster

CAREER HIGHLIGHTS

- In 2019 and 2020 participated in his first 2 Major League spring training camps.
- In 2018 was a mid-season Southern League All-Star.

2019 SEASON

- In his fourth season in the organization finished 2-0, 1.64 with 8 saves in 9 chances over 1 start and 39 relief apps for Class AA Chattanooga and Class AAA Louisville.
- Began the season with the Lookouts...on 5/21 was promoted to Louisville, his first action at Class AAA, and spent the rest of the season there.
- Was on the Bats' injured list twice, from 6/3-7/10 with a right oblique strain and from 7/31-8/5 with a neck injury.
- Became a free agent but on 11/8 was re-signed by the Reds to a minor league contract with an invitation to 2020 Major League spring training camp.

SEASON HIGHLIGHTS

2018: In his second consecutive season at Class AA Pensacola was a mid-season Southern League All-Star... led the Blue Wahoos' pitching staff with 18 saves in 20 chances and tied for second on the team in apps... among Southern League pitching leaders ranked second in saves and third in games finished (29)...among all Reds minor league pitchers ranked third in saves...following the season pitched for the Scottsdale Scorpions of the prestigious Arizona Fall League (9g, 0-1-2, 5.23, 10.1ip, 10h, 4bb, 15k, 3hr)...converted 2 of his 4 save opps...**2017:** At Class AA Pensacola averaged 12.55 strikeouts per 9 innings, the second-highest rate in the Southern League...**2016:** At Class A Daytona ranked third in the Florida State League in apps...**2015:** On 3/23 was released by the White Sox...spent that summer playing in New Jersey for an independent league team (40g, 0-5, 3.29, 52ip, 56h, 11bb, 46k, 3hr).

PERSONAL: Graduated from Nauset Regional High School in Eastham, MA...attended Southern New Hampshire University...follow on Twitter @adpowers31.

POWERS' CAREER TRANSACTIONS

- Was selected by the White Sox in the 25th round of the June 2013 first-year player draft.
- Was released by the White Sox, March 23, 2015.
- Was signed by the Reds to a minor league contract, February 4, 2016.
- On Louisville's injured list with a right oblique strain, June 3-July 10, 2019.
- On Louisville's injured list with a neck injury, July 31-August 5, 2019.
- Was re-signed by the Reds to a minor league contract with an invitation to 2020 Major League spring training camp, November 8, 2019.

Career Pitching

Yr	Club	W-L	ERA	G	GS	CG	SHO	SV	IP	H	R	ER	HR	BB	SO	WP	BK
13	Bristol White Sox - R	1-1	2.79	6	0	0	0	3	9.2	8	5	3	0	4	13	1	0
	Kannapolis - A	0-0	7.56	8	0	0	0	0	8.1	9	8	7	2	4	9	0	0
14	Kannapolis - A	0-2	4.84	13	0	0	0	1	22.1	25	12	12	2	8	16	2	0
	Great Falls - R	3-1	1.54	11	0	0	0	2	23.1	15	5	4	0	3	29	0	0
16	Daytona - A	9-0	3.13	48	0	0	0	1	63.1	51	27	22	1	20	66	1	0
17	Pensacola - AA	1-4	4.3	34	1	0	0	1	60.2	66	32	29	5	27	85	2	0
18	Pensacola - AA	2-2	2.34	39	0	0	0	18	42.1	30	12	11	3	11	55	3	0
19	Chattanooga - AA	2-0	1.23	17	0	0	0	6	22.0	10	3	3	2	6	33	0	0
	Louisville - AAA	0-0	1.98	23	1	0	0	2	27.1	24	6	6	1	12	33	0	0
Minor Totals		18-10	3.13	199	2	0	0	34	279.1	238	110	97	16	95	339	9	0



BROOKS

@BrooksRaley

LHP

RALEY

79

Age: 31 Ht.: 6-3 Wt.: 200 Bats: L Throws: L ML Service: 0.045

Born: 6/29/88 Birthplace: San Antonio, TX Resides: College Station, TX

Acquired: Was signed to a minor league contract with an invitation to Major League spring training camp, January 7, 2020.

Contract: Signed through the 2020 season and under team control through 2025.

Non-Roster

CAREER HIGHLIGHTS

- Spent the last 5 seasons as a starting pitcher for the Lotte Giants in the Korean Baseball Organization.
- In each of his 5 seasons for Lotte recorded at least 30 starts, 178.1 innings and 134 strikeouts.
- From 2015-2019 was 1 of only 2 pitchers in the Korean Baseball Organization, along with LHP Yang Hyun-jong of the Kia Tigers, to record at least 150 starts and at least 900 innings pitched.
- During those 5 seasons from 2015-2019, ranked third in WAR among all KBO pitchers (19.45).
- Was selected by the Cubs in the sixth round of the June 2009 first-year player draft.
- Lost his first 2 Major League apps, on 8/7/12 at SD (7-4 loss) and 8/12/12 vs the Reds (3-0 loss), before winning his third start, on 8/18 at Great American Ball Park (9-7 win, 5.1ip, 5h, 4r, 3er, 2bb, 4k, 1hr).
- In 2010 was an MiLB.com Cubs Organizational All-Star.

2019 SEASON

- In his fifth consecutive season in the starting rotation of the Lotte Giants ranked among the Korean Baseball Organization pitching leaders in strikeouts (6th), quality starts (19, T7th) and innings pitched (8th).

PERSONAL: Attended Uvalde (TX) High School and Texas A&M University...wife's name is Rachel...they have 3 daughters, Raelynn, Rayney and Ramsey.

RALEY'S CAREER TRANSACTIONS

- Was selected by the Cubs in the sixth round of the June 2009 first-year player draft.
- Was claimed off waivers by the Twins, February 12, 2014.
- Was claimed off waivers by the Angels, May 8, 2014.
- On Salt Lake's disabled list with a left elbow impingement, June 10-remainder of the season, 2014.
- Was released by the Angels, December 15, 2014.
- Was signed by the Reds to a minor league contract with an invitation to Major League spring training camp, January 7, 2020.

Career Pitching

Yr	Club	W-L	ERA	G	GS	CG	SHO	SV	IP	H	R	ER	HR	BB	SO	WP	BK
09	Cubs - R	0-1	4.15	3	3	0	0	0	4.1	2	4	2	1	2	3	1	0
	Boise - A	0-0	1.42	2	0	0	0	0	6.1	3	1	1	1	1	2	0	0
10	Daytona - A	8-6	3.50	27	27	0	0	0	136.1	151	62	53	9	43	97	5	2
11	Tennessee - AA	8-10	4.22	26	25	0	0	0	136.1	170	86	64	16	45	80	7	0
12	Chicago (NL)	1-2	8.14	5	5	0	0	0	24.1	33	23	22	7	11	16	0	0
	Iowa - AAA	4-8	3.62	14	14	1	1	0	82.0	87	39	33	7	28	69	2	0
	Tennessee - AA	2-2	3.51	8	8	0	0	0	48.2	47	19	19	2	12	29	1	0
13	Chicago (NL)	0-0	5.14	9	0	0	0	0	14.0	11	9	8	2	8	14	0	0
	Iowa - AAA	8-10	4.46	27	25	0	0	1	141.1	142	73	70	13	45	95	6	0
14	Salt Lake - AAA	0-3	10.57	6	5	0	0	0	23.0	39	27	27	1	12	15	1	0
	Rochester - AAA	0-1	3.68	8	1	0	0	1	14.2	17	7	6	1	11	19	1	0
15	Lotte - KBO	11-9	3.91	31	30	1	0	0	179.1	182	93	78	20	57	134	13	2
16	Lotte - KBO	8-10	4.34	31	31	1	1	0	184.2	207	105	89	21	51	147	5	2
17	Lotte - KBO	13-7	3.80	30	30	1	0	0	187.1	199	87	79	19	44	156	3	1
18	Lotte - KBO	11-13	4.74	30	30	0	0	0	178.1	180	106	94	24	54	178	4	2
19	Lotte - KBO	5-14	3.88	30	30	0	0	0	181.0	191	88	78	10	65	140	10	1
Major Totals		1-2	7.04	14	5	0	0	0	38.1	44	32	30	9	19	30	0	0
Minor Totals		30-41	4.17	121	108	1	1	2	593.0	658	318	275	51	199	409	24	2
KBO Totals		48-53	4.13	152	151	3	1	0	910.2	959	479	418	94	271	755	35	8

Career Hitting

Yr	Club	AVG	G	AB	R	H	2B	3B	HR	RBI	SH	SF	HB	BB	SO	SB	CS	OBP	SLG	E
12	Chicago (NL)	.200	5	10	0	*2	0	0	0	0	0	0	0	0	1	0	0	.200	.200	0
13	Chicago (NL)	.000	9	3	0	0	0	0	0	0	1	0	0	0	1	0	0	.000	.000	1
Career Totals		.154	14	13	0	2	0	0	0	0	1	0	0	0	2	0	0	.154	.154	1

* 8/18/12 at Cin (single off Todd Redmond) & 8/30/12 vs Mil (single off Shaun Marcum)

SINGLE-SEASON CAREER HIGH STREAKS

Scoreless Streak By Game: 3g, 9/7-9/13, 2013; **Scoreless Streak By Inning:** 4.0, 8/25/12 vs Col;
Winning Streak: None; **Losing Streak:** 2g, 8/7-8/12, 2012



CODY REED

@Cody_Reed23

LHP

23

Age: 26 Ht.: 6-5 Wt.: 230 Bats: L Throws: L ML Service: 1.072

Born: 4/15/93 Birthplace: Memphis, TN Resides: Lakeland, TN

Acquired: From the Royals, along with LHP Brandon Finnegan and LHP John Lamb, for RHP Johnny Cueto, July 26, 2015.

Contract: Signed through the 2020 season and under team control through 2024.

CAREER HIGHLIGHTS

- Over 2 seasons from 2015-2016, his slider was rated the best in the organization.
- In 2015 was a mid-season Carolina League All-Star, Texas League Pitcher of the Week once (7/21-7/27) and Southern League Pitcher of the League twice (8/4-8/10, 9/1-9/7).

10-STRIKEOUT GAMES (1)

Date	Strikeouts
9/15/18 at Chc (5.0ip).....	10

2019 SEASON

- Spent most of the season on Louisville's roster or injured list.
- Beginning 5/31 finished the season on Louisville's injured list with a sprained medial collateral ligament in his left knee suffered while pitching for the Reds in the nightcap of the 5/27 doubleheader vs the Pirates.
- Was on the Reds' roster for 3 days during 3 separate stints and made 1 appearance each promotion.
- In the 9-2 win on 5/4 vs SF replaced starter Tanner Roark and pitched the last 2.1 innings, tied for the longest outing by a Reds reliever to that point in the season.
- In the 6-0 loss on 5/17 vs LAD replaced starter Anthony DeSclafani and pitched the fifth and sixth innings.
- On 5/27 vs Pit served as the 26th player for the doubleheader and in the seventh inning of the nightcap threw the seventh and eighth innings in relief of starter Sonny Gray.
- Was returned to Louisville's roster the day after each of those 3 apps.
- In 8 spring training relief apps went 1-0, 7.00 (9ip, 8h, 4bb, 8k, 2hr)...was reassigned to minor league camp on 3/22, 2 days before the Reds broke camp.

2018: In 3 stints with the Reds went 1-2, 4.60 in 7 starts (31.1ip) and 0-1, 2.31 in 10 relief apps (11.2ip)...between his first 2 starts for the Reds, his season debut on 4/9 at Phi and then again 8/30 vs Mil, made all 10 of his apps in relief...made his last 6 apps of the season in the starting rotation (1-2, 4.13)...in his last 3 starts went 1-1, 1.84 (14.2ip, 3er)...in spring training made 1 start and 5 relief apps before he was optioned to Louisville on 3/25, the day the Reds left Goodyear...was added to the roster after the Opening Day rainout forced the Reds to add a fifth starter...was scheduled to start the Reds' fifth game of the season, on 4/3 vs Cubs, but it, too, was rained out...instead, he threw a simulated game the next day in Louisville, then made his regular season debut in a start on 4/9 at Phi...made 1 start and 3 relief apps before he was optioned to Louisville on 4/20, when OF Scott Schebler came off the disabled list...was recalled on 7/4, the day after the Reds' 12-inning, 12-8 loss vs WSox...spent 7/4 on Cin's roster without pitching and was returned to Louisville the next day, when IF/OF Dilon Herrera was promoted...was recalled again on 8/13 and spent the rest of the season with the Reds...with 2 outs in the second inning of the 4-3 loss on 8/15 vs Cle entered the game in relief of starter Robert Stephenson and threw 3.2 innings, the longest relief appearance of his career...following 5 more relief apps joined the starting rotation on 8/30...started the 1-0 loss on 9/15/18 at Wrigley Field and in 5.0 shutout innings recorded a career-high 10 strikeouts (2h, 2bb, 1hbp)...over starts on 9/15 at Cubs and 9/20 at Mia, threw a career-high 11.0 consecutive scoreless innings, a streak snapped by the Royals in the first inning on 9/26 at Great American Ball Park.



2017: Spent most of the season at Louisville, where he led the International League in hit batters and wild pitches while ranking third in walks...made 1 start and 11 relief apps during 2 stints for the Reds... as 1 of 7 rookies on the Opening Day roster began the season in the Reds' bullpen and made his first 4 apps in relief (8ip, 4bb, 8k) before his only start, a 12-8 loss on 4/22 vs Cubs...retired all 18 batters (7k) in his last 3 relief apps prior to his 4/22 start...following that 4/22 start made a pair of relief apps before he was optioned to Louisville on 5/4 to make room on the roster for RHP Austin Brice...spent the rest of the season with the Bats...returned to the Reds in September, after Louisville's season ended...on 4/6 vs Phi, in his season debut threw scoreless fifth and sixth innings and earned the 7-4 win when the Reds snapped the 4-4 tie with a run in the sixth...was his first career victory after an 0-7 start, with all 7 losses coming in 2016...in the 7-1 win on 4/10 at Pit threw 3.0 perfect innings...combined with Michael Lorenzen (3ip) and Wandy Peralta (1ip) to throw 7.0 perfect innings...Reds relievers threw 7.0 hitless innings in a game for the first time in franchise history...in the 2-1 win on 9/16 vs Pit retired his only batter (Gregory Polanco 4-3) to strand an inherited baserunner and earn his only Major League save...retired the first batter in 9 of his 11 relief apps...stranded both inherited baserunners...converted his only save opportunity...the Reds went 5-7 in games in which he pitched...at Louisville from 6/3-6/25, became the first Bats pitcher to allow fewer than 2 earned runs in 5 consecutive starts since Greg Reynolds in 2013...entered the season rated the second-best prospect in the organization behind 3B Nick Senzel.

SINGLE-SEASON CAREER HIGH STREAKS

Scoreless Streak By Game: 4g (4x), Last: 8/20-8/26, 2018;
Scoreless Streak By Inning: 11.0, 9/15-9/20, 2018; **Winning Streak:** None; **Losing Streak:** 7g, 6/24-8/14, 2016

2016: Following the season was rated by MLB.com the third-best prospect in the organization and by *Baseball America* the 18th-best prospect in the International League...as 1 of 10 Reds pitchers to make his Major League debut, from 6/18-8/14 made all 10 of his starts for Cin...was 1 of 12 Reds players overall to make his Major League debut and 1 of a single-season club record 32 pitchers used in 2016...made his last appearance of the season in a start for Louisville on 8/29, when he left the game in the third inning with low back spasms...on 9/2 was promoted for his second stint with the Reds but didn't pitch before he went on the 15-day disabled list on 9/16 with the back injury...in the 11-inning, 5-4 loss on 6/18 at Hou became the first Reds pitcher with at least 9 strikeouts in his Major League debut since Johnny Cueto had 10 strikeouts without a walk on 4/3/08 vs Ari and the first to throw at least 7.0 innings in a debut since Travis Wood did it on 7/1/10 at Cubs...in that first career appearance, walked his first batter (George Springer) and the second batter homered (Marvin Gonzalez)...his first career strikeout victim was Carlos Correa...in the 5-4 walkoff loss on 8/8 at StL was in line for his first Major League victory after throwing 6.0 shutout innings, but with 2 outs and a runner on first base in the ninth inning the Cardinals scored 5 runs off Tony Cingrani and Ross Ohlendorf...became the second pitcher in Reds history to finish with as many as 7 losses without a win (Brian Reith, 0-7 in 2001)...from 4/18-4/24 was on Louisville's disabled list with a cut on his left index finger...attended 2016 Major League spring training camp as a non-roster invitee and in 4 exhibition starts and 1 relief appearance in Goodyear went 1-2, 2.87 (15.2ip, 12h, 6bb, 16k, 1hr)...was reassigned to minor league camp on 3/22...entered the season rated the Reds' second-best prospect by *Baseball America* and ninth-best prospect by MiLB.com.

MINOR LEAGUES

2015: On 7/26 was traded from KC to the Reds as part of the deal that sent veteran RHP Johnny Cueto to the Royals...at Class A Wilmington and Class AA Northwest Arkansas and Pensacola combined to finish 13-9, 2.41 in 23 starts and 3 relief apps...was a mid-season Carolina League All-Star, Texas League Pitcher of the Week once (7/21-7/27) and Southern League Pitcher of the League twice (8/4-8/10, 9/1-9/7)...his season totals for wins (13), strikeouts (144) and ERA (2.41) would have led all Reds farmhands...twice for Pensacola threw 8.0 scoreless innings (8/5 at Jacksonville, 8/31 at Jackson)...finished the season rated the sixth-best prospect in the Carolina League and the 10th-best prospect in the Southern League...**2014:** In his first full professional season made 19 starts at Class A Lexington...in July and August missed time with an impingement in his left shoulder.

PERSONAL: In 2011 graduated from Horn Lake (MS) High School...played baseball at Northwest Mississippi Community College in Senatobia, MS, where in 2013 he set a single-season school record with 96 strikeouts in 73.1 innings and finished his career as NWMCC's all-time leader in strikeouts (161), wins (16) and innings pitched (137.2)...follow on Twitter @Cody_Red23.

REED'S CAREER TRANSACTIONS

- Was selected by the Royals in the second round of the June 2013 first-year player draft. Was signed by Travis Ezi.
- On Lexington's disabled list with an impingement in his left shoulder, July 19-August 8, 2014.
- Was acquired by the Reds, along with LHP Brandon Finnegan and LHP John Lamb, for RHP Johnny Cueto, July 26, 2015.
- On Louisville's disabled list with a cut on his left index finger, April 18-24, 2016.
- On disabled list with low back spasms, September 16-remainder of the season, 2016.
- On Louisville's injured list with a sprained medial collateral ligament in his left knee, May 31-remainder of the season, 2019.

Career Pitching

Yr	Club	W-L	ERA	G	GS	CG	SHO	SV	IP	H	R	ER	HR	BB	SO	WP	BK
13	Idaho Falls - R	0-1	6.07	15	6	0	0	0	29.2	31	24	20	0	23	25	4	0
14	Lexington - A	3-9	5.46	19	19	0	0	0	84.0	105	66	51	5	36	58	11	1
15	Wilmington - A	5-5	2.14	13	10	1	0	1	67.1	62	19	16	3	18	65	3	0
	NW Arkansas - AA	2-2	3.45	5	5	0	0	0	28.2	26	16	11	3	8	19	1	0
	Pensacola - AA	6-2	2.17	8	8	0	0	0	49.2	39	14	12	1	16	60	1	1
16	Louisville - AAA	6-4	3.08	13	13	0	0	0	73.0	71	28	25	6	20	65	1	0
	Cincinnati	0-7	7.36	10	10	0	0	0	47.2	67	47	39	12	19	43	2	2
17	Cincinnati	1-1	5.09	12	1	0	0	1	17.2	11	11	10	3	19	17	2	0
	Louisville - AAA	4-9	3.55	21	20	0	0	0	106.1	105	49	42	7	61	102	*13	0
18	Cincinnati	1-3	3.98	17	7	0	0	0	43.0	45	21	19	5	15	42	2	0
	Louisville - AAA	4-8	3.92	18	17	0	0	0	105.2	109	50	46	13	31	105	2	0
19	Louisville - AAA	1-2	2.61	18	0	0	0	0	20.2	13	6	6	1	8	25	1	0
	Cincinnati	0-0	1.42	3	0	0	0	0	6.1	6	1	1	0	1	7	1	0
Major Totals		2-11	5.42	42	18	0	0	^1	114.2	129	80	69	20	54	109	7	2
Minor Totals		31-42	3.65	130	98	1	0	1	565.0	561	272	229	39	221	524	37	2

* Led International League in wild pitches (13) and hit batters (10). ^ Only career save on 9/16/17 vs Pit (2-1 win)

Career Hitting

Yr	Club	AVG	G	AB	R	H	2B	3B	HR	RBI	SH	SF	HB	BB	SO	SB	CS	OBP	SLG	E
16	Cincinnati	.000	10	11	1	0	0	0	0	0	2	0	0	1	6	0	0	.083	.000	0
17	Cincinnati	.000	12	2	0	0	0	0	0	0	0	0	0	2	0	0	0	.000	.000	0
18	Cincinnati	.000	17	11	0	0	0	0	0	0	0	0	0	1	10	0	0	.083	.000	0
19	Cincinnati	.000	3	1	0	0	0	0	0	0	0	0	0	1	0	0	0	.000	.000	0
Career Totals		.000	42	25	1	0	0	0	0	0	2	0	0	2	19	0	0	.074	.000	0



ALFREDO
RODRIGUEZ INF
69

Age: 25 Ht.: 6-0 Wt.: 190 Bats: R Throws: R ML Service: 0.000

Born: 6/17/94 Birthplace: Havana, Cuba Resides: Miami, FL

Acquired: Was signed as a non-drafted free agent, July 4, 2016. Was signed by Tony Arias and Richard Jimenez.

Contract: Signed through the 2020 season and under team control through 2025.

Non-Roster

CAREER HIGHLIGHTS

- Following the 2019 season was rated by MiLB.com the 18th-best prospect in the organization.
- In 2019 was a mid-season Southern League All-Star.
- In 2017 was an MiLB.com Reds Organization All-Star and was rated by *Baseball America* the best defensive shortstop in the Midwest League.
- In 2016 and 2017 was rated by *Baseball America* the best defensive shortstop in the organization.
- Missed most of the 2018 season because of a fractured hamate bone in his left wrist.
- In 2019 and 2020 participated in his first Major League spring training camps.

2019 SEASON

- Combined to make 127 apps at Chattanooga, where in his first full season at Class AA he was a mid-season Southern League All-Star, and at Louisville.
- Began the season at Chattanooga...on 8/6 was promoted to Louisville for his first stint in Class AAA.
- Entered the season rated by *Baseball America* the 23rd-best prospect in the organization.
- Following the season was rated by MiLB.com the 18th-best prospect in the organization.
- Following the season played in the Dominican Winter League (19g, .309, 1 2b, 10rbi, 1sb).
- On 1/10/20 was invited to 2020 Major League spring training camp, his second (2019).

SEASON HIGHLIGHTS

2018: In stops at 3 different levels made 46 apps at Rookie AZL Reds, Class A Daytona and Class AA Pensacola...missed most of the season because of a fractured hamate bone in his left wrist...following the season played for Scottsdale in the Arizona Fall League (20g, .179, 3 2b, 2hr, 5rbi, 1sb)...**2017:** At Class A Daytona was an MiLB.com Reds Organization All-Star...was rated by *Baseball America* the best defensive shortstop in both the organization and in the Midwest League...was rated among the Reds' best prospects by MLB.com (9th) and *Baseball America* (13th)...**2016:** Was rated among the organization's best prospects by MLB.com (6th) and *Baseball America* (22nd)...was rated the best defensive shortstop in the organization.

RODRIGUEZ' CAREER TRANSACTIONS

- Was signed by the Reds as a non-drafted free agent, July 4, 2016. Signed by Tony Arias/Richard Jimenez.
- On Pensacola's disabled list with a hamate bone fracture in his left wrist, April 16-June 5, 2018.
- On Daytona's disabled list recovering from a hamate bone fracture in his left wrist, June 19-July 28, 2018; included a rehabilitation assignment at AZL Reds, July 21-28.

Career Hitting

Yr	Club	AVG	G	AB	R	H	2B	3B	HR	RBI	SH	SF	HB	BB	SO	SB	CS	OBP	SLG	E
16	DSL Reds - R	.234	22	77	12	18	5	0	0	8	0	3	4	9	16	9	0	.333	.299	2
17	Daytona - A	.253	118	483	52	122	14	0	2	36	2	2	4	25	79	11	9	.294	.294	16
18	Daytona - A	.207	31	111	12	23	5	1	2	12	0	1	2	8	22	4	0	.270	.324	5
	Pensacola - AA	.192	9	26	4	5	0	0	0	0	0	0	1	2	7	0	0	.276	.192	0
	#AZL Reds - R	.250	6	20	3	5	3	0	0	3	0	0	0	1	3	0	0	.286	.400	0
19	Chattanooga - AA	.286	104	409	50	117	18	2	1	25	2	1	2	22	62	13	9	.325	.347	7
	Louisville - AAA	.169	23	77	5	13	4	0	0	9	0	1	3	7	13	3	0	.261	.222	3
Minor Totals		.252	313	1203	138	303	49	3	5	93	4	8	16	74	202	40	18	.302	.310	33
# Injury rehab																				



SAL ROMANO

@salromano14

RHP

47

Age: 26 **Ht.:** 6-5 **Wt.:** 255 **Bats:** L **Throws:** R **ML Service:** 1.125

Born: 10/12/93 **Birthplace:** Syosset, NY **Resides:** Plattsville, CT

Acquired: Was selected by the Reds in the 23rd round of the June 2011 first-year player draft. Was signed by Lee Seras.

Contract: Signed through the 2020 season and under team control through 2024.

Non-Roster

CAREER HIGHLIGHTS

- In each of his first 2 apps of the 2019 season recorded a 3-inning save (14-6 win on 7/23 at Mil, 10-1 win on 8/10 vs Cubs)...are the only saves of his Major League career.
- Following the 2016 season participated in a leadership training program at West Point.
- In 2014 and 2016 led or tied for his league lead in both starts and innings pitched.
- Was Southern League Pitcher of the Week for 7/25-7/31, 2016 and Florida State League Pitcher of the Week for 7/20-7/26, 2015.
- In 2013 and 2014 was a mid-season Midwest League All-Star.
- Is Class A Dayton's all-time leader in career starts (53) and innings pitched (269.0) while ranking second in career strikeouts (217, Ismael Guillon 230) and T4th in wins (15)...his 28 starts in 2014 tie for the most by a Dragons pitcher in a single season (Wyatt Strahan 2015, Packy Naughton in 2018).

SINGLE-SEASON CAREER HIGH STREAKS

Scoreless Streak By Game: 4g, 9/3-9/18, 2019; **Scoreless Streak By Inning:** 14.0, 6/12-6/24, 2018; **Winning Streak:** 2g (2x), 8/18-8/29, 2017 & 7/4-7/25, 2018; **Losing Streak:** 3g (2x), 8/3-8/13, 2017 & 5/14-5/25, 2018

2019 SEASON

- Spent most of the season at Louisville, where he tied for third on the staff in apps (43).
- Made 12 apps during 3 stints with the Reds...made 1 appearance while on the roster from 7/22-7/27 and 2 apps from 8/9-8/14...on 8/31 rejoined the team for the rest of the season and finished the season with 9 more apps.
- 4 times for the Reds threw more than 1.0 inning, once threw 2.0 innings (9/25 vs Mil) and twice threw a season-high 3.0 innings (7/23 at Mil, 8/10 vs Cubs).
- In each of his first 2 apps of the season recorded a 3-inning save (14-6 win on 7/23 at Mil, 10-1 win on 8/10 vs Cubs)...are the first saves of his Major League career.
- Became the first Reds pitcher with more than 1 save of at least 3.0 innings in the same season since 1999, when Rookie of the Year Scott Williamson (3 times) and Stan Belinda (twice) each did it.
- On 8/31 was promoted from Louisville as the 26th player for the day/night doubleheader at StL...did not pitch in either game...immediately following that day/night doubleheader was optioned back to Louisville, but then the next day was promoted again as 1 of 5 September callups.
- For Louisville on 7/18 at Pawtucket, tied his professional career high with 10 strikeouts.
- Was designated for assignment on 2/5/20, when the Reds signed free agent RHP Pedro Strop...the rest of Romano's transaction was not complete at press time.

2018: Went 7-10, 5.48 in 25 starts (131.1ip) and 1-1, 3.77 in 14 relief apps (14.1ip)...made his first 19 apps of the season as a starter (5-8, 5.28) and 14 of his last 20 apps out of the bullpen...following a stretch of 4 consecutive starts from 8/1-8/21 (1-2, 8.00), made a career-high 12 straight relief apps from 8/25-9/26 (1-1, 4.50) before he returned to the rotation to start the final game of the season after the Reds shut down Luis Castillo...in the fourth inning of the 6-4 loss on 7/15 at StL, the final game prior to the All-Star break, pitched out of the bullpen for the first time after 35 career starts...entered the game with 1 out in the bottom of the fourth inning in relief of starter Anthony DeSclafani...while in the bullpen twice pitched on consecutive days (8/29-8/30 vs Mil, 9/22-9/23 at Mia), the only 2-day streaks of his career...over 3 starts from 6/12-6/24 produced a career-high 14.2-inning scoreless streak...in the 10-inning, 5-1 win on 6/12 at KC threw 8.0 innings, tying his career high...was 1 of 3 Reds pitchers to throw at least 8.0 innings (Homer Bailey 8.0, Luis Castillo 8.1)...the Reds went 12-2 in his 14 relief apps, the bullpen's best winning percentage (.833).

2020 REDS

2017: In his Major League debut made 16 starts during 3 stints with the Reds...made spot starts in April and in early July before joining the rotation for good after the All-Star break...during the second half led Reds pitchers in innings (79.0) while tying Homer Bailey for the staff lead in starts (14)...in his last 8 starts of the season for the Reds went 3-3, 3.17 with 4 quality starts...overall after the All-Star break went 4-7, 4.44 in his 14 starts...the Reds went 7-9 in his 16 starts...began the season at Louisville and went 0-0, 1.38 in 2 starts before he was recalled on 4/16...in his Major League debut that Sun afternoon at Mil suffered the 4-2 loss...started in place of RHP Rookie Davis, who was disabled 4 days earlier...following that start was optioned back to Louisville...made 8 more starts there around a stint on the Bats' disabled list before he was promoted for his second career start on 7/6, when at Ari he earned his first career victory (6-3 win)...returned to Louisville the next day...on 7/13 threw 2.1 innings vs Indianapolis in a tuneup start in preparation for his 7/18 promotion...on 9/3 at Pit doubled off Trevor Williams to snap an 0-for-17 skid to begin his career...while at Louisville, from 4/27-6/2 was disabled with a strained right shoulder...as one of the final cuts of spring training was optioned to Louisville on 3/28, the day before Cin left Goodyear...entered the season rated by *Baseball America* the eighth-best prospect in the organization.

MINOR LEAGUES

2016: In his first full season at Class AA Pensacola led the Blue Wahoos' staff in starts, innings pitched and strikeouts...led the Southern League in innings pitched, tied for the lead in starts and ranked second in the SL in strikeouts...averaged 1.90 walks per 9 innings, second-best ratio in the Southern League...averaged 8.31 strikeouts per 9 innings, third-best in the SL...among all Reds farmhands ranked fifth in ERA and second in strikeouts...was Southern League Pitcher of the Week for 7/25-7/31...entered the season rated the ninth-best prospect in the organization and pitcher with the best fastball...**2015:** While at Daytona was Florida State League Pitcher of the Week for 7/20-7/26 after allowing just 1 hit in 7.0 shutout innings of a 7-1 win at Dunedin on 7/21 (Obb, 6k)...following the season, his fastball was rated by *Baseball America* the best in the organization...on 11/19 was added to the 40-man roster...**2014:** At Class A Dayton was a mid-season Midwest League All-Star for the second straight year...led the MWL in starts and innings pitched...with 28 starts established a new single-season club record (tied by Wyatt Strahan in 2015)...**2013:** At Class A Dayton was a mid-season Midwest League All-Star...was rated by MLB.com the 10th-best prospect in the organization.

PERSONAL: Graduated from Southington (CT) High School...follow on Twitter @salromano14.

ROMANO'S CAREER TRANSACTIONS

- Was selected by the Reds in the 23rd round of the June 2011 first-year player draft. Signed by Lee Seras.
- On Dayton's disabled list, May 30-June 5, 2013.
- On Louisville's disabled list with a strained right shoulder, April 27-June 2, 2017.

Career Pitching

Yr	Club	W-L	ERA	G	GS	CG	SHO	SV	IP	H	R	ER	HR	BB	SO	WP	BK
12	Billings - R	5-6	5.32	15	15	0	0	0	64.1	74	45	38	1	23	52	9	3
13	Dayton - A	7-11	4.86	25	25	0	0	0	120.1	134	81	65	10	57	89	9	1
14	Dayton - A	8-11	4.12	28	*28	0	0	0	*148.2	169	87	68	9	42	128	9	1
15	Daytona - A	6-5	3.46	19	18	1	0	0	104.0	103	48	40	2	33	79	4	1
	Pensacola - AA	0-4	10.96	7	7	0	0	0	23.0	35	28	28	4	12	9	0	0
16	Pensacola - AA	6-11	3.52	27	*27	0	0	0	*156.0	157	71	61	10	34	144	7	0
17	Louisville - AAA	1-4	3.47	10	10	1	0	0	49.1	49	26	19	1	17	32	5	0
	Cincinnati	5-8	4.45	16	16	0	0	0	87.0	91	49	43	9	37	73	5	0
18	Cincinnati	8-11	5.31	39	25	0	0	0	145.2	155	92	86	23	53	105	7	0
19	Louisville - AAA	4-8	4.28	43	5	0	0	1	69.1	72	38	33	6	26	76	8	1
	Cincinnati	1-0	7.71	12	0	0	0	2	16.1	22	14	14	4	8	16	1	0
Major Totals		14-19	5.17	67	41	0	0	^2	249.0	268	155	143	36	98	194	13	0
Minor Totals		37-60	4.31	174	135	2	0	1	735.0	793	424	352	43	244	609	51	7

* Led or tied for league lead

Career Hitting

Yr	Club	AVG	G	AB	R	H	2B	3B	HR	RBI	SH	SF	HB	BB	SO	SB	CS	OBP	SLG	E
17	Cincinnati	.042	16	24	0	1	1	0	0	0	5	0	0	1	15	0	0	.080	.083	1
18	Cincinnati	.056	39	36	1	2	1	0	0	2	4	0	0	24	0	0	0	.056	.083	2
19	Cincinnati	.000	12	2	0	0	0	0	0	0	0	0	0	1	0	0	0	.000	.000	0
Major Totals		.048	67	62	1	3	2	0	0	2	9	0	0	1	40	0	0	.063	.081	3



TONY

@Tony_Santi19

RHP

SANTILLAN 74

Age: 22 Ht.: 6-3 Wt.: 240 Bats: R Throws: R ML Service: 0.000

Born: 4/15/97 Birthplace: Fort Worth, TX Resides: Arlington, TX

Acquired: Was selected in the second round (49th overall) of the June 2015 first-year player draft. Was signed by Byron Ewing.

Contract: Signed through the 2020 season and under team control through 2025.

CAREER HIGHLIGHTS

- Last name is pronounced SAN-tee-yan.
- Entered the 2020 season rated by MLB.com the fourth-best prospect in the organization behind RHP Hunter Greene, LHP Nick Lodolo and IF Jonathan India and the fifth-best prospect as rated by *Baseball America*.
- In 2018 was the Reds' Minor League Pitcher of the Year and their Pitcher of the Month for April and July.
- From 2016-2018 was an All-Star at 3 different levels (Pioneer League in 2016, Midwest League in 2017, Florida State League in 2018).
- Following the 2017 season, his changeup was rated by *Baseball America* the best in the organization... following the 2016 season, his fastball was rated by *Baseball America* the best in the organization.
- In November 2018 participated in a leadership training program at West Point.
- Following the 2019 season was invited to Major League Baseball's Rookie Career Development Program.

BASEBALL AMERICA'S TOP 5 REDS PROSPECTS

1. Hunter Greene, RHP
2. Jonathan India, IF
3. Nick Lodolo, LHP
4. Tyler Stephenson, C
5. **Tony Santillan, RHP**

2019 SEASON

- In an injury-plaquet season made all 21 of his starts for Class AA Chattanooga.
- Was on the Lookouts' injured list 3 times with injuries related to an impingement in his right shoulder (6/28-7/4, 7/14-7/18, 8/2-remainder of the season).
- Entered the season rated by both *Baseball America* and MLB Pipeline the fifth-best prospect in the organization and 69th in *BA's* Top 100...also was rated by field managers the best pitching prospect in the Florida State League and by *Baseball America* the sixth-best overall prospect in the Southern League.
- On 11/20 was added to the 40-man roster.

PERSONAL: Graduated from Seguin High School in Arlington, Texas.

SANTILLAN'S CAREER TRANSACTIONS

- Was selected by the Reds in the second round (49th overall) of the June 2015 first-year player draft. Was signed by Byron Ewing.
- On Dayton's disabled list, May 30-June 8, 2017.
- On Chattanooga's injured list with injuries related to an impingement in his right shoulder, June 28-July 4, July 14-18 and August 2-remainder of the season, 2019.

Career Pitching

Yr	Club	W-L	ERA	G	GS	CG	SHO	SV	IP	H	R	ER	HR	BB	SO	WP	BK
15	AZL Reds - R	0-2	5.03	7	7	0	0	0	19.2	15	12	11	1	11	19	4	1
16	Billings - R	1-0	3.92	8	8	0	0	0	39.0	32	17	17	4	16	46	8	3
	Dayton - A	2-3	6.82	7	7	0	0	0	30.1	27	23	23	3	24	38	5	3
17	Dayton - A	9-8	3.38	25	24	0	0	0	128.0	104	57	48	9	56	128	11	2
18	Daytona - A	6-4	2.70	15	15	1	0	0	86.2	81	31	26	5	22	73	3	*3
	Pensacola - AA	4-3	3.61	11	11	0	0	0	62.1	65	27	25	8	16	61	3	0
19	Chattanooga - AA	2-8	4.84	21	21	0	0	0	102.1	110	59	55	8	54	92	3	1
Minor Totals		24-28	3.94	95	93	1	0	0	468.1	434	226	205	38	199	457	37	13

* Tied for Florida State League lead



SCOTT SCHEBLER

OF
43

Age: 29 Ht.: 6-1 Wt.: 228 Bats: L Throws: R ML Service: 2.170

Born: 10/6/90 Birthplace: Cedar Rapids, IA Resides: Buckeye, AZ

Acquired: From the Dodgers, along with IF Brandon Dixon and IF Jose Peraza, as part of a 3-team deal in which the White Sox acquired from the Reds 3B Todd Frazier, December 16, 2015.

Contract: Signed through the 2020 season and under team control through 2023.

CAREER HIGHLIGHTS

- In 2013, 2014 and 2016 was an MiLB.com Organization All-Star.
- Was a *Baseball America* Class AA All-Star in 2014 and Class AAA All-Star in 2016.
- In 2014 was named to the Arizona Fall League's All-Prospects team.
- In 2013 received the Branch Rickey Award as the Dodgers' Minor League Player of the Year.
- Was Pacific Coast League Player of the Week for 6/16-6/22, 2015 and California League Player of the Week for 7/2-7/8, 2013.
- Twice in his professional career hit for the cycle (6/1/14 for Chattanooga vs Mobile, 7/26/16 for Louisville vs Charlotte).

SINGLE-SEASON CAREER HIGH STREAKS
Hitting Streak: 9g, 5/30-6/9, 2018; **Hittless Streak:** 28ab, 8/4-8/14, 2016

2019 SEASON

- Was on the Reds' Opening Day roster for the fourth straight season but was optioned to Louisville on 5/4, when LHP Cody Reed was promoted, after hitting .123 with 2 HR and 7 RBI in 30 apps and 22 starts for the Reds.
- Spent the rest of the season on the Bats' roster or injured list.
- Began the season 1-for-21, including 0-for-18 at the start, and when sent to Louisville on 5/4 had 3 hits in his previous 48 at bats for the Reds.
- Homered in consecutive apps on 4/7 at Pit and 4/9 vs Mia, his only HR of the season.
- Was on Louisville's injured list 3 times, from 6/10-6/19 with a right oblique strain, from 7/2-7/15 with a right calf strain and from 8/3-remainder of the season with left shoulder injury.
- On 8/6 had surgery on his left shoulder to repair the torn labrum.

2018: Was on the Reds' Opening Day roster for the third straight year...missed 43 games during 2 stints on the 10-day disabled list, from 4/9-4/19 with a right ulnar nerve contusion (Sean Doolittle HBP on 4/1 vs Wsh) and from 7/18-8/24 with a sprained AC joint in his right shoulder (collision with OF wall on 7/14 at StL)...led the team with 73 starts in RF...also started in CF (14gs), LF (6gs) and at DH (1gs)...in 6 of his last 7 starts played LF, his first apps of the season at that position...in the batting order hit leadoff (42gs), second (1gs, 5/8 vs NYM), fourth (2gs, 4/30 & 5/1 vs Mil), fifth (13gs), sixth (30gs) and seventh (6gs)...has made 47 career starts batting first (52-197, .264), including 42 times in 2018 (45-175, .257)...from 5/28-6/17 reached base safely in 17 consecutive games, a career high (.343ba, .600slg, .410obp)...has 3 career leadoff HR, including 2 in 2018 (7/2 off James Shields, 9/16 off José Quintana)...hit all 3 of his career leadoff homers on the first pitch...his grand slam on 9/7 off SD's Rowan Wick was the second of his career and the 10th by a Reds batter in 2018, setting a new club record (9 grand slams, 2002)...on 5/14 at SF fell a triple shy of becoming the sixth Reds batter to hit for the cycle...Eric Davis was the last Reds batter to do it (6/2/89 vs SD)...in 19 spring training apps hit .413 (3hr, 16rbi, 2sb)...ranked among the Cactus League leaders in RBI (16), total bases (33) and hits (19)...led the team in those 3 categories and tied for the team lead in doubles (5)...hit safely in 11 of his 19 apps...produced at least 1 RBI in 9 of his last 14 spring apps (15rbi), including at least 1 RBI in 6 of his last 9 apps (11rbi)...from 3/4-3/7 produced base hits in 8 consecutive at bats (3 2b, 1hr, 4rbi).

2017: In his first full season in the Major Leagues became just the seventh right fielder in Reds history to produce at least 30 HR (Jay Bruce 3, Frank Robinson 3, Dave Parker 2, Wally Post 2, Ival Goodman, Ken Griffey Jr.)...was 1 of 18 players in the National League and 41 in the Major Leagues to hit at least 30 homers...among National League leaders ranked eighth in both times hit by a pitch (14) and HR ratio (15.8ab)...played RF (120g, 115gs) and CF (15g, 13gs)...in the batting order hit first (1gs, 9/21 vs StL), fourth (1gs, 4/15 vs Mil),

fifth (15gs), sixth (84gs) and seventh (27gs)...prior to the All-Star break hit .254 with 15 2b, 22 HR and 44 RBI...during the second half hit .197 with 10 doubles, 2 triples, 8 HR and 23 RBI while hampered by a shoulder injury...came out of the All-Star break 4-for-52 (.077) over 17 apps before he was disabled, dropping his season batting average from .254 to .228...from 8/1-8/17 was disabled with a left shoulder strain...in 40 apps after he came off the DL hit .246 the rest of the season (9 2b, 2 3b, 7hr, 22rbi)...when disabled ranked T12th in the National League with a career-high 23 HR and was tied for the NL lead in home runs on the road (16)...on 6/3 vs Atl left the game with a sprained left shoulder suffered while making a diving catch...missed 3g...on 6/28 vs Mil reached over the wall to rob Stephen Vogt of a 3-run HR...on 8/29 vs NYM hit his first career grand slam (off Chris Flexen)...in that game tied his career high with 5 RBI...on 9/21 vs StL made his only start of the season batting leadoff...twice homered in consecutive plate apps...did it in the ninth inning on 4/7 at StL (solo off Kevin Siegrist) and then in the eighth inning on 4/8 at StL (2-run off Jonathan Broxton)...also did it on 4/26 at Mil, when he hit solo HR off Willy Peralta in the fourth and sixth innings...from 4/7-4/10 produced at least 1 RBI in 4 consecutive apps (5rbi), tying the longest RBI streak of his career (4g, 6rbi, 9/10-9/13, 2016)...from 5/20-5/22 homered in career-high 3 straight apps (3hr, 6rbi)...made his second straight Opening Day roster.

2-HOMER GAMES (3)	
Date	Pitcher
9/21/17 vs StL ...	Carlos Martinez, Zach Duke
4/26/17 at Mil	Wily Peralta
8/27/16 at Ari	Zack Godley
WALKOFF HOME RUNS (1)	
Date (Inning)	Pitcher
8/2/16 for Cin vs StL (9th)	Seung-Hwan Oh
LEADOFF HOME RUNS (3)	
Date	Pitcher
9/16/18 for Cin at Chc	José Quintana
7/2/18 for Cin vs WSox	James Shields
9/9/15 for LAD at LAA	Garrett Richards
GRAND SLAMS (2)	
Date	Pitcher
9/7/18 for Cin vs SD	Rowan Wick
8/29/17 for Cin vs NYM	Chris Flexen
CONSECUTIVE GAMES (MINIMUM 3)	
Date	Dates
3 straight games for Cin	5/20-5/22, 2017

2016: At Louisville was a *Baseball America* Class AAA All-Star and MiLB.com Organization All-Star and for the Reds made 39 starts in RF, 17 starts in CF and 9 starts in LF...among National League rookie batters ranked eighth in hitting, T7th in RBI, T8th in multi-hit games (18) and T1st in outfield assists (5)...after he was promoted on 8/2, following Jay Bruce's trade to the Mets, became the club's primary right fielder (55g, 56-193, .290, 7 2b, 1 3b, 8hr, 32rbi)...in his last 44 apps of the season beginning 8/15 hit .329 (51-155, 6 2b, 1 3b, 7hr, 28rbi)...was on the Reds' Opening Day roster and hit .175 in 26 apps and 14 starts until he was optioned to Louisville on 5/8, when OF Kyle Waldrop was promoted...in 75 apps for the Bats hit .311 (13hr, 43rbi) before he was promoted again on 8/2 following the Bruce trade...in his first appearance following the Bruce trade, a 7-5 win on 8/2 vs StL, produced 3 hits and 3 RBI, both career highs, and his first career walkoff HR (3-run off Seung Hwan Oh)...in the 3-2 win on 4/6 vs Phi, the second game of the season, had a game-ending, 2-run double off Dalier Hinojosa...in the 13-0 win on 8/27 at Ari produced his first career 2-homer game and a career-high 5 RBI...walked twice in Jake Arrieta's no-hitter (4/21 vs Cubs, 16-0 loss)...in the 6-5 win on 5/1 at Pit, came off the bench to give the Reds their 5-4 lead with an RBI-double in the ninth inning and their decisive 6-5 lead with an RBI-double in the 11th...on 8/15 vs Mia homered off David Phelps to snap a career-high 0-for-28 skid, tying Eugenio Suarez for the longest drought by a Reds batter all season...was International League Batter of the Week for 6/13-6/19 (.318, 2hr, 9rbi, 15xbh, 18tb)...was International League Player of the Month for July after leading the league in hits, extra-base hits, triples, total bases, slugging percentage and OPS...on 7/26 vs Charlotte hit for the cycle, the second of his minor league career (6/1/14 for Chattanooga vs Mobile) and the first by a Bats player since Chris Dickerson on 7/26/07.

2015: Spent most of the season with the Dodgers' affiliate in Oklahoma City, his first action at Class AAA, and in 121 apps produced 13 homers, 50rbi and 15 stolen bases...also made his Major League debut with 3hr and 4rbi in just 19g for LAD...began the season with OKC and was promoted on 6/5...debuted that night vs StL with a start in LF and in his first career plate appearance singled off Carlos Martinez...returned to Oklahoma City the next day and spent the rest of the minor league season there...rejoined the Dodgers as a September callup...on 9/4 at SD hit his first home run (solo off James Shields) and collected his first stolen base...became only the second Dodgers batter since 1914 to produce a homer and stolen base in the same game within his first 3 career games (Jose Offerman, 8/19/90)...on 9/9 at LAA led off the game with a homer off Garrett Richards...entered the season rated the eighth-best prospect in the Dodgers' organization.

MINOR LEAGUES

2014: At Class AA Chattanooga was a *Baseball America* Class AA All-Star, mid- and post-season Southern League All-Star and MiLB.com Organizational All-Star...led the Southern League in triples, HR and slugging percentage while ranking among the leaders in runs (3rd), RBI (T4th) and hits (5th)...was named to the prestigious Arizona Fall League's All-Prospects team while playing for Glendale (23g, .310, 3 2b, 5hr, 13rbi)...was added to the 40-man roster on 11/20...**2013:** At Class A Rancho Cucamonga earned the Branch Rickey Award winner as the Dodgers' Minor League Player of the Year...as a post-season and MiLB.com Organizational All-Star led the California League in extra-base hits (69) and total bases (277) while ranking among the leaders in HR (2nd), slugging percentage (2nd) and runs scored (4th)...led his team in HR and RBI...was Rancho Cucamonga's Dodger Pride Award winner for both June (.341, 6hr, 17rbi) and July (.348)...**2011:** At Rookie Ogden was the Dodger Pride Award winner for June (11g, .346, 2hr, 12rbi).

PERSONAL: At Cedar Rapids (IA) Prairie High School played baseball, football, basketball and soccer while setting school track records in the 55-meter sprint, long jump and 800-meter relay...in 2010 spent 1 season at Des Moines Area Community College in 2010, where he was a second-team National Junior College Athletic Association All-American, Iowa Community College Athletic Conference Player of the Year, first-team ICCAC All-Region and All-North Plain District...that season led DMACC in hitting (.446), runs scored (81), HR (20), slugging percentage (.877) and walks (30) while ranking second in hits (91), doubles (22), triples (3) and RBI (82).

SCHEBLER'S CAREER TRANSACTIONS

- Was selected by the Dodgers in the 26th round of the June 2010 first-year player draft. Was signed by Scott Little.
- On Oklahoma City's disabled list with sprained ligament in his right hand, July 4-15, 2015.
- Was acquired by the Reds, along with IF Brandon Dixon and IF Jose Peraza, as part of a 3-team deal in which the White Sox received from the Reds 3B Todd Frazier and the Dodgers received from the Sox CF Trayce Thompson, IF Micah Johnson and RHP Frankie Montas, December 16, 2015.
- On disabled list with a strained left shoulder, August 1-17, 2017; included a rehabilitation assignment at Louisville, August 15-17.
- On disabled list with a right ulnar nerve contusion, April 9-19, 2018; included rehabilitation assignments at Louisville, April 15 and at Pensacola, April 16-19.
- On disabled list with a sprained AC joint in his right shoulder, July 18-August 24, 2018; included rehabilitation assignments at Louisville, July 25-August 1 and at Pensacola, August 20-24.
- On Louisville's injured list with a right oblique strain, June 10-19, 2019.
- On Louisville's injured list with a right calf strain, July 2-15, 2019; included a rehabilitation assignment at AZL Reds, July 14-15.
- On Louisville's injured list with a torn labrum in his left shoulder, August 3-remainder of the season, 2019.

CAREER FIELDING								
Pos.	Pct.	G	PO	A	E	TC	DP	PB
LF	.976	29	41	0	1	42	0	-
RF	.973	254	427	12	12	451	2	-
CF	.988	73	158	1	2	161	0	-

Career Hitting

Yr	Club	AVG	G	AB	R	H	2B	3B	HR	RBI	SH	SF	HB	BB	SO	SB	CS	OBP	SLG	E
10	AZL Dodgers - R	.294	5	17	3	5	0	2	0	1	0	0	0	1	5	1	0	.333	.529	0
11	Ogden - R	.285	70	295	44	84	17	8	13	58	0	2	5	13	97	1	1	.324	.529	2
12	Great Lakes - A	.260	137	515	67	134	32	8	6	67	2	3	10	30	99	17	11	.312	.388	5
13	Rancho Cucamonga - A	.296	125	477	95	141	29	13	27	91	4	3	15	35	140	16	5	.360	.581	6
14	Chattanooga - AA	.280	135	489	82	137	23	*14	*28	73	1	3	22	45	110	10	4	.365	*.566	7
15	Oklahoma City - AAA	.241	121	432	57	104	16	9	13	50	0	1	12	40	93	15	2	.322	.410	5
	Los Angeles (NL)	.250	19	36	6	9	0	0	3	4	0	0	1	3	13	2	1	.325	.500	0
16	Cincinnati	.265	82	257	36	68	12	2	9	40	0	0	6	19	59	2	4	.330	.432	3
	Louisville - AAA	.311	75	289	40	90	18	^8	13	43	0	2	9	19	59	2	0	.370	.564	1
17	Cincinnati	.233	141	473	63	110	25	2	30	67	0	5	14	39	125	5	3	.307	.484	5
	#Louisville - AAA	.333	3	9	1	3	1	0	0	1	0	0	0	2	1	0	0	.455	.444	1
18	Cincinnati	.255	107	380	55	97	19	0	17	49	0	2	9	39	99	4	2	.337	.439	6
	#Pensacola - AA	.154	7	26	2	4	1	0	0	1	0	0	0	2	4	0	0	.214	.192	1
	#Louisville - AAA	.231	8	26	3	6	1	0	1	2	0	0	0	5	6	0	0	.355	.385	0
19	Cincinnati	.123	30	81	11	10	2	0	2	7	0	0	0	14	27	0	1	.253	.222	1
	Louisville - AAA	.216	53	194	18	42	6	0	5	17	0	2	4	12	51	0	1	.274	.325	1
	#AZL Reds - R	.500	1	4	1	2	0	0	0	1	0	0	0	0	0	0	0	.500	.500	1
	Major Totals	.240	379	1227	171	294	58	4	61	167	0	7	30	114	323	13	11	.318	.443	15
	Reds Totals	.239	360	1191	165	285	58	4	58	163	0	7	29	111	310	11	10	.318	.441	15
	Minor Totals	.271	740	2773	413	752	144	62	106	405	7	16	77	204	665	62	24	.336	.483	30

Injury rehab, * Led Southern League, ^ Tied for International League lead



NICK SENZEL

@LilSenzi

INF
15

Age: 24 **Ht.:** 6-1 **Wt.:** 205 **Bats:** R **Throws:** R **ML Service:** 0.150

Born: 6/29/95 **Birthplace:** Atlanta, GA **Resides:** Knoxville, TN

Acquired: Was selected by the Reds in the first round (2nd overall) of the June 2016 first-year player draft. Was signed by Brad Meador.

Contract: Signed through the 2020 season and under team control through 2025.

CAREER HIGHLIGHTS

- Last name is pronounced sen-ZELL.
- Was selected by the Reds in the first round (2nd overall) of the June 2016 first-year player draft...was rated the best pure hitter in that draft...was the Reds' highest draft pick since they took SS Kurt Stillwell with the second pick of the 1983 draft.
- For 2 consecutive seasons (2018, 2019) was rated by *Baseball America* and MLB.com's MLB Pipeline the best overall prospect in the organization.
- Following the 2018 season was rated by *Baseball America* the best player in the organization, the International League's best defensive second baseman and the IL's sixth-best prospect overall.
- Was the organization's Minor League Player of the Month for June 2018.
- In 2017 received the Sheldon "Chief" Bender Award as the Reds' Minor League Player of the Year, was a *Baseball America* All-Star, the organization's Player of the Month for August, Southern League Player of the Week for 8/7-8/13 and participated in both the Florida State League All-Star Game and SiriusXM All-Star Futures Game.
- In 2016 was an MLB.com Organization All-Star.
- In November 2017 participated in a leadership training program at West Point.

2019 SEASON

- In his Major League debut made 92 starts, all in CF, and 104 apps overall.
- Didn't debut until 5/3 but still ranked among the National League rookie leaders in outfield assists (4, T3rd), walks (T6th), stolen bases (8), doubles (T8th), multi-hit games (28, T8th), runs scored (9th) and extra-base hits (36, T9th).
- Led the Reds in starts in CF (92) and in starts batting leadoff (62)...tied Yasiel Puig for the team lead in stolen bases (14).
- Because of a right shoulder injury did not start any of the Reds' last 23 games of the season and, while not on the injured list, was unavailable to play the last 19 games.
- Made his last start of the season on 9/3 vs Phi...on 9/4 was scratched with right shoulder soreness...pinch hit on 9/5...pinch ran on 9/6...pinch ran on 9/7, his last appearance of the year.
- An MRI on 9/6 revealed a tear in the labrum of his right shoulder...had surgery on 9/24...was expected to be ready on or around Opening Day 2020.
- Is the only player in franchise history, and 1 of only 22 players in Major League history, to produce 3 HR in his first 4 Major League apps.
- Produced 3 leadoff HR (5/6 vs SF off Drew Pomeranz, 6/12 at Cle off Zach Plesac, 8/17 vs StL off Miles Mikolas)...Zack Cozart (4 in 2012) and Drew Stubbs (3 in 2009) are the only other Reds rookies with at least 3 leadoff HR in a season.
- His batting average peaked at .285 through 8/2.

2019 MAJOR LEAGUE DEBUTS & AQUINO

Player	Age	G	OPS	HR	RBI	SB
Aristides Aquino, Cin	25	57	.887	* 19	47	7
Nick Senzel, Cin	24	104	.742	^ 12	42	14
Pete Alonso, NYM	24	161	.941	53	120	1
Bryan Reynolds, Pit	24	134	.880	16	68	3
Vlad Guerrero Jr., Tor	20	123	.772	15	69	0
Eloy Jiménez, ChiA	22	122	.828	31	79	0
Mike Yastrzemski, SF	29	107	.852	21	55	2
Cavan Biggio, Tor	24	100	.793	16	48	14
Michael Chavis, Bos	24	95	.766	18	58	2
Yordan Alvarez, Hou	22	87	1.067	27	78	0
Fernando Tatis Jr., SD	20	84	.969	22	53	16
Keston Hiura, Mil	23	84	.938	19	49	9
Austin Riley, Atl	22	80	.750	18	49	0
Bo Bichette, Tor	21	46	.930	11	21	4

Aristides Aquino made his Major League debut in 2018 (1 game)
 * Set MLB records for fewest career G to 14 HR, fewest PA to 15 HR
 ^ First batter in Reds history with 3 HR in his first 4 career games

- On 5/3 was promoted from Louisville and that night vs SF made his Major League debut, started in CF and batted second in the order (1-5, 2bb, 1r).
- Recorded his first career hit in his Major League debut (single off Tony Watson), his first HR in his second appearance (solo off Dereck Rodríguez), his first stolen base in his third game and both his first career leadoff HR (off Drew Pomeranz) & first career 2-homer game in his fourth appearance.
- On 5/4 vs SF, in the fifth inning homered behind Derek Dietrich as the second of back-to-back HR off Dereck Rodríguez... became the first Reds batter to homer in his first or second career appearance since Drew Stubbs did it in his second game on 8/20/09 vs SF, also at GABP.
- In the 12-4 win on 5/6 produced his first career leadoff HR (Drew Pomeranz) and his first career multi-homer game (both off Pomeranz).
- Reached base safely in each of his first 16 apps at Great American Ball Park, a streak snapped on 6/2 vs Wsh (20-68, .294, 4hr, 7rbi, .364obp)...was the longest such home streak by a Reds player to start his career since Drew Stubbs reached base safely in each his first 25 apps at GABP spanning the 2009 and 2010 seasons.
- From 5/3, the date of his promotion, through 6/8 started in CF in 32 consecutive games and played every inning...that 32-game streak of consecutive starts was the longest by any Reds player this season and was snapped on 6/9 at Phi, but in the seventh inning of that 4-3 win he pinch hit, singled and then scored the go-ahead run before playing the last 3 innings in CF.
- In the 10-2 win on 5/26 at Cubs had 3 hits and 4 runs scored...became the first Reds batter since at least 1908 to score 4 runs in a game within his first 21 career apps and the first Reds leadoff hitter with 4 runs in a game since Billy Hamilton did it on 5/5/17 vs SF.
- In the 17-9 win on 7/13 at Coors Field produced a career-high 4 hits, including a double and 2 triples, and fell a home run shy of the cycle.
- Went hitless on 6/2 vs Wsh, snapping his season-high 9-game hitting streak (14-41, .341, 5 2b, 1hr, 5rbi, .378obp) and a 20-game on-base streak that tied Joey Votto's for the longest by a Reds hitter in 2019 (26-86, .302, 6 2b, 2 3b, 1hr, 8rbi, 4sb, .358obp).
- In the eighth and ninth innings of the 12-5 loss on 8/8 vs Cubs, as a part of a double switch made his only Major League appearance at 2B.
- On 9/1/night at STL snapped a season-high 0-for-17 skid (8/28-9/1) with a solo HR off Daniel Ponce De Leon.
- Was 1 of 5 Reds players to make his Major League debut (IF/OF Josh VanMeter, OF Brian O'Grady, RHP Jimmy Herget, RHP Joel Kuhnel).
- Was the fourth of 4 first-round/supplemental first-round draft picks to play CF for the Reds in 2019 (Jesse Winker, Michael Lorenzen, Phillip Ervin).
- Began the season on Louisville's injured list with a right ankle sprain suffered on 3/25 during a spring training game in Goodyear...came off the IL on 4/23 and made 8 apps for the Bats before he was promoted on 5/3.
- Participated in his second straight Major League spring training camp as a non-roster invitee...in 12 spring training apps for the Reds hit .308 (6 2b, 3rbi, 4sb)...was reassigned to minor league camp on 3/22, just 2 days before the Reds broke camp.
- Entered the season rated 10th on *Baseball America's* Top 100 Prospects list.

MULTI-HOMER GAMES (1)

Date	Pitchers
5/6/19 vs SF	Drew Pomeranz 2

LEADOFF HOME RUNS (3)

Date	Pitcher
8/17/19 vs StL	Miles Mikolas
6/12/19 at Cle	Zach Plesac
5/6/19 vs SF	Drew Pomeranz
Joined Zack Cozart (4 in 2012) and Drew Stubbs (3 in 2009) as the only Reds rookies with at least 3 leadoff HR in a season.	

MINOR LEAGUES

2018: On 6/28 had season-ending surgery to reduce a fracture in his right index finger...on 10/16 had arthroscopic surgery to clean out bone spurs in his left elbow...prior to that elbow surgery played LF and CF during the Reds' instructional league games...suffered the finger injury on 6/22 while playing for Class AAA Louisville...when injured ranked fifth in the International League in hitting and finished his season with an active 11-game hitting streak (22-50, .440)...from 5/8-5/28 also was disabled with symptoms of vertigo...for the Bats played 2B (28g), 3B (14g) and SS (1g)...on 4/30 vs Columbus hit an inside-the-park home run...was the organization's Player of the Month for June (19g, .387, 8 2b, 3hr, 16rbi, 3sb, .434obp, .613slg, 1.047ops)...following the season was rated by *Baseball America* the best player in the organization, the International League's best defensive second baseman and the IL's sixth-best prospect overall...entered the season rated by *Baseball America* and MLB.com the best prospect in the organization...was a non-roster invitee to 2018 Major League spring training camp, his first...**2017:** In 119 apps at Class A Daytona and Class AA Pensacola combined to hit .321 with 40 doubles, 3 triples, 14 HR, 65 RBI and 14 stolen bases...received the Sheldon "Chief" Bender Award as the organization's Minor League Player of the Year, was a *Baseball America* All-Star, Southern League Player of the Week for 8/7-8/13 (5g, .522, 4hr, 9rbi, 1.690ops) and participated in both the Florida State League All-Star Game and SiriusXM All-Star Futures Game...was the organization's Player of the Month for August (.359, 4 2b, 6hr, 16rbi, 4sb, 1.092ops)...following the season was rated by *Baseball America* the second-best prospect in the Southern League and fourth-best prospect in the Florida State League...also was rated the FSL's best batting prospect and best defensive third baseman...among all

Reds minor leaguers was rated best hitter for average and infielder with the best arm...among all Reds minor leaguers ranked second in hitting (.321) and fourth in RBI (65)...**2016:** Following the season was rated by *Baseball America* the top prospect in the Midwest League and by MiLB.com the top prospect in the organization and 43rd-best prospect overall...was an MiLB.com Organization All-Star...made his professional debut on 6/17 for Billings vs Missoula and went 2-for-3 with a run scored, 2 RBI and a stolen base...was hit by a pitch in his first plate appearance...at Class A Dayton, his .567 slugging percentage and ratio of extra-base hits per game (.57) were the highest marks in franchise history for a player with at least 50 apps.

SINGLE-SEASON CAREER HIGH STREAKS
Hitting Streak: 9g, 5/24-6/1, 2019; **Hitless Streak:** 17ab, 8/28-9/1/night, 2019

PERSONAL: Played at the University of Tennessee, where he majored in psychology...was a semifinalist for the 2016 Golden Spikes Award, an award given annually to the best amateur baseball player in the country... in 2015 was named the Cape Cod League's Most Valuable Player, the league's best professional prospect and Summer Collegiate Baseball Player of the Year...follow on Twitter @LilSenzii.

SENZEL'S CAREER TRANSACTIONS

- Was selected by the Reds in the first round (2nd overall) of the June 2016 first-year player draft. Was signed by Brad Meador.
- On Pensacola's disabled list with symptoms of vertigo, September 3-remainder of the season, 2017.
- On Louisville's disabled list with symptoms of vertigo, May 8-28, 2018.
- On Louisville's disabled list with a fractured right index finger, June 24-remainder of the season, 2018.
- On Louisville's disabled list with a right ankle sprain, April 3-22, 2019.

CAREER FIELDING									
Pos.	Pct.	G	PO	A	E	TC	DP	PB	
2B	1.000	* 1	0	1	0	1	0	-	
CF	.978	96	177	4	4	185	1	-	
* Only appearance at 2B on 8/8/19 vs Cnc (8th & 9th innings, 12-5 loss)									

Career Hitting

Yr	Club	AVG	G	AB	R	H	2B	3B	HR	RBI	SH	SF	HB	BB	SO	SB	CS	OBP	SLG	E
16	Billings - R	.152	10	33	3	5	1	0	0	4	0	1	1	6	5	3	0	.293	.182	0
	Dayton - A	.329	58	210	38	69	23	3	7	36	1	4	2	32	49	15	7	.415	.567	8
17	Daytona - A	.305	62	246	41	75	26	2	4	31	0	0	3	23	54	9	2	.371	.476	10
	Pensacola - AA	.340	57	209	40	71	14	1	10	34	0	0	0	26	43	5	4	.413	.560	4
18	Louisville - AAA	.310	44	171	23	53	12	2	6	25	0	2	1	19	39	8	2	.378	.509	2
19	Louisville - AAA	.257	8	35	7	9	1	0	1	2	0	0	0	3	13	0	0	.316	.371	0
	Cincinnati	.256	104	375	55	96	20	4	12	42	0	1	3	30	101	14	5	.315	.427	4
Major Totals		.256	104	375	55	96	20	4	12	42	0	1	3	30	101	14	5	.315	.427	4
Minor Totals		.312	239	904	152	282	77	8	28	132	1	7	7	109	203	40	15	.388	.508	24

SHELDON "CHIEF" BENDER AWARD - REDS MINOR LEAGUE PLAYER OF THE YEAR					
2019	Aristides Aquino, OF	2012	Billy Hamilton, SS	2005	Chris Denorfia, OF
2018	Ibandel Isabel, IF/OF	2011	Billy Hamilton, SS	2004	Richie Gardner, RHP
2017	Nick Senzel, 3B	2010	Devin Mesoraco, C	2003	Stephen Smitherman, OF
2016	Aristides Aquino, OF	2009	Chris Heisey, OF	2002	Brandon Larson, 3B
2015	Tyler Mahle, RHP	2008	Chris Valaika, SS	2001	Adam Dunn, OF
2014	Ben Lively, RHP	2007	Jay Bruce, OF	2000	Austin Kearns, OF
2013	Seth Mejias-Brean, 3B	2006	Homer Bailey, RHP		



JUSTIN SHAFER

RHP
51

Age: 27 Ht.: 6-2 Wt.: 205 Bats: R Throws: R ML Service: 0.131

Born: 9/18/92 Birthplace: Lake Wales, FL Resides: Lake Wales, FL

Acquired: From the Toronto Blue Jays for cash, November 25, 2019.

Contract: Signed through the 2020 season and under team control through 2025.

CAREER HIGHLIGHTS

- In 2019, while pitching for Class AAA Buffalo was a mid-season International League All-Star.
- Made his Major League debut with a scoreless fifth inning in the 10-2 Blue Jays loss on 8/19/18 at NYY...faced 6 batters but left the bases loaded...recorded his first career strikeout (Gleyber Torres).
- Earned his only Major League save in a 4-1 Blue Jays win on 7/31/19 at KC.
- Following the 2015 and 2016 seasons pitched in the prestigious Arizona Fall League.

SINGLE-SEASON CAREER HIGH STREAKS
Scoreless Streak By Game: 8g, 7/26-8/9, 2019;
Scoreless Streak By Inning: 10.0, 6/16-7/22, 2019; **Winning Streak:** 2g, 7/16-9/10, 2019;
Losing Streak: None

2019 SEASON

- At Class AAA Buffalo was a mid-season International League All-Star.
- Was a non-roster invitee to the Blue Jays' Major League spring training camp.
- Made 34 relief apps during 5 stints with the Blue Jays (5/28-6/2, 6/13-6/16, 6/18-6/20, 7/7-8/24, 9/5-remainder of the season).
- Entered the season with 6 Major League apps, all in relief for the Blue Jays in 2018.
- Earned his first Major League save in a 4-1 Blue Jays win on 7/31 at KC.
- Produced scoreless streaks of 10.0 innings (8g, 6/16-7/22) and 8 games (7.2ip, 7/26-8/9), both career highs.
- On 11/20 was designated for assignment...5 days later was claimed off waivers by the Reds.

PERSONAL: Attended Lake Wales (FL) High School...went to the University of Florida.

SHAFER'S CAREER TRANSACTIONS

- Was selected by the Blue Jays in the eighth round of the June 2014 first-year player draft.
- Was acquired by the Reds for cash, November 25, 2019.

Career Pitching

Yr	Club	W-L	ERA	G	GS	CG	SHO	SV	IP	H	R	ER	HR	BB	SO	WP	BK
14	Vancouver - A	1-3	5.16	11	2	0	0	1	22.2	26	15	13	1	7	23	2	0
15	Lansing - A	7-4	2.96	16	7	0	0	0	73.0	61	28	24	3	22	42	4	2
	Dunedin - A	1-5	8.06	12	5	0	0	2	22.1	34	26	20	2	10	11	1	0
16	Dunedin - A	4-6	5.23	23	20	0	0	0	115.1	129	71	67	9	42	62	3	0
17	Dunedin - A	0-0	0.00	5	0	0	0	0	9.1	7	0	0	0	2	13	0	0
	New Hampshire - AA	5-2	3.41	37	0	0	0	1	58.0	45	23	22	6	26	48	3	0
	Buffalo - AAA	0-0	2.25	2	0	0	0	0	4.0	3	1	1	0	1	4	0	0
18	New Hampshire - AA	2-2	0.52	13	0	0	0	1	17.1	12	3	1	1	5	17	0	0
	Buffalo - AAA	3-3	1.41	34	0	0	0	15	38.1	27	10	6	0	16	32	3	0
	Toronto	0-0	3.24	6	0	0	0	0	8.1	6	4	3	1	7	2	0	0
19	Buffalo - AAA	0-2	3.52	24	0	0	0	7	30.2	29	14	12	3	8	35	3	0
	Toronto	2-1	3.86	34	0	0	0	1	39.2	41	19	17	6	25	39	1	0
	Major Totals	2-1	3.75	40	0	0	0	* 1	48.0	47	23	20	7	32	41	1	0
	Minor Totals	23-27	3.82	177	34	0	0	27	391.0	373	191	166	25	139	287	19	2

* Only Major League save on 7/31/19 at KC (4-1 win)



LUCAS SIMS

@LSims_

RHP

39

Age: 25 **Ht.:** 6-2 **Wt.:** 225 **Bats:** R **Throws:** R **ML Service:** 1.014

Born: 5/10/94 **Birthplace:** Lawrenceville, GA **Resides:** Lawrenceville, GA

Acquired: From the Braves, along with RHP Matt Wisler and OF Preston Tucker, for OF Adam Duvall, July 30, 2018.

Contract: Signed through the 2020 season and under team control through 2024.

CAREER HIGHLIGHTS

- Was selected by the Braves in the first round (21st overall) of the 2012 first-year player draft.
- In 2019 was an International League All-Star and IL Pitcher of the Week for 7/1-7/7.
- In 2017 was an International League All-Star.
- In 2015 was an Arizona Fall League Rising Star...started for the West squad in the AFL All-Star Game.
- In 2013 was an MiLB.com Braves Organization All-Star.
- Was International League Pitcher of the Week for 4/17-4/23, 2017 & 7/2-7/8, 2018 and Southern League Pitcher of the Week for 8/18-8/24, 2015.
- Entered the 2014 season rated by *Baseball America* the Braves' top overall prospect and their minor league pitcher with the best curve ball.
- Was the Braves' 2012 Minor League Pitcher of the Year...led all Braves farmhands with 12 wins.
- In 2012, following his first professional season, his curveball was rated by *Baseball America* the best in the Braves organization and the best secondary pitch of any pitcher in his draft class...through the 2016 season his curveball continued to be rated the best among all Braves minor leaguers.

SINGLE-SEASON CAREER HIGH STREAKS

Scoreless Streak By Game: 5g, 8/6-8/19, 2019; **Scoreless Streak By Inning:** 11.0, 8/17-8/28, 2017; **Winning Streak:** 2g, 8/17-8/22, 2017; **Losing Streak:** 3g, 8/1-8/12, 2017

2019 SEASON

- Was an International League All-Star and IL Pitcher of the Week for 7/1-7/7.
- Ranked T17th in the International League in strikeouts.
- Went 1-1, 6.48 in 4 starts and 1-0, 3.42 in 20 relief apps during 2 stints with the Reds.
- Made 3 starts and all 20 of his relief apps after he was promoted just following the All-Star break...was 1 of 7 roster moves that day (7/18).
- Made his first start the day after a day/night doubleheader...made his second start in place of injured RHP Tyler Mahle (left hamstring strain)...made his third start in place of injured LHP Alex Wood (low back soreness)...made his fourth start in place of RHP Trevor Bauer (illness).
- While pitching in relief, 10 times threw more than 1.0 inning, 4 times threw 2.0 innings and on 7/30 vs Pit threw a season-high 2.2 innings out of the bullpen.
- Retired the first batter in 13 of his 20 relief apps and stranded 9 of 13 inherited runners.
- Made his first appearance for the Reds in an 11-6 win on 5/28 vs Pit...in the club's 55th game of the season became only the sixth different Reds starting pitcher...was the latest in a season the Reds used a sixth starting pitcher since 2012, when in that year's 121st game (on 8/18), RHP Todd Redmond started the night game of a DH vs the Cubs...in that 2012 NL Central Division championship season, Homer Bailey (33), Johnny Cueto (33), Mat Latos (33), Bronson Arroyo (32) and Mike Leake (30) made 161 of the team's 162 starts...was optioned back to Louisville following the next afternoon's game and pitched for the Bats until his second promotion on 7/18.
- In the 11-6 win on 5/8 vs Pit threw 7.1 innings with 9 strikeouts, both career highs...was the longest outing by a Reds pitcher until Sonny Gray threw 8.0 innings on 7/3 in the club's 84th game...took a 3-hit shutout into the eighth inning before Kevin Newman hit Sims' 100th and final pitch for a grand slam, the first homer of Newman's career.

2018: On 7/30 was acquired from the Braves, along with RHP Matt Wisler and OF Preston Tucker, for LF Adam Duvall...the next day was optioned to Louisville, where he made 5 starts before he was promoted to the Reds as a September callup...made all 3 of his apps for the Reds in relief before he became hampered by a right teres major strain...for the Reds, appeared in games on 9/2 at StL, 9/5 at Pit and 9/9 vs SD...didn't pitch again after 9/9...on 9/1 was promoted from Louisville, along with IF Blake Trahan (TRUH-haw)...on 9/2 at StL became the 32nd pitcher to appear for the Reds, tying the 2016 franchise record for pitchers in a season.

2017: In his Major League debut made 10 starts and 4 relief apps for the Braves...began the season at Class AAA Gwinnett and despite an 8/1 promotion led the staff in starts, innings pitched and strikeouts...was promoted on 8/1 and with the exception of the 4 relief apps from 9/7-9/16 finished the season in the Braves' starting rotation...made his Major League debut in a 3-2 loss to the Dodgers on 8/1 (6ip, 6h, 3er, 0bb, 3k, 1hr)...became the fifth starter in Atlanta history to record at least 6.0 innings without issuing a walk in his first career appearance...IF Ozzie Albies also made his Major League debut on 8/1 vs LAD...they became the first pair of Braves teammates to start in the same lineup in their debuts since RHP Al Santorini and C Walt Hriniaik made their first career apps together on 9/10/68 vs SF...after losing his first 3 starts earned his first career victory in his fourth appearance, a 10-4 win at Coors Field on 8/17.

PERSONAL: Attended Brookwood High School in Snellville, Georgia...as a senior in 2012 was named Georgia Region 8 AAAAA Pitcher of the Year after finishing 8-1 with a 1.19 ERA and leading Brookwood to the state championship game...before signing with the Braves was committed to attending Clemson University.

SIMS' CAREER TRANSACTIONS

- Was selected by the Braves in the first round (21st overall) of the June 2012 first-year player draft. Was signed by Brian Bridges.
- On Carolina's disabled list, May 14-July 2, 2015; included a rehabilitation assignment at GCL Braves, June 25-July 2.
- Was acquired by the Reds, along with RHP Matt Wisler and OF Preston Tucker, for LF Adam Duvall, July 30, 2018.

Career Pitching

Yr	Club	W-L	ERA	G	GS	CG	SHO	SV	IP	H	R	ER	HR	BB	SO	WP	BK
12	Danville - R	2-4	4.33	8	8	0	0	0	27.0	26	14	13	2	12	29	1	0
	Braves - R	0-0	1.29	3	3	0	0	0	7.0	2	2	1	1	1	10	0	0
13	Rome - A	12-4	2.62	28	18	1	0	0	116.2	83	44	34	3	46	134	14	0
14	Lynchburg - A	8-11	4.19	28	28	0	0	0	156.2	146	81	73	12	57	107	15	1
15	Mississippi - AA	4-2	3.21	9	9	0	0	0	47.2	29	18	17	1	29	56	2	0
	Carolina - A	3-4	5.18	9	9	1	0	0	40.0	39	27	23	2	23	37	8	2
	#Braves - R	0-0	9.00	2	2	0	0	0	5.0	7	7	5	0	2	7	0	0
16	Gwinnett - AAA	2-6	7.56	11	10	0	0	0	50.0	56	44	42	12	37	58	9	0
	Mississippi - AA	5-5	2.67	17	17	0	0	0	91.0	64	34	27	3	55	101	5	1
17	Atlanta	3-6	5.62	14	10	0	0	0	57.2	64	37	36	9	23	44	0	0
	Gwinnett - AAA	7-4	3.75	20	19	0	0	0	115.1	95	49	48	19	36	132	5	1
18	Gwinnett - AAA	4-3	2.84	15	14	0	0	0	73.0	66	29	23	6	34	83	3	0
	Atlanta	0-0	7.84	6	0	0	0	0	10.1	12	9	9	2	8	10	0	0
	Louisville - AAA	0-2	3.81	5	5	0	0	0	28.1	20	14	12	5	5	32	1	0
	Cincinnati	0-0	6.75	3	0	0	0	0	5.1	3	4	4	1	5	6	0	0
19	Louisville - AAA	5-0	4.56	16	16	0	0	0	79.0	69	43	40	9	36	102	1	0
	Cincinnati	2-1	4.60	24	4	0	0	0	43.0	31	22	22	8	19	57	1	0
	Major Totals	5-7	5.49	47	14	0	0	0	116.1	110	72	71	20	55	117	1	0
	Reds Totals	2-1	4.84	27	4	0	0	0	48.1	34	26	26	9	24	63	0	0
	Minor Totals	52-45	3.85	171	158	2	0	0	836.2	702	406	358	75	373	888	64	5

Injury rehab

Career Hitting

Yr	Club	AVG	G	AB	R	H	2B	3B	HR	RBI	SH	SF	HB	BB	SO	SB	CS	OBP	SLG	E
17	Atlanta	.067	14	15	1	1	0	0	0	0	3	0	0	0	8	0	0	.067	.067	2
18	Atlanta	.000	6	1	0	0	0	0	0	0	0	0	0	0	0	0	0	.000	.000	0
	Cincinnati	.000	3	1	0	0	0	0	0	0	0	0	0	0	1	0	0	.000	.000	0
19	Cincinnati	.125	24	8	0	1	0	0	0	0	0	0	0	5	0	0	0	.125	.125	0
	Career Totals	.080	47	25	1	2	0	0	0	0	3	0	0	14	0	0	0	.080	.080	2

Only career hits on 9/25/17 for Atl at NYM (single off Chris Flexen) & 9/16/19 for Cin at Chc (single off Cole Hamels)



JOSH SMITH

@IamSmitty26

LHP

68

Age: 30 **Ht.:** 6-3 **Wt.:** 200 **Bats:** L **Throws:** L **ML Service:** 0.041

Born: 10/11/89 **Birthplace:** Kansas City, MO **Resides:** Pleasant Hill, MO

Acquired: Was claimed off waivers from the Marlins, October 16, 2019.

Contract: Signed through the 2020 season and under team control through 2025.

CAREER HIGHLIGHTS

- In 2014 was a Florida State League All-Star.
- In 2014 led the Florida State League in opponents' BA (.191).

SINGLE-SEASON CAREER HIGH STREAKS

Scoreless Streak By Game: 2g (3x), Last: 9/27-9/28, 2019;
Scoreless Streak By Inning: 2.1, 8/13-9/18, 2019; **Winning Streak:** None; **Losing Streak:** None

2019 SEASON

- Began the season with Class AAA Columbus but in his Major League debut made 14 relief apps for the Indians and Marlins.
- Made all 8 of his apps for the Indians over 4 separate stints from 5/25-8/13.
- On 9/13 was designated for assignment and the next day was claimed off waivers by Mia...joined the Marlins on 9/16 and spent the rest of the season there.
- Made his Major League debut in a 6-2 Indians loss on 5/25 vs TB (1.2ip, 3h, 0r, 0bb, 3k).
- On 10/16 was claimed off waivers by the Reds.

PERSONAL: Josh D. Smith graduated from Pleasant Hill (MO) High School, where he also played football and basketball...was All-State in baseball as a pitcher and outfielder...from 2009-2012 played baseball for 4 seasons at Wichita State University.

SMITH'S CAREER TRANSACTIONS

- Was selected by the Brewers in the 26th round of the June 2011 first-year player draft. Did not sign.
- Was selected by the Pirates in the 25th round of the June 2012 first-year player draft.
- On West Virginia's disabled list with a left hand fracture, May 24-remainder of the season, 2013.
- Was selected by the Red Sox in the Class AAA Phase of Major League Baseball's Rule 5 Draft, December 8, 2016.
- Was signed by the Indians to a minor league contract, December 4, 2018.
- Was claimed off waivers by the Marlins, September 14, 2019.
- Was claimed off waivers by the Reds, October 16, 2019.

Career Pitching

Yr	Club	W-L	ERA	G	GS	CG	SHO	SV	IP	H	R	ER	HR	BB	SO	WP	BK
12	State College - A	2-1	3.68	21	0	0	0	0	29.1	31	17	12	0	11	23	7	0
13	West Virginia - A	1-1	6.75	13	0	0	0	1	24.0	30	19	18	1	10	17	1	1
	GCL Pirates - R	1-0	0.00	1	0	0	0	0	1.0	1	0	0	0	1	1	0	0
14	Bradenton - A	4-2	1.93	35	0	0	0	8	56.0	38	13	12	1	25	51	3	1
15	Altoona - AA	1-4	5.29	34	0	0	0	0	47.2	42	29	28	3	34	31	2	0
16	Altoona - AA	2-2	6.44	42	0	0	0	2	57.1	61	44	41	8	30	61	5	0
	Indianapolis - AAA	0-2	7.36	7	0	0	0	0	7.1	13	9	6	1	4	7	0	0
17	Portland - AA	5-1	3.26	33	0	0	0	1	66.1	61	27	24	5	34	75	5	0
	Pawtucket - AAA	0-0	0.00	2	0	0	0	1	5.1	1	0	0	0	3	3	1	0
18	Pawtucket - AAA	9-5	3.01	28	14	0	0	0	98.2	85	35	33	4	43	97	1	0
	Portland - AA	0-0	5.79	2	0	0	0	0	4.2	7	6	3	0	1	6	0	0
19	Columbus - AAA	8-1	2.73	41	0	0	0	6	52.2	32	17	16	7	24	74	5	0
	Cleveland	0-0	5.40	8	0	0	0	0	8.1	8	5	5	0	8	12	0	0
	Miami	0-0	8.31	6	0	0	0	0	4.1	3	4	4	0	3	2	0	0
Major Totals		0-0	6.39	14	0	0	0	0	12.2	11	9	9	0	11	14	0	0
AL Totals		0-0	5.40	8	0	0	0	0	8.1	8	5	5	0	8	12	0	0
NL Totals		0-0	8.31	6	0	0	0	0	4.1	3	4	4	0	3	2	0	0
Minor Totals		33-19	3.86	259	14	0	0	19	450.1	402	216	193	30	220	446	30	2

In 2014 led Florida State League relievers in opponents' BA (.191)



ROBERT

@robsteev44

RHP

STEPHENSON 55

Age: 27 Ht.: 6-3 Wt.: 205 Bats: R Throws: R ML Service: 2.049

Born: 2/24/93 Birthplace: Martinez, CA Resides: Martinez, CA

Acquired: Was selected in the first round (27th overall) of the June 2011 first-year player draft. Was signed by Rich Bordi.

Contract: Signed through the 2020 season and under team control through 2023.

2020 REDS

CAREER HIGHLIGHTS

- The 2011 first-round draft pick for 3 consecutive years, from 2014-2016, was rated by *Baseball America* the top prospect in the organization.
- Was on the Reds' Opening Day roster in 2016, 2017 and 2019.
- In 2018 was an MiLB.com Organization All-Star after leading all Reds minor leaguers in ERA while ranking second in wins and third in strikeouts...was International League Pitcher of the Week for 7/23-7/29.
- In 2015 led the organization in strikeouts, was International League Pitcher of the Week for 7/27-8/2 and following the season was rated the best pitching prospect in the IL.
- In 2014 was a Southern League All-Star, was on the U.S. roster for the Sirius XM All-Star Futures Game at Min's Target Field and following the season was rated by *Baseball America* the best pitching prospect in the Southern League and the league's pitcher with the best fastball.
- In 2013 was the organization's Minor League Pitcher of the Year, a Midwest League All-Star and the Reds' Minor League Pitcher of the Month for May.
- In 2014 and 2015 attended Major League spring training camp as a non-roster invitee.

SINGLE-SEASON CAREER HIGH STREAKS

Scoreless Streak By Game: 13g, 8/3-9/4, 2019; **Scoreless Streak By Inning:** 12.0, 7/30-9/4, 2019; **Winning Streak:** 4g, 8/19-9/5, 2017; **Losing Streak:** 4g, 4/21-7/27, 2017

2019 SEASON

- Spent the entire season on the Reds' roster.
- In his last 24 apps beginning 7/26 posted an ERA of 1.38 (26ip, 12h, 4er, 7bb, 28k, 3hr, .136baa), dropping his ERA from a season-high 5.35 to its final 3.76.
- With a minimum of 26 innings pitched and beginning 7/26 through the end of the season, his 1.38 ERA was the best in the National League among relievers, tied for second-best among all Major League relievers (Min's Trevor May, 1.33 & Bos' Brandon Workman, 1.38) and second-best of any pitcher in the National League (StL's Jack Flaherty, 0.92).
- Beginning 8/3, shut out the opponent in 18 of his last 21 apps (1.35era, 20ip, 3er).
- From 5/31-6/15 was on the 10-day injured list with a cervical strain...posted ERAs of 3.96 in 21 apps prior to the injury and 3.63 in 36 apps after he came off the IL.
- 14 times threw more than 1.0 inning, 8 times threw 2.0 innings and on 7/26 vs Col threw a season-high 3.0 innings that tied his career high in relief.
- 11 times threw on consecutive days...never in his career pitched on 3 straight days.
- Retired the first batter in 45 of his 57 apps and stranded 11 of 15 inherited runners.
- From 4/2-4/15 retired 17 consecutive batters, a streak snapped by Manny Machado's RBI-double in the sixth inning on 4/18 at SD's Petco Park.
- In the eighth inning of the 11-inning, 4-3 win on 9/5 vs Phi allowed a leadoff HR to J.T. Realmuto that snapped career-high scoreless streaks of 13 apps (8/3-9/4) and 12.0 innings (7/30-9/4)...also in that game recorded the 200th strikeout of his career (Rhys Hoskins).

2018: Was an MiLB.com Organization All-Star...led all Reds minor leaguers in ERA while ranking second in wins and third in strikeouts...ranked among the International League pitching leaders in opponents' BA (1st, .184), ERA (6th), wins (3rd), strikeouts (2nd), walks (4th), WHIP (3rd, 1.16), highest strikeouts per 9 innings ratio (2nd, 10.75) and fewest baserunners per 9 innings ratio (2nd, 10.75)...made all 20 of his starts for Louisville before he was promoted to the Reds on 8/8, when he started that afternoon's 8-0 loss vs the Mets...filled that day's spot in the rotation vacated by RHP Anthony DeSclafani, whose previous start was pushed back a day following a weather postponement on 8/3 at Wsh...made 3 starts and 1 relief appearance

for the Reds before he was disabled on 8/30 with right shoulder tendinitis...didn't pitch again the rest of the season...made his first 3 apps for the Reds as a starter (0-2, 7.59) and his final appearance of the season in relief in the 9-0 loss on 8/26 at Cubs (1ip, 3h, 3er, 0bb, 1k, 1hr)...prior to his promotion on 8/8, in his last 7 starts for the Bats went 6-0, 1.23 (44ip, 6er)...finished his stint there with 5 consecutive quality starts, the longest such streak by a Bats pitcher since he did it from 6/26-7/23, 2016...on 7/30 was named International League Pitcher of the Week (2gs, 1-0, 1.29)...in the 3-0 win on 7/24/g1 vs Buffalo (7ip, 2h, 2bb, 3k, 87pch) became the first Bats righthander to throw a shutout since RHP Homer Bailey did it on 5/2/2009/g1, also vs Buffalo...on 8/3 at Columbus recorded 13 strikeouts.

2017: Among National League rookies ranked sixth in opponents' batting average (.256), ninth in strikeouts and 10th in ERA...in his second Major League season made 11 starts (5-4, 3.41) and 14 relief apps (0-2-1, 7.43) during 2 stints with the Reds...in his first stint, made all 13 apps in relief (0-2, 8.03)...after 6 weeks in Louisville rejoined the Reds on 7/22 and made 11 of his last 12 apps as a starter (12g, 5-4, 3.30)...during his second stint with the Reds was disabled with a bruised right shoulder (8/6-8/12)...suffered that injury in a start on 8/2 at Pit, when in the sixth inning he dove for a Starling Marte popped up bunt single...came off the disabled list on 8/13...in that afternoon's 7-4 loss at Mil threw 2.0 hitless innings in relief, then beginning 8/19 finished the season with 8 consecutive starts during which he went 5-2, 2.74 with 4 quality starts...overall, after he came off the disabled list on 8/13 finished the season 5-2, 2.62 in the 8 starts and 1 relief appearance...from 8/19-9/5 went 4-0, 2.38 to become the first Reds rookie pitcher to win 4 consecutive starts while allowing 2 runs or fewer in each since Tim Lincecum did it in 1992...on 8/25 vs Pit struck out his first 6 batters, a modern club record to begin a game...in that 9-5 win recorded a career-high 11 strikeouts, the second-highest total by a Reds pitcher all season (12, Amir Garrett, 4/19 vs Bal)...was 1 of 7 rookies on the Opening Day roster...made his season debut on 4/8 at StL, the final player on the Reds' Opening Day roster to make an appearance...was optioned to Louisville on 5/30, the day after the Reds' 17-2 loss at Tor...entered that game in the third inning with the bases loaded in relief of starter Lisalverto Bonilla and allowed a grand slam to his first batter, Troy Tulowitzki...an inning later allowed a 3-run HR to Justin Smoak...overall allowed 10 hits, 7 runs and 6 earned runs, all career highs...was optioned to Louisville the next day to make room on the roster for RHP Jackson Stephens...in his first 3 apps for Louisville following his 5/30 option, all starts, allowed just 2 hits total (13ip)...became the first Bats pitcher to allow 1 hit or fewer in 3 consecutive starts since their affiliation with the Reds began in 2000...on 4/21 and 4/22 vs Cubs pitched consecutive days for the first time in his career...in the 14-2 win on 5/6 vs SF threw only 32 pitches in 3.0 hitless innings to earn his first professional save...was the first 3-inning save by a Reds pitcher since Alfredo Simon pitched the final 3 innings of the 5-1 win vs Mil on 6/16/13...recorded his only career hit during a relief appearance on 5/12 at SF, singled off Cory Gearrin in the 17th inning of that 3-2 loss...retired the first batter in 10 of his 14 relief apps...stranded 4 of his 7 inherited baserunners...converted his only save opportunity...the Reds went 9-16 in games in which he pitched...entered the season rated by *Baseball America* the fourth-best prospect in the organization and by MLB Pipeline.com the 87th-best prospect in baseball in its preseason Top 100 list.

2016: Spent most of the season at Louisville but in his Major League debut made 8 starts in 3 stints with the Reds...was 1 of 12 Reds players and 10 pitchers to make his Major League debut and 1 of a club-record 32 pitchers overall...Louisville opposing batters hit just .228, fifth-best in the International League...on 3/18 was optioned to Louisville but as the club's final spring training roster move was promoted on Opening Day, when RHP Homer Bailey was disabled...in the 10-6 win on 4/7 vs Phi became the first Reds starting pitcher to win his Major League debut since RHP Sam LeCure on 5/28/10 vs Hou...his first career strikeout victim was Obudel Herrera...after the game was optioned to Louisville...returned to Cin on 4/19, when scheduled starter Alfredo Simon was scratched with right biceps tendinitis, and earned the 4-3 win vs Col...became the first Reds pitcher to throw 7.0 innings in an appearance...became the first Reds pitcher to win his first 2 Major League starts since Larry Luebbers did it in 1993...didn't start again for the Reds until 9/5, when he suffered the 5-0 loss vs NYM...returned to Louisville following his second start on 4/19 and spent the rest of the season with the Bats until he was promoted again on 9/2...made 6 of his 8 starts in September (0-3, 7.56)...following the season was rated by MLB.com the fifth-best prospect in the organization.

MINOR LEAGUES

2015: In 25 starts at Class AA Pensacola and Class AAA Louisville combined to finish 8-11, 3.83 with 1 complete game...led the organization in strikeouts (140)...was the International League's Pitcher of the Week for 7/27-8/2 (2gs, 1-0, 0.64, 14ip, 6h, 1er, 3bb, 15k)...from 8/16-8/26 was on Louisville's disabled list with a strained right forearm...entered the season rated the best prospect in the organization, and his fastball and curveball both were rated the best of any Reds minor leaguer...following the season was rated by managers the best pitching prospect in the International League...was rated by *Baseball America* the 11th-best prospect in the IL and 12th-best prospect in the Southern League...was a non-roster invitee to spring training camp...on 11/19 was added to the 40-man roster...**2014:** In just his third professional season made all 27 apps at Pensacola in his first extended action at Class AA...was a Southern League All-Star...led the SL in walks and strikeouts, tied for the league lead in home runs allowed and led starting pitchers by averaging 8.82 strikeouts per 9 innings...opponents hit just .224, tied for the best mark in the league...established a franchise record for

strikeouts with 140 (136.2ip), third-most among all Reds farmhands...in the Sirius XM All-Star Futures Game in Minneapolis threw a scoreless eighth inning in the U.S. team's 3-2 win (1ip, 1h, 1k)...following the season was rated by *Baseball America* the best pitching prospect and fourth-best prospect overall in the Southern League and the pitcher with the best fastball in the SL...entered the season rated the best prospect in the organization...attended his first Major League spring training camp in just his third professional season...**2013:** Was the organization's Minor League Pitcher of the Year, a Midwest League All-Star and the Reds' Minor League Pitcher of the Month for May...in 22 starts at Class A Dayton and Bakersfield and Class AA Pensacola went 7-7, 2.99...ranked among the organization's minor league leaders in ERA (2nd) and strikeouts (136, 3rd)...in 6 starts in May went 5-0, 1.96 (36.2ip, 46k)...was scheduled to start the Midwest League All-Star Game but was scratched with a hamstring injury...scoreboard speed guns often clocked his fastball at 100 miles per hour...on 5/30 vs South Bend retired the first 17 batters before allowing an infield single with 2 outs in the sixth inning...*Baseball America* ranked both his fastball and curveball the best in the organization...in the Midwest League, was rated the best pitching prospect and pitcher with the best fastball...following the season was ranked the Reds' second-best player under age 25 (LHP Tony Cingrani, 1st)...**2012:** In his first professional season made 15 starts for Rookie Billings and Class A Dayton...combined to finish 3-4, 3.19 (65ip, 72k) while holding opponents to a .222 batting average...following the season was rated by *Baseball America* the second-best prospect in the organization...also was recognized by that publication as having the system's best fastball and best curveball...named the Reds' No. 3 prospect by MLB.com during the season.

PERSONAL: Attended Alhambra High School in Martinez, CA, where in 2011 he opened his senior season with consecutive no-hitters...in 13 apps that year went 7-2, 1.33 (64ip, 29h, 23bb, 132k) and was named the *San Jose Mercury News'* Gatorade California Player of the Year...while at Alhambra High touched 97 miles per hour on the radar gun...held a 4.2 grade point average in high school...follow on Twitter @robsteev44.

STEPHENSON'S CAREER TRANSACTIONS

- Was selected by the Reds in the first round (27th overall) of the June 2011 first-year player draft. Was signed by Rich Bordi.
- On Louisville's disabled list with a strained right forearm, August 16-26, 2015.
- On disabled list with a bruised right shoulder, August 6-12, 2017.
- On disabled list with right shoulder tendinitis, August 30-remainder of the season, 2018.
- On 10-day injured list with a cervical strain, May 31-June 15, 2019.

Career Pitching

Yr	Club	W-L	ERA	G	GS	CG	SHO	SV	IP	H	R	ER	HR	BB	SO	WP	BK
12	Billings - R	1-0	2.05	7	7	0	0	0	30.2	22	11	7	2	8	37	7	0
	Dayton - A	2-4	4.19	8	8	0	0	0	34.1	32	23	16	4	15	35	5	2
13	Dayton - A	5-3	2.57	14	14	0	0	0	77.0	56	30	22	5	20	96	10	2
	Bakersfield - A	2-2	3.05	4	4	0	0	0	20.2	19	9	7	3	2	22	1	0
	Pensacola - AA	0-2	4.86	4	4	0	0	0	16.2	17	10	9	2	13	18	1	0
14	Pensacola - AA	7-10	4.74	27	26	0	0	0	136.2	114	81	72	*18	*74	*140	9	0
15	Pensacola - AA	4-7	3.68	14	14	1	0	0	78.1	53	36	32	8	43	89	5	0
	Louisville - AAA	4-4	4.04	11	11	0	0	0	55.2	51	25	25	2	27	51	5	0
16	Cincinnati	2-3	6.08	8	8	0	0	0	37.0	41	26	25	9	19	31	2	1
	Louisville - AAA	8-9	4.41	24	24	1	0	0	136.2	115	72	67	17	71	120	5	0
17	Cincinnati	5-6	4.68	25	11	0	0	1	84.2	81	52	44	12	53	86	5	2
	Louisville - AAA	1-2	3.79	8	7	0	0	0	40.1	27	17	17	8	13	45	2	0
18	Louisville - AAA	11-6	2.87	20	20	1	1	0	113.0	74	41	36	12	57	135	8	1
	Cincinnati	0-2	9.26	4	3	0	0	0	11.2	17	12	12	2	12	11	2	1
19	Cincinnati	3-2	3.76	57	0	0	0	0	64.2	43	30	27	9	24	81	3	0
	#Louisville - AAA	0-1	4.50	2	0	0	0	0	2.0	3	1	1	0	1	3	1	1
	Major Totals	10-13	4.91	94	22	0	0	1	198.0	182	120	108	32	108	209	12	4
	Minor Totals	45-50	3.77	143	139	3	1	0	742.0	583	356	311	81	344	791	59	6

Injury rehab, * Led Southern League, ^ In 2018 led International League in opponents' batting average (.184) and led Reds minor leaguers in ERA

Career Hitting

Yr	Club	AVG	G	AB	R	H	2B	3B	HR	RBI	SH	SF	HB	BB	SO	SB	CS	OBP	SLG	E
16	Cincinnati	.000	8	10	0	0	0	0	0	0	3	0	0	0	5	0	0	.000	.000	0
17	Cincinnati	.043	26	23	1	* 1	0	0	0	0	2	0	0	15	0	0	.043	.043	3	
18	Cincinnati	.000	4	2	0	0	0	0	0	0	0	0	0	1	1	0	0	.333	.000	0
19	Cincinnati	.000	57	1	0	0	0	0	0	0	0	0	0	1	0	0	.000	.000	4	
	Career Totals	.028	95	36	1	1	0	0	0	0	5	0	0	1	22	0	0	.054	.028	7

* Only career hit on 5/12/17 at SF (single off Cory Gearrin in the 17th inning, 3-2 loss)



TYLER

@Tyler_Step22

C

STEPHENSON 71

Age: 23 Ht.: 6-4 Wt.: 225 Bats: R Throws: R ML Service: 0.000

Born: 8/16/96 Birthplace: Atlanta, GA Resides: Kennesaw, GA

Acquired: Was selected by the Reds in the first round (11th overall) of the 2015 first-year player draft. Was signed by John Poloni.

Contract: Signed through the 2020 season and under team control through 2025.

CAREER HIGHLIGHTS

- Was selected by the Reds in the first round (11th overall) of the June 2015 first-year player draft...was the first catcher taken in the draft and was rated by both *Baseball America* and MLB.com that year's best player at that position.
- Entered the 2020 season rated by *Baseball America* the fourth-best prospect in the organization and by MLB.com the seventh-best.
- Entered the 2020 season rated by *Baseball America* the organization's best minor league hitter for batting average.
- In 2019 was voted the best defensive catcher in the Southern League.
- Following the 2019 season played for Glendale in the prestigious Arizona Fall League and earned a spot on the Fall Stars Game post-season roster... was an AFL Rising Star and recipient of the Dernel Stenson Award, named after the former Reds minor leaguer who died during the 2003 AFL season, for his unselfishness, hard work and leadership.
- In 2018 was a Florida State League All-Star...led FSL catchers in fielding percentage (.996).
- In 2017 was an MLB.com Organization All-Star and a Midwest League All-Star.
- In November 2016 participated in a leadership training program at West Point.
- Following the 2019 season was invited to Major League Baseball's Rookie Career Development Program.

BASEBALL AMERICA'S
TOP 10 REDS PROSPECTS

1. Hunter Greene, RHP
2. Jonathan India, IF
3. Nick Lodolo, LHP
4. **Tyler Stephenson, C**
5. Tony Santillan, RHP
6. Jose Garcia, IF
7. Lyon Richardson, RHP
8. Stuart Fairchild, OF
9. Michael Siani, OF
10. Jameson Hannah, OF

2019 SEASON

- In his first season at Class AA was voted the best defensive catcher in the Southern League.
- Following the season played for Glendale in the prestigious Arizona Fall League (13g, .347, 7 2b, 6rbi, .908ops) and earned a spot on the Fall Stars Game post-season roster...was an AFL Rising Star and recipient of the Dernel Stenson Award, named after the former Reds minor leaguer who died during the 2003 AFL season, for his unselfishness, hard work and leadership.
- On 11/20 was added to the 40-man roster.
- Entered the season rated by both *Baseball America* and MLB Pipeline the sixth-best prospect in the organization.

SEASON HIGHLIGHTS

2018: In a career-high 109 apps, at Daytona was a Florida State League All-Star...led Florida State League catchers in fielding percentage (.996)...was rated by *Baseball America* the 18th-best prospect in Florida State League...**2017:** At Class A Dayton was a Midwest League All-Star...was rated by *Baseball America* the 17th-best prospect in the MWL and by MLB.com (8th) and *Baseball America* (10th) among the organization's top prospects...**2016:** Was rated by *Baseball America* (10th) and MLB.com (10th) among the Reds' top prospects...**2015:** Following his first pro season was named the Reds' fourth-best prospect by *Baseball America* and fifth-best by MLB.com.

PERSONAL: Graduated from Kennesaw Mountain High School in Marietta, GA...as a senior in 2015 hit .415 with 8 HR and 25 RBI...committed to Georgia Tech but signed with the Reds...participated in the 2019 Reds Caravan...follow on Twitter @Tyler_Step22.

STEPHENSON'S CAREER TRANSACTIONS

- Was selected by the Reds in the first round (11th overall) of the June 2015 first-year player draft. Was signed by John Poloni.
- On Dayton's disabled list with a concussion, April 26-May 9, 2016.
- On Dayton's disabled list with a left wrist injury, May 30-July 12, July 22-August 4 and August 14-remainder of the season, 2016; included a rehabilitation assignment at AZL Reds, July 6-12.
- On Dayton's disabled list with a torn ligament in his right thumb, July 15-remainder of the season, 2017; was transferred to the minor league 60-day DL, July 26.

Career Hitting

Yr	Club	AVG	G	AB	R	H	2B	3B	HR	RBI	SH	SF	HB	BB	SO	SB	CS	OBP	SLG	E
15	Billings - R	.268	54	194	28	52	15	0	1	16	0	0	3	22	42	0	2	.352	.361	8
16	Dayton - A	.216	39	139	17	30	4	1	3	16	2	0	0	12	45	0	0	.278	.324	3
	#AZL Reds - R	.250	5	20	4	5	1	0	1	2	0	0	1	2	7	0	0	.348	.450	0
17	Dayton - A	.278	80	295	39	82	22	0	6	50	0	5	4	44	58	2	1	.374	.414	6
18	Daytona - A	.250	109	388	60	97	20	1	11	59	0	7	10	45	98	1	0	.338	.392	^ 3
19	Chattanooga - AA	.285	89	312	47	89	19	1	16	44	0	5	9	37	60	0	0	.372	.410	6
Minor Totals		.263	376	1348	195	355	81	3	28	187	2	17	27	162	310	3	3	.350	.390	26

Injury rehab, ^ In 2018 led Florida State League catchers in fielding percentage (.996)



PEDRO
STROP

@pstrop46

RHP
46

Age: 34 **Ht.:** 6-1 **Wt.:** 220 **Bats:** R **Throws:** R **ML Service:** 8.156

Born: 6/13/85 **Birthplace:** Palenque, DR **Resides:** Palenque, DR

Acquired: Was signed to a 1-year contract through the 2020 season, February 5, 2020.

Contract: Signed through the 2020 season and under team control through 2020.

CAREER HIGHLIGHTS

- Last name is pronounced Strophe.
- Went 1-0, 1.86 in 22 career career Postseason apps for the Orioles (2012) and Cubs (2015-2018)...earned the win in Game 4 of the 2012 American League Division Series vs the Yankees.
- Holds the Cubs' franchise record for apps in the Postseason by a pitcher (20g, 2.12era).
- Holds the Cubs' franchise record for holds in a career with 120.
- Ranks fourth in Cubs history with 411 relief apps.
- Is the only relief pitcher in Cubs history to produce an ERA below 3.00 in more than 3 consecutive seasons.
- Among Cubs relievers all-time, with a minimum of 100 apps, ranks third in opponents' batting average (.185), fifth in strikeouts per 9 innings (10.25) and sixth in ERA (2.90).
- His opponents' batting average of .188 at Wrigley Field is the fourth-lowest at that ballpark (Carlos Marmol .182, Jake Arrieta .182, Sandy Koufax .187).
- While with the Cubs (2013-2019), ranked sixth in the National League in that span with an opponents' batting average of .185.
- From 2014-2018, was the only pitcher in the Major Leagues to produce in each of those 5 seasons an ERA below 3.00 while making at least 50 apps...6 other pitchers produced those numbers in 4 of those 5 seasons, not necessarily consecutive (Cody Allen, Dellin Betances, Aroldis Chapman, Kenley Jansen, Craig Kimbrel, Andrew Miller).
- On 8/11/17 at Ari, threw 1.1 perfect innings to become the first pitcher in Cubs history with 100 career holds.
- His 0.89 WHIP in 2016 was second-best among National League relievers behind LA's Kenley Jansen (0.67).
- In 2016 became only the second Cubs pitcher ever to allow 30 hits or fewer while appearing in at least 50 games (54g, 47.1ip, 27h), joining Neil Ramirez in 2014.
- On 6/28/16 at Cin made his only career appearance at a position other than pitcher, played LF in the Cubs' 15-inning, 7-2 win.
- Posted a 2.85 ERA in 54 apps during the Cubs' 2016 World Series championship season.
- Earned his first career victory in an 11-inning, 5-4 Orioles win on 9/7/11 at NYY.
- Made his Major League debut in a 3-2 Rangers loss on 8/28/09 at Min...threw a perfect eighth inning and struck out his first batter, 2009 American League batting champion Joe Mauer.
- In 2010 was a Pacific Coast League All-Star.
- Missed most of the 2008 season with a fractured right elbow.
- Began his professional career as an infielder in the Rockies' system but was converted to pitcher after hitting .208 in 161 minor league apps from 2003-2005.

2019 SEASON

- Despite 2 stints on the disabled list made 50 apps for the Cubs and finished second on the staff with 10 saves.
- Was disabled with a left hamstring strain (5/7-6/4) and with left neck tightness (7/27-8/6).
- On 4/5 at Mil recorded the 500th strikeout of his career (Hernán Pérez).
- On 8/30 vs Mil made his 400th career apps with the Cubs.
- Following the season became a free agent...on 2/5/20 was signed by the Reds to a 1-year contract through the 2020 season.

STROP'S CAREER TRANSACTIONS

- Was signed by Rockies as an undrafted free agent, January 25, 2002. Signed by Rolando Fernandez, Felix Feliz.
- Was signed by the Rangers to a minor league contract, September 25, 2008.
- Was acquired by the Orioles to complete the August 31, 2011 trade that sent LHP Mike Gonzalez from Baltimore to Texas, September 1, 2011.
- On disabled list with a lower back strain, May 24-June 8, 2013.
- Was acquired by the Cubs, along with RHP Jake Arrieta and 2 international signing bonus slots, for RHP Scott Feldman and C Steve Clevenger.
- On disabled list with a left groin strain, May 7-30, 2014.
- On disabled list with a torn left meniscus, August 11-September 23, 2016.
- Agreed with the Cubs to a 1-year contract extension through the 2018 season, with a club option for 2019, February 24, 2017.
- On injured list with a left hamstring strain, May 7-June 4, 2019; included a rehabilitation assignment at Iowa, May 28-June 4.
- On injured list with left neck tightness, July 27-August 6, 2019.
- Was signed by the Reds to a 1-year contract through the 2020 season, February 5, 2020.

Career Pitching

Yr	Club	W-L	ERA	G	GS	CG	SHO	SV	IP	H	R	ER	HR	BB	SO	WP	BK
06	Casper Rockies - R	1-0	2.08	11	0	0	0	0	13.0	9	3	3	1	2	22	3	1
	Asheville - A	2-1	4.73	11	0	0	0	0	13.1	10	7	7	3	5	13	0	0
07	Modesto - A	5-2	4.28	48	0	0	0	7	54.2	43	28	26	4	29	75	11	0
08	Tulsa - AA	0-0	2.57	7	0	0	0	3	7.0	6	2	2	0	4	7	0	0
09	Oklahoma City - AAA	1-1	7.82	11	0	0	0	1	12.2	13	11	11	2	4	13	2	0
	Frisco - AA	5-5	4.38	36	0	0	0	4	51.1	48	28	25	1	29	48	7	2
	Texas	0-0	7.71	7	0	0	0	0	7.0	6	6	6	0	4	9	0	0
10	Oklahoma City - AAA	1-2	1.91	39	0	0	0	13	42.1	32	12	9	1	14	57	4	2
	Texas	0-0	10.13	15	0	0	0	0	10.2	17	12	12	2	11	11	5	1
11	Texas	0-1	3.72	11	0	0	0	0	9.2	7	4	4	0	7	9	2	2
	Round Rock - AAA	4-4	3.59	39	0	0	0	11	47.2	53	21	19	2	24	55	5	0
	Baltimore	2-0	0.73	12	0	0	0	0	12.1	8	1	1	0	3	12	0	0
12	Baltimore	5-2	2.44	70	0	0	0	3	66.1	52	18	18	2	37	58	5	0
13	Baltimore	0-3	7.25	29	0	0	0	0	22.1	23	19	18	4	15	24	5	1
	Chicago (NL)	2-2	2.83	37	0	0	0	1	35.0	22	11	11	1	11	42	3	0
14	Chicago (NL)	2-4	2.21	65	0	0	0	2	61.0	40	19	15	2	25	71	6	1
15	Chicago (NL)	2-6	2.91	76	0	0	0	3	68.0	39	24	22	5	29	81	6	0
16	Chicago (NL)	2-2	2.85	54	0	0	0	0	47.1	27	16	15	4	15	60	7	0
17	Chicago (NL)	5-4	2.83	69	0	0	0	0	60.1	45	22	19	4	26	65	7	1
18	Chicago (NL)	6-1	2.26	60	0	0	0	13	59.2	38	15	15	4	21	57	3	0
19	Chicago (NL)	2-5	4.97	50	0	0	0	10	41.2	33	24	23	6	20	49	4	0
	# Iowa - AAA	1-0	0.00	3	0	0	0	0	3.0	1	0	0	0	1	2	0	1
Major Totals		28-30	3.21	555	0	0	0	32	501.1	357	191	179	34	224	548	53	6
AL Totals		7-6	4.14	144	0	0	0	3	128.1	113	60	59	8	77	123	17	4
NL Totals		21-24	2.90	411	0	0	0	29	373.0	244	131	120	26	147	425	36	2
Minor Totals		20-15	3.75	205	0	0	0	39	245.0	215	112	102	14	112	292	32	6
# Injury rehab																	

Wild Card Record

Yr	Club, Opponent	W-L	ERA	G	GS	CG	SHO	SV	IP	H	R	ER	HR	BB	SO	WP	BK
12	Bal vs Tex	0-0	--	0	0	0	0	0	0.0	0	0	0	0	0	0	0	0
15	Chi vs Pit	0-0	--	0	0	0	0	0	0.0	0	0	0	0	0	0	0	0
18	Chi vs Col	0-0	0.00	1	0	0	0	0	1.0	1	0	0	0	0	2	0	0
Wild Card Totals		0-0	0.00	1	0	0	0	0	1.0	1	0	0	0	0	2	0	0

Division Series Record

Yr	Club, Opponent	W-L	ERA	G	GS	CG	SHO	SV	IP	H	R	ER	HR	BB	SO	WP	BK
12	Bal vs NYM	1-0	0.00	2	0	0	0	0	2.1	1	0	0	0	1	2	0	0
15	Chi vs StL	0-0	3.38	3	0	0	0	0	2.2	1	1	1	1	0	4	0	0
16	Chi vs SF	0-0	0.00	1	0	0	0	0	0.2	0	0	0	0	0	0	0	0
17	Chi vs Wsh	0-0	2.70	3	0	0	0	0	3.1	1	1	1	0	1	1	0	0
Division Series Totals		1-0	2.00	9	0	0	0	0	9.0	3	2	2	1	2	7	0	0

League Championship Series Record

Yr	Club, Opponent	W-L	ERA	G	GS	CG	SHO	SV	IP	H	R	ER	HR	BB	SO	WP	BK
15	Chi vs NYM	0-0	0.00	3	0	0	0	0	2.1	1	0	0	0	1	2	0	0
16	Chi vs LAD	0-0	6.00	4	0	0	0	0	3.0	3	2	2	0	1	1	0	0
17	Chi vs LAD	0-0	0.00	2	0	0	0	0	2.0	0	0	0	0	2	0	0	0
LCS Totals		0-0	2.45	9	0	0	0	0	7.1	4	2	2	0	4	3	0	0

World Series Record

Yr	Club, Opponent	W-L	ERA	G	GS	CG	SHO	SV	IP	H	R	ER	HR	BB	SO	WP	BK
16	Chi vs Cle	0-0	0.00	3	0	0	0	0	2.0	1	0	0	0	1	2	1	0

World Baseball Classic Record

Yr	Country	W-L	ERA	G	GS	CG	SHO	SV	IP	H	R	ER	HR	BB	SO	WP	BK
13	Dominican Republic	3-0	0.00	6	0	0	0	0	6.2	3	0	0	0	0	7	0	0

Career Hitting

Yr	Club	AVG	G	AB	R	H	2B	3B	HR	RBI	SH	SF	HB	BB	SO	SB	CS	OBP	SLG	E
16	Chicago (NL)	.000	55	1	0	0	0	0	0	0	0	0	0	0	0	0	0	.000	.000	1
17	Chicago (NL)	.000	69	1	0	0	0	0	0	0	0	0	0	0	0	0	0	.000	.000	2
18	Chicago (NL)	.000	60	2	0	0	0	0	0	0	0	0	0	0	0	0	0	.000	.000	2
19	Chicago (NL)	.----	50	0	0	0	0	0	0	0	0	0	0	0	0	0	0	.----	.----	1
Career Totals		.000	555	4	0	0	0	0	0	0	0	0	0	0	0	0	0	.000	.000	6

SINGLE-SEASON CAREER HIGH STREAKS

Scoreless Streak By Game: 17g, 7/5-8/15, 2012; **Scoreless Streak By Inning:** 16.1, 7/5-8/15, 2012;

Winning Streak: 3g (4x), Last: 7/13-9/13, 2018; **Losing Streak:** 4g, 5/29-8/18, 2015



EUGENIO, SUÁREZ

3B

7

Age: 28 Ht.: 5-11 Wt.: 213 Bats: R Throws: R ML Service: 5.061

Born: 7/18/91 Birthplace: Puerto Ordaz, VZ Resides: Pinecrest, FL

Acquired: From the Tigers, along with minor league RHP Jonathon Crawford, for RHP Alfredo Simon, December 11, 2014.

Contract: Signed a 7-year contract extension through the 2024 season, with a club option for 2025, March 16, 2018.

CAREER HIGHLIGHTS

- First name is pronounced AY-you-hay-nee-oh.
- Is a 2018 National League All-Star.
- In voting of the Cincinnati chapter of the BBWAA, in each of the last 2 seasons received the Ernie Lombardi Award as the Reds' Most Valuable Player...was a unanimous selection in 2019.
- Was the National League's Player of the Month for September 2019.
- Suárez and Cooperstown Hall of Famer Tony Pérez are the only third basemen in club history with at least 25 HR in 3 seasons and the only third basemen in club history with at least 30 HR in 2 seasons
- In 2019 established records for home runs in a season by a player from Venezuela and by a National League third baseman (49), received the Luis Aparicio Award as Major League Baseball's best player from Venezuela, was the Reds' nominee for the Hank Aaron Award given to the outstanding offensive player in the National League and received 4 votes for the BBWAA's NL Most Valuable Player Award.
- In 2019 established franchise records for HR in the first inning (15) and for HR after the All-Star break (29).
- Shares the franchise record for consecutive apps with at least 1 home run (5g, 7/23-7/27, 2018).
- In 2018 was 1 of only 7 players in the Major Leagues to hit at least .283 with at least 34 HR and 104 RBI (J.D. Martinez, Christian Yelich, Nolan Arenado, Manny Machado, Trevor Story, Javier Báez).
- Since RBI became an official statistic in 1920, is the only Reds third baseman ever to record at least 8 HR and 29 RBI in a calendar month (May 2018, 8 HR, 29 RBI).
- In 2017 received the Joe Nuxhall Good Guy Award in voting of the local chapter of the BBWAA.
- In 2015 led the Reds in starts at SS and in each of the last 4 seasons (2016-2019) led the club in starts at 3B.
- In 2012 and 2013 was an MiLB.com Tigers Organizational All-Star.
- In 2012 was a Midwest League All-Star, West Michigan's Player of the Year, MWL Player of the Week for 5/28-6/3 and the Tigers' Minor League Player of the Month for June...won an MiLB.com Gold Glove Award.
- Following the 2018 season participated in MLB's Japan All-Star Series with Nippon Professional Baseball.

2019 HOME RUN LEADERS

Pete Alonso, NYM	53 HR	120 RBI
Eugenio Suárez, Cin	49 HR	103 RBI
Jorge Soler, KC	48 HR	117 RBI
Cody Bellinger, LAD	47 HR	115 RBI
Mike Trout, LAA	45 HR	104 RBI
Christian Yelich, Mil	44 HR	97 RBI
Nolan Arenado, Col	41 HR	118 RBI
Alex Bregman, Hou	41 HR	112 RBI
Nelson Cruz, Min	41 HR	108 RBI
Ronald Acuña Jr., Atl	41 HR	101 RBI

MAJOR LEAGUE HOME RUN LEADERS, 2018-2019

M.Trout	84	C.Yelich	80	J.D.Martinez	79
E.Suárez	83	N.Arenado	79	N.Cruz	78

HOME RUNS IN A SEASON, PLAYERS FROM VENEZUELA

Eugenio Suárez, Cin	49	2019
Andrés Galarraga, Col	47	1996
Miguel Cabrera, Det	44	2013
Miguel Cabrera, Det	44	2012
Richard Hidalgo, Hou	44	2000
Andrés Galarraga, Atl	44	1998
Tony Armas, Bos	43	1984
Ronald Acuña Jr., Atl	41	2019
Andrés Galarraga, Col	41	1997
Carlos González, Col	40	2015

HOME RUNS IN A SEASON, THIRD BASEMEN

Alex Rodriguez, NYY	52	2007
Eugenio Suárez, Cin	49	2019
Adrián Beltré, LAD	48	2004
Mike Schmidt, Phi	48	1980
Alex Rodriguez, NYY	47	2005
Eddie Mathews, Mil	47	1953

HOME RUNS IN A SEASON, REDS BATTERS

George Foster	52	1977
Eugenio Suárez	49	2019
Ted Kluszewski	49	1954
Ted Kluszewski	47	1955
Adam Dunn	46	2004
Greg Vaughn	45	1999
Johnny Bench	45	1970

Lists courtesy @EliasSports

2019 SEASON

- In a unanimous vote of the local chapter of the BBWAA, for the second straight season received the Ernie Lombardi Award as the Reds' Most Valuable Player.
- Received the Luis Aparicio Award as Major League Baseball's best player from Venezuela.
- Was the Reds' nominee for the Hank Aaron Award as the outstanding offensive player in the NL.
- Received 4 votes for the BBWAA's National League Most Valuable Player Award.
- Established single-season records for HR by a player from Venezuela and HR by a National League third baseman (49).
- His 49 HR were second in the Major Leagues to NYM's Pete Alonso, who established a new Major League record for HR in a season by a rookie with 53.
- Ranked among the National League leaders in HR (2nd), HR ratio (11.7 AB/HR, 3rd), total bases (329, 6th), slugging percentage (.572, 8th), apps (159, T8th) and RBI (10th)...led the Major Leagues in strikeouts.
- In the first inning, led all Major League batters with a club record 15 HR and led the NL in slugging (.736).
- Established career highs in hits, HR, slugging percentage (.572), OPS (.930), HR prior to the All-Star break (20) and HR after the All-Star break (29, club record)...tied career highs in games played and runs scored...the previous club record for HR after the All-Star break was held by Ted Kluszewski (27, 1954)...his 24 HR at Great American Ball Park fell 2 shy of Adam Dunn's 2005 single-season record.
- Led the Reds in games, at bats, runs, hits, total bases, HR, RBI, multi-hit games (42), 3-hit games (14) and multi-homer games (4).
- Was the National League's Player of the Month for September (.337, 10hr, 18rbi, .455obp, .747slg)... was his first career monthly award and the second consecutive Reds winner, following August Player of the Month Award winner Aristides Aquino...marked the first time since George Foster (July) and Hall of Famer Joe Morgan (August) in 1976 that 2 Reds players won back-to-back Player of the Month Awards.
- Received votes for National League Player of the Month for July after leading the NL in HR (12), slugging percentage (.733) and total bases (66, T1st)...his 12 HR in July were the most by a Reds batter in that month since Adam Dunn hit 12 HR in July 2008.
- In the fourth inning on 9/18 at Wrigley Field hit his 48th HR (solo off Jon Lester) to establish a new record for HR in a season by a player from Venezuela.
- In the first inning on 9/25 vs Mil hit his 49th HR (solo off Jordan Lyles), a new National League record for HR in a season by a third baseman.
- Hall of Famer Tony Pérez previously held the club record for third basemen with 40 HR overall in 1970, including 39 HR while playing third base.
- In his last 32 apps of the season beginning 8/25 hit .349 (4 2b, 1 3b, 15hr, 25rbi, .795slg, .444obp), raising his batting average from .255 to season-ending .271.
- From 9/2-9/4 missed 3 starts with a bruised left hand suffered on 9/1 at StL when he was hit by a Daniel Ponce de Leon pitch...returned to the starting lineup on 9/5 vs Phi and in his last 22 apps of the season hit .338 (2 2b, 1 3b, 9hr, 16rbi, .740slg, .457obp).

HOTTEST CORNER

Eugenio Suárez is 1 of only 4 players in franchise history to hit **30 HR** in a season while playing primarily **third base** and the second to do it twice (list below).

Eugenio Suárez 2019 49 HR, 103 RBI

Tony Pérez 1970 40 HR, 129 RBI

Tony Pérez 1969 37 HR, 122 RBI

Todd Frazier 2015 35 HR, 89 RBI

Eugenio Suárez 2018 34 HR, 104 RBI

Deron Johnson 1965 32 HR, 130 RBI

HR & RBI Season Totals

MOST 1ST-INNING HR IN A SEASON, REDS BATTERS

Player	HR	Year
--------	----	------

Eugenio Suárez 15 2019

George Foster 12 1977

Joey Votto 11 2017

Joey Votto 10 2010

Ted Kluszewski 10 1954

TRIPLE CROWN

In 2018, **Eugenio Suárez** was 1 of only 7 players in the Major Leagues to hit at least **.283** with at least **34 HR** and **104 RBI**:

J.D. Martinez, Bos330 43 HR 130 RBI

Christian Yelich, Mil326 36 HR 110 RBI

Nolan Arenado, Col297 38 HR 110 RBI

Manny Machado, LA297 37 HR 107 RBI

Trevor Story, Col291 37 HR 108 RBI

Javier Báez, Chi290 34 HR 111 RBI

Eugenio Suárez, Cin283 34 HR 104 RBI

HOTTEST CORNER

In 2018, **Eugenio Suárez** (.283, 34 HR, 104 RBI) became only the fourth player in franchise history to hit **30 HR** in a season while playing primarily **third base** (5th time, list below)...he is the 18th Reds player at any position with at least **30 HR** and **100 RBI** in a season.

Tony Pérez 1970 40 HR, 129 RBI

Tony Pérez 1969 37 HR, 122 RBI

Todd Frazier 2015 35 HR, 89 RBI

Eugenio Suárez 2018 34 HR, 104 RBI

Deron Johnson 1965 32 HR, 130 RBI

HR & RBI Season Totals

CLUB RECORD

Eugenio Suárez from **7/23-7/27, 2018** homered in a career-high 5 straight games to tie the club record for consecutive apps with at least 1 home run...only **8 players** in Reds history, since 1900, homered in a club-record **5 straight apps**:

Eugenio Suárez 5 HR, 8 RBI 7/23-7/27, 2018

Jay Bruce 6 HR, 13 RBI 7/23-7/27, 2016

Devin Mesoraco 5 HR, 12 RBI 6/19-6/24, 2014

Adam Dunn 5 HR, 10 RBI 5/14-5/19, 2008

Ken Griffey Jr. 5 HR, 6 RBI 7/8-7/12, 2003

Johnny Bench 7 HR, 13 RBI 5/30-6/3, 1972

George Crowe 5 HR, 7 RBI 8/8-8/14, 1957

Ted Kluszewski 6 HR, 9 RBI 8/11-8/15, 1954

- Produced four 2-homer games...4 times homered in at least 3 consecutive games...twice homered in 3 consecutive plate apps.
- In the 14-0 win on 4/9 vs Mia hit the 100th HR of his career (solo off Wei-Yin Chen).
- Between the first and second innings of the 12-11 loss on 7/19 vs STL was ejected by HP umpire Carlos Torres for arguing balls and strikes...was his second career ejection.
- On 1/28/20 had surgery to remove loose cartilage in his right shoulder, an injury suffered in a swimming pool... physical activity will be limited at the beginning of spring training...the team anticipates him to be ready to play toward the beginning of the regular season.

2018: Was voted by his peers to his first All-Star team and by the local chapter of the BBWAA the Ernie Lombardi Award as the Reds' Most Valuable Player...received two 10th-place votes from the BBWAA for the National League's Most Valuable Player Award...was 1 of only 7 players in the Major Leagues to hit at least .283 with at least 34 HR and 104 RBI (J.D. Martinez, Christian Yelich,

Nolan Arenado, Manny Machado, Trevor Story, Javier Báez)...became 1 of only 4 third basemen in Reds history to produce at least 30 HR in a season (Todd Frazier, Tony Pérez twice, Deron Johnson) and 1 of 18 Reds players at any position with at least 30 HR and 100 RBI in a season...was a finalist for the Louisville Slugger Silver Slugger Award...among National League third basemen ranked second in HR and RBI; third in hits, slugging and extra-base hits; and fourth in BA and on-base percentage...despite missing 16 games in April with a fractured right thumb ranked among the overall National League leaders in RBI (6th), HR (T7th), slugging percentage (.526), OPS (10th, .892), BA vs LHP (9th, .320), RBI ratio (2nd, 5.1ab) and HR ratio (2nd, 15.5ab)...from 4/9-4/25 was disabled with a fractured right thumb...suffered the injury on 4/8 at Pit, when he was hit by a Jameson Taillon pitch...missed 16 games (3-13)...led the team in HR, RBI, slugging percentage (.526) and OPS (.892)...led the team in starts batting fifth in the order (54gs) but also hit second (8gs), third (7gs) and fourth (72gs)...established career highs in batting average, hits, HR, RBI, slugging percentage, OPS, total bases (277) and extra-base hits (58)...from 7/23-7/27 homered in 5 straight apps to tie the club record for consecutive games with a HR (8th player)...only Kendrys Morales (7g) and Matt Carpenter (6g) had longer home run streaks in the Major Leagues in 2018...was 1 of only 10 players in the Major Leagues to produce at least three 10-game hitting streaks (13g, 13g, 10g)...his career-high 13-game hitting streaks (6/8-6/23, 6/27-7/10) were the longest by any Reds batter in 2018...became only the third Reds batter since 2000 with at least 70 RBI (71) prior to the All-Star break, joining Ken Griffey Jr. in 2000 (72) and Brandon Phillips in 2013 (74)...in May led the Major Leagues in RBI (29) while ranking T3rd in both extra-base hits (15) and HR (8)...since RBI became an official statistic in 1920, is the only Reds third baseman ever to record at least 8 HR and 29 RBI in a calendar month...his 29 RBI in May were the most by a Reds batter in a calendar month since OF Jay Bruce's 33 RBI in May 2011...tied the franchise record for most RBI by a Reds player in his first 20 apps of a season (25)...played in his 20th game on 5/8 vs NYM and produced 4 RBI to give him 25...George Crowe (1958), Vada Pinson (1962) and Ken Griffey Jr. (2006) each produced 25 RBI in his first 20 games of those respective seasons...in the 9-game homestand from 4/30-5/9, became the first Reds batter to produce 15 RBI in a homestand since Jay Bruce had 15 RBI in 7 games from 8/8-8/14, 2011...in those 9 apps vs the Brewers, Marlins and Mets at Great American Ball Park, he hit .313 (3 2b, 3hr, .688slg, .395obp)...in the 14-3 loss on 4/6 vs Pit started at 3B but moved to SS in the eighth inning...was his first appearance at SS since 8/20/17, when he made his only appearance of that season at that position...finished the 2018 season with 3 apps at SS, including a start on 8/21 at Mil...is his only start at SS since 4/14/16 at Cubs...on 4/1 vs Wsh made the 500th appearance of his career...hit the second of the team-record 11 grand slams (5/24 vs Pit off Ivan Nova)...was his third career grand slam...between his 32nd and 33rd HR (solo HR off Alex Wood on 9/10 vs LAD, 2-run HR off Nick Kingham on 9/28 vs Pit), went 13 apps and 49 at bats, both season highs, without a home run or RBI...finished the season with 2 HR in his last 3 apps...following the season participated in MLB's Japan All-Star Series with Nippon Professional Baseball.

2017: In voting of the local chapter of the BBWAA received the Joe Nuxhall Good Guy Award...established career highs in runs, HR, RBI, walks, on-base percentage, slugging percentage and OPS...tied career highs in doubles and triples...led the team with nine 3-hit games...led National League third basemen in fielding percentage (.976)...from 7/3-9/27 produced a 71-game errorless streak, the longest of his career...committed 3 of his 9 errors over his last 3 apps of the season, including 2 errors on the same play in the Reds' final game of the year...made 153 apps and 149 starts at 3B...in the bottom of the fifth inning of the 8-1 loss on 8/20 at ATL made his only appearance of the season at SS as part of a double switch in which he replaced starter

MLB'S LONGEST HOME RUN STREAKS IN 2018

Kendrys Morales	7g (8 HR, 13 RBI)	8/19-8/26
Matt Carpenter	6g (8 HR, 12 RBI)	7/14-7/21
David Dahl	5g (5 HR, 12 RBI)	9/24-9/28
Ronald Acuña	5g (6 HR, 12 RBI)	8/11-8/14
Eugenio Suárez	5g (5 HR 8 RBI)	7/23-7/27
Jonathan Schoop	5g (5 HR, 11 RBI)	7/22-7/27
Odúbel Herrera	5g (5 HR, 8 RBI)	6/17-6/22
Pit's Dale Long (1956), NYY's Don Mattingly (1987) and Sea's Ken Griffey Jr. (1993) share the Major League record for most consecutive apps with at least 1 home run (8)		

RBI IN A MONTH BY REDS SINCE 2011

Jay Bruce	33	May 2011
Eugenio Suárez	29	May 2018
Adam Duvall	28	May 2017
Joey Votto	26	August 2016
Jay Bruce	26	June 2016
Adam Duvall	26	June 2016
Club record for RBI in month is 45, Gus Bell, June 1953 Courtesy Elias Sports Bureau		

José Peraza...made a team-high 93 starts batting fifth but also hit second (6gs), fourth (14gs) and sixth (36gs)...had his best month in August, when he hit .348 with 8 HR, 20 RBI and an OPS of 1.184 (.487obp, .697slg)...from 8/9-8/25 produced a career-high 16-game on-base streak (21-52, .404, 5 2b, 6hr, 16rbi, .846slg, .556obp) that included a career-high 10-game hitting streak (8/15-8/25, 14-35, .400, 3 2b, 4hr, 11rbi, .829slg, .511obp)...produced 21 home runs at home, tied for the fourth-highest single-season total at Great American Ball Park (Adam Dunn 26, Dunn 25, Dunn 22, Jay Bruce 21)...in the seventh inning of the 8-7 loss on 5/23 vs Cle produced his first career pinch-hit HR, a 3-run shot off Bryan Shaw that tied the score at 7-7...produced three 2-homer games...following a called strikeout on 7/9 at Ari was ejected for the first time in his career (HP umpire Brian O'Nora)...on 8/17 at Cubs singled and doubled in the 9-run second inning...from 9/19-9/21 missed 3 games for the birth of daughter Nicollee.

2016: Led the club in games played, at bats and 3-hit games (11)...ranked T2nd in the National League in games played...among National League third basemen ranked sixth in HR, seventh in RBI and T6th in extra-base hits...became only the 10th third baseman in franchise history to produce at least 20 home runs in a season, joining Gene Freese (1961), Deron Johnson (1965), Tony Perez (1967, 1969-1971), Buddy Bell (1986), Chris Sabo (1990-1991, 1993), Aaron Boone (2002), Edwin Encarnacion (2008), Scott Rolen (2010) and Todd Frazier (2014-2015)...missed only 3 games all season (4/18 vs Col, 5/29 at Mil, 7/10 at Mia)...made 149 starts at 3B, 1 start at SS (4/14 at Chi) and 1 start at DH (8/29 at LAA)...in his last 69 apps of the season beginning 7/19 hit .279 (67-240, 20 2b, 5hr, 28rbi, 55b)...from 4/6-4/10 homered in 4 of his first 6 apps of the season (9rbi), the first Reds batter with 4 homers in the club's first 6 games since Adam Dunn had 4 HR in the first 6 games of the 2004 season...produced 4 homers over 5 apps from 4/6-4/10 and 3 homers over a 4-game stretch from 5/15-5/18...in the 10-6 win on 4/7 vs Phi hit his first career grand slam (off Daniel Stumpf)...in the 11-4 win on 6/2 at Col established career highs with 2 homers and 10 total bases and tied career highs with 3 hits and 4 RBI...on 7/18 vs Atl celebrated his 25th birthday with a 2-run HR off Matt Wisler...in the 3-2 win on 9/2 vs StL produced the first walkoff hit of his career, an RBI-single off Seung Hwan Oh...from 5/19-5/30 went 0-for-28, the longest hitless skid of his career and the longest by a Reds batter since Todd Frazier went 0-for-31 on 7/26-8/7, 2013...on 10/1 vs Chi snapped an 0-for-12 skid with his first HR since 8/30 at LAA, at 29 games his longest homerless drought of the season...reached base safely in all 22 spring training apps and overall hit safely in 20 apps.

2015: Led the club in starts at SS (95) and in starts batting seventh in the order (39)...began the season at Louisville but became the club's starting shortstop on 6/11, the day after Zack Cozart suffered a season-ending knee injury...although he didn't make his season debut until 6/11, his 13 homers ranked T8th among Major League shortstops and T4th among NL shortstops...produced hitting streaks of 6, 5, 9, 8 and 7 games...in the 10-run sixth inning on 8/24 vs Det (12-5 win) produced a solo HR and a 2-run double in the same inning Brandon Phillips had a 2-run HR and 2-run triple...on 8/8 at Ari, his 2-run HR in the fourth inning off Robbie Ray snapped the Reds' 30-inning scoreless streak, their longest since 1989...reached base in 49 of his 57 apps for the Bats.

2014: In his Major League debut made 85 apps for the Tigers, including 81g at SS and 2g at 3B...also made 54 minor league appearances for Class AA Erie and Class AAA Toledo...on 6/4 was promoted from Toledo and made his Major League debut that day vs Tor as a defensive replacement at shortstop...on 6/7 vs Bos became the 23rd player in franchise history to produce a home run for his first Major League hit (solo off Jon Lester)...became only the fourth Tigers rookie to homer in 3 of his first 7 career starts (Alex Avila 2009, Robert Fick 1998, Frank Doljack 1930)...following the season played for Caracas in the Venezuelan Winter League (17g, .250, 3 2b, 3 3b, 1hr, 6rbi).

MINOR LEAGUES

2013: On 5/2 was promoted from Class A Lakeland to Class AA Erie...**2012:** At Class A West Michigan was a Midwest League All-Star and the club's Player of the Year...among MWL leaders ranked second in hits, T3rd in apps, fifth in walks and T5th in total bases (209)...led all league shortstops with 257 putouts...was Midwest League Player of the Week for 5/28-6/3 (7g, 18-28, .643, 4 2b, 1 3b, 3rbi)...was the organization's Minor League Player of the Month for June (22g, .366, 11 2b, 1hr, 7rbi)...**2010:** Was the Tigers' Venezuelan Summer League Player of the Year.

2-HOMER GAMES (8)

Date	Pitcher
9/15/19 at Ari	Zac Gallen 2
9/8/19 vs Ari	Mike Leake, Jimmie Sherry
7/22/19 at Mil	A. Houser, Jeremy Jeffress
7/1/19 vs Mil	Adrian Houser, Josh Hader
8/22/17 vs Chi	John Lackey, Felix Pena
7/20/17 vs Ari	Patrick Corbin, J.J. Hoover
4/22/17 vs Chi	Jake Arrieta, Justin Grimm
6/2/16 at Col	C. Qualls, Gonzalez Germen

PINCH-HIT HOME RUNS (1)

Date	Pitcher
5/23/17 vs Cle	Bryan Shaw

GRAND SLAMS (3)

Date	Pitcher
5/24/18 vs Pit	Ivan Nova
9/13/17 at StL	Ryan Sherriff
4/7/16 vs Phi	Daniel Stumpf

CONSECUTIVE GAMES (MINIMUM 3)

Date	Dates
4 straight games	8/25 - 8/28, 2019
3 straight games	8/9 - 8/11, 2019
3 straight games	6/30 - 7/2, 2019
3 straight games	5/4 - 5/6, 2019
5 straight games *	7/23 - 7/27, 2018

* Tied franchise record for HR in consecutive apps

SUÁREZ' CAREER TRANSACTIONS

- Was signed by the Tigers as a non-drafted free agent, October 9, 2008. Was signed by Alejandro Rodriguez.
- Was acquired by the Reds, along with minor league RHP Jonathon Crawford, for RHP Alfredo Simon, December 11, 2014.
- On disabled list with a fractured right thumb, April 9-25, 2018; included a rehabilitation assignment at Louisville, April 24-25.

CAREER FIELDING

Pos.	Pct.	G	PO	A	E	TC	DP	PB
3B	.955	608	407	1035	68	1510	106	-
SS	.962	* 183	265	462	29	756	109	-

In 2017 led National League third basemen in fielding percentage (.976)
 * Last apps at SS, 3g in 2018 (4/6 vs Pit, 8/14 vs Cle, start on 8/21 at Mil)

Career Hitting

Yr	Club	AVG	G	AB	R	H	2B	3B	HR	RBI	SH	SF	HB	BB	SO	SB	CS	OBP	SLG	E
09	VSL Tigers - R	.262	57	206	29	54	9	3	1	15	1	1	15	17	32	8	4	.360	.350	14
10	VSL Tigers - R	.311	61	225	32	70	12	2	1	18	4	2	7	23	44	8	6	.389	.396	12
11	GCL Tigers - R	.341	12	44	11	15	7	0	2	9	1	0	2	3	4	2	0	.408	.636	5
	Connecticut - A	.250	58	204	37	51	11	5	5	24	3	0	4	18	43	9	5	.323	.426	19
12	West Michigan - A	.288	135	511	82	147	34	5	6	67	5	7	15	65	116	21	9	.380	.409	18
13	Lakeland - A	.311	25	103	17	32	6	2	1	12	0	1	4	14	25	2	3	.410	.437	10
	Erie - AA	.253	111	442	53	112	24	4	9	45	2	0	6	46	98	9	11	.332	.387	26
14	Erie - AA	.284	42	155	26	44	14	1	6	29	0	0	15	38	7	2	2	.347	.503	7
	Toledo - AAA	.302	12	43	6	13	4	0	2	7	0	1	2	6	9	2	0	.404	.535	2
	Detroit	.242	85	244	33	59	9	1	4	23	5	1	5	22	67	3	2	.316	.336	10
15	Louisville - AAA	.256	57	203	30	52	9	2	8	25	5	1	3	26	40	3	4	.348	.438	11
	Cincinnati	.280	97	372	42	104	19	2	13	48	4	2	3	17	94	4	1	.315	.446	19
16	Cincinnati	.248	159	565	78	140	25	2	21	70	0	3	8	51	155	11	5	.317	.411	^23
17	Cincinnati	.260	156	534	87	139	25	2	26	82	0	5	9	84	147	4	5	.367	.461	9
18	Cincinnati	.283	143	527	79	149	22	2	34	104	0	6	9	64	142	1	1	.366	.526	19
	#Louisville - AAA	.200	2	5	1	1	1	0	0	0	0	0	0	3	1	0	0	.500	.400	0
19	Cincinnati	.271	159	575	87	156	22	2	* 49	103	0	6	11	70	+189	3	2	.358	.572	17
	Major Totals	.265	799	2817	406	747	122	11	147	430	9	23	45	308	794	26	16	.345	.473	97
	AL Totals	.242	85	244	33	59	9	1	4	23	5	1	5	22	67	3	2	.316	.336	10
	Reds Totals	.267	714	2573	373	688	113	10	143	407	4	22	40	286	727	23	14	.347	.486	87
	Minor Totals	.276	572	2141	324	591	131	24	41	251	21	13	58	236	450	71	44	.362	.417	124

Injury rehab, * NL record for third basemen & record for a player from Venezuela, + Led Major Leagues, ^ Led Major League third basemen

All-Star Record

Yr	Club, Site	AVG	G	AB	R	H	2B	3B	HR	RBI	SH	SF	HB	BB	SO	SB	CS	OBP	SLG	E
18	NL, Washington	.000	1	1	0	0	0	0	0	0	0	0	* 1	0	1	0	0	.000	.000	0

* HBP by Hou's Charlie Morton

Division Series Record

Yr	Club, Opponent	AVG	G	AB	R	H	2B	3B	HR	RBI	SH	SF	HB	BB	SO	SB	CS	OBP	SLG	E
14	Det vs Bal	.000	1	1	0	0	0	0	0	0	0	0	0	0	0	0	0	.000	.000	0

Japan All-Star Series

Yr	Club, Site	AVG	G	AB	R	H	2B	3B	HR	RBI	SH	SF	HB	BB	SO	SB	CS	OBP	SLG	E
18	MLB vs NPB	.267	4	15	1	4	1	0	0	1	0	0	1	0	4	0	0	.313	.333	0

SINGLE-SEASON CAREER HIGH STREAKS

Hitting Streak: 13g (2x), 6/8-6/23 & 6/27-7/10, 2018; Hitless Streak: 28ab, 5/19-5/30, 2016


TYLER

@TylerThornburg

RHP

THORNBURG 48

Age: 31 **Ht.:** 5-11 **Wt.:** 190 **Bats:** R **Throws:** R **ML Service:** 5.162

Born: 9/29/88 **Birthplace:** Houston, TX **Resides:** St. George Island, FL

Acquired: Was signed to a minor league contract with an invitation to 2020 Major League spring training camp, December 31, 2019.

Contract: Signed through the 2020 season and under team control through 2020.

Non-Roster
CAREER HIGHLIGHTS

- In his career has averaged 9.02 strikeouts per 9.0 innings (263k, 262.1ip) while holding lefthanded batters to a .195 average and just 7 HR in 426 at bats (.250, 26hr in 543ab vs RHP).
- In his first 2 Major League seasons made 10 of his 26 apps as a starter, including his last 4 apps of 2013.
- Beginning with his first appearance of the 2014 season, has made his last 159 career apps in relief (3.89era, 173.2ip, 75er).
- Produced all 13 of his Major League saves during the 2016 season, his most recent in a 5-4 Brewers win on 9/23/16 vs the Reds at Great American Ball Park.
- While pitching for the Brewers during the 2016 season, from 5/19-6/7 retired 26 consecutive batters to establish a new franchise record for relievers and from 7/28-9/22 held righthanded batters hitless over 38 consecutive at bats, the third-longest streak in Brewers history.
- Missed the entire 2017 season with thoracic outlet syndrome, which required corrective surgery on 6/6/17.
- Was the Brewers' Pitcher of the Month for August 2016, when he became the team's closer following the 8/1 trade of Jeremy Jeffress to the Rangers...in 23 apps over the last 2 months of that 2016 season posted a sterling 1.85 ERA and 11 saves.
- Made his Major League debut on 6/19/12 vs Tor, started for the Brewers and received no decision in the 10-9 loss (5.1ip, 7h, 5er, 0bb, 2k, 4hr).
- In 2012 was a Southern League All-Star.
- In 2011 was a mid-season Midwest League All-Star and Florida State League Pitcher of the Week for 6/28-7/4 and was selected to participate in the prestigious SiriusXM All-Star Futures Game at Ari's Chase Field.

2019 SEASON

- Spent most of the season at Class AAA and combined to make 1 start and 22 relief apps for Pawtucket and Oklahoma City...made 16 relief apps for the Red Sox.
- Was on the Red Sox' Opening Day roster and made all 16 of his Major League apps before he went on the injured list on 5/23 with a right hip impingement.
- From 6/9-7/6 made 11 apps for Pawtucket on a rehabilitation assignment.
- On 7/8 was returned from rehab...on 7/10 came off the injured list...2 days later was released.
- On 7/30 was signed by the Dodgers to a minor league contract and was assigned to Oklahoma City, where he spent the rest of the season.
- Following the season became a free agent...on 12/31 was signed by the Reds to a minor league contract with an invitation to 2020 Major League spring training camp.

PERSONAL: Graduated from Riverwood High School in the Atlanta suburb of Sandy Springs...pitched and played outfield at Charleston Southern University, where in 2010 he earned a spot on the All-Big South second team...in the summer of 2008 played for the Winchester Royals of the Valley League and in 2009 played for the Brewster Whitecaps of the Cape Cod League...his mother, Dottye, was a Junior Olympic swimmer.

THORNBURG'S CAREER TRANSACTIONS

- Was selected by the Brewers in the third round (96th overall) of the June 2010 first-year player draft. Was signed by Ryan Robinson.
- Was acquired by the Red Sox for INF Travis Shaw, INF Mauricio Dubon, RHP Josh Pennington and a player to be named later (IF Yeison Coca) or cash, December 6, 2016.
- On 15-day disabled list with right elbow soreness, June 7-remainder of the season, 2014; was transferred to the 60-day DL, July 31.
- On 10-day disabled list with thoracic outlet syndrome, April 1-remainder of the season, 2017; was transferred to the 60-day DL, May 4.
- On 10-day disabled list recovering from thoracic outlet syndrome surgery, March 29-July 3, 2018; included rehabilitation assignments at Pawtucket, April 30-May 6, May 14-24, June 5-26, June 30-July 3 and at Portland, May 7-13, June 27-29.
- On 10-day injured list with a right hip impingement, May 22-July 9, 2019; included a rehabilitation assignment at Pawtucket, June 9-July 7.
- Was released by the Red Sox, July 12, 2019.
- Was signed by the Dodgers to a minor league contract, July 30, 2019.
- Was signed by the Reds to a minor league contract with an invitation to Major League spring training camp, December 31, 2019.

Career Pitching

Yr	Club	W-L	ERA	G	GS	CG	SHO	SV	IP	H	R	ER	HR	BB	SO	WP	BK
10	Helena - R	1-0	1.93	9	6	0	0	1	23.1	15	6	5	2	11	38	3	2
11	Wisconsin - A	7-0	1.57	12	12	2	1	0	68.2	49	14	12	3	25	76	5	3
	Brevard County - A	3-6	3.57	12	12	0	0	0	68.0	45	30	27	5	33	84	4	0
12	Huntsville - AA	8-1	3.00	13	13	0	0	0	75.0	57	36	25	6	24	71	2	0
	Milwaukee	0-0	4.50	8	3	0	0	0	22.0	24	11	11	8	7	20	1	0
	Nashville - AAA	2-3	3.58	8	8	0	0	0	37.2	38	16	15	1	13	42	0	0
13	Nashville - AAA	0-9	5.79	15	15	1	0	0	74.2	90	54	48	11	29	87	6	0
	Milwaukee	3-1	2.03	18	7	0	0	0	66.2	53	17	15	1	26	48	2	1
14	Milwaukee	3-1	4.25	27	0	0	0	0	29.2	24	14	14	1	21	28	4	0
15	Milwaukee	0-2	3.67	24	0	0	0	0	34.1	31	22	14	7	12	34	3	1
	Colorado Springs - AAA	2-7	5.28	17	17	0	0	0	88.2	106	55	52	16	36	57	3	0
16	Milwaukee	8-5	2.15	67	0	0	0	13	67.0	38	19	16	6	25	90	4	0
18	#Pawtucket - AAA	0-1	4.26	15	1	0	0	0	12.2	11	7	6	3	6	11	2	0
	#Portland - AA	0-0	7.36	3	0	0	0	0	3.2	4	3	3	1	2	4	0	0
	Boston	2-0	5.63	25	0	0	0	0	24.0	28	15	15	6	10	21	2	0
19	Boston	0-0	7.71	16	0	0	0	0	18.2	21	16	16	4	10	22	1	0
	Oklahoma City - AAA	0-0	6.00	12	0	0	0	0	12.0	11	9	8	3	9	15	0	0
	#Pawtucket - AAA	0-2	12.66	11	1	0	0	0	10.2	17	15	15	5	9	13	3	0
Major Totals		16-9	3.47	185	10	0	0	13	262.1	219	114	101	33	111	263	17	2
AL Totals		2-0	6.54	41	0	0	0	0	42.2	49	31	31	10	20	43	3	0
NL Totals		14-9	2.87	144	0	0	0	13	219.2	170	83	70	23	91	220	14	2
Minor Totals		23-29	4.09	127	85	3	1	1	475.0	443	245	216	56	197	498	28	5

Injury rehab

Career Hitting

Yr	Club	AVG	G	AB	R	H	2B	3B	HR	RBI	SH	SF	HB	BB	SO	SB	CS	OBP	SLG	E
12	Milwaukee	.200	8	5	1	1	1	0	0	0	0	0	0	0	2	0	0	.200	.400	0
13	Milwaukee	.000	19	16	0	0	0	0	0	0	2	0	0	0	8	0	0	.000	.000	0
14	Milwaukee	.000	27	1	0	0	0	0	0	0	0	0	1	0	0	0	0	.500	.000	0
15	Milwaukee	.000	24	3	0	0	0	0	0	0	0	0	0	1	0	0	0	.000	.000	0
Career Totals		.040	138	25	1	1	1	0	0	0	2	0	1	0	11	0	0	.077	.080	0

SINGLE-SEASON CAREER HIGH STREAKS

Scoreless Streak By Game: 15, 5/13-6/16, 2016; **Scoreless Streak By Inning:** 13.2 (2x), 4/5-4/29, 2014 & 5/13-6/16, 2016;
Winning Streak: 3g (2x), 4/5-4/29, 2014 & 9/11-10/2, 2016; **Losing Streak:** 3g, 6/19-7/19, 2016



BLAKE
TRAHAN

@Baby_Trahan

INF

63

Age: 26 **Ht.:** 5-9 **Wt.:** 180 **Bats:** R **Throws:** R **ML Service:** 0.030

Born: 9/5/93 **Birthplace:** Lake Charles, LA **Resides:** Kinder, LA

Acquired: Was selected by the Reds in the third round of the June 2015 first-year player draft. Was signed by Ben Jones.

Contract: Signed through the 2020 season and under team control through 2025.

CAREER HIGHLIGHTS

- The Louisiana native's last name is pronounced TRUH-haw.
- In each of the last 3 seasons, led his league's shortstops in highest fielding percentage (2017 Southern League, .982; 2018 International League, .984; 2019 International League, .990).
- In 2018 received the prestigious Rawlings Gold Glove Award for minor league shortstops.
- In 2016 led the Florida State League in apps and runs scored...from 4/22-5/25 reached base safely in 31 straight games, the FSL's longest on-base streak of that season...was Florida State League Player of the Week from 8/22-8/28.
- In 2015 was a Pioneer League All-Star.
- In January 2019 participated in Major League Baseball's Rookie Career Development Program.
- In 2020 is participating in his second straight official Major League spring training camp...while in minor league camp over the previous 4 Cactus League seasons made 45 apps for the Reds (hit .429 in 13g in 2016, hit .333 in 8g in 2017, went 0-for-6 in 5g in 2018, hit .238 in 19 apps and 7 starts in 2019).

MINOR LEAGUE BASEBALL'S

2018 RAWLINGS GOLD GLOVE AWARDS

1B	Evan White, Mariners
2B	Daniel Brito, Phillies
3B	Ke'Bryan Hayes, Pirates
SS	BLAKE TRAHAN, REDS
LF	Troy Stokes Jr., Brewers
CF	Bryce Johnson, Giants
RF	Logan Baldwin, Giants
C	Payton Henry, Brewers
P	Bernardo Flores, White Sox

2019 SEASON

- For the third consecutive season led his league's shortstops in fielding percentage (.990, 3 E in 302 total chances, min. 200 TC).
- On 6/12 was placed on the 7-day injured list on 6/12 with a lumbar muscle strain...joined Greenville on 7/1 on injury rehab...rejoined the Bats on 7/11.
- From 7/20-7/23 homered in 3 straight games, the first time in career he had homered in consecutive apps.
- Hit 5 home runs in July, the first multi-homer month of his professional career.
- On 8/5 was designated for assignment...3 days later cleared waivers and was outrighted to LOU.

2018: Was the shortstop on the Minor League Rawlings Gold Glove Award team...only 9 minor league players are recognized each season for defensive excellence...C Tucker Barnhart was named to the team in 2011 and SS Zach Vincej in 2016...spent the minor league season at Louisville, where he led the Bats in games, at bats and walks...made 127 starts at SS and 2 starts at 2B...among the International League leaders ranked sixth in apps and T1st in sac bunts (12)...led IL shortstops in fielding percentage (.984)...in his Major League debut, as a September callup made 11 apps and 2 starts for the Reds...made 5 apps and both of his starts at shortstop (9/3 at Pit, 9/21 at Mia)...also played 2B (3g) and 3B (2g)...was 1 of 9 Reds to make his Major League debut (IF Alex Blandino, RHP Tanner Rainey, RHP Zack Weiss, IF/OF Rosell Herrera, IF/OF Brandon Dixon, RHP Jesús Reyes, OF Aristides Aquino, OF Gabriel Guerrero)...joined the Reds when rosters expanded on 9/1...in the 5-1 loss on 9/3 at Pit started at SS in his Major League debut...in the seventh inning singled off Trevor Williams for his first career hit...in the fifth inning on 9/30 vs Pit, in the Reds' final game of the season, singled off Tanner Anderson to produce his first career RBI...an inning later, the scoring decision on that hit was changed to an error on 2B Kevin Kramer, taking away the RBI...produced 3 of Louisville's 6 walkoff wins, including 2 run-scoring singles and a squeeze bunt.

PERSONAL: Graduated from Kinder (LA) High School...played at the University of Louisiana at Lafayette, where in 2015 he was named Sun Belt Conference Player of the Year...in 2014 became the first Cajuns player to play with the USA Baseball Collegiate National Team...also that year was named the Sun Belt Conference Tournament's Most Outstanding Player and a *Baseball America* second-team All-American.

TRAHAN'S CAREER TRANSACTIONS

-- Was selected by the Reds in the third round of the June 2015 first-year player draft. Was signed by Ben Jones.

CAREER FIELDING								
Pos.	Pct.	G	PO	A	E	TC	DP	PB
2B	-.---	3	0	0	0	0	0	-
3B	1.000	2	1	1	0	2	0	-
SS	1.000	5	4	5	0	9	3	-

Career Hitting

Yr	Club	AVG	G	AB	R	H	2B	3B	HR	RBI	SH	SF	HB	BB	SO	SB	CS	OBP	SLG	E
15	Billings - R	.312	47	186	32	58	8	3	1	15	1	1	3	25	19	10	3	.400	.403	8
	Daytona - A	.114	11	35	1	4	0	0	0	0	0	0	1	0	5	0	0	.139	.114	2
16	Daytona - A	.263	* 131	521	* 90	137	21	9	4	47	12	4	1	49	73	25	8	.325	.361	15
17	Pensacola - AA	.222	136	455	55	101	18	0	2	27	11	1	7	52	82	12	7	.311	.275	^ 9
18	Louisville - AAA	.245	129	444	55	109	17	1	2	31	12	0	5	49	104	6	3	.327	.302	^ 8
	Cincinnati	.214	11	14	2	3	0	0	0	0	0	0	0	0	4	0	0	.214	.214	0
19	Louisville - AAA	.226	101	354	34	80	14	2	5	29	2	3	5	22	84	3	5	.279	.319	^ 4
	#Greeneville - R	.267	4	15	0	4	1	0	0	0	0	0	1	0	3	0	0	.313	.333	0
Major Totals		.214	11	14	2	3	0	0	0	0	0	0	0	0	4	0	0	.214	.214	0
Minor Totals		.245	559	2010	267	493	79	15	14	149	38	9	23	197	370	56	26	.318	.320	46

Injury rehab, * Led Florida State League, ^ Led his league's shortstops in fielding percentage (.982 in 2017, .984 in 2018, .990 in 2019)

SINGLE-SEASON CAREER HIGH STREAKS

Hitting Streak: 2g, 9/9-9/17, 2018; **Hitless Streak:** 7ab, 9/19-9/30, 2018



JOSH

@VanMeter15

INF / OF

VANMETER

17

Age: 25 Ht.: 5-11 Wt.: 190 Bats: L Throws: R ML Service: 0.123

Born: 3/10/95 Birthplace: Ossian, IN Resides: Ft. Wayne, IN

Acquired: Was acquired from the Padres as the player to be named in the December 8, 2016 trade that sent C Luis Torrens to San Diego, December 9, 2016.

Contract: Signed through the 2020 season and under team control through 2025.

CAREER HIGHLIGHTS

- Last name is spelled VanMeter.
- In 2019 was an International League All-Star.
- In April 2019 was the organization's Minor League Player of the Month and the International League's Player of the Month.
- In 2017 was a Southern League All-Star.
- In 2016 was a California League All-Star and MiLB.com Padres Organizational All-Star.

LEADOFF HOME RUNS (1)

Date	Pitcher
8/31/19/N at StL	Michael Wacha, 1st pitch

CONSECUTIVE GAMES (MINIMUM 3)

Date	Dates
3 straight games	7/24-7/27, 2019

2019 SEASON

- In his Major League debut made 95 apps, including 54 starts at 5 positions and DH (32gs in LF, 9gs at 1B, 9gs at 2B, 2gs at 3B, 1gs in RF, 1gs at DH).
- Among National League rookies ranked eighth in walks and T9th in stolen bases.
- Had 4 stints on the Reds' roster...from 5/5-5/16 went 2-for-14 (1rbi) in 8 apps and 2 starts...from 5/21-6/18 made 20 apps and 5 starts (7-27, .259, 2 2b, 2rbi)...in his third stint, from 7/4-7/7 went 1-for-4 with a 2-run double in 2 apps (PH, PH-LF-2B-1B-LF).
- Was promoted for the final time just after the All-Star break, as 1 of 7 roster moves on 7/18, and finished the season hitting .240 (10 2b, 1 3b, 8hr, 19rbi) in his last 65 apps and 47 starts.
- Beginning 8/12 started 35 of the Reds' last 46 games (20gs in LF, 10gs at 1B, 4gs at 2B, 1gs in RF).
- Was 1 of 4 Reds players to homer in at least 3 straight games (7/24-7/27; Eugenio Suárez 4 times, Joey Votto, Aristides Aquino).
- On the first pitch of the game in the 3-2 walkoff loss on 8/31/night at StL produced his first career leadoff HR (off Michael Wacha).
- Earned the first of his 4 promotions on 5/5 and in that night's 6-5 loss vs SF became the second Reds player to make his Major League debut this season and the second rookie to appear in a game for the Reds (CF Nick Senzel)...pinch hit in the seventh inning, took a walk off Reyes Moronta and stole second base on the first pitch.
- In the 12-4 win on 5/6 vs SF pinch hit, recorded his first career RBI when he was hit by a pitch with the bases loaded...then played 2B (7th inning) and 3B (8th, 9th).
- On 5/8 at Oak served as the DH and batted ninth in the first start of his Major League career...in his first plate appearance singled off Brett Anderson for his first career hit.
- In the seventh inning of the 3-2 win on 7/20 vs StL hit his first career home run, a 2-run HR off Miles Mikolas that snapped the 1-1 tie.
- His solo HR off RHP Jhoulys Chacín on 7/24 at Mil traveled 463 feet per Statcast, the longest by a Reds batter in 2019 and the second-longest by any player at Miller Park in 2019 (Travis Shaw, 465 feet, 6/23 vs Cin)...was the longest home run by a visiting player at Miller Park since StL's Marcell Ozuna hit a 479-foot HR on 4/3/18.
- In the eighth inning of the 9-8 loss on 8/25 at Pit became the 36th player to homer into the Allegheny River (2-run off Kyle Crick)...was accomplished for the 54th time.
- On 9/13 at Ari snapped a season-high 0-for-16 skid with a 2-run HR off Mike Leake.
- Was 1 of 5 Reds players to make his Major League debut (CF Nick Senzel, OF Brian O'Grady, RHP Jimmy Herget, RHP Joel Kuhnel).

- Was an International League All-Star.
- In April was the organization's Minor League Player of the Month and the International League's Player of the Month...in April hit .358 and led the IL in games (26), hits (34), runs (24), HR (11), RBI (28), total bases (24), slugging percentage (.758) and OPS (1.204)...his 11 HR and 28 RBI are RiverBats/Bats records for April (since 2000).
- On 4/29 at Toledo tied Louisville franchise records with 3 HR and 8 RBI.
- Had 4 multi-homer games in his first 29 apps, tying Brandon Cromer (1999) and Mike Hessman (2013) for the most by a Bats batter in a full season since 1982.
- For the Bats started at 1B (10gs), 2B (20gs), 3B (10gs), LF (3gs) and DH (4gs).
- In spring training came over from minor league camp to make 10 apps for Reds (1-13).

PERSONAL: Is a native of Ossian (AH-see-in), Indiana, a town with a population of about 3,400 located 3 hours from Cincinnati near Fort Wayne...graduated from Norwell High School.

VANMETER'S CAREER TRANSACTIONS

- Was selected by the Padres in the fifth round of the June 2013 first-year player draft. Was signed by Mark Conner.
- On Fort Wayne's disabled list with a fractured left fibula, April 14-August 11, 2015.
- Was acquired by the Reds as the player to be named in the December 8, 2016 trade that sent C Luis Torrens to San Diego, December 9, 2016.

CAREER FIELDING								
Pos.	Pct.	G	PO	A	E	TC	DP	PB
1B	.985	17	55	11	1	67	4	-
2B	1.000	18	13	22	0	35	4	-
3B	1.000	6	2	4	0	6	1	-
LF	.951	47	57	1	3	61	0	-
RF	1.000	2	1	0	0	1	0	-

Career Hitting

Yr	Club	AVG	G	AB	R	H	2B	3B	HR	RBI	SH	SF	HB	BB	SO	SB	CS	SLG	OBP	E
13	AZL Padres - R	.278	44	158	33	44	7	2	0	16	1	1	2	24	25	10	4	.348	.378	11
14	Fort Wayne - A	.254	116	421	49	107	24	0	3	39	2	0	1	34	87	8	4	.333	.311	18
15	Fort Wayne - A	.250	25	96	13	24	4	0	0	3	0	0	0	13	12	1	1	.292	.339	2
	AZL Padres - R	.727	3	11	3	8	2	1	0	0	0	0	0	1	0	1	0	1.091	.727	0
16	Lake Elsinore - A	.267	95	348	51	93	21	2	12	51	1	3	1	48	64	9	2	.443	.355	19
	San Antonio - AA	.198	29	106	10	21	2	0	2	5	1	0	0	7	18	2	2	.274	.248	9
17	Pensacola - AA	.255	132	475	45	121	29	1	5	54	1	7	1	53	100	15	3	.352	.326	17
18	Pensacola - AA	.284	30	95	13	27	10	0	1	14	2	1	0	23	19	5	2	.421	.420	2
	Louisville - AAA	.253	98	332	40	84	25	6	11	45	0	2	0	28	73	5	3	.464	.309	4
19	Louisville - AAA	.348	49	181	43	63	14	1	14	43	1	2	3	24	37	8	3	.669	.429	5
	Cincinnati	.237	95	228	33	54	13	1	8	23	0	1	2	29	56	9	3	.408	.327	4
	Major Totals	.237	95	228	33	54	13	1	8	23	0	1	2	29	56	9	3	.408	.327	4
	Minor Totals	.266	621	2223	300	592	138	13	48	270	9	16	8	254	436	63	25	.405	.341	87

SINGLE-SEASON CAREER HIGH STREAKS

Hitting Streak: 6g, 8/12-8/17, 2019; Hitless Streak: 16ab, 9/5-9/13, 2019



JOEY VOTTO

1B
19

Age: 36 Ht.: 6-2 Wt.: 220 Bats: L Throws: R ML Service: 12.027

Born: 9/10/83 Birthplace: Toronto, Canada Resides: Toronto, Canada

Acquired: Was selected by the Reds in the second round of the June 2002 first-year player draft. Was signed by John Castleberry.

Contract: Signed a 10-year contract extension through the 2023 season, with a club option for 2024, April 4, 2012.

CAREER HIGHLIGHTS

- Is the 2010 National League Most Valuable Player and Hank Aaron Award winner, a 6-time NL All-Star, a *Sporting News* NL All-Star and the only Reds first baseman ever to win a Rawlings Gold Glove Award.
- Received NL Most Valuable Player Award votes 7 times in the last 10 seasons, 6 times finished among the Top 10 and 3 times finished among the Top 3...finished first in 2010, sixth in 2011, 14th in 2012, sixth in 2013, third in 2015, seventh in 2016 and second by 2 points to Mia's Giancarlo Stanton in 2017 in the fourth-closest vote ever.
- 5 times was a finalist for the prestigious Hank Aaron Award, presented to the most outstanding offensive performer in each league...won the award in 2010...was a finalist in 2011, 2015, 2016 and 2017.
- 3 times was a finalist for the Rawlings Gold Glove Award for first basemen...won the award in 2011...was a finalist in 2017 and 2018.
- 6 times was voted by the Cincinnati chapter of the BBWAA the Ernie Lombardi Award as the Reds' MVP (unanimously in 2016 and 2017).
- Was named to MLB.com and ESPN.com's Team of the Decade for 2010-2019 and was Canadian Baseball Network's Hitter of the Decade.
- Became only the third player in Major League history, all National Leaguers, to lead his lead in both hits and walks in a decade (Bob Elliott, 1940s & Rogers Hornsby, 1920s).
- Twice received the Lou Marsh Award as Canada's Athlete of the Year (2010, 2017)...is 1 of only 3 baseball players to win the prestigious award and the only one to win it more than once (Ferguson Jenkins 1974; Larry Walker 1998)...twice received the Syl Apps Award as Ontario's Athlete of the Year (2010, 2017).
- 7 times received the Canadian Baseball Hall of Fame's Tip O'Neill Award (2010-2013, 2015-2017), sharing the honor in 2011 with Brewers pitcher John Axford...is the only player to win that award more than 2 years in a row and is 1 of only 2 players to win it more than 3 times (Larry Walker, 9 times).
- In March 2013 was voted by fans the Face of MLB.
- With 284 career HR ranks fourth on the club's all-time list (Johnny Bench 389, Frank Robinson 324, Tony Perez 287)...is the all-time leader in home runs at Great American Ball Park (152; Jay Bruce 2nd, 136).
- His 1,180 career walks are the most in Major League history by a player born in Canada (Larry Walker 2nd, 913)...his 284 HR are second-most by a Canadian (Larry Walker 383).
- Holds franchise records for career games played at first base (1,674) and intentional walks (140)...shares Joe Morgan's club career record for number of seasons with at least 100 walks (6)...holds franchise single-season records for walks (143 in 2015), on-base percentage (.474 in 2012), number of times on base safely via hit, walk or HBP (321 times in 2017), number of games reaching base safely (150g in

SINCE HIS DEBUT....

Joey Votto's rankings among all Major League hitters since his debut on 9/4/07:

Walks	1,180	1st
On-Base Percentage421	1st
OPS941	1st
Batting Average307	2nd
Average with RISP330	2nd
Doubles	404	3rd
Runs	1,009	3rd
Slugging Percentage519	4th
Hits	1,866	6th
RBI	944	10th
Home Runs	284	13th

% - Minimum 5,500pa & 1,700pa with RISP

ON-BASE PERCENTAGE, CAREER

1. Ted Williams, HOF482
2. Babe Ruth, HOF474
3. Billy Hamilton, HOF455
4. Lou Gehrig, HOF448
5. Barry Bonds444
6. Rogers Hornsby, HOF434
7. Ty Cobb, HOF433
8. Jimmie Foxx, HOF429
9. Tris Speaker, HOF428
10. Eddie Collins, HOF424
11. Dan Brouthers, HOF424
12. Max Bishop423
13. Joe Jackson422
14. JOEY VOTTO421
15. Mickey Mantle, HOF420

OPS, CAREER

1. Babe Ruth, HOF	1.164
2. Ted Williams, HOF	1.115
3. Lou Gehrig, HOF	1.080
4. Barry Bonds	1.051
5. Jimmie Foxx, HOF	1.038
6. Hank Greenberg, HOF	1.017
7. Rogers Hornsby, HOF	1.010
8. Mike Trout	1.000
9. Manny Ramirez996
25. Willie Mays942
26. JOEY VOTTO941

Lists courtesy @EliasSports, Minimum 5,000pa

2017), number of games reaching base safely at least twice (107g in 2015 & 2017) and number of consecutive games reaching base safely at least twice (20g from 7/26-8/15, 2017)...shares Pete Rose's single-season franchise record for number of consecutive games reaching base safely (48g from 8/11-10/2, 2015).

- In the last 12 seasons led the Reds in batting average 8 times, in doubles 7 times and in hits 6 times.
- From 2007-2016 made 1,103 starts next to 2B Brandon Phillips, the most on the right side of the infield for any tandem in Reds history and the highest total by any set of infielders active at that time...1B Frank McCormick and 2B Lonny Frey rank second in Reds history with 774 starts together.
- Is 1 of only 3 players in Major League history to lead his league in on-base percentage at least 7 times in any decade (7 times from 2010-2019; Ted Williams, 7 times from 1940-1949; Rogers Hornsby, 8 times from 1920-1929).
- In the last 10 seasons led the National League in doubles once, in walks 5 times, in on-base percentage 7 times, in slugging once and in OPS twice (2010, 2017).
- Since 1900 is the only batter in Reds history and 1 of 9 players overall to lead the National League in walks for 3 straight seasons (2011-2013).
- Is the only Red and 1 of 6 players in Major League history to lead his league in on-base percentage for 4 straight years (2010-2013)...is the only Reds player and 1 of 6 players in Major League history to lead his league in on-base percentage at least 7 times, joining Barry Bonds (10) and Cooperstown Hall of Famers Ted Williams (12), Babe Ruth (10), Rogers Hornsby (9) and Ty Cobb (7).
- Is the second player in Reds history to produce 30 doubles in 6 straight seasons (2008-2013; Pete Rose, 1965-70 & 1972-78) or 30 doubles in any 10 years (Rose, 13).
- With a minimum of 5,500 career at bats is 1 of only 19 players in modern Major League history to hit at least .300 (.307) with an on-base percentage of .400 (.421) and a slugging percentage of .500 (.519).
- Among active players ranks first in career on-base percentage (.421), second in career OPS (.941, Mike Trout 1.000) and third in career batting average (.307; Miguel Cabrera, .315; Jose Altuve .315).
- Is 1 of only 3 active players with at least 1,600 hits and 1,000 walks (Miguel Cabrera, Albert Pujols) and 1 of only 4 actives with at least 1,866 hits, 404 doubles, 284 HR and 944 RBI (Pujols, Cabrera, Robinson Cano).
- His 1,674 career apps and 1,657 starts at 1B are second-most among active players at that position (Albert Pujols, 1,902 apps & 1,842 starts).
- In each of the last 5 seasons, per *Baseball America* was voted by managers, scouts and executives the batter with the best strike zone judgment in the National League.
- In the *Sporting News*' 2011 poll of baseball executives was rated the fourth-best player in baseball behind Albert Pujols, Troy Tulowitzki and Felix Hernandez.
- In 2010 became the 10th Reds player and third Canadian to win the Most Valuable Player Award...prior to Game 4 of the 2010 World Series received from Commissioner Bud Selig the Hank Aaron Award as the NL's best hitter...in his native Canada, was honored by 8 organizations for his 2010 MVP season...was ranked No. 1 in the *Toronto Sun*'s 2010 list of most influential Canadians in baseball.
- Played for Canada in the 2009 World Baseball Classic and hit .556 (second among all WBC players) with a 1.111 slugging percentage (third best)...also played for Canada in the 2013 WBC.
- 5 times was the National League Player of the Week (9/21-9/27, 2009; 7/25-7/31, 2011; 5/13-5/19, 2013; 6/26-7/2, 2017; 4/23-4/29, 2018).
- In 2008 finished second in the National League Rookie of the Year Award voting, was a finalist for a Players Choice Award in the category of Outstanding NL Rookie, was a TOPPS Major League Rookie All-Star and was the Reds' MVP...in September 2008 received the National League Rookie of the Month Award.
- In 2007 was a TOPPS Class AAA All-Star, Louisville's Most Valuable Player, the International League's Rookie of the Year and an IL All-Star...in May 2007 was Louisville's and the Reds' Hitter of the Month.
- Played in the 2006 Southern League All-Star Game and 2007 Triple-A All-Star Game...played for the World Team in MLB's All-Star Futures Games in Pittsburgh (2006) and San Francisco (2007).

FIRST 13 YEARS

Only **20 players** in Major League history, through the first 13 seasons of their careers, produced at least a **.307** batting average, **284** HR, **944** RBI and a **.941** OPS:

Player	13th Year	BA	HR	RBI	OPS
JOEY VOTTO	2019	.307	284	944	.941
Miguel Cabrera	2015	.321	408	1445	.961
Albert Pujols	2013	.321	492	1498	1.008
Todd Helton	2009	.328	325	1202	.994
Vlad Guerrero, HOF	2008	.323	392	1268	.963
Manny Ramirez	2005	.314	435	1414	1.008
Mike Piazza, HOF	2004	.315	378	1161	.947
Frank Thomas, HOF	2002	.314	376	1285	1.000
Larry Walker, HOF	2001	.315	309	1029	.968
Willie Mays, HOF	1964	.313	453	1290	.978
Mickey Mantle, HOF	1963	.309	419	1187	1.011
Stan Musial, HOF	1954	.344	292	1253	1.015
Ted Williams, HOF	1954	.348	366	1387	1.124
Joe DiMaggio, HOF	1951	.325	361	1537	.977
Johnny Mize, HOF	1951	.314	351	1281	.968
Hank Greenberg, HOF	1947	.313	331	1274	1.017
Mel Ott, HOF	1938	.315	342	1306	.974
Jimmie Foxx, HOF	1937	.334	379	1345	1.063
Lou Gehrig, HOF	1935	.343	378	1570	1.084
Babe Ruth, HOF	1926	.348	356	1097	1.181

JOEY VOTTO'S HARDWARE

NL Most Valuable Player	2010
Hank Aaron Award	2010
National League All-Star	2010, 2011, 2012, 2013, 2017, 2018
Sporting News All-Star	2010
Rawlings Gold Glove Award	2011
Reds' Most Valuable Player	2008, 2010, 2011, 2015, 2016, 2017

- In 2006 was the Southern League's MVP and batting champion, TOPPS' Southern League Player of the Year and the Reds organization's minor league Hitter of the Year...also was a *Baseball America* Minor League and Class AA All-Star and a TOPPS Class AA All-Star.
- In 2005 was selected to play for Team Canada in the IBAF XXXVI World Cup in Amsterdam, Netherlands.
- In the minor leagues produced 5 career grand slams.
- In 2007 became the 14th native Canadian to appear for the Reds (LHP Rheel Cormier, RHP Ryan Dempster, RHP Chris Reitsma, OF Glen Gorbous, P Bert Sincock, OF Doc Miller, P Clarence Currie, P Bob Hooper, OF Nigel Wilson, P Rube Vickers, OF Andy Kyle, P Win Kellum, OF Tip O'Neill).
- Graced the cover of the 8/30/10 issue of *Sports Illustrated*, the only Reds player to do so since Ken Griffey Jr. on 6/14/04.
- On 3/17/13 made a guest voice appearance on *The Cleveland Show*... fellow Major Leagueers Andre Ethier, Matt Kemp, David Ortiz and Jimmy Rollins also were featured in the episode in which star of the show Cleveland pursues his life-long dream of becoming a baseball scout.
- Has 7 career starts at designated hitter (7-26, .269, 1 2b, 1 3b, 2hr, 5rbi, .345obp, .615slg)...made those starts on 6/18/16 at Hou, 6/12/18 & 6/13/18 at KC, 6/12/19 at Cle, 6/25/19 & 6/26/19 at LAA and 9/12/19 at Sea.
- Has been ejected 9 times in his career, most recently on 7/13/19 at Col by HP umpire James Hoye.

2019 SEASON

- For the fifth straight season, per *Baseball America* was voted by managers, scouts and executives the batter with the best strike zone judgment in the National League.
- Produced 30 doubles for the 10th time in his career...beginning in 2008, his first full season, Robinson Cano is the only other player in the Major Leagues with as many 30-double seasons (also 10).
- Led the team 2-hit games (30).
- Reached base safely in 118 of his 142 apps...from 5/1-5/3, for the only time all season failed to reach base safely in 3 straight games... was only the fourth such 3-game streak in his career (last, 4/19-4/21, 2016)...never in his career has he failed to reach base safely at least once over 4 consecutive apps.
- From 5/8-6/4 reached base safely in 20 consecutive games, a season-high that tied Nick Senzel's (5/10-6/1) for the longest by a Reds batter in 2019.
- From 8/18-8/26 was on the 10-day injured list with a low back strain... after he was reinstated on 8/27, in his last 29 apps of the season hit .257 (26-101, 7 2b, 3hr, 8rbi, 19r, .377obp).
- Beginning 5/8 made his last 105 starts batting second in the order.
- Made 15 starts batting leadoff (last, 5/7 at Oak)...from 4/16-5/7 made 15 of his 18 starts batting first, including 10 straight starts from 4/16-4/28... entered this year with 1 career start batting leadoff (6/18/08 vs LAD).
- In his first start of the season batting leadoff, on 4/16 at LAD, finished 1-for-4 with an RBI-double...was the 900th RBI of his career.
- Made 4 starts at DH (.385, 1 2b, 2hr, 2rbi, .467obp, .923slg, 6/12 at Cle, 6/25 & 6/26 at LAA, 9/12 at Sea).
- On 4/6 at Pit hit the 270th HR of his career, tying him with Adam Dunn for fourth on the Reds' all-time list.
- According to @MLBStats, in the eighth inning of the 3-2 loss on 4/17 at LAD popped out to the first baseman for the first time in his career (6,829th plate appearance)...in his next plate appearance, while batting first on 4/18 at SD, produced his only career leadoff HR (off Chris Paddock).
- On 4/28 at StL made his 1,600th career appearance.
- In the 11-inning, 12-11 loss on 5/3 vs SF went 0-for-7 in a game for only the second time in his career (9/4/13 vs StL)...in his career, once went 0-for-6 (6/28/16 vs Cubs), 17 times went 0-for-5.
- On 5/27/day vs Pit produced 3 hits and a double, tying Brandon Phillips for eighth place on the Reds' all-time hits list (1,774) and tying Johnny Bench for fourth place on the club's all-time doubles list (381)... passed Bench on 6/2 vs Wsh with a double off Max Scherzer.
- On 6/15 vs Tex made his 1,600th career appearance at 1B.

HITTER OF THE DECADE

Joey Votto's rankings among all Major League hitters during the decade covering **2010-2019**, when he was a **6-time All-Star** and the **2010 MVP**:

On-Base Percentage * ..	.428	1st
Walks * ..	1,046	1st
OPS ..	.944	^ 2nd
WAR * ..	48.1	^^ 3rd
Doubles * ..	327	3rd
Batting Average ..	.306	4th
Runs ..	847	4th
Slugging Percentage ..	.516	7th
Hits * ..	1,532	9th
Home Runs ..	231	16th
RBI ..	759	19th

^A Trout 1,000, ^{^^} Trout 73.4, Posey 53.0

* Led NL, third player in Major League history to lead league in hits and walks over a decade (Bob Elliott 1940s, Rogers Hornsby 1920s, both NL)

MLB.COM'S TEAM OF THE DECADE
2010 - 2019

Rank	Player, Position
1.	Mike Trout, CF
2.	Clayton Kershaw, LHP
3.	Justin Verlander, RHP
4.	Max Scherzer, RHP
5.	JOEY VOTTO, 1B
6.	Adrián Beltré, 3B
7.	Miguel Cabrera, 1B
8.	Buster Posey, C
9.	Chris Sale, LHP
10.	José Altuve, 2B

ESPN'S TEAM OF THE DECADE
2010 - 2019

Position	Player
Catcher ..	Buster Posey
First Base ..	JOEY VOTTO
Second Base ..	Robinson Cano
Third Base ..	Adrián Beltré
Shortstop ..	Francisco Lindor
Outfield ..	Mike Trout
Outfield ..	Mookie Betts
Outfield ..	Andrew McCutchen
Utility ..	Miguel Cabrera
Starting Pitcher ..	Clayton Kershaw
Starting Pitcher ..	Justin Verlander
Starting Pitcher ..	Max Scherzer
Starting Pitcher ..	Madison Bumgarner
Starting Pitcher ..	Chris Sale
Relief Pitcher ..	Craig Kimbrel

- With the third of his career-high 4 hits on 6/28 vs Cubs, reached 1,800 hits in his career and became only the fifth active player to reach base safely 3,000 times via hit, walk or HBP (Albert Pujols, Miguel Cabrera, Robinson Cano, Nick Markakis).
- On 7/13 at Col was ejected by HP umpire James Hoyer for arguing balls and strikes...was his ninth career ejection, his only ejection of 2019.
- On 7/30 vs Pit, hit his 150th career HR at Great American Ball Park (solo off Joe Musgrove).
- His first-inning double on 8/10 off Chi's Kyle Hendricks was his 865th career hit at Great American Ball Park, the most by any player at GABP (Brandon Phillips, 864).
- On 8/19 reached 12,000 years of Major League service time.
- In the 10th inning on 8/29 at Mia recorded the 6,000th at bat of his career (GIDP).
- On 9/1/night at StL doubled off Daniel Ponce de Leon for his 700th career extra-base hit.
- On 9/6 vs Ari made his 1,700th Major League appearance and Eugenio Suárez' 3-run HR scored his 1,000th career run...finished that game with 7,300 career plate apps.
- On 9/11 at Sea recorded his 400th career double (off Marco Gonzales).
- With 2 outs, the bases loaded and the score tied at 2-2 in the bottom of ninth inning of the 12-inning, 4-2 win on 9/28 at Pit was credited with playing LF for 1 batter as part of a 5-man infield...RF Aristides Aquino, standing to his left, wore Votto's glove and was credited with playing 1B, while Phillip Ervin moved from LF to RF.

2018 SEASON

Was voted by his peers to his sixth All-Star team, the most All-Star apps ever by a player born in Canada (Larry Walker, 5)...in the bottom of the 10th inning of the American League's 8-6 win at Nationals Park, hit a solo HR off Tor's J.A. Happ...is 1 of 7 players and only the second Red to produce a home run in extra innings in the All-Star Game (Tony Perez, 1967, 15th inning)...is the only player born in Canada to homer in the All-Star Game...from 4/23-4/29 was the National League's Player of the Week, his fifth career weekly award...for the second straight season and third time overall was a finalist for the Rawlings Gold Glove Award for first basemen...for the seventh time in his career led the National League in on-base percentage (.417)...is 1 of only 6 players in Major League history to lead his league in on-base percentage at least 7 times (Ted Williams 12, Babe Ruth 10, Barry Bonds 10, Rogers Hornsby 7, Ty Cobb 7)...reached base safely in 127 of the 144 apps in which he had a plate appearance...also among the National League leaders ranked third in walks, fifth in BA with RISP (.339), eighth in BA on the road (.311) and 10th in BA vs RHP (.298)...led the team in walks...recorded at least 100 walks for the sixth time, tying Joe Morgan's franchise record...on 7/27 vs Phi drew his 136th career intentional walk (off Jake Thompson), a new franchise career record (Johnny Bench, 135 IBB)...finished the season with 138 career IBB...for the fourth time in his career produced more walks (108) than strikeouts (101)...on 4/17 at Mil reached 1,000 walks in 1,446 apps, the fourth-fewest games to 1,000 walks in National League history...Pete Rose (1,210) is the only other player in Reds history with at least 1,000 walks...from 6/15-6/26 recorded a walk in 11 consecutive apps (14bb, .481obp), 2 games shy of the franchise record for walks in consecutive apps (Adam Dunn, 13g, 5/15-5/28, 2002)...that streak was snapped on 6/27 at Atl, when in the first inning he was ejected by HP umpire Carlos Torres following a called strike 3...was his eighth career ejection, his first since 9/9/15...each base safely 260 times, just 14 behind National League leader Freddie Freeman...fell short in his bid to become the 12th player in history to reach

MR. 300

Joey Votto holds the franchise record for **times reaching base in a season** (321 in 2017), 3 times led the Major Leagues in that category (2013, 2015, 2017) and 5 times led the **National League** (2011, 2013, 2015, 2016, 2017)...listed below are the only Red batters to reach base safely **300 times** in a season:

Joey Votto, 2017 321	Pete Rose, 1975 310
Joey Votto, 2015 319	Pete Rose, 1976 307
Joey Votto, 2013 316	Pete Rose, 1973 301
Pete Rose, 1969 311	Shin-Soo Choo, '13
	 300

Votto also reached base 299 times in 2011, 294 times in 2016

TWICE DAILY

From 7/26-8/15, 2017 **Joey Votto** reached base safely at **least twice in 20 straight games**, a franchise record and 1 shy of **Ted Williams'** 1948 Major League record (lists below).

Reds Record

20 Joey Votto	7/26 - 8/15, 2017
15 Joey Votto	7/16 - 8/2, 2016
15 Joey Votto	7/10 - 7/28, 2015
15 Pete Rose	9/23/75 - 4/21/76

Major League Record

21 Ted Williams	5/31 - 6/24, 1948
20 Joey Votto	7/26 - 8/15, 2017
20 Barry Bonds	6/20 - 7/15, 2004
20 Pete Rose	9/3 - 9/22, 1979
18 Jason Giambi	9/20/2000 - 4/8/2001
18 Steve Finley	6/20 - 7/11, 1996
18 Ted Williams	6/10 - 6/29, 1951
18 Ted Williams	8/25 - 9/14, 1941
18 Lou Gehrig	7/12 - 7/27, 1930
18 Rogers Hornsby	6/7 - 6/25, 1925
18 Steve Evans	8/29 - 9/15, 1914

Courtesy Elias Sports Bureau

WALKING AWAY FROM STRIKEOUTS

Joey Votto has produced **more walks than strikeouts** 4 times in his career (2012, 2015, 2017, 2018)...he is the only player in Reds history to collect **134 walks** or more in a season while striking out **83 times** or fewer (2017)... listed below are the only Major Leaguers since **1995** with **134 walks** or more and **83 strikeouts** or fewer in a season:

Joey Votto, Cin	2017	134 bb, 83 k
Barry Bonds, SF	2004232 bb, 41 k
Barry Bonds, SF	2003148 bb, 58 k
Barry Bonds, SF	2002198 bb, 47 k
Brian Giles, Pit	2002135 bb, 74 k
Barry Bonds, SF	1996151 bb, 76 k
Gary Sheffield, Fla.	1996142 bb, 66 k
Frank Thomas, CWS	1995136 bb, 74 k

base via hit, walk or HBP at least 300 times in a season 4 times (Jeff Bagwell, Wade Boggs, Barry Bonds, Jimmie Foxx, Lou Gehrig, Todd Helton, Rogers Hornsby, Stan Musial, Pete Rose, Babe Ruth, Ted Williams)...Votto reached base safely at least 300 times in 2013, 2015 and 2017...from 8/17-8/29 was disabled with a right lower leg contusion suffered when he was hit by a Ryan Madson pitch on 8/4 at Wsh...in the Reds' 10 games after that HBP missed 4 starts and 2 games until he was disabled...on 8/7 & 8/8 at NYM missed consecutive starts for the first time since June 2016...missed 12 games while he was disabled...prior to his disabling missed only 8 starts and 3 of the Reds' 121 games...missed his first full game on 4/12 vs StL, snapping at 202 games his streaks of consecutive games played and consecutive games started...prior to that 4/12 day off, had appeared in and started every Reds game since he was given the day off at StL on 9/2/16, when Ivan De Jesus Jr. played 1B...during his 202 games started streak played 1,733.1 of the Reds' 1,782.1 innings in the field (97%)...was the longest games started streak by a Reds player since Pete Rose started 370 consecutive games from 1973-1976...in the Wild Card ERA has produced the Reds' second-, third- and fourth-longest games played streaks (226g, 204g, 202g)...Aaron Boone played in 241 consecutive games over the 2002-2003 seasons... from 9/7-9/16 produced a season-high 8-game hitting streak and from 5/20-6/12 produced a season-high 20-game on-base streak...made 131 starts batting third in the order, 1 start batting cleanup (5/18 at Cubs) and 8 starts batting second, including 7 straight starts batting second from 8/4-8/15...on 5/18 vs Cubs made his 29th career start batting cleanup (0-3, 1bb), his first appearance there since he hit fourth in both games of a DH on 5/15/14 vs SD...was his only start of the 2018 season batting fourth...in the first inning on 4/16 at Mil singled off Brent Suter for his 1,600th Major League hit...in the first inning on 4/17 at Mil recorded his 1,000th career walk (off Junior Guerra)...his RBI-single in the sixth inning on 4/22 at StL was the 1,604th hit of his career, moving him past Justin Morneau and into second place alone on the all-time hits list by players born in Canada (Larry Walker 1st, 2,160 hits)...in the 15-9 win on 4/27 at Min tied his career high by reaching base safely in 6 plate apps (single, double, HR, 2 walks, hit by a pitch)...he also did it on 5/18/13 at Phi (4h, 2bb)...before Votto did it in 2013, the last Reds batter to reach base safely 6 times in a 9-inning game was Sean Casey on 5/19/1999 at Col...Votto is the first Reds batter to twice reach base safely 6 times since Johnny Bench did it at Wrigley Field on 6/14/1975 and again there on 7/22/1979...in 2018, 16 Major League batters reached base 6 times...from 4/24-4/27 vs the Braves and Twins homered in 4 consecutive apps, a career high and 1 shy of the franchise record...his grand slam on 6/19 off Det's Matthew Boyd was his first home run since 5/13 at LAD...in his 30 apps between homers hit .321 (34-106, 9 2b, 2 3b, 9rbi, .442obp)... his grand slam on 9/8 vs SD off Robbie Erlin was his first home run since 7/9 at Cle, snapping a 36-game homerless streak that did not include his HR in the All-Star Game...was the second-longest single-season homerless stretch of his career (40g, 6/25-10/3, 2012)...from 5/18-6/6 did not produce an RBI over 18 apps, the longest streak of his career without driving in a run...on 7/9 at Cle hit his 266th career HR, moving him past Matt Stairs into second place alone on the all-time list of HR by players born in Canada (Walker, 383)...just prior to Opening Day was announced as winner of the 2017 Lou Gehrig Memorial Award, presented annually to a Major League Baseball player who best exemplifies the giving character of Hall of Famer Lou Gehrig...the award permanently is maintained at the National Baseball Hall of Fame and Museum in Cooperstown...also was the club's nominee for the MLBPA's Marvin Miller Man of the Year Award, which goes to the player whose on-field performance and contributions to his community most inspire others to higher levels of achievement.

GAMES, REDS CAREER

1. Pete Rose 2,722
2. Dave Concepcion 2,488
3. Barry Larkin 2,180
4. Johnny Bench 2,158
5. Tony Pérez 1,948
6. **JOEY VOTTO** **1,717**

RUNS, REDS CAREER

1. Pete Rose 1,741
3. Barry Larkin 1,329
4. Johnny Bench 1,091
5. Frank Robinson 1,044
6. **JOEY VOTTO** **1,009**

HITS, REDS CAREER

1. Pete Rose 3,358
2. Barry Larkin 2,340
3. Dave Concepcion 2,326
4. Johnny Bench 2,048
5. Tony Pérez 1,934
6. Vada Pinson 1,881
7. **JOEY VOTTO** **1,866**

DOUBLES, REDS CAREER

1. Pete Rose 601
2. Barry Larkin 441
3. **JOEY VOTTO** **404**

HOME RUNS, REDS CAREER

1. Johnny Bench, R 389
2. Frank Robinson, R 324
3. Tony Pérez, R 287
4. **JOEY VOTTO, L** **284**

RBI, REDS CAREER

1. Johnny Bench 1,376
2. Tony Pérez 1,192
3. Pete Rose 1,036
4. Frank Robinson 1,009
5. Barry Larkin 960
6. Dave Concepcion 950
7. **JOEY VOTTO** **944**

WALKS, REDS CAREER

1. Pete Rose 1,210
2. **JOEY VOTTO** **1,180**

INTENTIONAL BB, REDS CAREER

1. **JOEY VOTTO** **140**
2. Johnny Bench 135

HITS AT GABP, ALL-TIME

1. **JOEY VOTTO** **877**
2. Brandon Phillips 864
3. Jay Bruce 566
4. Adam Dunn 379
5. Zack Cozart 353
6. Eugenio Suárez 345

HOME RUNS AT GABP, ALL-TIME

1. **JOEY VOTTO** **152**
2. Jay Bruce 136
3. Adam Dunn 126
4. Brandon Phillips 113
5. Eugenio Suárez 78

2017 SEASON

In the BBWAA's National League Most Valuable Player Award voting finished second by 2 points to Mia's Giancarlo Stanton in the fourth-closest vote ever...received MVP votes for the seventh time in the last 8 seasons, for the sixth time finished among the Top 10 and for the third time finished among the Top 3...was a National League All-Star for the fifth time...also for the fifth time was a finalist for the Hank Aaron Award...for the second time was a finalist for the Rawlings Gold Glove Award for first basemen...was rated by field managers the best hitter in the National League...for the sixth time was voted by the local chapter of the BBWAA the Ernie Lombardi Award as the Reds' Most Valuable Player...for the second straight year, the vote was unanimous...for the seventh time received the Canadian Baseball Hall of Fame's Tip O'Neill Award for his individual and team accomplishments and for the second time won the Lou Marsh Award as Canada's Athlete of the Year...joined Babe Ruth (1921, 1924, 1926, 1930) and Ted Williams (1941, 1942, 1949) as the only players in Major League history to produce in a season at least 179 hits, 36 HR and 134 walks with 83 strikeouts or fewer...joined Babe Ruth (35 in 1930) and Lou Gehrig (33 in 1936) as the only players in their age-33 seasons or older to produce at least 175 hits, 130 walks and a .450 on-base percentage...Votto turned 34 in September...was the only player in the Major Leagues to produce at least 26 HR and 100 RBI while hitting .300 with an on-base percentage of .400 and a slugging percentage of .500...for the eighth time in his career hit least .300 with an on-base percentage of .400...for the seventh time in his career hit at least .300 with an on-base percentage of .400 and a slugging percentage of .500...for the third straight year and fifth time in his career produced at least 100 walks in a season...led the Major Leagues by reaching base safely 321 times, breaking his own club record (319, 2015)...Col's Charlie Blackmon reached base 288 times to rank second...reached base at least 300 times in a season for the third time in his career, 1 shy of Pete Rose's club record...led the Major Leagues in on-base percentage, walks and intentional walks...tied KC's Alcides Escobar for the Major League lead in games started (162)...led the National League in walks for the fifth time, in on-base percentage for the sixth time and in both categories in the same season for the fourth time...also led the National League in OPS (1.032)...led the Major Leagues with a walks-to-strikeouts ratio of 1.61...LAD's Justin Turner was second at 1.05 and LAA's Mike Trout third at 1.04...only 14 times struck out more than once, including a season-high 3 strikeouts twice (8/18 at Atl, 9/30 at Chi)...from 6/5-6/16 did not strike out in a season-high 43 straight plate apps... became the first player in Reds history with at least 100 runs, 100 RBI, 300 total bases and 300 times on base...3 of the previous 5 Major League players to produce those numbers won the Most Valuable Player Award a total of 4 times (Mike Trout, Albert Pujols twice, Alex Rodriguez)...reached base safely in 150 apps, breaking his 2013 club record (146g)...reached base safely at least twice in 107 apps, tying his 2015 club record...reached base safely at least 3 times in 51 apps, tying his career high (2015)...tied his career high with 106 runs scored (2010)...produced on-base streaks of 27 games (4/24-5/24), 29 games (7/26-8/26) and 32 games (8/27-end of the season)...his 32-game on-base streak tied teammate Zack Cozart's as the longest by a Reds batter this season and tied for the second-longest in the Major Leagues this year (SF's Eduardo Nunez, 33g)...his 29-game on-base streak from 7/26-8/26 included a stretch from 7/26-8/15 during which he

1,000 HITS & 200 HOMERS

Listed below are the **only 7 players** in Reds history since 1900 with **1,000 hits & 200 HR**.

Player	H	HR	Years
Johnny Bench *	2,048	389	1967-83
Tony Perez *	1,934	287	1964-86
Joey Votto	1,866	284	2007-19
Frank Robinson *	1,673	324	1956-65
Ted Kluszewski *	1,499	251	1947-57
George Foster *	1,276	244	1971-81
Jay Bruce	1,116	233	2008-16

* Members of the Reds Hall of Fame

.300 & 250, CAREER

Listed below are the only players in Reds history to produce in their careers at least a **.300 batting average and 250 home runs**.

	BA	HR	OBP	SLG
Frank Robinson	.303	324	.389	.554
Joey Votto	.307	284	.421	.519
Ted Kluszewski	.302	251	.357	.512

.320 & 430, SEASON

Joey Votto and **Joe Morgan** are the only Reds players to produce in a season a **.320 batting average and .430 OBP** in a season.

Player	Year	BA	OBP
Joey Votto	2017	.320	.454
Joey Votto	2016	.326	.434
Joe Morgan	* 1976	.320	.444
Joe Morgan	* 1975	.327	.466

* National League's Most Valuable Player

BEST SEASONS IN REDS HISTORY

Only 4 players in Reds history produced in a single season at least a **.320 average, 30 HR and 100 RBI**:

Player	Year	BA	HR	RBI
JOEY VOTTO	2017	.320	30	100
JOEY VOTTO	* 2010	.324	37	113
George Foster	* 1977	.320	52	149
Frank Robinson	1962	.342	39	136
Frank Robinson	* 1961	.323	37	124
Ted Kluszewski	1954	.326	49	141
(Joey Votto)	2016	.326	29	97

* National League's Most Valuable Player

.300 SEASONS, REDS CAREER

Pete Rose	13	Joey Votto	8
Edd Roush	9	Larkin & Kluszewski	7

SEASONS WITH 100 WALKS, REDS CAREER

Joey Votto	* 6	Johnny Bench	1
Joe Morgan	6	George Burns	1
Adam Dunn	5	Bob Bescher	1
Shin-Soo Choo	1	Johnny Bates	1
Pete Rose	1	Miller Huggins	1

* Most among active players (76 walks in 2019)

Barry Bonds holds the MLB record with 14 seasons of 100 walks

FEWEST CAREER GAMES TO 1,000 WALKS, NL HISTORY

- Billy Hamilton * 1,284
- Roy Thomas * 1,386
- Joe Morgan 1,418
- Joey Votto** **1,446**

* Pre-1900. List courtesy Elias Sports Bureau
Votto recorded his 1,000th walk on 4/17/18 at Mil

reached base safely at least twice in 20 straight games, a franchise record and 1 shy of Ted Williams' 1948 Major League record, and a 17-game hitting streak from 7/26-8/12 that tied his career high and ranked as the longest by a Reds batter in 2017...the 17-game hitting streak tied for the third-longest in the National League this season...appeared in 162 games for the second time in his career (2013)...became the fourth Red to start at least 162 games in a season, joining Pete Rose ('65, 163gs in '74, '75), Leo Cardenas (163gs in '64) and Vada Pinson ('63)...played first base in 1,391.2 of the team's 1,430 innings...established a new club record by producing his fourth season OPS of at least 1.000 (1.024 in 2010, 1.041 in 2012, 1.000 in 2015, 1.032 in 2017)...shared the club mark with Frank Robinson, who did it in 3 consecutive seasons from 1960-1962...Kal Daniels (1987), George Foster (1977), Joe Morgan (1976), Bernie Carbo (1970) and Ted Kluszewski (1954) each had 1 season with an OPS of at least 1.000 while playing for the Reds...with a 7.5 WAR as calculated by Baseball Reference ranked first among Major League first basemen and fourth among all position players (Jose Altuve 8.4, Aaron Judge 8.1, Giancarlo Stanton 7.6)...became the first Reds batter to draw at least 20 intentional walks in a season since Dave Parker in 1985 (24)...his 132 career intentional walks are 3 shy of the franchise record held by Johnny Bench (135, 1967-83)...intentional walks became a statistic in 1955...his season batting average peaked at .321 through his third plate appearance on 9/29 (177-551, .32123)...among first basemen ranked second in the National League in fielding percentage...was the league leader in fielding percentage at first base through the first 154 games of the season, then committed 2 errors in his last 8 apps...produced a pair of season-high 53-game errorless streaks (5/27-7/25, 7/27-9/22), his longest single-season errorless streaks since he began 2011 with 65 consecutive errorless games...on 7/3 at Col hit a solo homer off Jeff Hoffman to become the 10th Reds player and 28th active player with 1,500 career hits...on 7/28 at Mia produced his 800th career RBI, tying Frank McCormick for 11th on the Reds' all-time list...in his first plate appearance on 8/6 vs StL produced a 3-run HR off Adam Wainwright...was the 250th HR of his career and 135th HR at Great American Ball Park, tying Jay Bruce for most among all players in that ballpark...homered again the next night vs SD off Jhoulys Chacin to set new ballpark record with his 136th homer there...on 8/27 vs Pit, with 5 walks tied the club record for the second time (Hughie Critz on 5/28/1926 at StL, Johnny Bench on 7/22/1979 at Chi, Votto on 9/23/2013 vs NYM)...over 2 apps on 8/27 vs Pit and 8/29 vs NYM recorded 8 walks total and a walk in 6 consecutive plate apps, the longest streak in the Major Leagues since Col's Brad Hawpe walked 6 straight times from 6/22-6/23, 2008...was National League Player of the Week for 6/26-7/2 (11-21, .524, 3hr, 6rbi, 1.095slg, .630obp)...was his fourth career award and first since May 2013.

2017 NATIONAL LEAGUE MVP AWARD VOTING

Player	Club	1st	2nd	3rd	4th	5th	6th	Pts
Giancarlo Stanton	Marlins	10	10	5	3	1	1	302
JOEY VOTTO	REDS	10	9	4	5	2		300
Paul Goldschmidt	D-Backs	4	5	4	9	5	2	239

The 2-point margin was the third-closest in the history of the BBWAA's National League **Most Valuable Player Award** balloting and fourth-closest overall...StL's Keith Hernandez and Pit's Willie Stargell tied in 1979...StL's Marty Marion beat Chi's Bill Nicholson by 1 point in 1944...NY's Joe DiMaggio beat Bos' Ted Williams by 1 point in 1947.

BBWAA'S 2016 NL MVP AWARD VOTING

1. * Kris Bryant, Chi
2. Daniel Murphy, Wsh
3. Corey Seager, LAD
4. Anthony Rizzo, Chi
5. Nolan Arenado, Col
6. Freddie Freeman, Atl
- 7. JOEY VOTTO, CIN**
8. Yoenis Cespedes, NY
9. Justin Turner, LAD
10. Max Scherzer, Wsh

27 players received at least 1 vote.
* Received 29 of 30 first-place votes

2016: Unanimously was voted by the local chapter of the Baseball Writers' Association of America the Ernie Lombardi Award as the Reds' Most Valuable Player...finished seventh in the BBWAA's National League Most Valuable Player Award voting...was a finalist for the 2016 Hank Aaron Award...for the sixth time received the Canadian Baseball Hall of Fame's Tip O'Neill Award...ranked among the National League leaders in almost every statistical category, including on-base percentage (.434, 1st), OPS (.985, 2nd), walks (T2nd), hitting (3rd), slugging percentage (.550, 6th), hits (8th), RBI (10th), runs (9th) and total bases (306, 10th)...led the NL in on-base percentage for the fifth time...hit .344 in night games, third-best in the NL and the highest night BA by a Reds batter since Pete Rose hit .362 in 1973...after hitting .213 through May, his season batting average peaked at .327 after his fourth at bat on 10/1 vs Chi (180-551, .3266787)...beginning 6/1 led the Major Leagues in batting average (.378) and on-base percentage (.482) while ranking third in the majors and second in the National League in slugging percentage (.619; Freddie Freeman .641, Brian Dozier .631)...after the All-Star break led the Major Leagues in hitting (.408), on-base percentage (.490) and slugging percentage (.668)...became the first player to hit .400 over the second half of a season since Sea's Ichiro Suzuki hit .429 in 2004...led the team in runs scored, hits, total bases, walks, on-base percentage, slugging percentage, BA with RISP (.356) and multi-hit games (48) and tied Brandon Phillips for the club lead in doubles...fell 1 HR shy of becoming the first Reds player ever to hit .325 with 30 HR, a .430 on-base percentage and a .550 slugging percentage...for the seventh time hit hit least .300 with an on-base percentage of at least .400...reached base 294 times, second-most in the Major Leagues (Mike Trout 300)...produced at least 100 walks for the fourth time...became only the second Reds player with at least 30 doubles in 8 different seasons (Pete Rose, 13 seasons)...hit .229 in April, .200 in May, .319 in June, .419 in July, .394 in August and .389 in September/October...on 8/31 at LAA, went 1-for-4 to finish hitting .394 for the month of August after hitting .419 in July...with 1 more hit or 2 fewer at bats he would have become the first Reds player and first Major League batter since 2010 to hit at least .400 in consecutive months...in 2010, Josh Hamilton hit .454 in June and .418 in July...Vada Pinson

in 1961 is the only Reds batter since 1900 to hit at least .400 in any 2 months of a season (.406 in May, .403 in September)...hit safely in 61 of his 72 apps after the All-Star break (107-262, .408, 15hr, 55rbi, 1.158ops), including a career-high 17-game hitting streak to open the second half that was snapped on 8/4 vs StL (29-58, .500, 3 2b, 4hr, 12rbi, 17bb)...during the streak raised his season BA from .252 to .293...was the longest hitting streak by a Reds batter since Brandon Phillips' 22-game streak in 2007...from 9/8-9/16 went 8g and 34 plate apps without reaching base by walk, his longest stretch since 4/23-4/30, 2013 (8g, 34ab, 34pa)...hasn't gone more than 8g without a walk since an 11-game stretch from 7/21-8/1, 2009 (41ab, 42pa)...on 5/30 at Col hit his 200th career HR (solo off Jason Motte)...on 9/10 at Pit celebrated his birthday going 4-for-5 with a double, home run and 2 runs scored, raising his batting average to what then was a season-high .318...on 9/23 at Mil lined into a 3-3-6 triple play, the first by a Reds batter since Edwin Encarnacion lined into a 6-4-3 triple play on 4/12/09 at Pit...on 9/29 at StL singled off Alex Reyes for his 1,400th career hit.

BBWAA'S 2015 NL MVP AWARD VOTING

1. * Bryce Harper, Wsh
 2. Paul Goldschmidt, Ari
 3. **JOEY VOTTO, CIN**
 4. Anthony Rizzo, Chi
 5. Andrew McCutchen, Pit
 6. Jake Arrieta, Chi
 7. Zack Greinke, LA
 8. Nolan Arenado, Col
 9. Buster Posey, SF
 10. Clayton Kershaw, LA
- 20 players** received at least 1 vote
* Received all 30 first-place votes

2015: Finished third in the BBWAA's National League Most Valuable Player Award voting and was 1 of 3 finalists in the Players Choice Awards category of Comeback Player of the Year...for the fourth time received the Ernie Lombardi Award as the Reds' Most Valuable Player...for the fifth time in 6 seasons received the Canadian Baseball Hall of Fame's Tip O'Neill Award...fell 1 home run and 7 walks shy of joining Barry Bonds (4x), Ted Williams (3x) and Babe Ruth (2x) as the only players in Major League history to hit at least .300 with 30 home runs and 150 walks... established modern franchise records for walks (143), number of games reaching base at least twice (107) and total number of times reaching base via hit, walk or HBP (319)...he broke his own records, all set in 2013...from 8/11-10/2 reached base safely via hit, walk or HBP in 48 consecutive games (.357ba, .528obp), tying Pete Rose's single-season modern franchise record (6/12-8/2, 1978)... was the longest single-season streak in the Major Leagues since Kevin Millar reached safely in 52 straight in 2007 (6/20-8/25) and the longest in the NL since Barry Bonds' 58-game streak in 2003...from 7/10-7/28 reached base safely at least twice via hit, walk

or hit by pitch in 15 consecutive apps, also a single-season franchise record (.500ba, 4 2b, 4hr, 9rbi, 17bb, 2hbp, .833slg, .642obp)...the club's previous single-season mark of 13 such games was shared by Joe Kelley (1903), Johnny Temple (1958), Pete Rose (1967) and Adam Dunn (2002)...after the All-Star break led the Major Leagues in hitting (.362), on-base percentage (.535) and walks (86) and ranked sixth in the majors in slugging percentage (.617)...the only other players since the advent of the All-Star Game to produce in either half of a season a .362 batting average, .535 on-base percentage and 1.152 OPS are Ted Williams (1941 post-ASG, .406ba, .583obp, 1.373ops) and Barry Bonds (2004 pre-ASG, .365ba, .628obp, 1.422ops)...for the season led the Major Leagues in walks...led the NL in walks for the fourth time in 5 seasons and came to within .002 of leading the league in on-base percentage for the fifth time in 6 years (.459, Bryce Harper .460)...overall ranked among the NL leaders in at least 16 statistical categories...led the club in apps, runs, walks, intentional walks (15), 2-hit games (42), 3-hit games (13) and multi-hit games (55)...also led the club batting both second (70g) and third (86) in the order...became only the third player in Reds history to produce at least 30 doubles in 7 seasons (Pete Rose, Vada Pinson)...overall reached safely in 144 of his 158 apps and fell 2g shy of his franchise record for number of games in a season reaching base (146, 2013)...reached base safely in at least 140g in a season for the third time (2011, 2013)...Rose (6x) and Frank Robinson are the only other Reds batters to reach base in 140g in any season...in addition to his 48-game on-base streak, from 5/20-6/25 put together a 32-game on-base streak that when snapped ranked as the longest streak in the majors (.310ba, .424obp)...his 34 multi-walk games were a career high...14 times walked at least 3 times in a game, with a high of 4 walks on 7/31 vs Pit...his 38 walks in August were a club record for a calendar month (32, Joe Morgan, July 1979) and the most by any Major League batter since SF's Barry Bonds walked 40 times in September 2004...in the 11-2 win on 6/9 vs Phi produced his third career 3-homer game (4rbi, 4r), tying the club record he shares with 26 other players...is only the second Reds player (along with Johnny Bench) and 36th player in Major League history with at least three 3-homer games...also had a 2-homer game (4/10 vs StL)...on 5/24 at Cle hit his 250th career double (off Trevor Bauer)...on 7/4 vs Mil made his 900th career start next to 2B Brandon Phillips...on 7/25 at Col produced his 600th RBI (RBI-single off Chris Rusin)...on 9/21 at StL walked (off Jaime Garcia) for the 136th time, setting a new single-season club record...in the 11th inning on 10/2 at Pit was hit by an Antonio Bastardo pitch to reach base for the 317th time, setting a new single-season club record...was ejected 3 times (5/6 at Pit by HP Chris Conroy, 8/2 vs Pit following a bench-clearing incident, 9/9 vs Pit by HP Bill Welke)...were the fifth, sixth and seventh ejections of his career...served 1-game suspensions on 5/9/g1 at WSox (for 5/6 ejection) and 9/18 at Mil (for 9/9 ejection, reduced from 2g).

2014: Missed 99 games with a distal quad strain in his left knee...missed 23g from 5/16-6/9 and beginning 7/6 missed the last 76g of the season...in his absence the Reds went 43-56 (11-12, 32-44)...despite his 2 stints on the disabled list ranked second on the club in walks (47) behind Todd Frazier (52)...in the first inning of the second game of the year, following a rain delay of 2:40, doubled off StL's Michael Wacha for his first hit of the season and 1,000th hit of his career...on 5/9 and 5/10 vs Col homered on consecutive pitchers over 2g...in the 4-3 win on 5/9, batting fourth in the lineup for the first time since 8/10/09 at StL, produced his fourth career walkoff HR (solo off Boone Logan), then on the first pitch of his next plate appearance the next night homered off Jordan Lyles...on 6/15 at Mil recorded his 600th career walk in his 935th appearance...since 1900, the only other players with 600 walks and a career batting average as high as Votto's .312 mark through their first 935 apps are Ted Williams (.353, 856bb), Babe Ruth (.344, 724bb), Frank Thomas (.327, 774bb) and Mickey Mantle (.316, 659bb)...on 4/12 vs TB made his ninth career start batting second in the order and his first start in that spot since 8/8/08 vs Hou...had batted third in the Reds' starting lineup since 8/10/09 at StL, when he hit cleanup for the second of 2 straight games...from 8/11/09 - 4/11/14 made 635 consecutive starts batting third.

2013: Was named to his fourth straight All-Star team and finished sixth in the BBWAA's Most Valuable Player Award voting...was a finalist for the Louisville Slugger Silver Slugger Award...during spring training was voted by fans the Face of Major League Baseball...for the third straight season was rated by opposing managers the National League's batter with the best strike zone judgment...established single-season club records for walks with 135 (132, Joe Morgan, 1975) and for times on base safely via hit, walk or HBP with 316 (311, Pete Rose, 1969), both the highest totals in the Major Leagues...his 135 walks are the most in the Major Leagues since Barry Bonds established the all-time record with 232 walks in 2004...for the third straight season led the National League in walks and for the fourth straight year led the NL in on-base percentage...since 1900 is the first batter in Reds history and the ninth player to lead the National League in walks for 3 straight seasons (Barry Bonds last, 2000-2004)...is the first Red and sixth player in Major League history to lead his league in on-base percentage for 4 straight years...is only the third batter in Reds history to record more than 100 walks in a season more than once (2011, 2013; Joe Morgan 6 times, Adam Dunn 5 times)...with his fifth walk on 9/23 vs NYM tied both the club record for walks in a game (Hughie Critz, 5/28/26 at StL & Johnny Bench, 7/22/79 at Chi) and Morgan's club record for walks in a season...reached base safely in 146 of his 162 apps, including a season-high streak of 38g (6/13-7/26)...from 9/23-9/25 vs NYM went hitless in 3 straight games for the only time all season and for the first time since 9/17-9/19, 2011...on 9/24 and 9/25 vs NYM, for the only time all season did not reach base safely in 2 consecutive games...became the first Reds player to appear in 162g since Aaron Boone in 2002...made 161 starts, his only game out of the lineup on 6/14 vs Mil but pinch hit and walked...finished

BBWAA'S 2013 NL MVP AWARD VOTING

1. *Andrew McCutchen, Pit
2. Paul Goldschmidt, Ari
3. Yadier Molina, StL
4. Matt Carpenter, StL
5. Freddie Freeman, Atl
6. **JOEY VOTTO, Cin**
7. Clayton Kershaw, LAD
8. Hanley Ramirez, LAD
9. Carlos Gomez, Mil
10. **Jay Bruce, Cin**
11. Craig Kimbrel, Atl
12. **Shin-Soo Choo, Cin**

24 players received at least 1 vote.
* Received 28 of 30 first-place votes

300 TEAMMATES

Listed below are the only sets of Major League teammates who reached base safely at **least 300 times** in a season via **hit, walk or hit by a pitch**:

2013 Reds	Joey Votto, Shin-Soo Choo
1999 Yankees	Bernie Williams, Derek Jeter
1997 Astros	Jeff Bagwell, Craig Biggio
1937 Tigers	Charlie Gehring, Hank Greenberg
1931 Yankees	Lou Gehrig, Babe Ruth
1930 Yankees	Lou Gehrig, Babe Ruth
1930 Cubs	Kiki Cuyler, Woody English, Hack Wilson
1928 Yankees	Lou Gehrig, Babe Ruth
1927 Yankees	Lou Gehrig, Babe Ruth
1923 Indians	C. Jamieson, J. Sewell, T. Speaker

TAG TEAM

In 2013, **Joey Votto** (146-162) and **Shin-Soo Choo** (138-154) combined to reach base in **284** of their **316 apps** and finished first and second, respectively, in the National League in **on-base percentage**...listed below are the last sets of teammates to finish first and second in their leagues in OBP:

Last, 2005:	NY's Giambi (.440), Rodriguez (.421)
Last NL, 1985:	LA's Guerrero (.422), Scioscia (.407)
Last Reds, 1975:	Morgan (.466), Rose (.406)
2013 Ranks:	Votto (.435, 1st), Choo (.423, 2nd)

the season with 999 career hits...his season-high 12-game hitting streak from 5/11-5/24 included 9 multi-hit games (24-47, .511, 2 2b, 4hr, 10rbi, 16r)...was NL Player of the Week for 5/13-5/19, his third weekly award, after leading the majors in hitting (.583) and on-base percentage (.655)...since 1933, the only 2 players in Major League history with at least 112 hits and 71 walks prior to the All-Star break are Votto (112h, 71bb in 2013) and Frank Thomas (1994, 116h, 84bb)...on 4/25 at Wsh homered off Gio Gonzalez for the Reds' only hit, the first Reds player to homer in an opposing team's 1-hitter since Jerry Hairston Jr. homered off SD's Mat Latos on 7/29/09...on 5/18 at Phi became only the fourth Reds player to reach base 6 times (4-4, 2bb) while hitting a homer (Frank Robinson, Pete Rose, Sean Casey)...produced his 500th RBI on 7/20 vs Pit and his 150th HR on 8/2 vs StL (3-run off Shelby Miller)...on 9/6 and 9/7 vs LAD followed his season-high 0-for-13 skid by reaching base safely in each of 9 straight plate apps, a new career high (4 hits, 5 walks)...in the National League's 3-0 All-Star Game loss at Citi Field went 0-for-2...in 2 starts at 1B and 1 start at DH for Team Canada in the World Baseball Classic went 2-for-9 (5bb, 5r).

BBWAA'S 2012 NL MVP AWARD VOTING

- 1. * Buster Posey, SF
 - 10. Jay Bruce, Cin
 - 12. Aroldis Chapman, Cin
 - 13. Brandon Phillips, Cin
 - 14. **JOEY VOTTO, CIN**
 - 30. Johnny Cueto, Cin
- 35 players** received at least 1 vote
* Received 27-32 first-place votes

2012: Was named to his third All-Star team, finished 14th in the BBWAA's Most Valuable Player voting and was a finalist for the Rawlings Gold Glove Award... missed 48g with a knee injury but still led the National League in on-base percentage (.474), walks (94, tied w/ Dan Uggla) and intentional walks (18)... established a club record for on-base percentage (.441, Joe Morgan, 1976)... fell 27 plate apps shy of qualifying for the league leaders but led the NL in on-base percentage pursuant to Rule 10.22(a)... became only the second player to lead the Reds in on-base percentage for 3 consecutive seasons (Joe Morgan, 1974-1976) and only the eighth player to lead the NL in 3 straight years (Morgan, Barry Bonds, Mike Schmidt, Elbie Fletcher, Arky Vaughn, Rogers Hornsby, Honus Wagner)... for the second straight season was rated by opposing managers the National

League's best defensive first baseman and the batter with the best strike zone judgment... was rated the NL's best hitter in 2012... from 7/17-9/3 was on the disabled list following a pair of arthroscopic surgeries on his left knee... suffered the injury on 6/29 at SF but appeared in 7 more Reds games and the All-Star Game before he went on the DL... on 7/17 had arthroscopic surgery to repair the torn medial meniscus... on 8/11 he had a floating piece of cartilage removed in a 6-minute procedure... after he returned to the lineup on 9/5 reached base safely in 24 of his 25 apps (24-76, .316, 7rbi) and in that span led the Major Leagues in on-base percentage (.505) and walks (28)... on 9/5 vs Phi, in his first plate appearance after surgery, singled off Roy Halladay... in 86 apps prior to the injury hit .342 (36 2b, 14hr, 49rbi) and was leading the NL in doubles (36), walks (66), intentional walks (13), on-base percentage (.465), extra-base hits (50) and BA vs RHP (.360)... in 78 of his first 86 apps reached base safely via hit or walk, including a season-high streak of 28 straight from 4/15-5/17... prior to his injury appeared in 86 of the Reds' 88g and missed only 3 starts (5/30 at Pit, 7/1 at SF, 7/2 at LA)... although he missed 48g still produced a career-high 44 doubles, which tied for second in the NL... before his injury was on pace for 66 doubles, 1 shy of the Major League record (67, Bos' Earl Webb, 1931)... did establish the club record for doubles prior to the All-Star break (35)... from 4/8-4/28 went 19 apps between his first and second home runs, the second-longest drought of his career (20g, 4/29-5/21, 2011)... in the 9-6 win on 5/13 vs Wsh tied career highs with 4h, 4r and 3hr while establishing new career bests with 6rbi and 14tb... homered twice off Nationals starter Edwin Jackson and then hit a walkoff grand slam off Henry Rodriguez... in 28g from 5/19-6/18 went 44-for-98 with 12 doubles and 7 homers (.449ba, .786slg, .542obp, 22r)... became the first Reds player since Frank Robinson in 1961 to produce at least 44 hits and 19 extra-base hits over a span of as few as 100ab... during the NLDS vs SF produced a 3-hit game in Game 2 and 2-hit games in Games 4 and 5.

2011: Was a National League All-Star for the second straight season and became the first Reds first baseman to win a Rawlings Gold Glove Award... finished sixth in the league's MVP voting... for the second straight year and third time in the last 4 seasons was voted by the local chapter of the Baseball Writers' Association of America the Ernie Lombardi Award as the Reds' Most Valuable Player... for the second straight season received the Canadian Baseball Hall of Fame's Tip O'Neill Award for his individual and team accomplishments, sharing the award with Brewers pitcher John Axford... established a club single-season record for assists by a first baseman (173) and was rated by opposing managers the best defensive first baseman in the National League... was the club's nominee for the Hank Award Award, presented annually to each league's best hitter... led the National League in doubles (40), walks (110), on-base percentage (.416), BA on the road (.334) and BA with RISP (.383)... ranked among the NL leaders in games (161, T2nd), total bases (318, 4th), overall hitting (.309, 5th), extra-base hits (72, 5th), runs (101, T5th), multi-hit games (55, T5th), hits (185, 6th), RBI (103, 6th), intentional walks (15, T6th), BA vs LHP (.333, 7th), slugging (.531, 9th) and BA in day games (.312, 9th)... fell 11 points and 1 homer short in his attempt to become only

BBWAA'S 2011 NL MVP AWARD VOTING

- 1. * Ryan Braun, Mil
 - 2. Matt Kemp, LAD
 - 3. Prince Fielder, Mil
 - 4. Justin Upton, Ari
 - 5. Albert Pujols, STL
 - 6. **JOEY VOTTO, CIN**
- 26 players** received at least 1 vote
* Received 20-32 first-place votes

the second player in Reds history to hit at least .320 with 30hr and 100rbi in more than 1 season (Frank Robinson, 1961 & 1962)... also was trying to become the first Reds batter to hit .320 in 3 straight seasons since Cooperstown Hall of Famer Ernie Lombardi did it in 4 straight from 1935-38... established career highs in games, at bats, hits and doubles... became the first Reds batter with consecutive 100-RBI seasons since Adam Dunn in 2004 and 2005... was NL Player of the Week for 7/25-7/31... reached base safely via hit, walk or HBP in 145 of his 161 apps, including a season-high streak of 33g to begin the season (.345, 5hr, 18rbi, 29bb)... that streak was snapped on 5/8 at Cubs, just 1g shy of the club's modern record for reaching base safely to begin a season

2011 RAWLINGS GOLD GLOVE AWARDS

National League

- 1B **JOEY VOTTO, CIN**
- 2B Brandon Phillips, Cin
- 3B Placido Polanco, Phi
- SS Troy Tulowitzki, Col
- OF Gerardo Parra, Ari
- OF Matt Kemp, LAD
- OF Andre Ethier, LAD
- C Yadier Molina, STL
- P Clayton Kershaw, LAD

American League

- 1B Adrian Gonzalez, Bos
- 2B Dustin Pedroia, Bos
- 3B Adrian Beltre, Tex
- SS Erick Aybar, LAA
- OF Alex Gordon, KC
- OF Jacoby Ellsbury, Bos
- OF Nick Markakis, Bal
- C Matt Wieters, Bal
- P Mark Buehrle, Chi

(34g, Dave Collins, 1981)...only 4 times all year went consecutive games without reaching base (6/17-6/18 vs Tor, 7/19-7/20 at Pit, 9/4 at StL & 9/5 at Chi, 9/18 vs Mil & 9/19 vs Hou)...had not failed to reach safely over any 3-game span since 8/30 vs LAD and 8/31 vs Pit (DH), 2009...played in all but 1g (5/9 at Hou) and missed just 3 starts, on 5/9 at Hou (Cin's 35th game), 7/25 vs NYM (102nd game, PH) and 8/23 at Fla (128th game, PH/1B)...from 8/13-8/26 produced a season-high 11-game hitting streak (16-32, .500, 6hr, 13rbi)...in the third inning on 6/25 at Bal hit his 100th career HR (3-run off Brian Matusz), then 2 innings later added another (2-run off Matusz) for his seventh career multi-homer game...his second 2-homer game, in the 14-inning, 5-4 win on 8/28 vs Wsh, included a walkoff solo HR off Collin Balester...produced the first of his 2 walkoff hits in the 10th inning of the 6-5 win on 5/13 vs StL, an RBI-single off Jason Motte...from 7/26-7/28 homered in 3 straight games for the second time in his career (9/3-9/5, 2008)...in the sixth inning on 9/17 vs Mil drew his 106th walk to establish a new single-season record for players from Canada (Jack Graney, 105bb, 1919)...sent his batting gloves to the Canadian Baseball Hall of Fame.

2010 NATIONAL LEAGUE MVP AWARD VOTING

Player	Club	1st	2nd	3rd	Pts
JOEY VOTTO	REDS	31	1		443
Albert Pujols	Cardinals	1	21	8	279
Carlos Gonzalez	Rockies		7	13	240
Adrian Gonzalez	Padres		1	3	197
Troy Tulowitzki	Rockies			2	132

Joey Votto was the 10th Reds player named MVP since the award's inception in 1931, tying the A's for third-most by any team and trailing only the Cardinals (13) and Yankees (12). In 2010, 27 players received votes. Cin's **Scott Rolen** finished 14th with 26 points.

VOTTO'S 2010 AWARDS

- National League's Most Valuable Player
- National League's Hank Aaron Award
- Ernie Lombardi Award, Reds MVP
- National League All-Star
- Sporting News All-Star
- Canadian Baseball Hall of Fame's Tip O'Neill Award
- George Gross/Toronto Sun Sportsperson of Year
- Lou Marsh Canadian Athlete of Year
- Ontario Sports Legends Hall of Fame Athlete of Year
- Postmedia News Canadian Male Athlete of Year
- QMI Agency Canadian Male Athlete of Year
- Baseball Canada Wall of Excellence

2010: Became the 10th Reds player and third Canadian to win the Most Valuable Player Award...was named to his first All-Star team after receiving 13.7 million votes in the 2010 All-Star Game Final Vote...also was a *Sporting News* All-Star in voting of his peers...prior to Game 4 of the World Series received the Hank Aaron Award as the National League's best hitter...in his native Canada, was honored by 7 organizations for his outstanding 2010 season...was ranked No. 1 in the *Toronto Sun's* 2010 list of most influential Canadians in baseball...for the second time in 3 seasons unanimously was voted the Ernie Lombardi Award as the Reds' Most Valuable Player...also was a finalist for the MLBPA Players' Choice Player of the Year Award and Major League Baseball Clutch Performer of the Year Award Presented by Pepsi...led the Reds to the National League Central Division championship while ranking among the NL's Top 3 in 11 statistical categories, in the Top 5 in 15 categories and among the Top 8 in 18 categories...led the Major Leagues in on-base percentage (.424) and hitting on the road (.349) and led the NL in slugging percentage (.600), hitting vs RHP (.347), RBI ratio (4.8ab) and OPS (1.024)...among NL batters in the prestigious Triple Crown categories ranked second in hitting and third in both homers and RBI...became only the third Reds player in the last 50 years to lead the National League in both on-base percentage (.424) and slugging percentage (.600), joining Frank Robinson in 1962

and Joe Morgan in 1976...led the Reds in hitting, runs, hits, total bases (328), doubles, homers, RBI, walks, slugging, on-base percentage, 2-hit games (36), 3-hit games (12, tied w/ Jay Bruce and Brandon Phillips) and multi-hit games (51)...is only the fourth player in Reds history to hit at least .320 with 37 HR and 113 RBI in a season, joining MVP George Foster in 1977, Frank Robinson in 1961 (MVP) & 1962 and Ted Kluszewski in 1954...was the first Reds batter to lead the team in hitting, HR and RBI since Eric Davis in 1989...in his last 60 apps of the season hit .352 (76-216, 14hr, 49rbi) as the Reds battled for the division title...in April hit .275 (23g, 4hr, 12rbi)...in 127g the rest of the season hit .332 (33hr, 101rbi)...from 5/15-7/3 reached base safely in a career-high 41 straight games, the longest such streak by a Reds batter since Pete Rose reached base safely in 48 straight games from 6/12-8/2, 1978 and the third-longest in the Major Leagues in 2010 (NYY's Mark Teixeira 42g, Fla's Logan Morrison 42g)...during the 41-game streak hit .325 with .427 on-base and .592 slugging percentages (51-157, 11hr, 33rbi, 24bb, 4hbp)...that streak was snapped on 7/4 at Chi, when he was ejected in the top of the first inning by HP umpire Angel Campos for arguing balls and strikes...the next day started another on-base streak that reached 10 consecutive games before it was snapped on 7/19 vs Wsh...graced the cover of the 8/30 issue of *Sports Illustrated*, the first Reds player to do so since Ken Griffey Jr. on 6/14/04...12 Reds players now have appeared solo 23 times on the *Sports Illustrated* cover, including Pete Rose (8 times), Johnny Bench (3), Griffey Jr. (2), Tom Seaver (2), Joe Morgan (1), George Foster (1), Eric Davis (1), Chris Sabo (1), Deion Sanders (1), Joey Jay (1) and Roy McMillan (1)...former owner Marge Schott also appeared on 1 cover...was the club's nominee and a finalist for the Hutch Award, presented each year to the Major League player who best exemplifies the honor, courage and dedication of former Reds manager Fred Hutchinson.

REDS' WINNERS, BBWAA MOST VALUABLE PLAYER AWARD

Player	Year
Ernie Lombardi, C	1938
Bucky Walters, RHP	1939
Frank McCormick, 1B	1940
Frank Robinson, OF	1961
Johnny Bench, C	1970
Johnny Bench, C	1972
Pete Rose, LF	1973
Joe Morgan, 2B	1975
Joe Morgan, 2B	1976
George Foster, LF	1977
Barry Larkin, SS	1995
JOEY VOTTO, 1B	2010

Votto was the third Canadian to win the MVP (Col's Larry Walker in 1997, Min's Justin Morneau in 2006).

2009: Led the club in hitting (.322), runs (82), total bases (266), doubles (38), HR (25), walks (70), multi-hit games (44) and 4-hit games (4)...ranked among the National League leaders in hitting (5th), on-base percentage (.414, 4th), slugging percentage (.567, 5th), hitting on the road (.335, 4th), hitting with RISP (.336, 8th), hitting at night (.323, 6th), hitting vs RHP (.319, 9th) and hitting vs LHP (.329, 8th)...beginning 9/10 led all Major League hitters in batting average (.440), raising BA from a season-low .296...hit 16 doubles in September, a club record for a calendar month...was NL Player of the Week for 9/21-9/27 after leading the majors in almost every statistical category...as part of that Player of the Week performance, from 9/22-9/26 became the first Major League player with 10 doubles over a 5-game span since Pit's Paul Waner did it in 1932...reached base via hit, walk or HBP in 113 of his 131 apps...became the first Reds player with at least 20 homers as a rookie and again in the following season since Hall of Famer Frank Robinson did it in 1956 and 1957...from 5/30-6/22 missed 21g while on the disabled list with depression and anxiety related to the death of his father in August 2008...hit .357 in 38 apps before he went on the DL and .309 in 93 apps after he came off the DL...in the Reds' 17g from 5/7-5/25 missed 12 starts with a respiratory infection and dizziness...left the game on 5/29 at Mil with stress-related issues and the next day went on the 15-day disabled list...didn't play for the Reds again until 6/23 in his hometown of Toronto...in the 7-5 win on 6/25 at Tor made the first of his 4 starts batting cleanup (4-5, double, HR, 3rbi)...played in every inning of every game until he left in the sixth inning of the 15-3 loss vs Mil on 5/6...didn't start any of the next 4g because of the respiratory infection and dizziness, but entered the game on 5/10 vs STL as a defensive replacement and in his first plate appearance homered off Kyle McClellan...was ejected twice, on 7/12 at NYM by HP umpire Bill Welke and on 7/27 vs SD by 3B umpire Jerry Crawford, both times for arguing balls and strikes...played for Canada in the World Baseball Classic and hit .556 (second among all WBC players) with a 1.111 slugging percentage (third).

2008: In his first full Major League season finished second in the National League Rookie of the Year Award voting, was a finalist for a Players Choice Award in the category of Outstanding NL Rookie, was a TOPPS Major League Rookie All-Star and in a unanimous vote of the local chapter of the Baseball Writers' Association of America received the Ernie Lombardi Award as the Reds' Most Valuable Player...led NL rookies in hitting (.297), hits (156), HR (24), total bases (266), multi-hit games (42), on-base percentage (.368) and slugging percentage (.506) and ranked second in RBI (84), runs scored (69), doubles (32) and extra-base hits (59)...among all NL batters ranked fourth with a .317ba in day games...ranked eighth among all NL first basemen in fielding percentage (.991, 11e, 1197tc) and established a club record for first basemen with 136 assists (135, Frank McCormick, 1944)...led the Reds in games (151), hitting, hits, total bases, doubles and RBI...became the first player in franchise history to produce at least 20 homers and 30 doubles in his rookie season...also led the club with 18g of at least 3 hits, the most by any rookie in the Major Leagues...hit 23 of his 24 homers as a first baseman, a new franchise record for home runs by a rookie at that position (Ted Kluszewski, 12hr, 1948) and the second-most by any rookie in Reds history (Frank Robinson, 38hr, 1956)...his 84rbi were the third-most in Reds history by a rookie (Frank McCormick, 106rbi, 1938 & Jim Greengrass, 100rbi, 1953)...after the All-Star break hit .321 (11hr, 44rbi)...in August led the club in hitting (.382) and RBI (18)...in September led the club in hitting (.309), HR (9) and RBI (20) and earned the National League's Rookie of the Month Award presented by Gillette...beginning 7/30, in his last 48g of the season hit .351 (11hr, 40rbi)...in his last 11g of the season hit .452 with 8 multi-hit games (5hr, 12rbi), raising BA from .283 to season-ending .297...finished the season with a 7-game hitting streak that tied his career high, including 5 multi-hit games (13-26, .500, 3hr, 7rbi)...led the club with 55 starts batting seventh in the order but also hit

RISPY BUSINESS

Listed below are the Reds' single-season leaders in **batting average with runners in scoring position** since 1974:

Player	BA vs RISP	Year
Ken Griffey Sr.	.409	1976
Pete Rose	.409	1975
JOEY VOTTO	.383	2011
Joe Morgan	.380	1976
JOEY VOTTO	.371	2017
JOEY VOTTO	.370	2012
JOEY VOTTO	.369	2010

LHB VS LHP

Listed below are the Reds' single-season leaders in batting average **by LH batters vs LH pitchers** since 1974:

Player	BA vs LHP	Year
Ken Griffey Sr.	.393	1976
Sean Casey	.335	2005
JOEY VOTTO	.333	2011
JOEY VOTTO	.331	2015
JOEY VOTTO	.329	2009
Ken Griffey Sr.	.327	1981
Sean Casey	.320	2003

REDS' ALL-TIME HOME RUNS, FIRST BASE

279	JOEY VOTTO	2007-2019
249	Ted Kluszewski	1947-1957
141	Tony Perez	1964-76, 1984-86
139	Lee May	1965-1971

Includes home runs hit only as a first baseman
Courtesy Elias Sports Bureau

STROLLIN'

Joey Votto is the only modern Reds batter and 1 of 9 players ever to **lead the National League in walks** for at least **3 straight seasons** (since 1900):

Player	Times	Years
Barry Bonds	5	2000-2004
Roy Thomas	5	1900-1904
Barry Bonds	4	1994-1997
JOEY VOTTO	3	2011-2013
Mike Schmidt	3	1981-1983
Ron Santo	3	1966-1968
Eddie Mathews	3	1961-1963
Arky Vaughan	3	1934-1936
Mel Ott	3	1931-1933
George Burns	3	1919-1921

ON BASE

Joey Votto is the only modern Reds batter and 1 of 6 players in **Major League** history to **lead his league in on-base percentage for 4 straight years** (since 1900):

Player, League	Times	Years
Rogers Hornsby, NL	6	1920-1925
Wade Boggs, AL	5	1985-1989
JOEY VOTTO, NL	4	2010-2013
Ted Williams, AL	4	1946-1949
Lou Gehrig, AL	4	1934-1937
Barry Bonds, NL	4	2001-2004

first (1g, 6/18 vs LAD), second (8gs), third (20gs), fourth (18gs), fifth (17gs), sixth (18gs) and eighth (1gs, 7/23 vs SD)...from 8/9-8/15 was on the bereavement list...in his 39 apps after he was reinstated from the bereavement list hit .343 (10hr, 31rbi)...twice produced 3 straight 3-hit games (5/25-5/28, 8/21-8/23)...from 6/24-6/26 returned to his native Toronto for a 3-game series with the Blue Jays and went 1-for-11...in the 7-2 win vs NYM on 7/19 produced his first career triple, a 2-run shot off Aaron Heilmann that gave Cin its 5-run lead...on 5/3 at Atl made his first career start batting cleanup.

2007: Entered the season rated the third-best prospect in the organization by *Baseball America* and finished it in the Major Leagues by hitting .321 (4hr, 17rbi) in 24 apps for the Reds...spent the minor league season at Louisville, where in his first season at Class AAA he was that club's Most Valuable Player, the International League's Rookie of the Year and a TOPPS All-Star...ranked among the International League leaders in HR (22, 4th), RBI (92, 2nd), hits (146, T5th), OBP (.382, 7th) and batting average (.294, T13th)...led all Reds minor leaguers in RBI and ranked third in HR and seventh in hitting...was voted to the IL's post-season All-Star team...played in the Triple-A All-Star Game and for the World Team in the Sirius XM All-Star Futures Game...homed in the Futures Game...joined the Reds after Louisville's season ended...made 21 starts for Cin (15 at 1B, 6 in LF)...hit safely in 18 of his 21 starts...made his first 12 starts at 1B...following season-ending injuries to Adam Dunn, Ken Griffey Jr. and Josh Hamilton made 6 of his last 9 starts in LF...in September tied for the club lead in doubles (7) and ranked second in HR (4) and RBI (17)...on 9/4 vs NYM made his Major League debut as a pinch hitter and struck out vs Guillermo Mota...on 9/5 vs Mets made his first career start, played 1B and produced his first career hit and RBI (solo HR off John Maine)...was 1 of 3 Reds rookies to produce a homer for his first career hit (Josh Hamilton, Ryan Jorgensen)...on 9/14 at Mil recorded his first career stolen base...in the season finale on 9/30 vs the Cubs produced a double, home run and 5rbi...was 1 of 10 Reds players to make his Major League debut during the 2007 campaign (OF Josh Hamilton, RHP Jared Burton, LHP Jon Coutlangus, RHP Brad Salmon, RHP Homer Bailey, LHP Phil Dumatrait, RHP

THE RIGHT STUFF

From 2007-2016, **1B Joey Votto** and **2B Brandon Phillips** made **1,103 starts together**, the most on the right side of the infield for any tandem in Reds history...listed below are the all-time Major League leaders, since 1900, for starts together at 1B and 2B:

1B & 2B, Team	Games Started
Jeff Bagwell & Craig Biggio, Astros	1,506
Lou Gehrig & Tony Lazzeri, Yankees	1,425
Ryan Howard & Chase Utley, Phillies	1,134
Joey Votto & Brandon Phillips, Reds	*1,103
Mark Grace & Ryne Sandberg, Cubs	1,065
Joe Judge & Bucky Harris, Senators	1,060
Fred Merkle & Larry Doyle, Giants	1,042
Steve Garvey & Davey Lopes, Dodgers	1,038
Frank McCormick & Lonney Frey, Reds	*774

* Made 1,000th start on 5/7/16 vs Mil. * Previous Reds record

1,500

On **6/17/18 at Pit**, **Joey Votto** made his **1,500th Major League appearance**...below is a list of modern day Major League **first basemen** who were **inducted into the National Baseball Hall of Fame in Cooperstown** within the last **50 years** along with their statistics through their first **1,500 career games**:

PLAYER	AVG	OBP	SLG	HR	H	BB
Joey Votto	.313	.428	.536	263	1662	1046
Jeff Bagwell	.305	.418	.553	316	1657	1012
Ernie Banks	.283	.344	.536	353	1618	521
Rod Carew	.335	.392	.450	71	1924	542
Orlando Cepeda	.305	.355	.517	279	1714	388
George Kelly	.297	.343	.455	137	1650	358
Harmon Killebrew	.262	.375	.532	392	1354	919
Willie McCovey	.282	.385	.555	347	1375	788
Johnny Mize	.320	.406	.580	315	1776	757
Eddie Murray	.299	.375	.505	275	1680	709
Tony Perez	.284	.347	.484	246	1550	532
Frank Thomas	.321	.441	.580	339	1721	1172
Jim Thome	.285	.411	.566	368	1451	1085

ALL-STAR GAME HOME RUNS BY REDS

Joey Votto ^	2018	Johnny Bench	1971
Scooter Gennett *	2018	Johnny Bench	1969
Dave Concepcion	1982	Tony Perez	1967
Ken Griffey Sr.	1980	Frank Robinson	1959
Joe Morgan	1977	Gus Bell *	1954
George Foster	1976	Ted Kluszewski	1954
Johnny Bench	1973	* Pinch-hit HR, ^ Extra innings	

ALL-STAR GAME EXTRA-INNING HOME RUNS

G. Springer	2018 (10th)	T. Perez	1967 (15th)
A. Bregman	2018 (10th)	S. Musial	1955 (12th)
J. Votto	2018 (10th)	Schoendienst	1950 (14th)
R. Cano	2017 (10th)		

MOST CONSECUTIVE GAMES BY REDS, WILD CARD ERA

Joey Votto has 3 of the team's 4 longest **games played streaks** in the **Wild Card era** (list below)...his active appearance streak of **202 consecutive games**, snapped on **4/12/18 vs StL**, was the second-longest in the Major Leagues behind KC's **Alicedes Escobar (342 games)**...**Votto** started each of those **202 games**, the longest **games started streak** by a Reds player since **Pete Rose** started **370 straight games** from **1973-1976**.

Aaron Boone	241 games	4/1/02 - 6/28/03
Joey Votto	226 games	9/5/12 - 5/15/14
Joey Votto	204 games	5/10/11 - 6/30/12
Joey Votto	202 games	9/3/16 - 4/11/18
Jay Bruce	125 games	9/22/09 - 8/9/10

Courtesy Stats Inc.

SINGLE-SEASON CAREER HIGH STREAKS

Hitting Streak: 17g (2x), 7/15-8/3, 2016 & 7/26-8/12, 2017;
Hitless Streak: 19ab, 4/16-4/21, 2016

Tom Shearn, RHP Marcus McBeth, C Ryan Hanigan)...in May was Louisville's Hitter of the Month and the organization's Hitter of the Month (.402, 6hr, 21rbi)...was International League Batter of the Week for 8/13-8/19 (.360, 5hr, 12rbi)...on 8/17 at Charlotte and 8/18 at Durham became just the second player in Louisville history to produce consecutive 2-homer games...from 5/4-6/20 reached base safely in 42 consecutive games, second-longest streak in the IL...in a survey of league managers was voted best batting prospect and the batter with the best strike zone judgment.

MINOR LEAGUES

2006: At Class AA Chattanooga was the Southern League's Most Valuable Player and batting champion, TOPPS' Southern League Player of the Year and the Reds organization's minor league Hitter of the Year...was a *Baseball America* Minor League and Class AA All-Star and a TOPPS Class AA All-Star...was the North Division's starting first baseman in the Southern League All-Star Game and played in Major League Baseball's All-Star Futures Game in Pittsburgh...led the SL in hitting (.319), hits (162), doubles (46), on-base percentage (.408), slugging percentage (.547), extra-base hits (70), total bases (278), runs scored (85) and walks (78)...ranked second in the SL in homers (22)...fell 1 double shy of the Southern League record...ranked among all Class AA leaders in doubles (T1st), extra-base hits (2nd), hits (3rd), total bases (3rd), walks (78, 3rd), hitting (6th), runs (7th) and homers (T9th)...ranked among all minor league batters in doubles (T1st), extra-base hits (T3rd), total bases (9th) and hits (T10th)...in June was the organization's Minor League Player of the Month and TOPPS' Southern League Player of the Month (.355, 8hr, 24rbi, 5sb)...was Southern League Player of the Week for 6/12-6/18...**2005:** Spent the season with the Florida State League Reds in Sarasota, where in 124g he hit .256 and led the club in hits (119), doubles (23), HR (17) and RBI (83)...was selected to play for Team Canada in the IBAF XXXVI World Cup in Amsterdam, Netherlands...**2004:** In 135g at Class A Dayton and Class A Potomac combined to hit .301 with 19hr, 92rbi and 10 stolen bases...led all Reds minor leaguers in batting average and RBI and ranked T2nd in home runs...began the season at Dayton, where twice he was named Midwest League Player of the Week (4/26-5/2, 6/14-6/20)...on 8/10 was transferred to Potomac, where he played his last 24g of the season...hit a grand slam in the 5-4 win on 9/6 vs Winston-Salem...**2003:** Began the season at Dayton...on 6/11 was transferred to Billings, where he received honorable mention for the Pioneer League's post-season All-Star team...led the Pioneer League with a .452 on-base percentage...reached base in 63 of his 70 apps with the Mustangs...**2002:** In his first professional season hit .269 with 9hr and 33rbi in 50 apps for the Rookie Gulf Coast League Reds...tied for the GCL lead with 25 extra-base hits...also ranked among the league leaders in home runs (2nd), slugging (.531, 4th) and total bases (93, 5th).

PERSONAL: In 2002 graduated from Richview Collegiate Institute in Toronto, Ontario, Canada...attended the same high school as Stephen Harper, who served as the Prime Minister of Canada from 2006-2015...grew up in the greater Toronto area of Etobicoke and in November 2014 was inducted into the Etobicoke Sports Hall of Fame...is enshrined on Baseball Canada's Wall of Excellence.

OH, CANADA

Below is a list of players born in Canada with at least 1,000 Major League apps:

Larry Walker	1,988
Matt Stairs	1,895
JOEY VOTTO.....	1,717
Russell Martin.....	1,693
Justin Morneau.....	1,545
Terry Puhl.....	1,531
Jack Graney.....	1,399
Jeff Heath.....	1,383
George Wood.....	1,280
Jason Bay.....	1,278
George Gibson.....	1,213
Frank O'Rourke.....	1,131
Pop Smith.....	1,093
Tip O'Neill.....	1,054
Bill P. Phillips.....	1,038
Arthur Irwin.....	1,010

Courtesy Elias Sports Bureau

NORTHERN LIGHTS

Joey Votto is 1 of 9 Canadian-born players to hit 100 HR in the Major Leagues:

Larry Walker.....	383	Jeff Heath.....	194
JOEY VOTTO.....	284	Russell Martin.....	191
Matt Stairs.....	265	Corey Koskie.....	124
Justin Morneau.....	247	George Selkirk.....	108
Jason Bay.....	222		

Courtesy Elias Sports Bureau

ALL-TIME HITS, PLAYERS BORN IN CANADA

Larry Walker.....	2,160	George Wood... ..	1,507
JOEY VOTTO.....	1,866	Jeff Heath.....	1,447
Justin Morneau.....	1,603	Russell Martin... ..	1,416

WALKING NORTH OF THE BORDER

Listed below are the only Canadian players ever with 100 walks during a single season:

Player.....	Walks.....	Year
JOEY VOTTO.....	143.....	2015
JOEY VOTTO.....	135.....	2013
JOEY VOTTO.....	134.....	2017
JOEY VOTTO.....	110.....	2011
JOEY VOTTO.....	108.....	2018
JOEY VOTTO.....	108.....	2016
Jack Graney.....	105.....	1919
George Selkirk.....	103.....	1939
Jason Bay.....	102.....	2006
Jack Graney.....	102.....	1916

Courtesy Canadian Baseball Hall of Fame

ALL-TIME WALKS, PLAYERS BORN IN CANADA

1. **VOTTO, Toronto, Ontario** **1,180**
2. L. Walker, Maple Ridge, B.C. 913
3. Russell Martin, East York, Ontario 792

DOUBLE DIPPING

In the day/night DH on **7/22/15** vs the Cubs **Joey Votto** reached base safely **9 times** (4 1b, 1hr, 4bb)...he became the first Reds player to reach base safely via hit, walk or HBP at least 9 times in 2g played on the same day since **Pete Rose** did it in a traditional DH vs Hou on **7/2/76** (7h, 2bb)... **Votto** became the fifth Major League player in the **last 20 seasons** to reach base 9 times in 1 day during a doubleheader:

Joey Votto **7/22/15 vs Cubs**..... 5h, 4bb
 Robinson Cano..... 10/2/10 at Bos.....6h, 2bb, 1hbp
 Bobby Abreu..... 8/18/06 at Bos.....6h, 3bb
 Hideki Matsui..... 6/28/03 at NYM.....6h, 3bb, 1hbp
 Eric Young 7/23/96 vs NYM.....7h, 1bb, 2hbp

Courtesy Elias Sports Bureau

HOMER HAPPY

Joey Votto and Hall of Famer **Johnny Bench** are the only players in Reds history with three 3-homer games.

Bench7/26/70 vs StL Votto 5/7/08 vs Cubs
 Bench 5/9/73 at Phi Votto 5/13/12 vs Wsh
 Bench5/29/80 at SD Votto 6/9/15 vs Phi

31 - 33 - 103

Listed below are the only players in Reds history, since 1900, to produce in a season at least **31 doubles, 33 HR** and **103 RBI**.

Player	Year	2B	HR	RBI
Adam Duvall	2016	31	33	103
JOEY VOTTO	2010	36	37	113
Dave Parker	1985	42	34	125
George Foster	1977	31	52	149
Johnny Bench	1974	38	33	129
	1970	35	45	148
Lee May	1969	32	38	110
Tony Perez	1969	31	37	122
Frank Robinson	1965	33	33	113
	1962	51	39	136
	1961	32	37	124
	1959	31	36	125
Wally Post	1955	33	40	109

MULTI-HOMER GAMES (13)

Date	Pitcher(s)
6/29/17 vs Mil	Jimmy Nelson 2
6/27/16 vs Chi	Jake Arrieta, Jake Peavy
6/9/15 vs SD (*3)	Harang 2, McGowan
4/10/15 vs StL	John Lackey 2
5/13/12 vs Wsh (*3)	Jackson 2, Rodriguez
8/28/11 vs Wsh	Zimmermann, Balester
6/25/11 at Bal	Brian Matusz 2
8/25/10 at SF	Bumgarner, Ramirez
7/5/10 at NYM	Pelfrey, Nieve
6/13/10 vs KC	Zack Greinke 2
5/23/09 vs Cle	David Huff 2
9/19/08 vs Mil	Suppan, Parra
5/7/08 vs Chi (*3)	Lieber, Marshall, Gallagher

* Tied club record, since broken by Scooter Gennett
 On 5/7/08 became first Reds rookie with a 3-HR game

PINCH-HIT HOME RUNS (1)

Date	Pitcher
5/18/08 vs Cle	Cliff Lee

GRAND SLAM HOME RUNS (4)

Date	Pitcher
9/8/18 vs SD	Robbie Erlin
6/19/18 vs Det	Matthew Boyd
5/13/12 vs Wsh *	Henry Rodriguez
5/20/10 at Atl	Tommy Hanson

* Walkoff HR

LEADOFF HOME RUNS (1)

Date	Pitcher
4/18/19 at SD	Chris Paddock

WALKOFF HOME RUNS (5)

Date (Inning)	Pitcher
6/7/16 vs StL (9)	Kevin Siegrist
5/9/14 vs Col (9)	Boone Logan
5/13/12 vs Wsh (9) *	Henry Rodriguez
8/28/11 vs Wsh (14)	Collin Balester
9/11/10 vs Pit (10)	Justin Thomas

* Grand Slam

CONSECUTIVE GAMES (MINIMUM 3)

Date	Dates
4 straight games	4/24-4/27, 2018
3 straight games	8/5-8/7, 2017
3 straight games	6/7-6/9, 2017
3 straight games	8/21-8/24, 2011
3 straight games	7/26-7/28, 2011
3 straight games	9/3-9/5, 2008

MAY 13, 2012

In the 9-6 Reds win on **5/13/12** vs Wsh **Joey Votto** became the first player in **Major League history** to produce in the same game **3 home runs** and a **walkoff grand slam**...in tying the club record for HR in a game, **Votto** became the fifth player in Reds history to produce more than one 3-homer game: **Johnny Bench** (3 times), **Gus Bell** (twice), **Eric Davis** (twice) and **Aaron Boone** (twice)... in that game **Votto** tied career highs with **4 hits, 4 runs** and **3 HR** while establishing new career bests with **6 RBI** and **14 total bases**...he homered twice off Nationals starter **Edwin Jackson** before hitting the grand slam off **Henry Rodriguez**...his **14 total bases** were the most by a Reds batter since **Jeffrey Hammonds** had **14tb** on **5/19/99** at Col, fell 1 shy of the franchise's single-game record then held by **Walker Cooper** (15tb, **7/6/49 vs Cubs**)...**Votto's** bat was sent to the **Hall of Fame** in **Cooperstown**.

2008 ROOKIE OF THE YEAR AWARD VOTING

Player	Club	1st	2nd	3rd	Pts
Geovany Soto	Cubs	31	1	-	158
JOEY VOTTO	REDS	1	21	8	76
Jair Jurrjens	Braves	-	6	16	34
Edinson Volquez	Reds	-	3	-	9
Jay Bruce	Reds	-	-	7	7
Kosuke Fukudome	Cubs	-	1	1	4

Edinson Volquez was not a rookie in 2008. Joey Votto and Jay Bruce became only the second pair of Reds rookies ever to finish in the Top 5 in the BBWAA's Jackie Robinson Award voting. In 1970, Bernie Carbo finished in second place, behind Mtl's Carl Morton, and Wayne Simpson tied for fourth.

2008 TOPPS MAJOR LEAGUE ROOKIE ALL-STAR TEAM

1B	JOEY VOTTO, CIN
2B	Alexei Ramirez, WSox
3B	Evan Longoria, TB
SS	Mike Aviles, KC
OF	Jay Bruce, Cin
OF	Denard Span, Min
OF	David Murphy, Tex
C	Geovany Soto, Cubs
P	Brad Ziegler, Oak
P	John Lannan, Wsh

SPORTING NEWS'

2010 NATIONAL LEAGUE ALL-STAR TEAM

Position	Player, Club
C	Brian McCann, Atl
1B	JOEY VOTTO, CIN
2B	Martin Prado, Atl
3B	Ryan Zimmerman, Wsh
SS	Hanley Ramirez, Fla
OF	Carlos Gonzalez, Col
OF	Matt Holliday, StL
OF	Ryan Braun, Mil
SP	Roy Halladay, Phi
RP	Heath Bell, SD

In voting of players, coaches and managers

VOTTO'S CAREER TRANSACTIONS

- Was selected by the Reds in the second round of the June 2002 first-year player draft. Was signed by John Castleberry.
- On disabled list with depression and anxiety, May 30-June 22, 2009; included rehabilitation assignments at Sarasota, June 18-19 and Dayton, June 20-22.
- Was signed to a 3-year contract extension through 2013, avoiding arbitration, January 17, 2011.
- Was signed to a 10-year contract extension through 2023, with a club option for 2024, April 4, 2012.
- On disabled list with a torn meniscus in his left knee, July 17-September 3, 2012; included rehabilitation assignments at Dayton, August 28-31 and at Louisville, September 1-3.
- On disabled list with a distal quad strain in his left knee, May 21-June 9 and July 8-remainder of the season, 2014; included a rehab assignment at Louisville, June 8-9; was transferred to the 60-day DL, August 16; was reinstated from the 60-day DL, October 30.
- On disabled list with a right lower leg contusion, August 17-29, 2018.
- On 10-day injured list with a low back strain, August 18-26, 2019.

CAREER FIELDING

Pos.	Pct.	G	PO	A	E	TC	DP
1B	.994	1,674	12,782	1,553	92	14,427	1,242
LF	.933	*7	14	0	1	15	0

* 6 starts in 2007, 1 game in 2019 (9/28 at Pit, for 1 batter in B9th inning)

Career Hitting

Yr	Club	AVG	G	AB	R	H	2B	3B	HR	RBI	SH	SF	HB	BB	SO	SB	CS	OBP	SLG	E
02	GCL Reds - R	.269	50	175	29	47	13	3	9	33	0	5	1	21	45	7	2	.342	.531	13
03	Dayton - A	.231	60	195	19	45	8	0	1	20	0	2	2	34	64	2	5	.348	.287	9
	Billings - R	.317	70	240	47	76	17	3	6	38	0	1	4	*56	80	4	0	*.452	.488	12
04	Dayton - A	.302	111	391	60	118	26	2	14	72	0	2	1	79	110	9	2	.419	.486	10
	Potomac - A	.298	24	84	11	25	7	0	5	20	0	0	1	11	21	1	1	.385	.560	0
05	Sarasota - A	.256	124	464	64	119	23	2	17	83	1	9	3	52	122	4	5	.330	.425	8
06	Chattanooga - AA	*.319	136	508	*85	*162	*46	2	22	77	0	3	1	*78	109	24	7	*.408	*.547	14
07	Louisville - AAA	.294	133	496	74	146	21	2	22	92	0	9	5	70	110	17	10	.381	.478	13
	Cincinnati	.321	24	84	11	27	7	0	4	17	0	0	0	5	15	1	0	.360	.548	1
08	Cincinnati	^ .297	151	526	69	^156	32	3	^24	84	0	0	2	59	102	7	5	.368	.506	11
09	Cincinnati	.322	131	469	82	151	38	1	25	84	0	1	4	70	106	4	1	.414	.567	10
	#Sarasota - A	.000	1	2	0	0	0	0	0	0	0	0	0	1	1	0	0	.333	.000	0
	#Dayton - A	.429	2	7	3	3	0	0	1	3	0	0	0	2	3	1	0	.556	.857	0
10	Cincinnati	.324	150	547	106	177	36	2	37	113	0	3	7	91	125	16	5	*.424	*.600	5
11	Cincinnati	.309	161	599	101	185	*40	3	29	103	0	6	4	*110	129	8	6	*.416	.531	6
12	Cincinnati	.337	111	374	59	126	44	0	14	56	0	2	5	*94	85	5	3	*.474	.567	6
	#Dayton - A	.200	3	5	1	1	0	0	0	1	0	1	0	3	1	0	0	.444	.200	0
	#Louisville - AAA	.167	2	6	1	1	0	0	1	1	0	0	0	0	4	0	0	.167	.667	1
13	Cincinnati	.305	*162	581	101	177	30	3	24	73	0	6	4	*135	138	6	3	*.435	.491	14
14	Cincinnati	.255	62	220	32	56	16	0	6	23	0	2	3	47	49	1	1	.390	.409	7
	#Louisville - AAA	.333	2	6	1	2	0	0	0	0	0	0	0	0	2	0	0	.333	.333	0
15	Cincinnati	.314	158	545	95	171	33	2	29	80	0	2	5	*143	135	11	3	.459	.541	9
16	Cincinnati	.326	158	556	101	181	34	2	29	97	0	8	5	108	120	8	1	*.434	.550	8
17	Cincinnati	.320	*162	559	106	179	34	1	36	100	0	6	8	*134	83	5	1	*.454	.578	4
18	Cincinnati	.284	145	503	67	143	28	2	12	67	0	3	9	108	101	2	0	*.417	.419	5
19	Cincinnati	.261	142	525	79	137	32	1	15	47	0	3	4	76	123	5	0	.357	.411	7
	Major Totals	.307	1717	6088	1009	1866	404	20	284	944	0	44	60	1180	1311	79	29	.421	.519	93
	Minor Totals	.289	718	2579	395	745	161	14	98	440	1	32	18	407	672	69	32	.385	.476	80

Injury rehab, * Led league, ^ Led National League rookies

Led the National League in OPS in 2010 (1.024) and 2017 (1.032). In 2011 led the NL in road BA (.334) and BA with RISP (.383)

Established franchise records with a .474 on-base percentage in 2012, 135 walks in 2013 and 143 walks in 2015

All-Star Record

Yr	Club, Site	AVG	G	AB	R	H	2B	3B	HR	RBI	SH	SF	HB	BB	SO	SB	CS	OBP	SLG	E
10	NL, Anaheim	.000	1	2	0	0	0	0	0	0	0	0	0	0	0	0	0	.000	.000	0
11	NL, Arizona	.000	1	2	0	0	0	0	0	0	0	0	0	0	1	0	0	.000	.000	0
12	NL, Kansas City	.000	1	3	0	0	0	0	0	0	0	0	0	0	1	0	0	.000	.000	0
13	NL, New York (NL)	.000	1	2	0	0	0	0	0	0	0	0	0	0	1	0	0	.000	.000	0
17	NL, Miami	.000	1	1	0	0	0	0	0	0	0	0	0	1	1	0	0	.500	.000	0
18	NL, Washington	.333	1	3	1	1	0	0	1	1	0	0	0	0	0	0	0	.333	1.333	1
	All-Star Totals	.077	6	13	1	1	0	0	1	1	0	0	0	1	4	0	0	.143	.308	0

Wild Card Record

Yr	Club, Opponent	AVG	G	AB	R	H	2B	3B	HR	RBI	SH	SF	HB	BB	SO	SB	CS	OBP	SLG	E
13	Cin at Pit	.000	1	4	0	0	0	0	0	0	0	0	0	0	2	0	0	.000	.000	0

Division Series Record

Yr	Club, Opponent	AVG	G	AB	R	H	2B	3B	HR	RBI	SH	SF	HB	BB	SO	SB	CS	OBP	SLG	E
10	Cin vs Phi	.100	3	10	0	1	0	0	0	1	0	1	0	0	2	0	0	.091	.100	0
12	Cin vs SF	.389	5	18	3	7	0	0	0	0	0	0	0	4	5	0	0	.500	.389	0
	Division Series Totals	.286	8	28	3	8	0	0	0	1	0	1	0	4	7	0	0	.364	.286	0

World Baseball Classic Record

Yr	Country	AVG	G	AB	R	H	2B	3B	HR	RBI	SH	SF	HB	BB	SO	SB	CS	OBP	SLG	E
09	Canada	.556	2	9	2	5	2	0	1	2	0	0	0	1	1	0	0	.600	1.111	0
13	Canada	.222	3	9	5	2	0	0	0	0	0	0	0	5	4	0	0	.500	.222	1
	WBC Totals	.389	5	18	7	7	2	0	1	2	0	0	0	6	5	0	0	.542	.667	1

Among all 2009 WBC players ranked second in BA (.556) and third in slugging (1.111)



JESSE WINKER

OF
33

Age: 26 Ht.: 6-3 Wt.: 215 Bats: L Throws: L ML Service: 2.080

Born: 8/17/93 Birthplace: Buffalo, NY Resides: Orlando, FL

Acquired: Was selected in the supplemental first round (49th overall) of the June 2012 first-year player draft. Was signed by Greg Zunino.

Contract: Signed through the 2020 season and under team control through 2023.

CAREER HIGHLIGHTS

- Was the Reds' supplemental first-round pick in the June 2012 draft (49th overall as compensation for the loss of Type B free agent Ramon Hernandez).
- In 2017 was a mid-season International League All-Star.
- In 2013 and again in 2015 was the Reds' Minor League Hitter of the Year.
- In 2014 was a California League All-Star, Arizona Fall League Rising Star/Top Prospect and AFL Player of the Week for 10/8-10/14...led the Arizona Fall League in hitting...started in LF for the U.S. team in the 2014 Sirius XM All-Star Futures Game.
- In 2013 was Reds Minor League Hitter of the Year, a Midwest League All-Star, Reds Minor League Player of the Month for May and Midwest League Player of the Week for 5/13-5/20.
- In 2012 and 2013 was an MiLB.com Organizational All-Star.
- In 2012 was a Topps Rookie All-Star.
- Following the 2016 season participated in leadership training at West Point.

2019 SEASON

- Made 113 apps and 87 starts, both career highs.
- Led the Reds in starts in LF (59) and in outfield assists (6).
- Also started games in CF (16gs), RF (11gs) and DH (1gs).
- Missed the last 39 games of the season with a cervical strain, including the last 36 games while on the injured list.
- Made his last appearance for the Reds as a pinch hitter on 8/18 vs StL and his last start on 8/14 at Wsh (CF, 1-3, 2bb).
- In his last 27 apps beginning 7/18 hit .342 (25-73, 5 2b, 3hr, 9rbi, .982ops), raising his batting average from .249 to season-ending .269.
- In his last 17 apps beginning 7/29 hit .364 (16-44, 2 2b, 2hr, 5rbi, 1.007ops), raising his batting average from .255 to season-ending .269.
- Hit his eighth HR, a new career high, in his 28th appearance and 23rd start.
- Was 1 of 6 Reds players with at least 15 HR, 1 shy of the single-season club record (7 players, 2006, 2007).
- Produced 4 leadoff HR and 1 pinch-hit HR.
- In the 11-3 win on 6/16 vs Tex produced career highs in hits (4) and RBI (5)...fell a triple shy of the cycle.
- While leading off the ninth inning of the 1-0 loss on 5/2 at NYM was ejected by HP umpire Marty Foster for arguing balls and strikes...manager David Bell was ejected for the third time this season...was the first ejection of Winker's career.

2018: Was a candidate for the National League Rookie of the Year Award before he had season-ending surgery on 7/31 to repair the torn labrum in his right shoulder...on 7/26 went on the 10-day disabled list and was transferred to the 60-day DL on 7/30, when the Reds acquired OF Preston Tucker, RHP Lucas Sims and RHP Matt Wisler from the Braves for OF Adam Duvall...when disabled ranked among the National League leaders in hitting (11th), on-base percentage (2nd, .405), hitting at home (3rd, .328) and hitting with RISP (7th, .358)...when disabled led NL rookies in walks while ranking second among rookies in hitting, hits, RBI (tied), multi-hit games (24) and on-base percentage...despite missing 60 games, finished the season ranked among the National League rookie leaders in hitting (2nd), on-base percentage (2nd, .405), walks (3rd), outfield assists (T3rd, 4), multi-hit games (4th, 24), RBI (6th), slugging percentage (6th, .431), doubles (T7th), hits (8th) and runs (9th)...finished the season hitting .299 (.29893)...would have hit .300 with 1 fewer at bat or 1 more hit...hit safely in 13 of his last 14 apps prior to the disabling (22-49, .449, 6 2b, 1hr, 10rbi,

.633slg, .518obp), including a career-high 12-game hitting streak from 7/3-7/21 (.21-42, .500, 6 2b, 1hr, 10rbi, .714slg, .563obp)...tied for the longest hitting streak by any rookie in the National League in 2018, was the longest hitting streak by a Reds rookie since Billy Hamilton's 12-game hitting streak from 6/10-6/24, 2014 and fell 1 game shy of Eugenio Suárez' pair of team-high 13-game hitting streaks...in his last 27g beginning 6/20 hit .420 (6 2b, 4hr, 24rbi, .642slg, .525obp)...beginning 6/30 reached base safely in each of his last 17 apps (.436, 1hr, 12rbi, .600slg, .516obp)...led the Major Leagues in hitting in July...hit .305 through April (0hr, 9rbi, .414obp), .174 in May (1hr, 3rbi), .308 in June (5hr, 20rbi, .432obp) and .442 in July (1hr, 11rbi, .615slg, .517obp, 1.132ops)...from 4/10-5/6 reached base safely in a career-high 22 consecutive apps (.296, .386obp), the second-longest on-base streak by a Reds batter in 2018 (José Peraza, 23g)...included in his 22-game on-base streak were 5 consecutive pinch-hit apps from 4/16-5/4 (walk, RBI-single, double, single, single)...was the first Reds batter to reach base safely in 5 straight pinch-hit apps since Todd Frazier did it from 4/20-5/2, 2012 and the first Red to produce a hit in 4 straight pinch-hit apps since Brayan Pena from 7/8-8/9, 2014...from 6/6-6/8 produced a hit in 5 consecutive plate apps and reached base safely in 6 straight plate apps (walk, single, single, single, 2-run walkoff HR, single)...his sixth-inning grand slam on 6/21 vs Chi off Randy Rosario is the only slam of his career and gave the Reds a 5-2 lead in their 6-2 win...was the sixth of the Reds' single-season team record 11 grand slams...in the 13-inning, 7-5 victory on 6/7 vs Col at Great American Ball Park became the first Major League player to come off the bench and finish 3-for-3 with a walkoff HR (off Chris Rusin) since NYY's Hector Lopez on 5/29/60 at Wsh...was Winker's first career walkoff hit...on 6/24 vs Cubs produced his third career pinch-hit HR (3-run off Pedro Strop)...made 42 starts in RF, 29 starts in LF and 3 starts at DH...when injured was leading the team with 35 starts batting leadoff...on 4/12 vs StL, with Joey Votto off, made his only career start batting third in the order...made his first Opening Day roster...was 1 of 5 rookies on the Opening Day roster (RHP Tyler Mahle, RHP Jackson Stephens, RHP Zack Weiss, OF Phillip Ervin)...was the Reds' Opening Day starter in LF...batted leadoff...entered the season rated by *Baseball America* the fifth-best prospect in the organization.

2017: At Louisville was an International League mid-season All-Star...following the season his strike zone discipline was rated the best among all Reds minor leaguers...in his Major League debut made 47 apps and 28 starts during 4 stints the Reds...from 4/14-4/15 made 2 pinch-hit apps vs Mil...from 6/19-6/21 made 2 starts at DH at TB...from 7/7-7/17 made 4 pinch-hit apps and a start in RF on 7/16 vs Wsh...on 8/1 was promoted again after LHP Tony Cingrani was traded to the Dodgers and spent the rest of the season with the Reds (.38g, 25gs, .305, 5 2b, 7hr, 11rbi, 1sb)...when promoted on 8/1 led the International League in hitting (.314) and OBP (.395) but didn't have enough plate apps to qualify as the season-ending leader...while with the Reds from 8/25-9/11 was disabled with a left hip flexor strain...led Reds batters with 2 pinch-hit HR, on 8/22 vs Chi (solo off Felix Pena) and on 9/26 at Mil (solo off Anthony Swarzak)...became the first Reds rookie with more than 1 pinch-hit HR in a season since Chris Heisey hit 4 pinch-hit HR in 2010...played LF (2gs, on 9/21 vs StL & 9/29 at Chi), RF (25g, 24gs) and DH (2gs)...in the batting order hit leadoff (8gs), second (7gs), fifth (3gs), sixth (2gs), seventh (7gs) and eighth (1gs)...produced 7 HR in 137 plate apps and 121 at bats...at Louisville hit 2 homers in 347 plate apps and 299 at bats...in his first 2 apps after that 8/1 promotion hit his first 2 Major League home runs...in the fourth inning on 8/1 at Pit produced his first career HR (solo off Jameson Taillon)...in the sixth, Starling Marte reached over the left field wall to catch what would have been a 2-run HR for Winker...the next night at Pit homered off Joaquin Benoit...over 10 apps from 8/18-9/16 produced 4 HR, including his first career leadoff home run (9/13 at StL off Jack Flaherty)...on 4/14 vs Mil pinch hit in his Major League debut (struck out vs Oliver Drake)...in the sixth inning of the 7-5 win vs Mil on 4/15 produced his first career hit and RBI, a 2-run double off Carlos Torres that snapped the 4-4 tie...was the first Reds batter whose first career hit went for extra bases and drove in the eventual game-winning run since RHP Brett Tomko in June 1997 vs NYM...the last Reds position player to do it was C Dann Bilardello in April 1983 vs Cubs...on 6/19 was promoted to replace injured SS Zack Cozart and that night at DH at TB made his first career start (1-5, 2-run single)...also started at DH on 6/21 at TB (1-4, 1 2b)...in the 2-1 win on 9/16 vs Pit, hit a solo HR while Sal Romano threw 8.0 shutout innings...was the first time in Reds history a rookie threw 8.0 scoreless innings to earn a win while another rookie homered in the same game...entered the season rated by *Baseball America* the sixth-best prospect in the organization and Reds minor league batter with the best plate discipline...in its preseason Top 100 list, was rated by MLB Pipeline.com the 67th-best prospect in baseball.

PINCH-HIT HOME RUNS (4)

Date	Pitcher
4/20/19 at SD	Matt Wisler
6/24/18 vs Chc	Pedro Strop
9/26/17 at Mil	Anthony Swarzak
8/22/17 vs Chc	Félix Peña

GRAND SLAMS (1)

Date	Pitcher
6/21/18 vs Chc	Randy Rosario

LEADOFF HOME RUNS (4)

Date	Pitcher
8/12/19 at Wsh	Erick Fedde, 1st pitch
7/31/19 vs Pit	Dario Agrazal, 1st pitch
6/18/19 vs Hou	Justin Verlander
9/13/17 at StL	Jack Flaherty

WALKOFF HOME RUNS (1)

Date (Inning)	Pitcher
6/7/18 vs Col (13)	Chris Rusin

MINOR LEAGUES

2016: In his first season above Class AA, for Class AAA Louisville ranked second in the International League in on-base percentage and seventh in batting average...struck out just once every 7.59 plate apps, the fourth-best ratio in the International League...including a rehab stint with the AZL Reds hit .308 overall, the third-highest average by any Reds minor league batter (Hernan Iribarren .327, Tony Renda .311)...from 6/17-7/12 was on Louisville's disabled list with a sprained right wrist...participated in his second straight Major League spring training camp as a non-roster invitee...in 7 exhibition apps overall hit .333 (1 2b, 2rbi) while making starts in LF (2gs) and RF (2gs)...entered the season rated by MLB Pipeline the Reds' Position Player Prospect of the Year and by *Baseball America* the fifth-best prospect in the organization overall, the best hitter for average and the hitter with the best strike zone discipline...finished the season rated by MiLB.com the fourth-best prospect in the organization...on 11/18 was added to the Reds' 40-man roster...**2015:** Played at Pensacola in his first full season at Class AA and was named the organization's Minor League Hitter of the Year...at age 21 for most of the season, was one of the youngest position players in the Southern League...following the season was rated the organization's Position Player Prospect of the Year by MLB Pipeline and the 18th-best prospect in the Southern League by *Baseball America*...ranked among the organizational leaders in hitting (3rd, .282), HR (T2nd, 13) and RBI (3rd, 55)...tied for the league lead in intentional walks (4) and ranked among the SL leaders in OBP (5th, .390) and walks (4th, 74)...from 8/11-8/15 homered in 5 consecutive games (5hr, 9rbi), tying teammate Kyle Skipworth's streak from earlier in the season (7/10-7/16, 5hr, 8rbi) and 1 shy of Derrek Lee's Pensacola club record...entered the season rated the third-best prospect in the organization, best hitter for average and hitter with the best strike zone discipline...was a non-roster invitee to Major League spring training camp...**2014:** Was a California League All-Star, Arizona Fall League Rising Star/Top Prospect and the AFL's first Player of the Week award winner...started in LF for the U.S. team in the 2014 Sirius XM All-Star Futures Game...in just 74 apps at Class A Bakersfield and Class AA Pensacola combined to hit .287 (20 2b, 15hr, 57rbi, 5sb)...over a full 144-game minor league season, his numbers project to 38 doubles, 29 homers and 110rbi...in April and May spent time on the disabled list with a concussion...didn't play after 7/17 because of a sprained ligament in his right wrist suffered in a car accident but came back to lead the Arizona Fall League in hitting (.338, 19g, 4 2b, 1 3b, 3hr, 18rbi, 1sb) and OPS (.999) while ranking second in on-base percentage (.440) and slugging percentage (.559)...was rated the ninth-best player in the AFL and the 12th-best player in the California League...entered the season rated the fourth-best prospect in the organization...**2013:** Was the organization's Minor League Hitter of the Year, a Midwest League All-Star, Reds Minor League Player of the Month for May and Midwest Player of the Week for 5/13-5/20...ranked among Reds farmhands in hitting (.281, 4th), HR (16, 5th) and RBI (76, 4th)...led Class A Dayton in runs (73), OPS (.841), HR (16) and walks (63)...was rated by *Baseball America* the system's best power hitting prospect and hitter with the best strike zone discipline...**2012:** In his first pro season led all Reds farmhands in hitting (.338) and OBP (.443)...ranked among the Pioneer League leaders in OBP (T1st), batting (T2nd) and OPS (.943, 3rd)...was named an Organizational All-Star by MiLB.com and a Topps Rookie All-Star.

SINGLE-SEASON CAREER HIGH STREAKS
Hitting Streak: 12g, 7/3-7/21, 2018; **Hitless Streak:** 17ab, 5/5-5/10, 2018

PERSONAL: Graduated from Olympia High School in Orlando...brother Joey was drafted by the Dodgers in 2011.

WINKER'S CAREER TRANSACTIONS

- Was selected by the Reds in the supplemental first round of the June 2012 first-year player draft (49th overall as compensation for the loss of Type B free agent Ramon Hernandez). Signed by Greg Zunino.
- On Dayton's disabled list, August 18-remainder of the season, 2013.
- On Bakersfield's disabled list with a concussion, April 25-May 6, 2014.
- On Pensacola's disabled list with a sprained ligament in his right wrist, July 22-rest of the season, 2014.
- On Louisville's disabled list with a sprained wright wrist, June 17-July 12, 2016; included a rehabilitation assignment at AZL Reds, July 6-12.
- On disabled list with a strained left hip flexor, August 25-September 11, 2017.
- On disabled list with a torn labrum in his right shoulder, July 26-remainder of the season, 2018; was transferred to the 60-day DL, July 30.
- On 10-day injured list with a cervical strain, August 22-remainder of the season, 2019.

CAREER FIELDING

Pos.	Pct.	G	PO	A	E	TC	DP	PB
LF	.980	108	145	4	3	152	1	-
RF	.986	90	129	7	2	138	1	-
CF	1.000	21	29	1	0	30	0	-

Career Hitting

Yr	Club	AVG	G	AB	R	H	2B	3B	HR	RBI	SH	SF	HB	BB	SO	SB	CS	OBP	SLG	E
12	Billings - R	.338	62	228	42	77	16	3	5	35	2	1	4	40	50	1	3	.443	.500	4
13	Dayton - A	.281	112	417	73	117	18	5	16	76	0	2	4	63	75	6	1	.379	.463	2
14	Bakersfield - A	.317	53	205	42	65	15	0	13	49	0	3	1	40	46	5	1	.426	.580	2
	Pensacola - AA	.208	21	77	15	16	5	0	2	8	0	1	0	14	22	0	0	.326	.351	0
15	Pensacola - AA	.282	123	443	69	125	24	2	13	55	0	3	6	74	83	8	4	.390	.433	2
16	Louisville - AAA	.303	106	380	39	115	22	0	3	45	0	5	4	59	59	0	0	.397	.384	1
	#AZL Reds - R	.462	4	13	6	6	0	0	2	6	0	0	0	2	4	0	0	.533	.923	0
17	Louisville - AAA	.314	85	299	33	94	22	0	2	41	0	5	5	38	46	2	4	.395	.408	1
	Cincinnati	.298	47	121	21	36	7	0	7	15	1	0	0	15	24	1	1	.375	.529	1
18	Cincinnati	.299	89	281	38	84	16	0	7	43	1	1	2	49	46	0	0	.405	.431	1
19	Cincinnati	.269	113	338	51	91	17	2	16	38	0	0	8	38	60	0	2	.357	.473	3
Major Totals		.285	249	740	110	211	40	2	30	96	2	1	10	102	130	1	3	.379	.466	5
Minor Totals		.298	566	2062	319	615	122	10	56	315	2	20	24	330	385	22	13	.398	.449	12

Injury rehab

TWITTER HANDLES

Antone	@TejayAntone	Jankowski	@FreddyJ_6
Aquino	@Aristide_Aquino	Kuhnel	@JoelKuhnel
Barnhart	@Tucker_Barnhart	Lodolo	@nicklodolo
Bauer	@BauerOutage	Lorenzen	@Lorenzen55
Blandino	@ablandino10	Mahle	@tylermahle
Bowman	@bowmandermchief	Moustakas	@Moose_8
Carpenter	@DCarpenter29	Okey	@Chris_Okey_
Casali	@curtcasali	Payton	@MarkPayton2
Colón	@C24Colon	Pérez	@Cris_Perez18
Cotham	@ceetwo35	Powell	@Boogpowell15
Davidson	@matt_davidson24	Powers	@adpowers31
De León	@JDL_87	Raley	@BrooksRaley
DeSclafani	@ADEsclafani	Reed	@Cody_Reed23
DeShields	@DelinoDeShields	Romano	@salromano14
Ervin	@Mr_MagicErvin	Santillan	@tony_santi19
Fairchild	@stustuuv	Senzel	@LilSenz1
Farmer	@kFarm17	Sims	@LSims_
Galvis	@freddygalvis10	Smith	@IamSmitty26
Garrett	@Amir_Garrett	Strop	@pstrop44
Gray	@SonnyGray2	R. Stephenson	@robsteev46
Hendrix	@RyanHendrix11	T. Stephenson	@Tyler_Step22
House	@rhouse22	Thornburg	@TylerThornburg
India	@JonathanIndia	Valles	@RolandoValles4
Irving	@JuliusIrving18	VanMeter	@VanMeter15

MAJOR LEAGUE SERVICE TIME

Pitchers

Alaniz	0.054
Antone	0.000
Bauer	5.158
Biddle	2.166
Bowman	3.021
Carpenter	4.036
Castillo	2.101
De León	1.149
DeSclafani	5.062
Garrett	2.099
Gray	6.061
Gutierrez	0.000
Hendrix	0.000
Iglesias	4.154
Jones	8.000
Kuhnel	0.046
Lodolo	0.000
Lorenzen	4.159
Mahle	2.018
Miley	8.025
Powers	0.000
Raley	0.045
Reed	1.072
Romano	1.125
Santillan	0.000
Shafer	0.131
Sims	1.014
Smith	0.041
R. Stephenson	2.049
Strop	8.156
Thornburg	5.162

Catchers

Barnhart	5.075
Casali	3.151
Farmer	1.129
Okey	0.000
Peña	2.009
T. Stephenson	0.000

Infielders

Blandino	1.108
Colón	2.109
Davidson	2.145
Galvis	7.021
Garcia	0.000
India	0.000
Moustakas	8.111
Rodriguez	0.000
Suárez	5.061
VanMeter	0.000
Votto	12.027

Outfielders

Akiyama	0.000
Aquino	0.069
Castellanos	6.029
Ervin	1.115
Fairchild	0.000
Jankowski	3.148
Payton	0.000
Powell	1.054
Schebler	2.170
Senzel	0.150
Winker	2.080

BIRTHDAYS

January	
4	Raisel Iglesias
4	Michael Lorenzen
6	Jeff Pickler
7	Tucker Barnhart
14	Boog Powell
15	Delino DeShields
17	Trevor Bauer
28	Nate Jones
February	
5	Nick Lodolo
19	Joel Kuhnel
24	Robert Stephenson
26	Alex Powers
March	
4	Nick Castellanos
10	Josh VanMeter
17	Stuart Fairchild
26	Matt Davidson
April	
5	Jose Garcia
7	Freddie Benavides
15	Cody Reed
15	Tony Santillan
16	Shogo Akiyama
18	Anthony DeSclafani
22	Aristides Aquino
23	Jose Duarte
May	
3	Amir Garrett
10	Lucas Sims
14	Christian Colón
19	Alan Zinter
31	Matt Bowman
June	
13	Pedro Strop
14	R.J. Alaniz
15	Travis Jankowski
17	Alfredo Rodriguez
29	Brooks Raley
29	Nick Senzel
July	
15	David Carpenter
15	Phillip Ervin
16	Derek Johnson
18	Eugenio Suárez
23	Joe Mather
24	Cristian Pérez
27	Rolando Valles
August	
7	José De León
16	Tyler Stephenson
17	Kyle Farmer
17	Jesse Winker
September	
10	Joey Votto
11	Mike Moustakas
14	David Bell
18	Vladimir Gutierrez
18	Justin Shafer
29	Tyler Mahle
29	Tyler Thornburg
October	
6	Scott Schebler
11	Josh D. Smith
12	Sal Romano
12	Francisco Peña
17	Nate Irving
22	Jesse Biddle
30	Lee Tunnell
November	
6	Alex Blandino
6	Caleb Cotham
7	Sonny Gray
9	Curt Casali
11	J.R. House
13	Wade Miley
14	Freddy Galvis
December	
5	Tejay Antone
7	Mark Payton
12	Luis Castillo
15	Jonathan India
16	Ryan Hendrix
29	Chris Okey

2020 NOTES





SCOUTING AND PLAYER DEVELOPMENT

RF Aristides Aquino received the 2019 Sheldon “Chief” Bender Award as the Reds’ Minor League Player of the Year. He won the award for the second time (2016) and is 1 of only 2 players to win it twice (CF Billy Hamilton, 2011, 2012). Last season, Aquino was National League Player of the Month & Rookie of the Month for August, NL Player of the Week for 8/5-8/11, an International League All-Star and IL Rookie of the Year and was co-Most Valuable Player at Louisville. With 19 HR in his first 57 career games and 226 plate appearances, Aquino established several Major League home run records for fewest games and PA. In 56 games overall for the Reds, he hit 19 HR with 47 RBI.

2020 SCOUTING DEPARTMENT
PROFESSIONAL SCOUTING

Rob Coughlin Director, Professional Scouting
 Cam Bonifay Special Assistant to GM, Player Personnel
 "J" Harrison Special Assistant to the GM
 Marty Maier Special Assistant to the GM
 John Morris Special Assistant to the GM
 Jeff Schugel Special Assistant to the GM
 Gary Glover Professional Scout
 Joe Jocketty Professional Scout
 Ben Jones Professional Scout
 Bruce Manno Professional Scout
 Mick Mattaliano Professional Scout
 Jeff Morris Professional Scout
 Steve Roadcap Professional Scout
 Rob Fidler Manager, Pacific Rim Scouting
 Jamey Storvick Scout, Pacific Rim
 Daniel Beattie Professional Scouting Analyst

AMATEUR SCOUTING

Brad Meador Director, Amateur Scouting
 Paul Pierson Assistant Director, Amateur Scouting
 Joe Katuska Assistant Director, National Cross Checker

CROSS CHECKERS

Bill Byckowski East Coast / Canada Cross Checker
 Nick Christiani Pitching Analyst
 Rex De La Nuez West Coast Cross Checker
 Jerry Flowers National Cross Checker
 Will Harford Midwest Cross Checker
 Mark McKnight National Cross Checker
 Greg Zunino Southeast Cross Checker

SCOUTING SUPERVISORS

Charlie Aliano NC, SC
 Rich Bordi Northern California, Reno
 Jeff Brookens DE, MD, VA, PA, WV, Washington DC
 Sean Buckley FL
 John Ceprini ME, NH, VT, RI, CT, MA, NYC/LI, E. Canada
 Dan Cholowsky AZ, NM, UT, CO, WY, Las Vegas, El Paso
 Andrew Fabian South Florida
 Tyler Gibbons OH, IN, KY, MI
 Jerel Johnson GA, Florida Panhandle
 Mike Keenan KS, NE, MO, OK
 Brandon Marr WA, OR, ID, MT, Western Canada
 Mike Misuraca Southern California, HI
 Jimmy Moran Central California
 Mike Partida South Texas, LA
 Jonathan Reynolds TN, MS, AL
 Paul Scott North Texas, AR
 Lee Seras New York State/Staten Island, NJ
 Andy Stack IL, WI, IA, MN, ND, SD

INTERNATIONAL SCOUTING

Trey Hendricks Director, International Scouting
 Greg McMillin Assistant Director, International Scouting
 Richard Jimenez Director, Latin America Scouting
 Richard Castro Assistant Director, Latin America Scouting
 David Espinosa International Cross Checker
 Matt Gaski International Cross Checker
 Boomer Prinstein International Cross Checker
 Hernan Alborno Supervisor, South America Scouting
 Emmanuel Cartagena Supervisor, Dominican Republic
 Ricardo Quintero Coordinator, Venezuela
 Matt Everingham Scout, Australia
 Brian Armbrister Scout, Bahamas
 Jean Tome Scout, Brazil
 Jose Valdelamar Scout, Colombia
 Fermin Coronel Scout, Curacao
 Mafel Brito Scout, Dominican Republic
 Jose Diaz Scout, Dominican Republic
 Edgar Melo Scout, Dominican Republic
 Victor Nova Scout, Dominican Republic
 Samuel Pimentel Scout, Dominican Republic
 Jenry Del Rosario Video Scout, Dominican Republic
 Ryan Schuman Scout, Europe
 Alex Ahumada Scout, Mexico
 Evert-Jan't Hoen Scout, Netherlands
 Gustavo Martinez Scout, Nicaragua
 Sal Varriale Scout, Italy
 Concepción Rodriguez Scout, Panama
 Dan Kim Scout, South Korea
 Aguido Gonzalez Scout, Venezuela
 Ivan Mora Scout, Venezuela
 Victor Serrano Scout, Venezuela
 German Arteaga Video Scout, Venezuela

SCOUTS

Jamie Bodaly Langley, British Columbia, Canada
 Ed Daub Binghamton, NY
 Rob Gorrell Chandler, AZ
 Jim Grief Paducah, KY
 Bill Killian Stanwood, MI
 Denny Nagel Cincinnati, OH
 John Poloni Tarpon Springs, FL
 Juan Silva Yobucoa, Puerto Rico
 Lou Snipp Humble, TX
 Marlon Styles Cincinnati, OH
 Mike Wallace Escondido, CA

VIDEO

Kevin Buckley Video Coordinator


Barton Scout of the Year Award

Greg Zunino Named 2019 Winner

Southeast Cross Checker **Greg Zunino** is the 2019 recipient of the **Barton Scout of the Year Award**, presented annually to the Reds amateur scout who exemplifies the spirit of 3 generations of scouting excellence in the Barton family (Larry Sr., Larry Jr., Jeff). **Zunino** has been scouting for the Reds since October 1999 and signed Major Leaguers **OF Jesse Winker** and **RHP Jimmy Herget** of the Reds along with **RHP Ben Lively** and **C Eddy Rodriguez**.

Previous winners of the award were West Coast Cross Checker **Rex De La Nuez** (2017) and Scouting Supervisor **Ben Jones** (2018).

Also in 2019, Vice President of Player Development **Shawn Pender** was inducted into the Mid-Atlantic Scouts Association Hall of Fame and Scouting Supervisor **Lee Seras** was named Scout of the Year by the New York Professional Scouts Association, which represents all scouts in the Northeast area.

Professional Scouting



Rob Coughlin



Cam Bonifay



"J" Harrison



Marty Maier



John Morris



Jeff Schugel



Gary Glover



Joe Jocketty



Ben Jones



Bruce Manno



Mick Mattaliano



Jeff Morris



Steve Roadcap



Daniel Beattie



Rob Fidler



Jamey Storvick

Amateur Scouting



Brad Meador



Paul Pierson



Joe Katuska

Cross Checkers



Bill Byckowski



Nick Christiani



Rex De La Nuez



Jerry Flowers



Will Harford



Mark McKnight



Greg Zunino

Scouting Supervisors



Charlie Aliano



Rich Bordi



Jeff Brookens



Sean Buckley



John Ceprini



Dan Cholowsky



Andrew Fabian



Tyler Gibbons



Jerel Johnson



Mike Keenan



Brandon Marr



Mike Misuraca



Jimmy Moran



Mike Partida



Jonathan Reynolds



Paul Scott



Lee Seras



Andy Stack

International Scouting



Trey Hendricks



Greg McMillin



Richard Jimenez



Richard Castro



David Espinosa



Matt Gaski



Boomer Prinstein



Hernan Albornoz



E. Cartagena



Ricardo Quintero

Video



Kevin Buckley

2020 PLAYER DEVELOPMENT DEPARTMENT

PLAYER DEVELOPMENT

Shawn Pender Vice President, Player Development
 Eric Lee Senior Director, Player Development
 Eric Davis Special Assistant, Player Performance
 Bill Doran Special Assistant, Player Development
 Barry Larkin Special Assistant, Player Performance
 Mario Soto Special Assistant, Player Performance
 Mark Heil Coordinator, Player Development
 Harris Kingsley Analyst
 Melissa Hill Coordinator, Baseball Administration
 Mitchell Bonds Coordinator, Minor League Video
 Charlie Rodriguez Assistant, Player Development

DOMINICAN REPUBLIC ACADEMY

Juan Peralta Academy Director, Latin America
 Carlos Fernandez Academy Coordinator, Latin America
 Raul Aquino Clubhouse Manager, Latin America
 Antonio Perez Driver, Latin America

ARIZONA OPERATIONS

Mike Saverino Manager, Arizona Operations
 Branden Croteau Assistant, Arizona Operations

ATHLETIC TRAINING

Patrick Serbus Director, Athletic Training
 Clete Sigwart Manager, Athletic Training



Mitchell Bonds



Charlie Rodriguez



Juan Peralta



Carlos Fernandez



Raul Aquino



Antonio Perez



Mike Saverino



Branden Croteau



Patrick Serbus



Clete Sigwart



Morgan Gregory



Alex Puskarich



Will Gilmore



Leah Reitmayer



Marcus Ahrens



Josh Bickel



Becky Schnakenberg



Rafael Castillo



Jon Snyder



John Bryk



Ryan Dammeyer



Tyler Klein



Frank Pfister

STRENGTH & CONDITIONING

Morgan Gregory Coordinator, Strength & Conditioning
 Alex Puskarich Asst. Coordinator, Strength & Conditioning
 Will Gilmore Rehab Coordinator, Strength & Conditioning
 Leah Reitmayer Coordinator, Minor League Nutrition

REHABILITATION

Marcus Ahrens Physical Therapist
 Josh Bickel Physical Therapist

WELLNESS

Becky Schnakenberg Coordinator, Minor League Wellness
 Rafael Castillo Wellness Coach, Latin America

EQUIPMENT

Jonathan Snyder Manager, Minor League Equipment
 John Bryk Assistant, Minor League Clubhouse
 Ryan Dammeyer Assistant, Minor League Clubhouse

COORDINATORS / INSTRUCTORS

Chris Tremie Field Coordinator
 Joel Noboa Field Coordinator, Latin America
 Luis Bolivar Coordinator, Academies
 Kyle Boddy .. Director, Pitching Initiatives/Coordinator, Pitching
 Eric Jagers Asst. Coordinator, Pitching
 Tony Fossas Roving Instructor, Pitching
 C.J. Gillman Coordinator, Hitting
 Corky Miller Coordinator, Catching
 Jose Nieves Coordinator, Infield
 Willie Harris Coordinator, Outfield / Baserunning
 Casey Weathers Rehab Coach / AZL Asst. Pitching Coach
 Tyler Klein Coordinator, Mental Skills
 Frank Pfister Coach, Mental Skills



DOMINICAN REPUBLIC ACADEMY

JUAN PERALTA - Latin America Academy Director

Juan Peralta is in his 17th season with the organization and serves as the Latin America Academy Director. As the long-time director of the Reds' academy in the Dominican Republic, under his supervision the organization produced Major Leaguers Johnny Cueto, Juan Francisco and Aristides Aquino. Juan is responsible for the day-to-day administration of the Dominican Academy complex, but he also has served roles as a scouting supervisor and in player development in Latin America. He is on the board of directors of the Jose Bautista Foundation, which helps young Dominican baseball players earn sport scholarships to American universities. A graduate of Troy State University USA, where he received a baseball scholarship, Juan lives in Santo Domingo, DR with wife Veronica and children Sebastian and Miranda.

CARLOS FERNANDEZ - Latin America Academy Coordinator

Carlos Fernandez is in his sixth season with the Reds. Since he joined the organization, Fernandez has been involved in day-to-day baseball operations, administration and assistance to scouting and player development. He also coordinates the education program for players at the academy that includes English, math and life skills. Fernandez began his career in the baseball operations department for Major League Baseball. The Santo Domingo native received a bachelor's degree in business administration and finance from Pontificia Universidad Catolica Madre y Maestra in Santo Domingo, where he also played baseball. He earned a master's degree in project management from Universidad Isabel I in Burgos, Spain. Carlos lives in Santo Domingo, DR.

ATHLETIC TRAINING

PATRICK SERBUS - Director of Athletic Training, M.Ed., ATC, CSCS

Patrick Serbus is in his 20th season in professional baseball, his 11th with the Reds and his fourth as Director of Athletic Training. He was named Medical Coordinator of the Year in 2019 by his peers in the Professional Baseball Athletic Trainers Society. From 2013-2016, he was the player development Athletic Training Coordinator and from 2010-2012 served as the organization's Medical Administrator. Serbus has previously worked as a Certified Athletic Trainer for the Arizona Diamondbacks, San Francisco Giants and Detroit Tigers, with experience at every level of minor league baseball. Serbus holds a master's degree in exercise physiology from Texas State University (2000) and a bachelor's degree in athletic training from Illinois State University (1998). He lives in Peoria, AZ.

CLETE SIGWART - Manager of Athletic Training, ATC

Clete Sigwart is in his 11th season in the organization, his first in the newly-created position of manager of athletic training. He spent the previous 8 years with the Arizona League Reds and will remain based out of the Goodyear complex. Sigwart previously worked in Goodyear (2010, 2013), Class A Bakersfield (2011) and Rookie Billings (2012). He was voted by his peers the Athletic Trainer of the Year in 1997 in the Florida State League, in 2011 in the California League and in both 2013 and 2018 in the Arizona League. In 2013, he was named Minor League Athletic Trainer of the Year and was a finalist for that award again in 2018. In September 2012, Clete worked with Team Germany during the 2013 World Baseball Classic's qualifying round and worked with Team Venezuela in the March 2017 WBC. In 2014, Clete served on the medical staff for the U.S. team at the SiriusXM All-Star Futures Game in Minneapolis and for the second straight year worked for Bravos de Margarita in the Venezuelan Winter League. In 2017 he worked for Lacey in the Dominican Winter League. Before joining the Reds, Sigwart spent 10 seasons in the Phillies' minor league system and in 1999 worked for Aguilas in the Venezuelan Winter League. In 1992, he also worked for the Sacramento Attack of the Arena Football League. A graduate of Ponderosa High School in Shingle Springs, CA, Sigwart earned a bachelor's degree in physical education from California State University, Sacramento. Clete lives in Litchfield Park, AZ with his wife, Tacie, and daughter, Haley. Their son, Blake, served 4 years in the U.S. Air Force.

STRENGTH & CONDITIONING

MORGAN GREGORY - Strength & Conditioning Coordinator, M.S., RSCC, PES

Morgan Gregory is in his eighth season in the organization, his third as strength and conditioning coordinator. He spent the 2016 and 2017 seasons as the assistant strength and conditioning coordinator working mainly with rehab players and with the Latin American Academy. Morgan spent his first 3 seasons with the Reds as strength and conditioning coach at Class A Dayton (2013-2014) and at Class A Daytona (2015). In 2014, he earned his master's degree in performance enhancement and injury prevention from the California University of Pennsylvania and in 2011 graduated from Carson-Newman College with a bachelor's degree in exercise science. Morgan resides in Goodyear, AZ.

ALEX PUSKARICH - Asst. Minor League Strength & Conditioning Coordinator, MBA, CSCS, RSCC, USAW

Alex Puskarich is in his fourth year in the organization, his first as strength and conditioning assistant coordinator. He spent 2019 with Class A Greenville, 2018 at Class A Daytona and 2017 at Rookie Billings, all as a strength and conditioning coach. Alex earned his undergraduate degree in Exercise and Wellness from Arizona State University and his MBA with an emphasis in Leadership from Grand Canyon University. He is a Certified Strength and Conditioning Specialist (CSCS) and Registered Strength and Conditioning Coach (RSCC) through the National Strength and Conditioning Association

and a Sports Performance Coach (USAW) through USA Weightlifting. Prior to joining the Reds, Alex worked as the strength and conditioning coordinator at Prospect Training Academy in Oak Creek, WI. He also worked as a performance coach at Foothills Acceleration and Sports Training in Peoria, AZ, where he conducted small group training for youth athletes. During his last semester at ASU, Alex completed an internship at Cressey Sports Performance in Hudson, MA, where he trained more than 100 athletes affiliated with Major League Baseball, colleges and high schools. Alex grew up in Madison, WI, where he played baseball and hockey at La Follette High School. He joined the U.S. Navy after high school and settled in Phoenix after his enlistment. He currently resides in Peoria, AZ with his wife Ashley.

WILL GILMORE - Rehabilitation Strength & Conditioning Coordinator, CSCS, RSCC, FMS

Will Gilmore is in his first season in the organization after 5 seasons in the Royals' organization, where he worked as a minor league strength and conditioning coach at multiple levels (2015-2019). He will oversee all strength and conditioning work done by the Reds' rehabilitation group.

LEAH REITMAYER - Minor League Nutrition Coordinator, RD

Leah Reitmayer is in her first season in the organization. She is a registered dietitian, ServSafe certified, ISAK Certification Level 1 and a member of the Collegiate & Professional Sports Dietitians Association. Reitmayer has worked at Auburn University, IMG Academy, Miramar Marine Corps Base and the University of Southern California. She graduated from Missouri State University in 2017 and received her graduate certificate in dietetics from Louisiana Tech in 2018.

REHABILITATION

MARCUS AHRENS - Physical Therapist, PT, DPT, CMPT, CSCS

Marcus Ahrens is in his fourth season with the organization. Prior to joining the Reds, he worked as a physical therapist and clinical director at PHLEX NYC in New York City. Ahrens in 2017 achieved his certification in manual physical therapy. He earned his doctorate in physical therapy in 2013 from Columbia University, including an internship with the Reds in 2013. He completed a bachelor's degree in integrative physiology, with a minor in psychology, in 2009 from the University of Iowa. Marcus was born and raised in Iowa City, IA and lives in Phoenix, AZ with his wife, Erin, and their daughter, Finley who was born in 2018.

JOSH BICKEL - Physical Therapist, PT, DPT, OCS, SCS

Josh Bickel is in his fourth season in the organization after working in the Phoenix area as a physical therapist. In 2014, he completed the Proaxis Therapy Sports Residency in Greenville, SC and became licensed as a Sports Certified Specialist (SCS). Following residency, Josh completed the ATI Physical Therapy Upper Extremity Athlete Fellowship program and spent the 2016 season with the Kansas City Royals at their spring training facility in Surprise. During his first season with the Reds he became licensed as an Orthopedic Certified Specialist (OCS). A graduate of La Cueva High School in Albuquerque, NM, in 2008 he received his bachelor's degree in biology from Concordia University-Irvine and in 2013 his doctorate in physical therapy from Midwestern University. Josh and his wife, Cathleen, live in Glendale, AZ.

WELLNESS

BECKY SCHNAKENBERG - Minor League Wellness Coordinator, MC, LPC

Becky Schnakenberg is in her second season as the organization's minor league wellness coordinator, her 23rd year in professional baseball. Through her company, she previously provided counseling and education services to multiple teams, including the Reds. She earned a bachelor's degree in Spanish and a master's in counseling and is a licensed professional counselor. She is the author of multiple language-learning baseball books, one of which is featured in a permanent exhibit in the Baseball Hall of Fame and Museum in Cooperstown. Becky has 2 daughters in college and in her free time enjoys working with military service members and traveling.

RAFAEL CASTILLO - Latin America Wellness Coach

Rafael Castillo is in his second season in the organization. He will work with the Reds' Dominican Republic academy players on the mental aspect of their games. Castillo holds a degree in sociology and specializes in education and sports psychology. He has more than 40 years' experience working with professional tennis players and has worked in professional baseball for the last 14 years.

MENTAL SKILLS

FRANK PFISTER - Mental Skills Coach

Frank Pfister was hired in November 2015 for the newly-created position of mental skills coach. An infielder and catcher, he played 5 seasons in the Reds' minor league system from 2008-2012, followed by 2 more years in the independent Frontier League. After his team won the Frontier League championship in 2013, Pfister retired as a player and accepted a position with the Reds as an intern in baseball operations, where he worked in the front office and at Rookie Billings in 2014. He then worked part-time as a consultant assisting Reds minor league players with the development of mental skills. Before being drafted by the Reds in 2008, Pfister earned his bachelor's degree in philosophy with a minor in music at Emory University. He earned Emory's Award for outstanding athletic performance in a team-based sport in 2008, was named MVP of the 2007 South Regional tournament, was a 3-time All-Conference third baseman and conference MVP in 2008 and established Emory's all-time record for most hits in a season. Pfister lives in Los Angeles.

PLAYER DEVELOPMENT COORDINATORS & ROVING INSTRUCTORS

CHRIS TREMIE - Field Coordinator

Chris Tremie is in his second season in the organization after 12 years as a member of the Cleveland's player development staff, managing at every level in the Indians' system. Chris' minor league managerial career began in 2006 for the GCL Indians, where he also served as the organization's catching coordinator. He also managed at Lake County (2007), Kinston (2008-2009), AZL Indians (2010), Akron (2011-2012) and Columbus (2013-2018). He won the Eastern League championship with Akron in 2012 and the Governors' Cup title while with Columbus in 2015. Tremie played professionally for 14 seasons in 6 organizations (Chicago-AL, Philadelphia, Texas, Pittsburgh, Florida, Houston). He made his Major League debut with the White Sox in 1995 and played professionally through 2005 before retiring and starting his coaching and managing career. His son, Cade, was drafted by the Indians in the 35th round in 2015. Chris and wife Percilla reside in the Houston area with their children Cade, Reagan, Page and Kaden.


JOEL NOBOA - Latin America Field Field Coordinator

Joel Noboa is in his 15th season in the organization. He began his coaching career with the Reds as Dominican Republic field coordinator and also managed for 2 seasons in the Dominican Summer League. During the 2018 off-season, he served as bench coach for Tigres Del Lincey in the Dominican Winter League. In 2011, he was named Latin America field coordinator / Latin liaison, overseeing the Dominican Republic and Venezuelan player development operations. Joel also travels to the Reds' minor league affiliates and works with the Latin players in the hitting and mental aspects of the game. He has also served as the hitting coach for Tigres Del Lincey in the Dominican Winter League. Noboa spent 4 seasons in the Diamondbacks' organization after signing in 1997. He also played in the Red Sox and Expos' systems. He lives in Santo Domingo with wife Sorange, daughters Nashla, 12, and Ashley, 8, and son Joel Isaac, 4.


LUIS BOLÍVAR - Academies Coordinator

Luis Bolivar is in his eighth season on the player development coaching staff, his first as academies coordinator. In his new role, he will oversee all on-field baseball activity at the Goodyear complex and at the Dominican Republic Academy and will assist field coordinator Chris Tremie with the planning and execution of mini-camps. Bolivar spent the 2017-2019 seasons as the manager at Class A Dayton. Following the 2017 season, Bolivar was named by *Baseball America* the best manager prospect in the Midwest League. Prior to his managerial duties, he spent 3 seasons as Dayton's hitting coach. In 2013, he served as the hitting coach for the Rookie AZL Reds. Bolivar played 11 professional seasons in the Padres, Reds and Braves systems. From 2002-2009, he appeared at every level in the Reds' minor league chain. On April 7, 2008 while with Chattanooga at Montgomery, Bolivar became only the 11th player in Southern League history to produce 6 hits in a game. He also played in the Venezuelan League, where during the 2006-2007 season, he earned the league's rookie of the year honors. Bolivar finished his playing career in 2010 and currently lives in Vandalia, OH with wife Kelly, daughters Kamryn, Luisa and Zoey and son Enzo.


KYLE BODDY - Director of Pitching Initiatives / Pitching Coordinator

Kyle Boddy (pronounced BO-dee) is in his first season in the organization in the newly-created position of Director of Pitching Initiatives / Pitching Coordinator. He will work closely with the Major League pitching department to ensure the pitching philosophies and protocols are consistent throughout the organization. He is the founder and still serves as president of Driveline Baseball, located near Seattle in Kent, Washington, a data-driven baseball facility. Boddy, 36, was born in Cleveland, Ohio and attended Baldwin-Wallace University. In 2009, he founded Driveline Baseball and since then worked as a player development consultant and pre-draft analyst for Major League Baseball teams, including the Los Angeles Dodgers and Cleveland Indians, and as a consultant for college programs Vanderbilt, Oregon State and Coastal Carolina, all teams that won the College World Series while Kyle worked with them.


ERIC JAGERS - Assistant Pitching Coordinator

Eric Jagers is in his first season in the organization. He spent the 2019 season as pitching strategist with the Phillies, where he was largely focused on technical pitching work, including pitch design, rehabilitation and advanced delivery work. He has served in various roles at Driveline Baseball. Eric pitched at Des Moines Iowa Community College and the University of Iowa.



TONY FOSSAS - Roving Pitching Instructor

Tony Fossas begins his 12th season in the organization, his first as roving pitching instructor following 4 years as minor league pitching coordinator. He spent the 2015 season as pitching coach at Class A Daytona and the 5 years before that as the pitching coach at Class A Dayton. He served in that capacity for the Dragons from 2009-2011 before spending the 2012 campaign as the pitching coach at Rookie Billings. Prior to joining the Reds organization, Fossas spent 4 seasons as the pitching coach at Florida Atlantic University. The former southpaw hurler enjoyed a 21-year professional career, including 10 seasons at the big league level with the Rangers, Brewers, Red Sox, Cardinals, Mariners, Cubs and Yankees. In his Major League debut on May 15, 1988, he coaxed George Brett into a bases-loaded inning-ending double play with his first big league pitch. Known as "The Mechanic," Fossas appeared in the 1996 NLCS as a member of the St. Louis Cardinals. Tony, 62, resides in Plantation, FL.



C.J. GILLMAN - Hitting Coordinator

C.J. Gillman is in his first season in the organization. He joins the Reds after 5 seasons as an assistant coach at the Air Force Academy, where he worked with hitters, catchers and baserunners and led the school's recruiting efforts. Gillman played in the Rockies organization and for Windy City in the Frontier League after playing baseball at the University of Dayton, where he also spent the 2014 season as an assistant coach. C.J. is a native of Littleton, CO.



CORKY MILLER - Catching Coordinator

After a 17-year professional playing career, Corky Miller is in his sixth season as a roving catching instructor in the Reds' minor league system. During the 2015-2018 seasons, in addition to his roving duties, he worked as Class A Dayton's catching coach. Miller played in parts of 11 Major League seasons with the Reds, Twins, Red Sox, Braves and White Sox. He also played in 10 seasons for Class AAA Louisville, a franchise record. Miller retired as Louisville's all-time leader with 548 games played and 99 doubles. Following the 2000 season he was voted the "player you want most in your clubhouse" and the "player who will make the best future manager" in a *USA Today Baseball Weekly* poll of his Southern League peers. In a 2003 poll of International League managers, Miller was named the league's best defensive catcher. In 2013, at age 37, Corky became the oldest Reds player to start a game at catcher since 37-year-old Bob Scheffing in 1951. On August 31, 2014 at Louisville Slugger Field, the Bats retired #8, the first uniform number retired by the Louisville franchise.



JOSE MIGUEL NIEVES - Infield Coordinator

Jose Nieves is in his 12th season in the organization, his first as the infield coordinator after 11 seasons as a minor league manager. In his new role, he will be responsible for developing individualized instruction for each Reds minor league infielder and will develop organization-wide standards and practices for all infielders. His managerial resume includes stops in the Reds' minor league system at the Venezuelan Summer League (2009-2010), AZL Reds (2011-2012, 2016-2019) and Class A Dayton (2013-2015). In addition to his managing duties in Venezuela, he also worked there as the scouting supervisor (2009) and as field coordinator for the Reds Academy (2010). From 1998-2002, Nieves appeared in 212 Major League games as an infielder with the Cubs and Angels. Nieves, 44, resides in Buckeye, AZ with wife Norellys and children Jocsirellys, Jocsellys, Mirellys and Jose Jr..



WILLIE HARRIS - Outfield / Baserunning Coordinator

Willie Harris is in his first season in the organization. He spent the previous 3 seasons as a manager in the Giants organization, after breaking in as a minor league hitting coach in 2016. Willie also managed in the 2019 Arizona Fall League. He played 12 Major League seasons, including 2012 with the Reds, and in more than 1,000 career games played every position on the field but catcher, first base and pitcher.



CASEY WEATHERS - Rehabilitation Coach / AZL Reds Assistant Pitching Coach

Casey Weathers is in his first season in the organization. He was hired by the Reds after working at Optimum Athletes in Sacramento, CA. Casey pitched for 9 seasons with the Rockies, Cubs, Rays and Indians organizations after being selected in the first round of the June 2007 first-year player draft by Colorado out of Vanderbilt. He pitched for Team USA on multiple occasions.

2020 AFFILIATES

LOUISVILLE BATS - AAA

 401 East Main St., Louisville, KY 40202
 (502) 212-2287 * www.batsbaseball.com

Class / League / Season AAA / International / 21st
 Stadium Louisville Slugger Field
 President Vic Gregovits
 Manager Pat Kelly
 Pitching Coach James Baldwin
 Hitting Coach Leon Durham
 Bench Coach Kevin Mahar
 Athletic Trainer Steve Gober
 Strength & Conditioning Coach Justin Bucko
 Video / Technology Assistant Kyle Arnsberg

CHATTANOOGA LOOKOUTS - AA

 201 Power Alley, Chattanooga, TN 37402
 (423) 267-2208 * www.lookouts.com

Class / League / Season AA / Southern / 2nd & 23rd
 Stadium AT&T Field
 President Rich Mozingo
 Manager Ricky Gutierrez
 Pitching Coach Seth Etherton
 Hitting Coach Daryle Ward
 Bench Coach Lenny Harris
 Athletic Trainer Tyler Moos
 Strength & Conditioning Coach Trey Strickland

DAYTONA TORTUGAS - A

 105 E. Orange Ave., Daytona Beach, FL 32114
 (386) 257-3172 * www.DaytonaTortugas.com

Class / League / Season A / Florida State / 6th
 Stadium Jackie Robinson Ballpark
 President Ryan Keur
 Manager Dick Schofield
 Pitching Coach Tom Brown
 Hitting Coach Alex Pelaez
 Bench Coach Darren Bragg
 Athletic Trainer Ryan Ross
 Strength & Conditioning Coach Blaine Taylor

DAYTON DRAGONS - A

 P.O. Box 2107, Dayton, OH 45401
 (937) 228-2287 * www.daytondragons.com

Class / League / Season A / Midwest / 21st
 Stadium Day Air Ballpark
 President & General Manager Robert Murphy
 Manager Gookie Dawkins
 Pitching Coach Brian Garman
 Hitting Coach Darryl Brinkley
 Bench Coach Hernan Iribarren
 Athletic Trainer Andrew Cleves
 Strength & Conditioning Coach Daniel Donohue

BILLINGS MUSTANGS - ROOKIE

 P.O. Box 1553, Billings, MT 59103
 (406) 252-1241 * www.billingsmustangs.com

Class / League / Season Rookie / Pioneer / 47th
 Stadium Dehler Park
 General Manager Gary Roller
 Manager Brian LaHair
 Pitching Coach Forrest Herrmann
 Hitting Coach Jordan Stouffer
 Bench Coach Julio Morillo
 Athletic Trainer Josh Hobson
 Strength & Conditioning Coach Kyle Laughlin

GREENEVILLE REDS - ROOKIE

 P.O. Box 5192, Greeneville, TN 37743
 (423) 638-0411 * www.greenvillereds.com

Class / League / Season Rookie / Appalachian / 3rd
 Stadium Pioneer Park
 General Manager Kristen Atwell
 Manager Derrin Ebert
 Pitching Coach Chris Booker
 Hitting Coach Luis Terrero
 Bench Coach Reggie Williams
 Athletic Trainer Wade Hebrink
 Strength & Conditioning Coach Joel Canacco

ARIZONA LEAGUE REDS - ROOKIE

 3125 S. Wood Blvd., Goodyear, AZ 85338
 (623) 932-6590

Class / League / Season Rookie / Arizona / 11th
 Stadium Goodyear Ballpark
 Manager Jose Moreno
 Pitching Coach Elmer Dessens
 Rehab Pitching Coach Casey Weathers
 Hitting Coach Todd Takayoshi
 Bench Coach Jimmy Moran
 Athletic Trainer Brandon Blasck
 Strength & Conditioning Coach Cole Durham

DOMINICAN SUMMER LEAGUE REDS - ROOKIE

Baseball City, Boca Chica, Dominican Republic

Class / League Rookie / Dominican Summer
 Stadium Reds Baseball Academy
 Latin America Academy Director Juan Peralta
 Manager Luis Saturria
 Pitching Coaches Luis Andujar, Luis Montaña
 Coaches Jose Castro, Cristobal Rodriguez,
 Edward Bens, Jefry Sierra, Wilton Veras
 Trainers Jaime de los Santos, Lauren Powers, Sam Tedtman
 S & C Coaches Eduardo Garcia, Rafael Hernandez
 Video Assistant Luis Garrido

Louisville (AAA)



PAT KELLY - Manager

Pat Kelly returns for a second consecutive season as a manager at the minor league level after spending most of the 2018 season as Jim Riggleman's bench coach in Cincinnati. He began the 2018 season as the skipper at Class AAA Louisville but was promoted to the Major League staff on April 19, when Riggleman was named the Major League team's interim manager. In 2019 Kelly returned to manage Chattanooga, where he served as Lookouts skipper from 1993-1994. From 2015-2017, Kelly spent 3 years managing Class AA Pensacola. He also managed in the Reds' system at Class A Bakersfield in 2014 and from 2011-2013 at Rookie Billings, where he was 2012 Pioneer League Manager of the Year. In 2010 Kelly was the manager at Class A Lynchburg, and prior to that he spent the majority of 3 seasons as manager of the Rookie GCL Reds as well as director of Florida on-field operations and as a roving catching instructor. He began those duties in 2007 but left the post on July 3 of that season when Reds interim manager Pete Mackanin hired him as a bench coach. Kelly returned to his operations position full-time in 2008. In both 2010 and 2016, Pat

was named Puerto Rican Winter League Manager of the Year. Kelly has spent 30 seasons managing in the minor leagues for 16 teams, including Richmond (2003-05), Syracuse (1999-2000), Ottawa (1997-98), Harrisburg (1995-96), Chattanooga (1993-94), Indianapolis (1991-92), Rockford (1991), Las Vegas (1990), Wichita (1988-89), Reno (1987) and Charleston (1986). He also served as pitching coach with Glens Falls (1985), the GCL White Sox ('84) and Niagara Falls ('83). Kelly was a catcher in the Angels, Blue Jays, Braves and White Sox systems and reached the majors in 1980 with Toronto. Pat, 64, resides in Sarasota, FL.



JAMES BALDWIN - Pitching Coach

James Baldwin is in his fifth season in the organization, his first as a pitching coach for an affiliate. He spent his first 4 years with the Reds (2015-2019) as the rehabilitation coach at the Goodyear facility. He pitched in the Major Leagues for 11 seasons from 1995-2005 for the White Sox, Dodgers, Mariners, Twins, Mets, Orioles and Rangers. Baldwin was an American League All-Star in 2000 and finished that season with a 14-7 record. He also made his lone Postseason appearance in 2000, when for Chicago he started Game 3 of the AL Division Series and pitched 6.0 strong innings in the 2-1 loss at Seattle (3h, 1r, 3bb, 2k). Baldwin, 48, lives in Goodyear, AZ.



LEON DURHAM - Hitting Coach

Leon Durham is in his third season as Louisville's hitting coach. In 2018, Durham returned to the Reds organization after spending the previous 17 seasons working for the Detroit Tigers. Following a 16-year run as Class AAA Toledo's hitting coach, Durham worked at the Major League level in 2017 as the Tigers' assistant hitting coach. In 2010, he coached Team USA during the Pan American qualifying tournament. From 1996-2000, he coached in the Angels' system at Class A Lake Elsinore (1996), Class AAA Vancouver (1997-98) and Class AAA Edmonton (1999-00). Durham enjoyed a 10-year Major League playing career with the Cardinals (1980, 1989), Cubs (1981-88) and Reds (1989), finishing his career with a .277 batting average and 147 home runs. He's a 2-time National League All-Star (1982, 1983) and earned *The Sporting News'* Silver Slugger honors following the '82 season. Durham belted a pair of home runs during the 1984 NLCS for the Cubs vs San Diego. A Cincinnati native and a 1976 graduate of Woodward High School, Leon continues to reside in the Queen City during the offseason.



KEVIN MAHAR - Bench Coach

Kevin Mahar is in his seventh season in the Reds organization, his first on the coaching staff at Class AAA Louisville. He spent the previous 3 years (2017-2019) as Class A Daytona's bench coach. He returned to the Reds organization in 2017 after working in private business in 2016. Kevin served as Class A Daytona's hitting coach in 2015, a role he also held for Rookie level Billings in 2013 and 2014. The former outfielder in the Texas and Philadelphia organizations played in parts of 7 professional seasons, including 7 games for the Major League Rangers in 2007. He collected his first big league hit on May 17, 2007 off Tampa Bay's Scott Kazmir. Mahar is a graduate of Indiana University and earned second-team All-Big Ten honors in 2004. He resides in Jasper, Indiana with wife Atalie and children Malik, Stella and Nash.



JUSTIN BUCKO - Strength & Conditioning Coach, M.S., RSCC, CSCS, USAW

Justin Bucko is in his fourth season in the organization, his first at Class AAA Louisville. He was in Class A Daytona in 2019, and in 2018 he served as strength and conditioning coach at Rookie Billings. Following an internship in the Olympic sports department at the University of Maryland, he worked for the AZL Reds in 2017. Justin played 4 years of football at the University of Wisconsin-Platteville, where he completed his bachelor of science degree in physical education-health promotion, then became the head strength and conditioning coach of Milwaukee Lutheran High School before taking an internship with the University of Wisconsin. Following that internship with the Badgers, he began a 2-year stint volunteering at Georgetown University while he obtained his master of science degree in exercise science-sports performance training from Concordia of Chicago. Justin resides in Madison, WI with his wife, Marie.


STEVE GOBER - Athletic Trainer, ATC, CSCS

Steve Gober is in his fifth season in the organization, all with the Bats. For 3 seasons from 2013-2015 he was an assistant athletic trainer on the Washington Nationals' Major League staff after serving the previous 7 seasons (2006-2012) as that organization's minor league medical and rehabilitation coordinator. Gober also has been involved in the development and implementation of rehab programs for Major League players. His tenure with Washington included stints with the Brevard County Manatees (2002-2004) and Potomac Nationals (2005). Steve entered professional baseball in 1999 as strength and conditioning intern for the Class A Capital City Bombers in the Mets organization, then served as New York's minor league strength and conditioning coordinator from 2000-2001. He served as a CSCS and athletic training consultant for the SK Wyverns of Korean Baseball after the 2000 season and as athletic trainer for Peoria of the Arizona Fall League in 2004. During the 2000-2004 off-seasons, he worked in physical therapy clinics and served as an athletic trainer for several high schools in the Washington, D.C. and northern Virginia areas. Steve was on an educational board as an industry advisory council member for American Public University and spoke at several youth and collegiate sports organizations. He presented at the 2013 injury prevention workshop in Washington, D.C. and at PBATS' 2017 spring training seminar. Gober played golf and baseball at Shenandoah University while earning a degree in kinesiology/sports medicine in 1998. He enjoys archery hunting, gardening and is a collector of fine wines. Steve resides in Pennsylvania with his wife, Michelle, and 3 daughters.


KYLE ARNSBERG - Video / Technology Assistant

Kyle Arnsberg is in his first season in the organization. He joined the Reds after spending the 2019 season as the player development associate for the Phillies' Class AAA Lehigh Valley affiliate, where he produced advance scouting materials using TruMedia and led pitching, hitting, defense and baserunning meetings before each series. Arnsberg also administered technology for player evaluations and charted games. Prior to joining the Phillies' organization, Kyle was the bullpen catcher for the Yankees in 2015 and 2016, then spent a year and a half in their player development department. He played baseball at Louisiana Tech and was drafted by the Red Sox in 2009 and by the Cardinals in 2011. Arnsberg has a bachelor's degree in business marketing and a master's degree in business administration, both from Louisiana Tech. He lives in East Point, GA.

Chattanooga (AA)

RICKY GUTIERREZ - Manager

Ricky Gutierrez is in his fourth season in the organization, his first as manager at Class AA. In 2017, his first with the Reds, he served as the Class A Daytona's bench coach before managing the Tortugas in 2018 and 2019. The former Orioles first-round draft pick was a career .266 hitter during 12 Major League seasons with the Padres, Astros, Cubs, Indians, Mets and Red Sox. He was a member of the 2004 World Series champion Red Sox. His first Major League hit came off the Pirates' Randy Tomlin on 4/14/93 in San Diego. Ricky connected off the Dodgers' Ramon Martinez for his first Major League home run on 6/10/93, also at Jack Murphy Stadium. In a 6/26/1998 plate appearance against Cleveland's Bartolo Colon, Gutierrez, then with the Astros, struck out on the 20th pitch of the at-bat.


SETH ETHERTON - Pitching Coach

Seth Etherton is in his fifth season coaching in the Reds organization, his first at Class AA. He also served as pitching coach in the Reds' system for Rookie Billings (2016-2017) and Class A Dayton (2018-2019). From 2013-2015, Seth was a Division I college pitching coach at the University of San Francisco. Before his coaching career, Etherton was the Angels' first-round draft pick in 1998 (18th overall) and went on to play in parts of 4 big league seasons with the Angels, Reds, A's and Royals. He also pitched in Mexico, Taiwan, Korea, Venezuela and the Dominican Republic before retiring in 2013. Etherton, 43, pitched at the University of Southern California. He lives in the Orange County, CA city of Monarch Beach with wife Summer and their 4 children.


DARYLE WARD - Hitting Coach

Daryle Ward is in his fifth season as a professional coach, his second straight at Class AA. In 2017 and 2018, he was Class A Dayton's hitting coach. In 2016, he joined the organization as the hitting coach for the Rookie level AZL Reds. The son of Major League All-Star Gary Ward, Daryle is a career .263 batter over 11 big league seasons with the Astros, Dodgers, Pirates, Nationals, Braves and Cubs. He belted a career high 20 home runs for Houston in 2000. Daryle, 44, was born in Los Angeles and currently resides in Riverside, CA.



LENNY HARRIS - Bench Coach

Lenny Harris is in his fourth consecutive year as a bench coach in the Reds' minor league system, his first at Class AA Chattanooga. He worked in that position in 2017 for the AZL Reds, in 2018 with Class AA Pensacola and in 2019 with Class A Daytona. Lenny played for the Reds from 1988-1989 and again from 1994-1998. He was selected by the Reds in the fifth round of the June 1983 draft. Before joining the Reds' player development staff, Lenny spent the previous 5 seasons in the Marlins organization, working as third base coach in 2016 and parts of 2015. He also worked as the Marlins' assistant Major League hitting coach and coached on their Gulf Coast League team. Before joining the Marlins, Lenny spent 3 seasons in the Dodgers organization as a hitting coach at the minor league level. He began his Major League coaching career in 2008 as hitting coach for the Nationals after serving parts of 2 seasons as Washington's minor league field coordinator. Harris played 18 Major League seasons with the Reds, Dodgers, Mets, Rockies, Diamondbacks, Brewers, Cubs and Marlins. He ended his career as Major League Baseball's all-time pinch-hits leader with 212.



TYLER MOOS - Athletic Trainer, MA, ATC

Tyler Moos is in his fifth season in the organization, all with the Reds' Class AA affiliate. In both 2017 and 2019 he was named by PBATS the Athletic Trainer of the Year for the Southern League. Tyler joined the Reds following 3 seasons in the Mariners organization as athletic trainer at Class A High Desert (2013-2014) and Class AAA Tacoma (2015). Prior to joining the Seattle organization, he completed summer internships with the Rays and Diamondbacks and a year-long internship with Villanova University as an athletic trainer for the baseball and football teams. He graduated in 2009 with a bachelor's degree from Hastings College and in 2011 with a master's degree from the University of Nebraska at Omaha. Tyler, wife Katie and son Lucas reside in Fort Montgomery, NY.



TREY STRICKLAND - Strength & Conditioning Coach, M.S., CSCS

Trey Strickland is in his sixth season with the organization, his first at Class AA Chattanooga. He spent the 2019 season at advanced Class A Daytona, spending the previous 2 seasons as strength and conditioning coach for Class A Dayton. Trey was the strength and conditioning assistant for the Major League club in 2015 and strength and conditioning coach for Rookie Billings in 2016. Prior to working in professional baseball, Strickland coached baseball and strength and conditioning for the Darton State College Cavaliers in Albany, GA. He received his bachelor's degree in exercise and sport science from the University of Georgia in 2013 and his master's degree in sport and fitness management from Troy University in 2015. Trey lives in Carrollton, GA.

Daytona (A)



DICK SCHOFIELD - Manager

Dick Schofield is in his eighth season in the organization, his first with advanced Class A Daytona. He spent the 2018 and 2019 seasons with Class AAA Louisville, serving as bench coach last season. In 2018, he began the season as the Bats' bench coach but took over as Louisville's manager after Pat Kelly was promoted to the Major League staff on April 19. Schofield served as Class AA Pensacola's bench coach in 2017 and hitting coach in 2013. In 2016 for the Class A Dayton Dragons, Dick served as manager, a position he also held at Rookie Billings from 2014-2015. Before joining the Reds, Schofield worked in the Angels' minor league system as a hitting coach for their rookie league AZL team (2007-2010) and at Class A Inland Empire (2011) before taking on the role of roving infield coordinator (2012). The former shortstop played 14 Major League seasons with the Angels, Mets, Blue Jays and Dodgers and led the American League in fielding percentage 4 times. Schofield played on the Angels' 1986 Western Division championship club, hitting an even .300 in that year's ALCS against the Red Sox, and was a member of Toronto's 1993 World Series championship team. In Game 3 of that '86 ALCS, he belted a home run off Dennis "Oil Can" Boyd. A native of Springfield, IL, Schofield was selected by the Angels in the first round (third overall) of the 1981 draft. He resides in Camdenton, MO and has 4 children.



TOM BROWN - Pitching Coach

Tom Brown enters his 14th season in the organization, his fifth as pitching coach at Class A Daytona. He spent the 2014 and 2015 seasons as pitching coach for players rehabbing in Goodyear, the 2007-2009 seasons as pitching coach for the Reds' advanced Class A team and the 2010-2013 seasons as Class AA pitching coach. Prior to joining the organization, he served as a pitching coach in Class AAA for Albuquerque (2006), Fresno (2005), Portland (2003-2004), Las Vegas (1999) and Oklahoma (1995-98). Brown began his professional coaching career in the Baltimore Orioles organization as pitching coach for Class AA Hagerstown (1988-90) and for the GCL Orioles (1981). He was a pitching coordinator in the Orioles' minor league organization for 5 years and a pitching coordinator in the Padres' system for 4 years. During his playing days, Brown pitched in both the Kansas City Royals and Seattle Mariners chains, appearing in 6 Major League games with Seattle in 1978. He attended Northeast Louisiana University - now University of Louisiana at Monroe, where in 1972 he led the nation with a 0.51 ERA. In 2014, ULM retired Brown's jersey number 8. Tom and his wife of 50 years, Sandy, reside in Venice, FL.


ALEX PELAEZ - Hitting Coach

Alex Pelaez is in his 12th season in the organization, his fourth as the hitting coach at advanced Class A Daytona. In 2019, his Tortugas batters led the Florida State League in hitting. Prior to his time in Daytona, he spent 3 seasons as the hitting coach at Class AA Pensacola. From 2011-2013, Alex served as the hitting coach at Class A Dayton and in 2010 performed the same duties for the Rookie level Billings Mustangs. In 2009, his first season as a professional coach, he was the hitting instructor for the Rookie GCL Reds. Alex served as hitting coach for Team Mexico in the 2017 World Baseball Classic and in the 2016 WBC Qualifiers. A 1998 draft pick for San Diego out of San Diego State University, Pelaez went on to play 8 minor league seasons for the Padres, Angels and Reds. He made his Major League debut in 2002, appearing in 3 games for San Diego. The former infielder collected his first Major League hit on May 16, 2002 off the Mets' Al Leiter. Alex, 43, resides in Chula Vista, CA.


DARREN BRAGG - Bench Coach

Darren Bragg is in his 14th season in the organization, his first with advanced Class A Daytona. He spent the 2019 season as bench coach at Class AA Chattanooga and filled the same role in 2018 at Class AAA Louisville. Prior to that, Darren spent parts of the previous 10 years as the Reds' minor league outfield coordinator. He held that position until April 19, 2018, when Pat Kelly was promoted to Cincinnati, Dick Schofield was promoted to Louisville manager and Bragg took over Schofield's role as the Bats' bench coach. In 2007 and 2008, Darren served as the hitting coach at Class A Dayton. A Connecticut native, Bragg enjoyed a 14-year professional playing career that included parts of 11 seasons in the Major Leagues with Seattle (1994-96), Boston (1996-98), St. Louis (1999), Colorado (2000), New York Mets (2001), New York Yankees (2001), Atlanta (2002-2003), San Diego (2004) and Cincinnati (2004). He attended Georgia Tech and in 2002 was inducted into that university's Hall of Fame. In 1989 he set an NCAA record with 73 walks and in both 1990 and 1991 earned All-ACC honors. He also played for Team USA in the 1990 Goodwill Games.


RYAN ROSS - Athletic Trainer, M.S., ATC, CSCS

Ryan Ross is in his fourth season with the organization, his fifth in professional baseball and his second straight year at advanced Class A Daytona. He spent the 2018 season with the Reds' Rookie affiliate in Greeneville and the 2017 season at Rookie Billings. Prior to his tenure with the Reds, he worked in the Los Angeles Angels' player development system. Before working in professional baseball, Ross served as the primary athletic trainer for the baseball and women's soccer programs at St. John's University and in 2013 worked for the NFL's New York Jets as a season-long intern. Ross earned his bachelor and master's degrees from Seton Hall University. He is a native and resident of Matawan, NJ.


BLAINE TAYLOR - Strength & Conditioning Coach, MA, CSCS, RSCC, USAW

Blaine Taylor is in his third season in the organization, his first at Class A Daytona. He spent 2018 as the strength and conditioning coach at Rookie Greeneville and 2019 in that same position at Rookie Billings. Prior to joining the Reds, Blaine served as the assistant strength and conditioning coach at Santa Clara University in 2017. He played baseball at Fresno Pacific University, where he majored in kinesiology: exercise science. While completing graduate studies in exercise science at FPU, Blaine interned for the Arizona Diamondbacks' Class A affiliate, followed by an internship in strength and conditioning at Pepperdine University. He worked a variety of sports at Biola University before he took the position at Santa Clara University. Blaine was born and raised in California and resides in Fresno, CA.

Dayton (A)

TRAVIS "GOOKIE" DAWKINS - Manager

Gookie Dawkins is in his sixth season in the organization, his first as manager of the Dayton Dragons. He spent the 2 previous seasons as manager at Rookie Greeneville, piloting the team in its first 2 seasons of existence. In 2017, he was manager Pat Kelly's hitting coach at Class AA Pensacola. Following the 2017 regular season, Gookie performed hitting coach duties in the prestigious Arizona Fall League for Scottsdale. Prior to 2017, he worked as hitting coach for the Class A Daytona Tortugas (2016) and the AZL Reds (2015). Following a 15-year professional playing career, Dawkins in 2015 returned to the organization that selected him in the second round of the June 1997 draft. He spent time playing in the minor league systems of the Reds, Dodgers, Royals, Cubs, Tigers, Pirates, Mariners, Phillies, White Sox and Marlins. He also played in parts of 4 Major League seasons with Cincinnati (1999, 2000, 2002) and Kansas City (2003). He won a gold medal while playing for Team USA in the 2000 Sydney Olympics, a tournament capped by a 4-0 upset of perennial champion Cuba. Travis, 40, resides in Spartanburg, SC.



BRIAN GARMAN - Pitching Coach

Brian Garman is in his first season in the organization. He spent the last 2 years as a pitching coach in the Angels' minor league system, for Inland Empire in 2018 and for Orem in 2019. Prior to the joining the Angels, Brian coached at the University of Northwestern Ohio and for the Lima Locos of the Great Lakes Summer Collegiate League. Brian grew up in Wapakoneta, OH, played baseball at the University of Cincinnati and pitched 4 years in the Brewers organization (2010-2013), reaching Class AA in just his second full professional season.



DARRYL BRINKLEY - Hitting Coach

Darryl Brinkley is in his fifth season in the organization, his first at Class A Dayton. He spent last year as the hitting coach at Rookie Billings and filled that same role in 2018 at Rookie Greeneville. In 2017, he served as bench coach at Class AAA Louisville. Brinkley joined the Reds' player development system in 2016 as hitting coach for the Dominican Summer League team following a stint as hitting coach for the Dodgers' Pioneer League affiliate Ogden Raptors. He began his coaching career in 2010 as the manager of the Yuma Scorpions of the Golden Baseball League and also has served as a hitting coach for 4 years in the Mexican League and for 5 seasons in the Mexican Winter League. Darryl signed with the Padres in 1995 after graduating from Sacred Heart University. He played 16 seasons professionally, including 6 minor league seasons with the Padres, Pirates and Orioles and 9 seasons in the independent leagues, where he was named by *Baseball America* the Independent League Player of the Year in 2007 after becoming the first player to ever bat .400 in the Northern League. As a player, he spent 5 seasons in the Mexican Winter League playing for Cualiacan, Mazatlan, Mexicali and Los Mochis and in 2018 was inducted into the Caribbean Series Hall of Fame. Darryl resides in Norwalk, CT with wife Gail and son Darryl Jr..



HERNAN IRIBARREN - Bench Coach

Hernan Iribarren is in his first full season as a professional coach, his first at Class A Dayton. He joined Rookie Billings as bench coach in the middle of last season, in June, after he retired as a player. Hernan played 2 seasons in the Dominican Republic before spending 14 years in the minor leagues. He spent his last 5 seasons (2014-18) with the Reds' Class AAA Louisville affiliate, where he served as a mentor to the younger players. He also appeared in 48 Major League games, making his debut with the Milwaukee Brewers on April 12, 2008. He returned to the Majors with the Reds in 2016, appearing in 24 games after he was promoted on September 4. Iribarren appeared in 1,430 career minor league games and was an All-Star in the Arizona League (2004), South Atlantic League (2005), Florida State League (2006) and International League (2016). He was named Most Valuable Player of the AZL in 2004 and won the IL batting title (.327) in 2016. His 447 career hits with Louisville ranks third in the club's history, and he made 24 pitching apps while playing for the Bats. In his final career game on September 3, 2018, he played all 9 positions for Louisville. A native of Venezuela, Hernan resides in New Albany, IN with his wife Tahis and their 2 children.



ANDREW CLEVES - Athletic Trainer, ATC

Andrew Cleves is in his eighth season with the organization, his fifth as athletic trainer for Class A Dayton (2015-2016, 2018-19). He spent the 2017 season working at advanced Class A Daytona and also has been an athletic trainer for Reds affiliates at Rookie Billings (2014) and the Dominican Summer League (2013). In 2011, Andrew interned with the Major League club in Cincinnati. A graduate of Cincinnati Hills Christian Academy High School, in 2012 Cleves earned a bachelor's degree in athletic training from Xavier University. Andrew lives in Cincinnati with wife Amy and sons Jacob and Bryson.



DANIEL DONOHUE - Strength & Conditioning Coach, M.S., CSCS, PES, CES, FRCms, FMS

Daniel Donohue is in his first season in the organization. His previous work experience includes positions in collegiate and professional baseball. Donahue received internships at the University of Tampa (2014-2016) and Monmouth University (2016-2017) before he was hired as assistant strength coach at Embry-Riddle Aeronautical University (2017-2018). During the 2018 season, he joined the Arizona Diamondbacks as an intern with their NextGen Team working in the Arizona League. In 2019, Donahue was a strength coach with the San Diego Padres in the Dominican Republic. Dan resides in Sea Girt, NJ.

Billings (Rookie)

BRYAN LAHAIR - Manager

Bryan LaHair returns for his third season at Rookie Billings, his second as manager. In 2019, he was slated to be the Mustangs' bench coach but took over managing duties after Ray Martinez left the team to take care of personal issues. LaHair made his professional coaching debut in 2018 as the Mustangs' hitting coach. The 2012 National League All-Star played in parts of 3 big league seasons with the Mariners (2008) and Cubs (2011-2012). Selected by Seattle in the 39th round of the June 2002 first-year player draft, he was named Mariners Minor League Most Valuable Player in 2006. In 2011, he was named Cubs Minor League Player of the Year, MVP of the Pacific Coast League, received the Joe Bowman Award after leading all minor league players in home runs, was named a *Baseball America* All-Star as the DH and was voted *Baseball America's* winter leagues Player of the Year. Three times played for Team USA's national team (2005 World Cup, 2006 regional Olympics qualifier, 2007 Olympics qualifiers). LaHair made his Major League debut for Seattle on July 18, 2008 vs Cle and collected his first career hit 3 days later vs Bos, a single off Daisuke Matsuzaka. The Worcester, MA native amassed 164 home runs and a .288 batting average over 1,081 career minor league games. In 2013, Bryan played for the Fukuoka Soft Bank Hawks in Japan's Pacific League.


FORREST HERRMANN - Pitching Coach

Forrest Herrmann is in his first season in the organization. He was the pitching strategist with the Mariners during the 2019 season. Prior to joining Seattle, he spent 3 years at Premier Pitching Performance in St. Louis, MO, and rose to Director of Pitching Development in 2018. In January 2020 he completed Driveline Baseball Coaches Certification: Foundations of Pitching. Herrmann played baseball at University of Evansville.


JORDAN STOFFER - Hitting Coach, CSCS, BMS

Jordan Stouffer is in his first season as a professional coach. He is the owner of Rounding Third Baseball Performance in Fort Collins, CO, where he specializes in training hitters. Jordan is an NSCA-certified strength and conditioning specialist and NESTA biomechanics specialist. In addition, Jordan was the hitting coach at the University of Northern Colorado and Santa Barbara City College after a successful playing career at Metro State University, where he ranks second all-time in career and single-season home runs. He resides in Fort Collins, CO with wife Caitlin and children Breck and Madden.


JULIO MORILLO - Bench Coach

A native of Barinas, Venezuela, Julio Morillo is in his first season as a professional coach. He spent the previous 5 years as baseball operations assistant and Spanish translator for the Major League team. Julio was signed by the Reds as an undrafted free agent in 2009, after he graduated from Colegio San Juan Bautista de la Salle. After 7 seasons in the organization as a catcher, he joined the front office in 2016 as a member of the Major League team's traveling party in the baseball operations assistant and translator role. Morillo resides in Goodyear, AZ with wife Maggie.


JOSH HOBSON - Athletic Trainer, M.Ed., ATC

Josh Hobson is in his fourth season as a full-time athletic trainer in the organization, returning to the Pioneer League. He spent last season at Rookie Greenville and 2018 at Rookie Billings. In 2015, he completed an internship at Billings and in 2016 held a seasonal position at the Reds' Dominican Republic training complex before holding a full-time position there in 2017. Josh graduated in 2015 from the University of Evansville with a bachelor's degree in athletic training and in 2016 from the University of Akron with a master's degree in sports administration. He resides in Courtland, KS.



KYLE LAUGHLIN - Strength & Conditioning Coach, CSCS

Kyle Laughlin is in his third season of professional baseball, his first in the organization. In 2018, he held internships with both the Arizona Diamondbacks and Texas Rangers. In 2019, Laughlin served as a strength and conditioning coach for the Rangers' Dominican Summer League affiliate. He graduated with a bachelor's degree in kinesiology from Indiana University in 2017. Kyle resides in Indianapolis, IN.

Greenville Reds (Rookie)



DERRIN EBERT - Manager

Derrin Ebert is in his ninth season in the organization, his first as a manager. In 2019, he was slated to become Greenville's pitching coach and assistant to the minor league pitching coordinator, but he was transferred to Rookie Billings after manager Ray Martinez left the Mustangs to tend to personal issues while Billings pitching coach Chris Booker moved to Greenville. In 2018, Derrin was on the Reds' Major League coaching staff and in the off-season served as pitching coach for the Scottsdale Scorpions in the prestigious Arizona Fall League. He spent the 2012-2013 seasons as pitching coach for the Rookie AZL Reds, the 2014-2015 campaigns as pitching coach for Rookie Billings and the 2016-2017 seasons as pitching coach for Class A Dayton. Selected by Atlanta in the 18th round of the 1994 free-agent draft, Ebert made all 5 of his Major League appearances for the Braves in 1999 at the age of 22. He also pitched in the Royals, Diamondbacks, Cubs, Brewers and Red Sox minor league systems. Derrin retired as a professional player following the 2005 season. He received his associate of arts degree from Estrella Mountain College in 2008 and a bachelor's in secondary education (history) from Arizona State University in December 2009. Derrin lives in Litchfield Park, AZ with wife Lacey and children Kinzy, Cassie, Brody and Cody.



CHRIS BOOKER - Pitching Coach

Chris Booker is in his third season in the organization, his second as pitching coach at Greenville. In 2019 he was slated to return to Rookie Billings as pitching coach, but he was transferred to Greenville after Billings manager Ray Martinez left the team to tend to personal issues while Greenville pitching coach Derrin Ebert moved to Billings. Booker pitched professionally for 13 years, including parts of 3 seasons in the Major Leagues with the Reds, Royals and Nationals. Chris was selected by the Cubs in the 20th round of the 1995 first-year player draft and pitched 7 seasons in their system before being acquired by Cincinnati in 2001. For the Reds, he made his Major League debut on September 5, 2005 vs the Brewers at Great American Ball Park. Booker split time with the Royals and Nationals in 2006 before finishing up his playing career in the Nationals' system in 2008. Chris continues to make his home in Monroeville, Alabama, where he was born and raised.



LUIS TERRERO - Hitting Coach

Luis Terrero returns as hitting coach at Rookie Greenville after occupying the same role in 2019. He spent the previous 2 years as a hitting coach in the Reds' player development department. Originally signed by the Diamondbacks in 1998 as an amateur free agent, the former Reds farmhand spent 19 seasons in professional baseball. Terrero made his Major League debut in 2003 with Arizona and played parts of 5 seasons for the Diamondbacks (2003-2005), Baltimore Orioles (2006) and Chicago White Sox (2007). The outfielder also played 17 seasons in the Caribbean winter leagues and spent 1 year in Japan's NPB. He lives in Santo Domingo, DR with wife Marisol and children Gabriela, Luis Enrique Jr., Jesus Gabriel and Benjamin.



REGGIE WILLIAMS - Bench Coach

Reggie Williams is in his third year in the organization, his third as bench coach at Rookie Greenville. He joined the Reds organization in 2018 after working in the Brewers' system from 2009-2016, first as baserunning and outfield coordinator and then as a coach for Class A Brevard County and Rookie Helena. Prior to his time with the Brewers, Reggie spent 13 seasons as the vice president of community relations with the Class AAA Memphis Redbirds (1997-2009). While with the Redbirds, he also worked as a radio/TV broadcaster. From 1991-1997, Reggie was a teacher and a principal in the Memphis City School District. Each off-season, he serves as an adjunct Professor at the University of Memphis. Selected by the Dodgers in the 13th round of the 1982 draft, Williams spent 4 seasons in the Major Leagues with Los Angeles (1985-87) and Cleveland (1988). He was the Dodgers' Rookie of the Year in 1986 and amassed a .259 batting average in 200 Major League games. Reggie continued his playing career in the minor leagues with the Pirates in 1989 and the Rangers in 1990. He received his master's degree in teaching from the University of Memphis

in 1994 and 3 years later earned a second master's degree in school supervision and administration. As an undergraduate at Southern University in 1982, he earned the Presidential Scholarship Award for the highest grade point average in the athletic department (3.45).


WADE HEBRINK - Athletic Trainer, M.S., ATC

Wade Hebrink is in his fourth season in the organization, his first at Rookie Greenville. Last season, he was the athletic trainer for the Rookie AZL Reds and spent the previous 2 years working for the Dominican Summer League Reds. The Lake Mills, IA native earned his bachelor's degree in athletic training from the University of Northern Iowa in 2014 and master's degree in Exercise Science from Syracuse University in May 2016. While at Syracuse University, he worked primarily with the football and men's lacrosse teams. Hebrink holds certifications in CPR/AED, SASTM, Dry Needling, and Blood Flow Restriction rehabilitation.


JOEL CANACOO - Strength & Conditioning Coach, M.S., CSCS, USAW-1

Joel Canacoo is in his first season in the organization. He joined the Reds after 5 years at Cal Lutheran University, his alma mater and where he most recently served as an assistant strength and conditioning coach and also the coordinator of the Forrest Fitness Center and Summer Sports Camps. Joel is an NSCA Certified Strength and Conditioning Specialist (CSCS) and USA Weightlifting (USAW) Level 1 Sports Performance Coach. He has a bachelor's degree in exercise science from California Lutheran University and masters' degrees in sport science and coaching education from East Tennessee State University and in performance science from Setanta College. Born and raised in Ghana, Joel moved to the United States in 2006 at the age of 13. He lived in New York before moving to Thousand Oaks, CA, where he still lives.

AZL Reds (Rookie)

JOSE MORENO - Manager

Jose Moreno is in his first season in the organization. He spent 19 years with the Mariners organization, managing at multiple levels (most recently at short-season Class A Everett) and serving as Latin American field coordinator for 4 seasons. Jose also spent 5 seasons as the third base coach with Cardenales de Lara in the Venezuelan Winter League (2005-2009) and the last 2 seasons with that team as manager. In 2019, he managed Venezuelan Winter League champion Cardenales de Lara to the Caribbean World Series in Panama.


ELMER DESSENS - Pitching Coach

Elmer Dessens is in his eighth season in the organization, all as pitching coach for the Rookie AZL Reds. Elmer pitched in parts of 14 Major League seasons with the Pirates, Reds, Diamondbacks, Dodgers, Royals, Brewers, Rockies, Braves and Mets. He signed with the Pirates as an amateur free agent in 1993. In his Major League debut on June 24, 1996, he started against Hall of Famer Pedro Martinez in Montreal. Dessens went 28-27, 3.94 in 3 seasons as a member of the Reds' staff, including an 11-5 season in 2000, a 200-innings season in 2001 and a year in which he posted an impressive 3.03 ERA in 178 innings in 2002. He appeared in 1 game for the Dodgers in the 2004 NLDS against the Cardinals. Elmer pitched in the Mexican League and Japanese League and appeared in the 2006 World Baseball Classic as a member of Team Mexico. He finished his playing career in 2010 and resides in Hermosillo, Mexico.


TODD TAKAYOSHI - Hitting Coach

Todd Takayoshi is in his fifth season in the organization and his fourth as the hitting coach at Goodyear. In 2016, he served as the hitting coach at Rookie Billings after spending the previous 3 years as the assistant hitting coordinator for the Los Angeles Dodgers. Prior to his tenure with the Dodgers, Takayoshi spent 11 years as a coach in the Angels' organization, where he was the club's roving hitting coordinator from 2007-2012 while serving in a dual role in 2011 as the Angels' field coordinator. A 2-time minor league batting champion, Takayoshi was a left-handed hitting catcher who spent 4 years in the Angels' minor league system from 1993-96 and 2 more seasons with Reno in the independent Western League from 1997-98. Todd, 49, lives in Spanaway, WA.



JIMMY MORAN - Bench Coach

Jimmy Moran enters his ninth season in the organization, his first as a coach in the player development department. He will report to Goodyear after the 2020 Draft and will join our AZL Reds coaching staff for the remainder of the summer before returning to his amateur scouting duties. He oversees the central California territory. Jimmy pitched in the Reds organization for 6 seasons after being selected from the University of South Florida in the 2011 Draft.



BRANDON BLASCAK - Athletic Trainer, ATC

Brandon Blascaak is in his fifth season in baseball and his first with the AZL Reds. He spent the previous 2 seasons as athletic trainer at Rookie Billings. He worked as an intern for Cleveland in 2016 and for the Indians' Class AA Akron affiliate in 2017. In March 2017, the native of Elyria, OH graduated from Baldwin-Wallace University with degrees in both athletic training and exercise science. Brandon is a member of the National Athletic Trainers Association (NATA). He and his wife Taylor live in Surprise, AZ.



COLE DURHAM - Strength & Conditioning Coach, CSCS, RSCC

Cole Durham is in his fourth season in the organization, his third with the AZL Reds. He worked for Class AAA Louisville in 2017 and spent the previous 4 years (2013-2016) as a minor league strength and conditioning coach with Pittsburgh working in Bradenton, FL with the Pirates' Gulf Coast League and Florida State League teams, along with rehabilitating players. He also worked Major League spring training camp. Prior to his baseball career, Durham was a strength and conditioning intern for Texas Tech University (2006-2007), a strength and conditioning specialist for Central Texas Tennis Academy (2007-2011) and a strength and conditioning graduate assistant at Texas State University (2011-2013). He graduated from Texas Tech in 2006 with a bachelor's degree in exercise and sports science with a minor in health and from Texas State in 2013 with a master's degree in physical education with specialization in exercise and sports science. Cole resides in Lockhart, TX.

Dominican Summer League (Rookie)



LUIS SATURRIA - Manager

Luis Saturria is in his 12th season in the organization and will manage the Dominican Summer League Reds for the fifth season (2014-2017, 2019). Luis served as a coach for the DSL team in 2018. The former outfielder was signed by the Cardinals in 1994 and played in the Major Leagues in 2001 and 2002. He also played 1 year in an independent league in Long Island. He lives in the Dominican Republic with wife Cristina and children Luis Arturo Jr., 21, Luis Michael, 17, and Luis Exevier, 12.



LUIS ANDUJAR - Pitching Coach

Luis Andujar is in his ninth season as a pitching coach in the organization. The righthanded pitcher played in the Major Leagues for the White Sox in 1995 and for the Blue Jays in 1997. Luis lives in the Dominican Republic with wife Firdaliza and children Lorena, 20, Larissa, 17, and Luis Jr., 15.


LUIS MONTAÑO - Pitching Coach

Luis Montaña is in his ninth season as a pitching coach of one of the Reds' Dominican Summer League teams. He was signed by the Reds in 2003 and advanced to Class AA. He has 4 children, Laisha, 20, Nayeli, 18, Joshua, 11 and Milan Jose, 2.


JOSE CASTRO - Coach

Jose Castro will again serve as a coach at the Reds' Dominican Republic Academy. He was manager of the DSL Reds from 2014-2016 and infield coach in 2017 and 2018. Castro was drafted by the Blue Jays in the 16th round of the June 2004 amateur draft and then was drafted again the next year in the 32nd round by the Mets. He spent 3 professional seasons in New York's system before he was traded to the Reds for Jeff Conine in 2007 and from 2007-2011 played for parts of 5 seasons in Cincinnati's organization. He spent his last professional season, in 2012, playing for the White Sox' Class AAA Charlotte affiliate. Overall, in 8 professional seasons Castro hit .258 in 707 games. Jose, 33, is from Caguas, PR.


CRISTOBAL RODRIGUEZ - Coach

Cristobal Rodriguez is in his ninth season on the coaching staff of the Dominican Summer League Reds. Signed by the Reds in 2007, he advanced to Class A and played 2 seasons in the independent league. Cristobal is single and lives in the Dominican Republic.


EDUARD BENS - Coach / Scout

Eduard Bens is in his 10th season as a coach in the organization. His primary duties include overseeing instruction of catchers at the Reds' Dominican Republic Academy. Additionally, he assists with scouting coverage in and around Boca Chica. Bens signed as an amateur free agent with the Dodgers in 2007 and played for 3 seasons before joining the Reds' player development department 2010. He lives in San Cristobal, DR and has 3-year-old twin sons, Lean and Ean.


JEFREY SIERRA - Coach

Jeffry Sierra enters his sixth season as a coach in the organization. In addition to his on-field duties, Sierra oversees video operations at the Reds' Dominican Republic Academy. Sierra signed with the Reds as an amateur free agent in 2007 and progressed to Class A Dayton as an infielder before converting to a pitcher in his final professional season in 2014. Sierra lives in San Cristobal, DR with wife Rossi, sons Jeffrey and Marco and daughter Samirha.


WILTON VERAS - Coach

Wilton Veras is in his second season as hitting coach for the Reds' Dominican Summer League affiliate. He played professionally from 1995-2010, including 2 seasons in the Major Leagues with the Boston Red Sox (1999-2000). Prior to his time with the Reds, Veras worked as a hitting coach in the Red Sox organization. He was a coach for the DSL Red Sox from 2012-2015, for the Lowell Spinners in 2016 and for the Greenville Drive from 2017-2018.



JAIME DE LOS SANTOS - Athletic Trainer, CPT

Jamie de los Santos is in his third season with the organization as assistant athletic trainer for the DSL Reds. He previously worked with the Dominican Association Of Rehabilitation (2009-2017) and with the Cardiac Rehabilitation Department, Cedimat (2017). Jaime received his bachelor's degree in rehabilitation with a focus on physical therapy from the Catholic University Santo Domingo. He's married with 2 children and lives on the east side of Santo Domingo City, DR.



LAUREN POWERS - Athletic Trainer, M.S., ATC, CSCS

Lauren Powers is in her second season on staff in the organization. She previously interned in the Los Angeles Dodgers organization (2017) as well as with the AZL Reds in 2018. She has worked with the baseball team at the University of Arizona (2014-2016) and with the football and basketball teams at the University of San Diego (2017-2018). Lauren earned her bachelor's degree in physiology with a minor in nutrition from the University of Arizona and her master's degree in athletic training from Northern Arizona University. She resides in Gilbert, AZ.



SAMUEL TEDTMAN - Athletic Trainer, LAT, ATC

Samuel Tedtman is in his first season as a full-time member of the organization. He was an intern in the medical department in 2017. Tedtman has a BSAT from Wilmington College, where he played football, and a MS in kinesiology from Texas A&M-Kingsville, where he worked with the baseball team.



EDUARDO GARCIA - Strength & Conditioning Coach, CPT

Eduardo Garcia is in his sixth season in the organization as a strength and conditioning coach. He is certified through the NCSF with an athletic training certification in physiotherapy from the University Federico Henriquez Carvajal and also has a degree from Uneatlantico University as a specialist in nutrition as applied to sports. Garcia resides in Santo Domingo, DR with wife Kirsy Sencion, 5-year-old son Erick David and 2-year-old son Eyden Daniel.



RAFAEL HERNANDEZ - Strength & Conditioning Coach, USAW, FMS, FRC

Rafael Hernandez is in his eighth season in the organization, all as a strength and conditioning coach in the Dominican Republic for the organization's baseball academy and Rookie Dominican Summer League teams. In 2015, he earned his degree in physiotherapy from UFHC University of Santo Domingo. Rafael holds CrossFit L1 certification as well as Level 1 Sports Performance certification through the USAW along with Level 1 Functional Moving Screen certification and Functional Range Conditioning certification. He resides in Santo Domingo, DR with wife Martha and daughter Manuela, 6.

REDS MINOR LEAGUE AFFILIATES THROUGH THE YEARS
AAA (1946 - present)

Louisville Bats --- 2000-present
 Indianapolis Indians --- 1993-99
 Nashville Sounds --- 1987-92
 Denver Zephyrs --- 1985-86
 Wichita Aeros --- 1984
 Indianapolis Indians --- 1968-83
 Buffalo Bisons --- 1966-67
 San Diego Padres --- 1962-65
 Indianapolis Indians --- 1961
 Havana Sugar Kings --- 1955-60
 Tulsa Oilers --- 1954
 None --- 1951-53
 Syracuse Chiefs --- 1946-50

AA (1927 - present)

Chattanooga Lookouts --- 1988-2008, 2019-present
 Pensacola Blue Wahoos --- 2012-2018
 Carolina Mudcats --- 2009-11
 Vermont Reds --- 1984-87
 Waterbury Reds --- 1980-83
 Nashville Sounds --- 1978-79
 Three Rivers Eagles --- 1971-77
 Asheville Tourists --- 1968-70
 Knoxville Smokies --- 1965-67
 Macon Peaches --- 1963-64
 None --- 1961-62
 Nashville Vols --- 1955-60
 None --- 1954
 Tulsa Oilers --- 1948-53
 None --- 1946-47
 Syracuse Chiefs --- 1941-45
 Indianapolis Indians --- 1939-41
 Syracuse Chiefs --- 1937-38
 Toronto Maple Leafs --- 1934-36
 None --- 1932-33
 Columbus Red Birds --- 1931
 Columbus Senators --- 1927-30

A (1933 - present)

Dayton Dragons --- 2000-present
 Daytona Tortugas --- 2015-present
 Bakersfield Blaze --- 2011-2014
 Lynchburg Hillcats --- 2010
 Sarasota Reds --- 2005-09
 Potomac Cannons --- 2003-04
 Stockton Ports --- 2002
 Mudville Nine --- 2001
 Clinton LumberKings --- 1999-2000
 Rockford Reds --- 1999
 Burlington Bees --- 1997-98
 Charleston Wheelers --- 1990-98
 Winston-Salem Spirits --- 1993-96
 Cedar Rapids Reds --- 1980-92
 Greensboro Hornets --- 1988-89
 Tampa Tarpons --- 1963-87
 Eugene Emeralds --- 1975-83
 Greensboro Hornets --- 1979
 Shelby Reds --- 1978
 Seattle Rainiers --- 1973-74
 Sioux Falls Packers --- 1971, 1966-69
 Peninsula Grays --- 1964-66
 Cedar Rapids Red Raiders --- 1963-64

Rocky Mount Leafs --- 1963
 Macon Peaches --- 1962
 Columbia Reds --- 1960-61
 Savannah Redlegs --- 1956-59
 Albuquerque Dukes --- 1958
 Columbia Reds --- 1946-55
 Charleston Senators --- 1949-51
 None --- 1940-45
 Albany Senators --- 1938-39
 Waterloo Red Hawks --- 1937
 None --- 1935-36
 Topeka Senators --- 1933-34

Rookie (1967 - present)

Greenville Reds --- 2018-present
 Arizona League Reds --- 2010-present
 Billings Mustangs --- 1974-present
 Gulf Coast Reds --- 1999-2009
 Princeton Reds --- 1991-96
 Gulf Coast Reds --- 1984-90
 Melbourne Reds --- 1972
 Gulf Coast Reds --- 1968-73
 Wytheville Reds --- 1967

A1 (1936-45)

Birmingham Barons --- 1939-45
 None --- 1938
 Nashville Volunteers --- 1936-37

B (1933-62)

Rocky Mount Leafs --- 1962
 Topeka Reds --- 1960-61
 Topeka Hawks --- 1959
 Wenatchee Chiefs --- 1958
 Clovis Redlegs --- 1957
 Port Arthur/Temple Redlegs --- 1957
 High Point-T'ville Hi-Toms --- 1954-56
 Sunbury Redlegs --- 1955
 Burlington Flints --- 1952-53
 Salisbury Reds --- 1952
 None --- 1950-51
 Sunbury Reds --- 1948-49
 Providence Chiefs --- 1947
 None --- 1943-46
 Columbia Reds --- 1938-42
 Durham Bulls --- 1936-40
 Waterloo Red Hawks --- 1938-39
 Peoria Reds --- 1937
 Macon Peaches --- 1936
 Decatur Commodores --- 1935
 Wilmington Pirates --- 1934-35
 Rock Island Islanders --- 1933

C (1934-59)

Visalia Redlegs --- 1957-59
 Wausau Lumberjacks --- 1956-57
 Duluth Dukes --- 1954-55
 M'ville-Alcoa/Morristown Twins --- 1954
 Rockford Rox --- 1947-49
 Tyler Trojans --- 1947-49
 Ogden Reds --- 1946-55
 Raleigh Capitals --- 1945
 None --- 1943-44

Ogden Reds --- 1939-42
 Riverside Reds --- 1940-41
 Tucson Cowboys --- 1941-41
 Erie Sailors --- 1939
 Helena Seaporters --- 1939
 Muskogee Reds --- 1937-39
 El Dorado Lions --- 1935-39
 Bartlesville Reds --- 1934-35
 Beckley Black Knights --- 1934

D (1932-62)

Tampa Tarpons --- 1961-62
 Geneva Redlegs --- 1958-62
 Palatka Redlegs --- 1957-60
 Graceville Oilers --- 1957-58
 Douglas Reds --- 1956
 Moultrie Reds --- 1956
 W. Palm Beach Sun Chiefs --- 1956
 Fort Walton Beach Jets --- 1955
 Douglas Trojans --- 1954-55
 Fitzgerald Redlegs --- 1954
 Fitzgerald Pioneers --- 1953
 Jackson Generals --- 1953
 Lawton Reds --- 1952-53
 Dublin Green Sox --- 1952
 Mattoon Indians --- 1952
 Welch Miners --- 1951
 Wilmington Pirates --- 1950
 Ballinger Cats --- 1948
 Lockport Reds --- 1947-50
 Muncie Reds --- 1947-50
 Middletown Rockets --- 1946
 Lima Reds --- 1945
 None --- 1943-44
 Cordele Reds --- 1941-42
 Wichita Falls Spudders --- 1941
 Troy Trojans --- 1940
 Lenoir Reds --- 1940
 Bassett Furnituremakers --- 1939-40
 Rogers Reds --- 1938
 Union City Greyhounds --- 1938
 Bisbee Bees --- 1937
 DeLand Reds --- 1936-37
 Fremont Reds --- 1936-37
 Monahans Trojans --- 1937
 Paducah Indians --- 1936
 Cordele Reds --- 1936
 Lincoln Red Links --- 1936
 Lake Charles Skippers --- 1935
 Union City Greyhounds --- 1935
 Monessen Reds --- 1935
 Jeannette Reds --- 1934
 None --- 1933
 Cedar Rapids Bunnies --- 1932

Open

Seattle Rainiers --- 1956-57

No Class

Modesto Reds --- 1934-36, 1928-29



LHP Nick Lodolo

2019 FIRST-ROUND DRAFT PICK

The Reds selected LHP Nick Lodolo (6'6", 205), a junior from Texas Christian University, with the team's first pick (7th overall) of the 2019 first-year player draft.

Lodolo, 21, was named All-Big 12 First Team and entered the draft as the top pitching prospect as rated by *Baseball America*. In 16 starts this year with the Horned Frogs, the La Verne, California native pitched to a 2.36 ERA with 131 strikeouts over 103 innings. He held opponents to a .203 batting average while posting an impressive 0.98 WHIP.

Lodolo is the highest MLB draft pick ever selected from TCU.

2019 First-Year Player Draft Selections

Rd	Player	Pos.	B-T	Age	Ht.	Wt.	DOB	School (Hometown)
1	Nicholas Lodolo	LHP	L-L	21	6-6	205	2/5/1998	Texas Christian University (La Verne, CA)
2	Rece Hinds	SS	R-R	18	6-4	215	9/5/2000	IMG Academy (Valparaiso, FL)
3	Tyler Callihan	2B	L-R	18	6-0	205	6/22/2000	Providence School of Jacksonville (Neptune Beach, FL)
4	Ivan Johnson	2B	S-R	20	6-0	190	10/11/1998	Chipola Junior College (Atlanta, GA)
5	Evan Kravetz	LHP	L-L	22	6-8	245	12/19/1996	Rice University (Miami, FL)
6	Graham Ashcraft	RHP	L-R	21	6-2	220	2/11/1998	University of Alabama-Birmingham (Owens Cross Roads, AL)
7	Eric Yang	C	R-R	21	5-11	200	3/26/1998	University of California-Santa Barbara (Canoga Park, CA)
8	Quin Cotton	CF	R-R	21	5-11	200	3/31/1998	Grand Canyon University (Aurora, CA)
9	T.J. Hopkins	CF	R-R	22	6-0	200	1/16/1997	University of South Carolina (Summerville, SC)
10	Jake Stevenson	RHP	R-R	22	6-4	220	3/24/1997	University of Minnesota (Waconia, MN)
11	Wendell Marrero	OF	L-L	18	6-2	200	11/28/2000	Puerto Rico Baseball Academy (Dorado, PR)
12	Yan Contreras	SS	R-R	18	6-2	180	1/30/2001	Puerto Rico Baseball Academy (San Lorenzo, PR)
13	Luke Berryhill	C	R-R	21	6-2	225	5/28/1998	University of South Carolina (Ball Ground, GA)
14	Garrett Wolforth	C	S-R	21	6-4	220	10/13/1997	Nova Southeastern University (Spring, TX)
15	Matt Lloyd	OF/RHP	L-R	23	6-1	200	3/17/1996	Indiana U. (Okotoks, Alberta, Canada)
16	Jason Parker	RHP	R-R	21	5-11	195	10/27/1997	North Carolina State University (New Bern, NC)
17	Patrick Raby	RHP	R-R	22	6-3	225	5/22/1997	Vanderbilt University (Knoxville, TN)
18	Jason Ruffcorn	RHP	R-R	20	6-2	195	7/27/1998	University of Oklahoma (Cedar Park, TX)
19	Tyler Garbee	RHP	R-R	22	6-3	210	10/8/1996	Mercyhurst College (Sewickley, PA)
20	Jose Rodriguez	RHP	R-R	19	6-1	195	10/12/1999	Cumberland County College (Vineland, NJ)
21	Ashton Creal	CF	R-R	20	6-1	205	3/23/1999	John A Logan College (New Lenox, IL)
22	Cameron Warren	1B	R-R	23	6-3	240	6/15/1995	Texas Tech University (Lubbock, TX)
23	J.C. Keys	RHP	R-R	22	5-10	175	10/9/1996	University of Southern Mississippi (Hattiesburg, MS)
24	Quinten Sefcik	RHP	R-R	23	6-1	210	11/26/1995	University of Illinois (Wauconda, IL)
25	Yamil Nieves	C	R-R	17	6-1	200	7/13/2001	Puerto Rico Baseball Academy (Santa Isabel, PR)
26	Quincy McAfee	SS	R-R	21	5-11	185	9/16/1997	Pepperdine University (Katy, TX)
27	Matt Gill	RHP	R-R	21	6-5	240	4/22/1998	Boston College (Simsbury, CT)
28	Mike Miles	RHP	R-R	20	6-4	225	3/30/1999	Cumberland County College (Vineland, NJ)
29	Yassel Pino	SS	R-R	17	6-2	200	10/4/2001	South Miami High School (Miami, FL)
30	Ryan Leitch	C	R-R	17	6-2	205	8/26/2001	Sinclair Secondary School (Whitby, Ontario, Canada)
31	Justin Gomez	C	L-R	22	5-10	195	4/29/1997	Azusa Pacific University (Claremont, CA)
32	Dan Serreino	RHP	R-R	22	6-3	210	6/18/1996	Rowan University (Brick, NJ)
33	Trey Clarkson	1B	L-L	18	6-4	210	8/18/2000	Mesquite High School (Gilbert, AZ)
34	Jason Hodges	RF	R-R	17	6-3	215	6/26/2001	Manist High School (Park Forest, IL)
35	Tanner Cooper	RHP	R-R	19	6-2	215	9/8/1999	Finger Lakes Community College (Farmington, NY)
36	Alex Johnson	RHP	R-R	18	6-6	220	7/2/2000	McKinley High School (Buffalo, NY)
37	Caleb Van Blake	3B	L-R	22	6-0	195	10/20/1996	University of California-Davis (Benicia, CA)
38	Maxwell Romero Jr.	C	L-R	18	6-0	195	4/29/2001	Pembroke Pines Charter High School (Hollywood, FL)
39	A.J. Bumpass	RF	L-R	23	6-2	195	5/30/1996	University of Cincinnati (Rougemont, NC)
40	Matt McCormick	C	L-R	18	6-0	205	8/31/2000	St. Laurence High School (Orland Park, IL)

Players in red did not sign

SHELDON "CHIEF" BENDER AWARD REDS MINOR LEAGUE PLAYER OF THE YEAR

2019.....Aristides Aquino, OF	2012.....Billy Hamilton, SS	2005.....Chris Denorfia, OF
2018.....Ibandel Isabel, INF	2011.....Billy Hamilton, SS	2004.....Richie Gardner, RHP
2017.....Nick Senzel, 3B	2010.....Devin Mesoraco, C	2003.....Stephen Smitherman, OF
2016.....Aristides Aquino, OF	2009.....Chris Heisey, OF	2002.....Brandon Larson, 3B
2015.....Tyler Mahle, RHP	2008.....Chris Valaika, SS	2001.....Adam Dunn, OF
2014.....Ben Lively, RHP	2007.....Jay Bruce, OF	2000.....Austin Kearns, OF
2013.....Seth Mejias-Brean, 3B	2006.....Homer Bailey, RHP	

REDS ALL-TIME NO. 1 DRAFT SELECTIONS
JUNE DRAFT

Year	Player (overall pick)	Position
1965	Bernie Carbo (16)	3B
1966	Gary Nolan (13)	RHP
1967	Wayne Simpson (8)	RHP
1968	Tim Grant (13)	RHP
1969	Don Gullett (14)	LHP
1970	Gary Polcynski (15)	SS
1971	Mike Miley (24)	SS
1972	Larry Payne (7)	RHP
1973	Brad Kessler (22)	OF
1974	Steve Reed (23)	RHP
1975	Tony Moretto (22)	OF
1976	Mark King (23)	RHP
1977	Tad Vegner (24)	3B
1978	Nick Esasky (17)	OF
1979	Dan LaMar (20)	C
1980	Ron Robinson (19)	RHP
1981	LaNell Culver (42, 2nd round)	OF
1982	Scott Jones (22)	LHP
1983	Kurt Stillwell (2)	SS
1984	Pat Pacillo (5)	RHP
1985	Barry Larkin (4)	SS
1986	Scott Scudder (17)	RHP
1987	Jack Armstrong (18)	RHP
1988	Jeff Branson (45, 2nd round)	INF
1989	Scott Bryant (20)	OF
1990	Dan Wilson (7)	C
1991	Pokey Reese (20)	SS
1992	Chad Mottola (5)	OF
1993	Pat Watkins (32, 2nd round)	OF
1994	C.J. Nitkowski (9)	LHP
1995	Brett Tomko (54, 2nd round)	RHP
1996	John Oliver (25)	OF
1997	Brandon Larson (14)	INF
1998	Austin Kearns (7)	OF
1999	Ty Howington (14)	LHP
2000	David Espinosa (23)	SS
2001	Jeremy Sowers (20)	LHP
2002	Chris Gruler (3)	RHP
2003	Ryan Wagner (14)	RHP
2004	Homer Bailey (7)	RHP
2005	Jay Bruce (12)	OF
2006	Drew Stubbs (8)	OF
2007	Devin Mesoraco (15)	C
2008	Yonder Alonso (7)	1B
2009	Mike Leake (8)	RHP
2010	Yasmani Grandal (12)	C
2011	Robert Stephenson (27)	RHP
2012	Nick Travieso (14)	RHP
2013	Phillip Ervin (27)	CF
2014	Nick Howard (19)	RHP
2015	Tyler Stephenson (11)	C
2016	Nick Senzel (2)	3B
2017	Hunter Greene (2)	RHP
2018	Jonathan India (5)	INF
2019	Nick Lodolo (7)	LHP

JUNE DRAFT - SECONDARY PHASE

Year	Player	Position
1966	John Dow	OF
1967	Frank Duffy	SS
1968	Mel Behney	LHP
1969	John Grubb	OF
1970	Pat Osburn	LHP

1971	Darrell Devitt	RHP
1972	No Selection	
1973	Gary Lucas	LHP
1974	Mike Gatlin	INF
1975	Marshall Burk	SS/RHP
1976	Bruce Berenyi	RHP
1977	Bob Potts	OF
1978	Brad Lesley	RHP
1979	Larry Mikesell	LHP
1980	Kevin Maroney	OF
1981	Don Long	SS
1982	Kal Daniels	OF
1983	Rob Dibble	RHP
1984	No Selection	
1985	Jeff Forney	OF
1986	Greg Lonigro	SS

JANUARY DRAFT

Year	Player	Position
1966	No Selection	
1967	Marvin Branscomb	OF
1968	Donald Shrum	RHP
1969	John Jackson	RHP
1970	Dale Harrington	RHP
1971	Eddie Tobin	OF
1972	Greg Sinatro	SS/3B
1973	Gary Lucas	LHP
1974	Mike Armstrong	RHP
1975	Jim Slaughter	C
1976	Rod Patterson	RHP
1977	Gregg Lorenz	LHP
1978	Brad Lesley	RHP
1979	Kevin Waller	OF/3B
1980	Mark Bowden	LHP
1981	Dan Durst	RHP
1982	Orsino Hill	OF
1983	Ted Langdon	RHP
1984	Dusty Rogers	LHP
1985	Scott Willis	RHP
1986	Ron Wernich	1B

JANUARY DRAFT - SECONDARY PHASE

Year	Player	Position
1966	Dan McGinn	LHP
1967	David Speas	INF
1968	Charles West	OF
1969	Ross Grimsley	LHP
1970	Harold Wall	RHP
1971	Gayling Pabst	SS/OF
1972	Tom Hume	RHP
1973	Jeff Chandler	LHP
1974	James Diventi	RHP
1975	Larry Pekarcik	RHP
1976	Duane Walker	OF/LHP
1977	Bill Scherrer	LHP
1978	Wayne Guinn	RHP
1979	Bill Bordley	LHP
1980	Scott Meier	C
1981	Rob Murphy	LHP
1982	Rickhi Carter	OF
1983	Tracy Jones	OF
1984	Fred Carter	OF
1985	Tom Powers	RHP
1986	Richard Parker	C

2019 MINOR LEAGUE AWARD WINNERS

LOUISVILLE - AAA

TRIPLE-A ALL-STAR GAME

OF Aristides Aquino OF Josh VanMeter

RHP Lucas Sims

INTERNATIONAL LEAGUE POST-SEASON ALL-STAR

OF Aristides Aquino

CHATTANOOGA - AA

SOUTHERN LEAGUE ALL-STAR GAME

SS Alfredo Rodriguez OF Taylor Trammell

1b Ibandel Isabel RHP Tejay Antone

RHP Joel Kuhnel

SOUTHERN LEAGUE POST-SEASON ALL-STAR

1b Ibandel Isabel

DAYTONA - A

FLORIDA STATE LEAGUE ALL-STAR GAME

2b Alejo Lopez OF Andy Sugilio

C Hendrik Clementina 3b Jonathan India

RHP Julio Pinto LHP Packy Naughton

RHP Ryan Nutof

DAYTON - A

MIDWEST LEAGUE ALL-STAR GAME

LHP Connor Curlis LHP Andy Fisher

C Pabel Manzanero

BILLINGS - R

PIONEER LEAGUE ALL-STAR

C Eric Yang RHP Jake Stevenson

RHP Miguel Medrano

PIONEER LEAGUE POST-SEASON ALL-STAR

RHP Miguel Medrano LHP Omar Conoropo

OF Quin Cotton

PIONEER LEAGUE PITCHER OF THE YEAR

RHP Miguel Medrano

DSL REDS - R

DOMINICAN LEAGUE ALL-STAR

RHP Andry Cuevas OF Darlin Guzman

DH Jose Acosta

2019 REDS MINOR LEAGUE AWARDS

Player of the Year, Bender Award Aristides Aquino, OF
 Pitcher of the Year Packy Naughton, LHP
 Hitter of the Year Jose Garcia, INF
 Community Service Michael Siani, OF

2019 REDS MINOR LEAGUE PLAYERS OF THE MONTH

Month	Player	Pitcher
April	Josh VanMeter	Ryan Hendrix
May	Brian O'Grady	Jared Solomon
June	Mitch Nay	Ricky Salinas
July	Narciso Crook	Andy Fisher
August	Jose Garcia	Spencer Stockton

BASEBALL AMERICA'S 2020 TOP 10 REDS PROSPECTS

Rank	Position
1. Hunter Greene	RHP
2. Jonathan India	3B
3. Nick Lodolo	LHP
4. Tyler Stephenson	C
5. Tony Santillan	RHP
6. Jose Garcia	SS
7. Lyon Richardson	RHP
8. Stuart Fairchild	OF
9. Michael Siani	OF
10. Jameson Hannah	OF

2020 BEST TOOLS SURVEY, REDS SYSTEM

Best Tool	Player
Hitter for Average	Tyler Stephenson
Power Hitter	Ibandel Isabel
Strike Zone Discipline	Stuart Fairchild
Fastest Baserunner	Andy Sugilio
Best Athlete	Michael Siani
Best Fastball	Hunter Greene
Best Curveball	Vladimir Gutierrez
Best Slider	Ryan Hendrix
Best Changeup	Vladimir Gutierrez
Best Control	Packy Naughton
Defensive Catcher	Mike Kolozsvary
Defensive Infielder	Alfredo Rodriguez
Infield Arm	Jose Garcia
Defensive Outfielder	Michael Siani
Outfield Arm	Jose Siri

2019 BEST TOOLS SURVEY BY LEAGUE

League, Tool	Player
NL's Best K-Zone Judgment	Joey Votto
NL's Best Changeup	Luis Castillo
IL's Best Defensive 1B	Brian O'Grady
IL's Best Outfield Arm	Aristides Aquino
SL's Best K-Zone Judgment	Taylor Trammell
SL's Best Reliever	Joel Kuhnel
SL's Best Defensive Catcher	Tyler Stephenson
FSL's Best Reliever	Ryan Nutof
FSL's Best Defensive 3B	Jonathan India
MWL's Best Reliever	Connor Bennett
National League, International League, Southern League, Florida State League, Midwest League	

2019 MINOR LEAGUE LEADERS
BATTING AVERAGE

Darlin Guzman.....	DSL.....	.357
Daniel Vellojin.....	DSL.....	.314
Jonathan Willems.....	BIL.....	.300
Christian Colón.....	LOU.....	.300
Jose Tello.....	AZL.....	.296
Andy Suglio.....	DBT.....	.294
Quincy McAfee.....	BIL.....	.291
Eric Yang.....	BIL.....	.290
Fidel Castro.....	AZL.....	.290
Alejo Lopez.....	DBT.....	.287

HOME RUNS

Aristides Aquino.....	LOU.....	28
Brian O'Grady.....	LOU.....	28
Ibandel Isabel.....	CHA.....	26
Mitch Nay.....	CHA/LOU.....	18
2 others tied.....		14

RBI

Brian O'Grady.....	LOU.....	77
Christian Colón.....	LOU.....	70
Ibandel Isabel.....	CHA.....	69
Mitch Nay.....	CHA/LOU.....	65
Gavin LaValley.....	CHA.....	56

STOLEN BASES

Michael Siani.....	DAY.....	45
Jose Acosta.....	DSL/AZL.....	26
Jose Siri.....	CHA/LOU.....	26
Christian Colón.....	LOU.....	24
2 others tied.....		23

ERA

Martin Salazar.....	DSL.....	2.93
Mac Sceroler.....	DBT.....	3.69
Andres Falcon.....	AZL.....	3.75
Lyon Richardson.....	DAY.....	4.15
Miguel Lar.....	AZL.....	4.31
Austin Orewiler.....	DBT.....	4.56
Justin McGregor.....	BIL.....	4.78
Keury Mella.....	LOU.....	5.05
Carlos Carreno.....	BIL.....	5.37
Vladimir Gutierrez.....	LOU.....	6.04

WINS

Tejay Antone.....	CHA/LOU.....	11
Packy Naughton.....	DBT/CHA.....	11
Keury Mella.....	LOU.....	8
Austin Orewiler.....	DBT.....	8
Jackson Stephens.....	LOU.....	8

SAVES

Andry Cuevas.....	DSL.....	15
Joel Kuhnel.....	CHA/LOU.....	14
Connor Bennett.....	DAY/DBT.....	13
Juan Martinez.....	CHA/LOU.....	11
2 others tied.....		10

STRIKEOUTS

Tejay Antone.....	CHA/LOU.....	133
Packy Naughton.....	DBT/CHA.....	131
Mac Sceroler.....	DBT.....	127
Scott Moss.....	CHA.....	123
Vladimir Gutierrez.....	LOU.....	117

2019 REDS MINOR LEAGUE AFFILIATE STANDINGS

Club	1st Half		2nd Half		Overall	
	W-L	Place	W-L	Place	W-L	Pct.
Louisville - AAA	59-81	4th	-	-	59-81	.421
Chattanooga - AA	36-33	3rd	25-42	4th	61-75	.449
Daytona - A	35-30	3rd	31-38	5th	66-68	.493
Dayton - A	28-42	7th	30-40	6th	58-82	.414
Billings - R	15-23	4th	24-14	1st	39-37	.513
Greeneville - R	26-41	5th	-	-	26-41	.388
AZL Reds - R	10-18	5th	17-11	2nd	27-29	.482
DSL Reds - R	47-24	1st	-	-	47-24	.662
Totals					383-437	.467

2019 NL ORGANIZATIONAL STANDINGS

1. Los Angeles	488-390	.556
2. Arizona	496-403	.552
3. Pittsburgh	469-423	.526
4. San Diego	426-386	.525
5. Philadelphia	437-421	.509
6. San Francisco	415-401	.509
7. Miami	374-368	.504
8. Milwaukee	403-413	.494
9. New York	436-447	.494
10. Chicago	426-455	.484
11. Colorado	406-436	.482
12. Washington	354-391	.475
13. Atlanta	347-393	.469
14. Cincinnati	383-437	.467
15. St. Louis	407-474	.462

Louisville Bats (AAA)

Player	AVG	G	AB	R	H	2B	3B	HR	RBI	BB	SO	SB	OPS
Aquino, A	.299	78	294	56	88	13	1	28	53	23	81	5	.992
Barnhart, T	.333	1	3	1	1	1	0	0	0	0	1	0	1.000
Blandino, A	.247	70	239	36	59	13	1	5	24	40	73	1	.758
Brown, C	.200	7	20	1	4	0	0	1	3	2	6	0	.623
Casali, C	.214	5	14	1	3	0	0	1	1	1	3	0	.695
Chavez, A	.222	30	81	14	18	1	1	1	5	8	19	1	.587
Ciuffo, N	.250	7	20	4	5	3	0	1	3	5	6	0	.950
Colón, C	.300	136	497	63	149	37	2	10	70	57	58	24	.814
Crook, N	.273	84	275	38	75	16	6	10	35	19	84	9	.812
Dietrich, D	.182	3	11	2	2	0	0	0	0	0	2	0	.432
Ervin, P	.290	40	145	27	42	8	1	6	26	19	34	6	.866
Farmer, K	.000	1	4	1	0	0	0	0	0	0	2	0	.000
Gennett, S	.167	3	12	0	2	1	0	0	0	0	2	0	.417
Gonzalez, L	.263	13	38	8	10	2	0	0	3	4	9	0	.649
Graterol, J	.249	58	209	19	52	8	1	2	26	14	18	0	.626
Hawkins, C	.167	15	54	5	9	4	0	2	4	1	21	0	.548
Johnson, S	.241	71	203	32	49	9	1	4	15	34	55	4	.708
Lavarway, R	.225	13	40	6	9	2	0	3	7	6	9	0	.819
Longhi, N	.283	111	389	51	110	28	3	12	51	30	102	0	.798
Martinez, V	.222	3	9	1	2	2	0	0	1	1	2	0	.744
Nay, M	.210	32	100	12	21	3	0	4	11	9	26	0	.635
O'Grady, B	.280	112	429	71	120	30	1	28	77	51	136	20	.909
Okey, C	.121	9	33	2	4	1	0	0	3	0	13	0	.273
Peraza, J	.600	4	15	3	9	2	0	0	1	0	2	2	1.330
Refsnyder, R	.315	85	298	42	94	21	2	10	45	31	86	0	.877
Rodriguez, A	.169	23	77	5	13	4	0	0	9	7	13	3	.482
Schebler, S	.216	53	194	18	42	6	0	5	17	12	51	0	.598
Senzel, N	.257	8	35	7	9	1	0	1	2	3	13	0	.687
Siri, J	.186	30	102	10	19	4	1	0	3	9	39	5	.497
Sparks, T	.000	1	3	0	0	0	0	0	0	1	3	0	.250
Trahan, B	.226	101	354	34	80	14	2	5	29	22	84	3	.598
Tromp, C	.286	26	77	15	22	2	1	7	21	11	25	0	.999
Turner, S	.156	28	96	8	15	2	0	1	11	4	28	0	.398
VanMeter, J	.348	49	181	43	63	14	1	14	43	24	37	8	1.100
Wren, K	.220	19	50	7	11	2	1	0	1	7	15	1	.616
Team Total	.262	140	4688	650	1229	257	26	163	609	456	1200	92	.766

Pitcher	W-L	ERA	G	GS	CG	SHO	SV	IP	H	R	ER	BB	SO
Alaniz, R	1-2	2.93	25	0	0	0	4	27.2	25	11	9	11	31
Antone, T	4-8	4.65	14	13	0	0	0	71.2	93	42	37	31	70
Archer, T	0-0	6.75	10	0	0	0	0	13.1	21	11	10	5	10
Bass, A	1-1	2.21	19	0	0	0	9	20.1	13	7	5	6	19
Bautista, W	0-0	4.50	5	0	0	0	1	8.0	10	4	4	3	7
Bowman, M	1-1	2.08	29	0	0	0	4	39.0	28	11	9	18	35
Boxberger, B	0-0	11.81	5	0	0	0	0	5.1	10	8	7	5	8
Chavez, A	0-0	7.20	3	0	0	0	0	5.0	11	7	4	6	0
Collins, T	1-0	6.75	5	0	0	0	0	4.0	5	3	3	3	3
Colón, C	0-0	9.00	1	0	0	0	0	2.0	3	2	2	1	0
Despaigne, O	3-2	3.92	8	8	0	0	0	41.1	40	21	18	16	40
Grimm, J	2-0	4.50	17	0	0	0	0	24.0	14	12	12	17	28
Gutierrez, V	6-11	6.04	27	27	0	0	0	137.0	144	100	92	48	117
Hawkins, C	0-0	0.00	1	0	0	0	0	1.0	1	0	0	0	0
Herget, J	3-4	2.91	48	0	0	0	2	58.2	41	22	19	36	68
Jiminian, J	0-0	9.00	1	0	0	0	0	5.0	9	5	5	2	2
Krol, I	1-3	5.33	28	0	0	0	1	25.1	27	16	15	12	28
Kuhnel, J	2-1	2.00	16	0	0	0	4	18.0	13	5	4	8	20
López, J	2-4	6.84	11	10	1	0	0	50.0	63	40	38	26	44
Mahle, T	1-2	4.00	3	3	0	0	0	9.0	8	4	4	3	13
Mantiply, J	0-0	3.72	18	0	0	0	1	29.0	26	12	12	3	26
Markey, B	2-3	7.49	11	5	0	0	0	33.2	41	30	28	15	13
Martinez, J	0-0	23.40	2	1	0	0	0	5.0	15	13	13	4	4
Mella, K	8-14	5.05	27	27	0	0	0	142.2	160	93	80	56	102
Peralta, W	0-0	3.27	12	0	0	0	0	11.0	11	4	4	1	7
Powers, A	0-0	1.98	23	1	0	0	2	27.1	24	6	6	12	33
Reed, C	1-2	2.61	18	0	0	0	0	20.2	13	6	6	8	25
Reyes, Je	1-6	5.03	43	7	0	0	0	77.0	75	52	43	54	64
Romano, S	4-8	4.28	43	5	0	0	1	69.1	72	38	33	26	76
Sims, L	5-0	4.56	16	16	0	0	0	79.0	69	43	40	36	102
Stephens, J	8-4	5.14	47	2	0	0	0	84.0	93	54	48	37	80
Stephenson, R	0-1	4.50	2	0	0	0	0	2.0	3	1	1	1	3
Stout, E	2-2	6.27	20	9	0	0	0	60.1	68	43	42	37	52
Tazawa, J	0-0	0.00	2	0	0	0	0	3.0	1	0	0	1	0
Wood, A	0-1	5.06	3	3	0	0	0	5.1	8	4	3	2	7
Wooten, R	0-1	13.50	3	3	0	0	0	7.1	12	11	11	4	6
Team Totals	59-81	4.91	140	140	1	7	29	1222.1	1270	741	667	554	1143

Chattanooga Lookouts (AA)

The Chattanooga Lookouts were named the Don Mincher Southern League Organization of the Year in 2019. Lookouts President **Rich Mozingo** won the league's Jimmy Bragan Executive of the Year Award.

Player	AVG	G	AB	R	H	2B	3B	HR	RBI	BB	SO	SB	OPS
Bell, B	.243	115	358	42	87	19	0	6	36	30	63	10	.659
Beltre, M	.234	80	231	28	54	6	2	3	29	29	57	3	.637
Brown, C	.250	6	20	5	5	2	0	1	4	4	7	0	.875
Chavez, A	.224	33	98	9	22	4	0	0	8	7	25	0	.552
Crook, N	.296	24	71	11	21	6	2	0	6	5	18	1	.779
Daal, C	.301	82	279	27	84	7	3	0	32	9	52	5	.669
Duefiez, S	.270	17	63	6	17	2	0	1	9	5	12	0	.663
Fairchild, S	.275	42	153	25	42	12	1	4	17	19	23	3	.824
Flete, B	.071	8	14	0	1	0	0	0	0	1	6	0	.205
Friedl, T	.235	65	226	38	53	11	4	5	28	29	50	13	.732
Gonzalez, L	.326	17	46	9	15	5	1	0	8	3	7	0	.858
Hawkins, C	.222	3	9	0	2	0	0	0	1	0	5	0	.444
India, J	.270	34	111	24	30	3	0	3	14	22	26	4	.792
Isabel, I	.243	91	334	52	81	12	1	26	69	26	153	0	.825
LaValley, G	.254	119	394	58	100	22	2	10	56	47	111	2	.735
Mendoza, Y	.233	10	30	4	7	2	0	0	3	3	6	0	.603
Nay, M	.304	82	253	48	77	22	2	13	54	25	48	1	.927
O'Neill, M	.302	22	86	15	26	2	0	1	4	6	20	0	.715
Okey, C	.228	49	149	21	34	6	1	7	25	19	52	0	.740
Rodriguez, A	.286	104	409	50	117	18	2	1	25	22	62	13	.672
Siri, J	.251	101	366	46	92	15	1	11	50	33	126	21	.701
Stephenson, T	.285	89	312	47	89	19	1	6	44	37	60	0	.782
Trammell, T	.236	94	318	47	75	8	3	6	33	54	86	17	.686
Team Total	.259	136	4479	621	1159	208	26	104	564	443	1129	93	.719

Pitcher	W-L	ERA	G	GS	CG	SHO	SV	IP	H	R	ER	BB	SO
Antone, T	7-4	3.38	13	13	0	0	0	74.2	63	38	28	22	63
Bautista, W	2-4	6.64	12	7	0	0	0	39.1	64	33	29	10	36
Boyles, T	2-2	4.36	47	0	0	0	1	66.0	65	33	32	34	64
Cox, A	0-0	0.00	2	0	0	0	0	2.0	2	0	0	1	4
Finnegan, B	1-0	6.60	13	0	0	0	0	15.0	14	11	11	10	17
Flete, B	0-0	18.00	1	0	0	0	0	1.0	2	2	2	0	0
Fossas, A	4-3	6.70	28	0	0	0	0	45.2	53	37	34	15	36
Hendrix, R	3-0	2.33	16	0	0	0	2	19.1	14	6	5	8	23
Howard, N	0-1	10.80	3	0	0	0	0	3.1	8	7	4	3	2
Jay, T	0-0	3.03	18	0	0	0	0	32.2	34	11	11	12	33
Jiminian, J	5-5	4.29	28	15	0	0	0	94.1	104	53	45	37	72
Johnson, J	0-6	6.98	9	9	0	0	0	38.2	40	36	30	29	39
Kuhnel, J	3-2	2.27	25	0	0	0	10	35.2	26	10	9	8	30
Lillie, R	1-4	8.39	6	5	0	0	0	24.2	33	25	23	11	20
Mantiply, J	1-0	13.50	1	0	0	0	0	1.1	3	2	2	2	0
Markey, B	2-2	6.11	6	6	0	0	0	28.0	32	22	19	3	26
Martinez, J	3-3	3.60	34	1	0	0	11	45.0	43	21	18	17	34
Mendoza, Y	0-0	0.00	2	0	0	0	0	1.2	3	3	0	0	0
Moss, S	6-5	3.44	20	20	2	0	0	102.0	84	45	39	57	123
Naughton, P	6-10	3.66	19	19	0	0	0	105.2	109	51	43	26	81
Nutof, R	3-0	5.89	15	0	0	0	0	18.1	22	12	12	9	17
Payano, V	2-0	4.70	16	0	0	0	0	23.0	28	12	12	4	18
Powers, A	2-0	1.23	17	0	0	0	6	22.0	10	3	3	6	33
Sanmartin, R	2-7	4.34	12	12	0	0	0	58.0	61	41	28	17	54
Santillan, T	2-8	4.84	21	21	0	0	0	102.1	110	59	55	54	92
Stallings, J	0-3	6.00	30	0	0	0	2	33.0	41	24	22	4	19
Stout, E	0-0	0.00	1	0	0	0	0	2.0	1	0	0	0	2
Strahan, W	0-3	7.74	35	1	0	0	0	54.2	68	49	47	27	44
Thompson, C	2-1	4.21	33	0	0	0	0	36.1	44	22	17	14	27
Wood, A	1-0	1.50	1	1	0	0	0	6.0	4	1	1	0	4
Wooten, R	1-2	4.40	6	6	0	0	0	28.2	31	16	14	4	24
Team Totals	61-75	4.61	136	136	2	5	32	1160.1	1216	685	594	444	1037

Daytona Tortugas (A)

Player	AVG	G	AB	R	H	2B	3B	HR	RBI	BB	SO	SB	OPS
Beltre, M	.319	13	47	7	15	2	0	1	8	7	11	1	.833
Cedrola, L	.277	102	343	41	95	10	7	1	28	17	43	18	.685
Clementina, H	.249	91	338	30	84	13	0	14	54	19	92	1	.707
Fairchild, S	.258	67	248	32	64	17	2	8	37	25	60	3	.774
Flete, B	.277	32	112	18	31	2	0	3	9	18	26	0	.779
Garcia, J	.280	104	404	58	113	37	1	8	55	25	83	15	.779
Gennett, S	.143	4	14	1	2	1	0	0	0	1	3	0	.414
Gordon, M	.206	19	63	4	13	1	3	0	6	5	15	2	.582
Hannah, J	.224	18	67	6	15	3	1	0	6	9	16	2	.623
Harris, D	.214	7	28	2	6	1	0	0	2	0	7	0	.491
India, J	.256	87	317	50	81	15	5	8	30	37	84	7	.756
Kolozsvary, M	.188	79	234	26	44	11	1	6	21	38	78	0	.662
Liberatore, E	.091	4	11	0	1	1	0	0	1	0	8	0	.265
Lopez, A	.287	124	481	67	138	17	3	2	50	38	80	9	.700
Manzanero, P	.224	22	85	6	19	2	0	0	4	0	29	0	.486
Mendoza, Y	.237	80	279	34	66	6	1	3	25	27	53	1	.600
Mount, D	.253	76	281	33	71	12	4	1	33	13	84	17	.624
Munroe, S	.152	16	46	5	7	0	0	1	8	6	14	2	.463
Rey, B	.146	16	48	3	7	2	0	0	6	2	5	1	.399
Rivero, C	.140	14	50	2	7	1	0	1	3	0	20	1	.360
Santana, L	.091	3	11	1	1	1	0	0	3	1	5	0	.348
Sugliio, A	.294	118	456	57	134	11	5	3	39	24	92	23	.690
Ventura, R	.226	31	93	11	21	2	0	0	8	17	29	3	.589
Yari, B	.225	120	418	54	94	18	6	7	54	66	130	2	.677
Team Totals	.252	134	4474	548	1129	186	39	67	490	395	1067	108	.680

Pitcher	W-L	ERA	G	GS	CG	SHO	SV	IP	H	R	ER	BB	SO
Bautista, W	4-3	3.58	18	8	1	0	5	60.1	52	26	24	13	64
Bennett, C	0-2	2.08	15	0	0	0	1	17.1	13	5	4	7	25
Byrne, M	7-3	4.27	37	6	0	0	3	65.1	72	34	31	15	60
Cox, A	3-4	2.45	35	0	0	0	9	36.2	34	13	10	20	49
Curtis, C	1-0	0.96	2	2	0	0	0	9.1	12	1	1	3	7
Diaz, C	0-1	6.00	5	0	0	0	1	3.0	1	2	2	6	4
Fossas, A	1-2	5.10	8	8	0	0	0	42.1	55	27	24	14	24
Ghyzel, J	5-2	5.89	38	0	0	0	2	55.0	58	37	36	33	49
Jordan, A	0-0	0.00	1	1	0	0	0	5.0	3	0	0	4	6
Lillie, R	3-8	3.74	20	20	0	0	0	110.2	100	54	46	33	90
Lopez, D	4-1	2.72	28	0	0	0	2	43.0	40	17	13	9	53
Machorro, C	0-0	10.13	1	0	0	0	0	2.2	4	3	3	1	2
Moreta, D	1-0	2.35	35	0	0	0	2	57.1	46	18	15	9	64
Naughton, P	5-2	2.63	9	9	0	0	0	51.1	49	16	15	9	50
Nutof, R	4-1	2.61	25	0	0	0	10	31.0	21	10	9	8	39
Olson, R	1-3	4.91	9	0	0	0	0	14.2	15	9	8	8	17
Orewiler, A	8-11	4.56	27	26	0	0	0	126.1	138	74	64	46	90
Pinto, J	2-3	5.51	31	0	0	0	3	47.1	57	31	29	29	49
Rodriguez, A	0-0	8.10	3	0	0	0	0	3.1	3	3	3	1	2
Romero, W	1-2	4.34	6	6	0	0	0	29.0	34	15	14	9	26
Sanmartin, R	2-5	3.78	13	13	0	0	0	64.1	68	32	27	14	60
Sceroler, M	5-4	3.69	26	20	0	0	0	117.0	101	54	48	29	127
Schmidt, C	1-1	9.00	11	0	0	0	0	14.0	24	16	14	10	10
Solomon, J	2-8	4.30	15	15	0	0	0	73.1	74	38	35	34	65
Stallings, J	0-0	2.51	8	0	0	0	0	14.1	7	5	4	3	14
Thompson, C	5-0	1.96	12	0	0	0	0	23.0	13	6	5	4	25
Zabala, A	1-2	5.63	39	0	0	0	0	54.1	57	39	34	27	48
Team Totals	66-68	3.98	134	134	1	5	38	1171.1	1151	585	518	398	1119

Dayton Dragons (A)

Dayton Dragons President and General Manager Robert Murphy was selected by Ballpark Digest as the 2019 Baseball Executive of the Year. The Dragons' active sell-out streak at Fifth Third Field stands at 1,385 games. It is the longest streak of consecutive sold-out dates in North American sports history. On 1/29/20, the facility was renamed Day Air Ballpark.

Player	AVG	G	AB	R	H	2B	3B	HR	RBI	BB	SO	SB	OPS
Bautista, M	.233	103	386	43	90	10	2	8	33	28	88	19	.635
Demurias, E	.000	2	1	1	0	0	0	0	0	0	0	0	.000
Farmer, K	.000	1	2	0	0	0	0	0	0	1	0	0	.333
Finol, C	.218	53	179	17	39	5	4	1	14	13	33	0	.593
Gordon, M	.208	63	226	23	47	6	2	3	25	16	67	13	.554
Harris, D	.133	14	45	2	6	0	0	0	0	5	7	0	.369
Hernandez, M	.245	127	445	47	109	22	2	5	43	25	94	7	.621
Liberatore, E	.267	8	30	3	8	1	0	1	2	0	10	0	.667
Lloyd, M	.224	23	76	11	17	6	0	3	11	10	21	1	.743
Lofstrom, M	.258	64	213	23	55	15	2	3	23	8	82	0	.688
Manzanero, P	.281	86	338	34	95	25	1	10	44	8	77	1	.754
Martinez, J	.238	129	441	49	105	22	4	8	50	51	112	1	.691
Munroe, S	.197	47	142	20	28	3	4	3	15	29	45	4	.671
Ozuna, R	.157	40	121	8	19	2	1	2	10	16	33	0	.495
Plaz, P	.000	2	4	0	0	0	0	0	1	0	0	1	.000
Rey, B	.281	66	235	31	66	16	0	9	40	11	35	1	.789
Rivero, C	.172	38	99	11	17	0	2	1	3	14	51	3	.514
Scantlin, N	.071	6	14	2	1	0	0	0	0	3	5	0	.349
Schuyler, J	.260	109	388	50	101	16	2	5	50	41	75	5	.686
Siani, M	.253	121	466	75	118	10	6	6	39	46	109	45	.672
Spillane, B	.207	62	213	31	44	10	0	5	19	28	104	5	.626
Ventura, R	.234	70	231	22	54	3	2	0	12	17	57	10	.551
Warren, C	.236	42	148	18	35	7	0	2	13	16	30	0	.642
White, I	.045	8	22	0	1	0	0	0	2	0	10	1	.091
Willems, J	.214	33	117	12	25	7	0	2	12	2	30	3	.569
Team Total	.236	140	4582	533	1080	186	34	77	461	388	1175	120	.645

Pitcher	W-L	ERA	G	GS	CG	SHO	SV	IP	H	R	ER	BB	SO
Bennett, C	3-4	2.27	33	0	0	0	12	39.2	35	14	10	17	63
Byrd, A	0-0	5.40	2	0	0	0	0	1.2	5	1	1	1	2
Campbell, R	1-1	5.11	7	0	0	0	0	12.1	15	9	7	5	14
Cox, A	0-1	6.60	11	0	0	0	1	15.0	14	15	11	17	21
Curlis, C	4-6	3.16	17	13	0	0	0	74.0	68	35	26	32	72
D'Andrea, J	0-4	5.12	30	0	0	0	4	51.0	46	35	29	32	72
De Jesus, J	2-13	5.08	23	23	0	0	0	95.2	116	68	54	36	68
Demurias, E	3-4	4.50	40	0	0	0	4	78.0	85	42	39	24	70
Diaz, A	7-4	5.18	25	4	0	0	0	57.1	52	34	33	28	74
Fisher, A	3-3	2.73	10	1	0	0	0	26.1	18	10	8	4	32
Garcia, P	0-0	0.00	1	0	0	0	0	1.1	0	0	0	0	2
Gibson, T	1-1	6.48	6	0	0	0	0	8.1	15	6	6	4	5
Harris, D	0-0	0.00	1	0	0	0	0	0.1	0	0	0	1	0
Heatherly, J	1-2	8.31	4	4	0	0	0	8.2	12	9	8	6	10
Johnson, J	0-1	9.53	2	2	0	0	0	5.2	9	6	6	1	3
Lodolo, N	0-0	2.57	2	2	0	0	0	7.0	6	2	2	0	9
Machorro, C	2-0	3.61	24	0	0	0	0	42.1	29	17	17	22	48
Marinan, J	2-9	5.56	17	17	1	0	0	79.1	96	53	49	30	48
McDonald, A	0-2	9.33	9	0	0	0	0	18.1	31	21	19	13	11
Nova, M	1-1	4.65	27	0	0	0	0	40.2	45	30	21	23	50
Pidich, M	4-3	2.22	39	0	0	0	7	65.0	42	25	16	20	75
Pinto, J	1-0	4.11	11	0	0	0	2	15.1	13	8	7	11	22
Richardson, L	3-9	4.15	26	26	0	0	0	112.2	126	66	52	33	106
Rodriguez, A	6-4	3.18	29	6	0	0	0	79.1	67	35	28	28	70
Salazar, E	6-3	3.81	35	11	0	0	0	106.1	105	52	45	36	81
Salinas, R	4-3	4.13	15	15	0	0	0	72.0	70	39	33	28	67
Schmidt, C	2-1	2.55	15	4	0	0	2	42.1	31	13	12	21	36
Solomon, J	1-3	3.43	11	11	0	0	0	42.0	42	19	16	27	46
Stallings, J	0-0	0.00	3	0	0	0	2	4.1	2	0	0	1	5
Wynne, R	1-0	4.50	3	1	0	0	0	12.0	14	7	6	0	14
Team Totals	58-82	4.14	140	140	1	8	34	1214.1	1209	671	559	501	1196

Billings Mustangs (Rookie)

Player	AVG	G	AB	R	H	2B	3B	HR	RBI	BB	SO	SB	OPS
Amador, R	.180	14	50	7	9	2	0	0	4	3	19	2	.446
Boselli, R	.308	4	13	1	4	1	0	1	4	3	6	0	1.142
Callihan, T	.400	5	20	3	8	0	1	1	7	1	4	2	1.079
Case, C	.214	41	131	20	28	4	4	2	12	15	34	0	.667
Cotton, Q	.283	61	237	37	67	14	2	4	27	34	49	8	.785
Finol, C	.226	8	31	2	7	1	1	0	4	0	4	0	.535
Free, J	.245	43	155	30	38	9	1	7	24	18	38	0	.785
Hopkins, M	.267	54	202	40	54	11	3	5	30	19	52	12	.758
Lloyd, M	.245	27	98	14	24	5	0	5	12	13	28	0	.782
Martinez, V	.224	16	49	4	11	1	0	0	2	5	14	0	.578
McAfee, Q	.291	60	196	30	57	10	0	1	23	17	25	4	.716
Ozuna, R	.235	62	217	28	51	6	5	5	37	18	59	3	.675
Reina, C	.000	3	7	1	0	0	0	0	0	0	4	0	.125
Reyes, R	.252	35	115	14	29	4	1	0	10	7	25	0	.597
Ruiz, V	.270	60	233	19	63	14	1	1	30	14	49	1	.663
Scantlin, N	.311	16	61	14	19	5	2	1	5	5	5	3	.891
Seminati, L	.270	58	204	24	55	8	0	9	27	20	80	1	.783
Van Blake C	.000	3	9	2	0	0	0	0	0	1	4	0	.100
Willems, J	.300	60	230	29	69	12	4	0	26	10	41	2	.718
Wolforth, G	.238	6	21	2	5	1	0	1	3	1	6	0	.701
Yang, E	.290	51	162	27	47	9	0	4	29	23	44	0	.848
Yon, E	.287	35	129	23	37	6	1	4	10	11	61	0	.785
Team Totals	.265	76	2570	371	682	123	26	51	326	238	651	38	.730

Pitcher	W-L	ERA	G	GS	CG	SHO	SV	IP	H	R	ER	BB	SO
Adames, J	0-0	0.00	3	0	0	0	1	3.0	2	0	0	0	5
Aranguren, F	3-1	3.16	20	0	0	0	0	31.1	35	15	11	6	20
Byrd, A	0-0	1.93	10	0	0	0	0	18.2	17	5	4	3	19
Cachutt, M	0-1	6.62	15	0	0	0	0	17.2	22	13	13	8	16
Carreno, C	4-6	5.37	15	15	0	0	0	62.0	70	46	37	27	51
Conoropo, O	5-0	3.36	16	3	0	0	0	59.0	49	24	22	13	55
D'Andrea, J	0-1	2.35	5	0	0	0	1	7.2	9	3	2	3	13
Davis, N	1-1	2.10	8	8	0	0	0	34.1	27	10	8	13	30
Dunne, R	6-4	3.98	23	0	0	0	0	31.2	23	19	14	17	46
Gonzalez, A	0-0	5.96	11	1	0	0	0	22.2	17	15	15	11	29
Karcher, R	0-0	4.61	4	4	0	0	0	13.2	8	7	7	9	17
Koch, I	5-0	3.38	15	0	0	0	1	34.2	33	13	13	8	32
Lodolo, N	0-1	2.38	6	6	0	0	0	11.1	12	5	3	0	21
Martinez, V	0-0	18.00	2	0	0	0	0	2.0	3	4	4	3	2
McDonald, A	1-0	4.24	10	0	0	0	0	17.0	20	10	8	4	15
McGregor, J	3-6	4.78	15	14	0	0	0	69.2	95	52	37	7	56
Medrano, M	3-4	3.13	14	14	0	0	0	60.1	52	24	21	14	66
Nino, J	2-2	2.45	19	0	0	0	0	25.2	21	11	7	10	39
Peguero, F	1-3	4.00	22	0	0	0	6	27.0	23	13	12	3	45
Raby, S	0-0	8.64	5	0	0	0	0	8.1	7	8	8	7	10
Rodriguez, O	0-3	4.42	10	8	0	0	0	36.2	35	22	18	15	49
Salvador, J	0-0	3.86	3	3	0	0	0	11.2	10	5	5	3	15
Schneider, J	3-2	3.34	22	0	0	0	2	32.1	24	15	12	16	36
Stevenson, C	1-1	3.10	18	0	0	0	5	20.1	18	12	7	14	31
Travieso, N	0-1	9.00	3	0	0	0	0	3.0	3	6	3	5	4
Van Blake C	1-0	0.00	1	0	0	0	0	2.0	1	1	0	1	2
Team Totals	39-37	3.88	76	76	0	6	16	663.2	636	358	286	220	724

Greenville Reds (Rookie)

Player	AVG	G	AB	R	H	2B	3B	HR	RBI	BB	SO	SB	OPS
Amador, R	.142	30	106	5	15	0	1	0	5	6	40	0	.348
Berryhill, L	.240	8	25	5	6	1	0	1	5	5	4	0	.744
Boselli, R	.182	9	33	2	6	0	0	1	5	2	14	0	.510
Bumpass, A	.250	41	140	24	35	10	3	5	27	14	44	4	.805
Callihan, T	.250	52	204	27	51	10	5	5	26	9	46	9	.707
Castro, F	.313	5	16	2	5	0	0	1	2	1	7	0	.853
Cerda, A	.220	39	132	22	29	6	0	9	27	20	56	2	.829
Gomez, J	.263	25	76	8	20	3	1	2	11	9	24	1	.753
Hinds, R	.000	3	8	1	0	0	0	0	1	2	3	0	.200
Johnson, V	.255	46	188	27	48	10	1	6	22	18	46	11	.742
Juarez, R	.203	35	123	17	25	5	0	6	15	7	32	0	.673
Lantigua, D	.185	53	195	19	36	6	5	3	18	7	97	1	.532
Oliver, H	.231	4	13	2	3	1	0	0	0	1	3	0	.593
Olivo, C	.252	42	147	19	37	6	0	1	14	6	57	1	.608
Plaz, P	.203	25	74	10	15	2	0	0	4	4	10	1	.470
Reina, C	.194	43	139	22	27	13	0	2	15	26	40	3	.664
Remy, D	.192	45	156	16	30	5	1	1	6	7	45	4	.488
Reyes, R	.233	12	43	3	10	3	1	0	1	1	8	0	.599
Spooner, M	.223	33	94	14	21	3	1	0	8	16	30	2	.619
Tello, J	.371	11	35	6	13	2	1	2	9	4	9	0	1.107
Trahan, B	.267	4	15	0	4	1	0	0	0	0	3	0	.646
Van Blake, C	.231	4	13	1	3	2	0	0	1	1	6	0	.670
Wallace, R	---	1	0	0	0	0	0	0	0	0	0	0	.000
Warren, C	.333	10	39	6	13	0	1	1	11	4	10	3	.857
Wolforth, G	.242	53	194	26	47	9	2	5	24	12	50	2	.674
Team Totals	.226	67	2208	284	499	98	23	51	257	182	684	44	.655

Pitcher	W-L	ERA	G	GS	CG	SHO	SV	IP	H	R	ER	BB	SO
Abril, J	1-7	6.99	12	12	0	0	0	37.1	45	32	29	21	32
Ashcraft, G	2-4	4.53	13	13	0	0	0	53.2	51	33	27	21	60
Byrd, A	3-0	2.25	9	0	0	0	0	16.0	12	4	4	4	19
Cachutt, M	0-2	11.88	6	0	0	0	0	8.1	12	14	11	10	7
Cooper, T	1-0	2.21	15	0	0	0	2	36.2	23	11	9	12	42
Fisher, A	0-0	0.87	6	1	0	0	0	20.2	13	4	2	3	26
Garbee, T	2-2	3.83	15	5	0	0	2	47.0	48	23	20	11	52
Gibson, T	1-2	2.25	6	0	0	0	1	12.0	9	8	3	0	16
Gilbert, J	0-3	6.18	8	6	0	0	1	27.2	31	19	19	8	37
Gill, M	2-3	7.09	18	0	0	0	2	26.2	44	31	21	9	25
Gonzalez, A	0-0	7.36	7	0	0	0	0	11.0	12	10	9	8	12
Keys, J	1-1	3.77	5	3	0	0	0	14.1	12	7	6	7	21
Kravetz, E	0-0	0.00	1	1	0	0	0	1.0	0	0	0	0	0
Moreno, P	0-0	0.00	1	0	0	0	0	1.1	2	3	0	2	1
Noriega, O	2-3	5.28	7	7	0	0	0	30.2	35	21	18	9	24
Pucheu, J	2-0	1.50	4	2	1	1	0	18.0	13	3	3	6	19
Raby, S	2-1	8.03	7	0	0	0	0	12.1	14	13	11	9	19
Salvador, J	2-3	5.05	11	11	0	0	0	46.1	50	27	26	16	57
Sefcik, Q	0-0	4.15	3	0	0	0	1	4.1	6	3	2	1	3
Serreino, D	0-1	6.75	13	0	0	0	1	18.2	15	14	14	12	18
Soto, R	0-0	9.00	1	0	0	0	0	1.0	4	2	1	2	1
Stockton, S	2-1	1.96	4	3	0	0	0	23.0	10	5	5	3	28
Tripp, J	0-0	0.00	5	0	0	0	1	9.1	4	0	0	0	14
Wallace, R	0-2	3.50	11	0	0	0	0	18.0	10	8	7	9	23
Wynne, R	3-3	3.04	12	3	0	0	0	53.1	45	19	18	2	54
Zimmerman, A	0-2	7.94	12	0	0	0	1	17.0	18	16	15	9	20
Zorrilla, J	0-1	8.84	14	0	0	0	0	19.1	30	21	19	10	26
Team Totals	26-41	4.58	67	67	1	8	12	585.0	568	351	298	204	656

Arizona League Reds (Rookie)

Player	AVG	G	AB	R	H	2B	3B	HR	RBI	BB	SO	SB	OPS
Acosta, J	.370	10	46	10	17	5	0	0	8	1	9	2	.874
Aleixo, A	.217	10	23	7	5	2	0	0	3	5	4	1	.684
Almonte, S	.272	40	147	23	40	10	3	3	22	13	46	8	.776
Bautista, M	.368	5	19	6	7	3	0	0	1	2	3	4	.955
Castro, F	.290	43	169	33	49	10	5	6	30	17	64	9	.878
Ciuffo, N	.231	5	13	2	3	3	0	0	1	3	4	0	.837
Contreras, Y	.145	20	69	8	10	1	2	0	2	14	25	4	.515
Creal, A	.276	48	174	33	48	12	3	0	14	32	48	8	.785
Franco, R	.232	39	138	21	32	1	2	1	13	8	31	6	.579
Gomez, E	.186	36	102	17	19	1	2	0	9	6	25	1	.485
Guzman, E	.173	16	52	6	9	1	0	0	4	5	27	0	.476
Lopez, L	.231	30	108	12	25	6	3	2	16	1	41	2	.675
Marrero, W	.324	30	102	18	33	4	2	3	21	12	33	0	.915
Nieves, Y	.222	12	27	2	6	1	0	0	3	1	9	0	.509
Oliver, H	.125	6	16	2	2	1	0	0	2	5	8	0	.506
Palacios, A	.136	8	22	4	3	0	1	0	1	2	13	1	.436
Pineda, J	.064	14	47	5	3	0	1	0	2	7	35	0	.292
Pino, Y	.253	24	91	11	23	2	0	0	11	4	25	0	.588
Refsnyder, R	.333	2	9	1	3	1	0	0	1	0	1	0	.844
Santana, D	.310	25	100	13	31	3	2	1	13	3	31	0	.737
Schebler, S	.500	1	4	1	2	0	0	0	1	0	0	0	1.000
Sequera, J	.326	28	86	15	28	6	0	0	8	5	21	4	.764
Tejada, L	.208	26	77	11	16	5	0	2	10	10	17	3	.657
Tello, J	.296	35	142	24	42	4	3	6	24	7	21	0	.833
Thomas, R	.077	7	13	3	1	1	0	0	1	1	7	0	.297
Tromp, C	.271	16	48	10	13	5	0	2	16	11	10	0	.910
Van Blake, C	.341	32	123	23	42	7	3	6	26	7	22	1	.984
Team Totals	.260	56	1967	321	512	95	32	32	263	182	580	54	.726

Pitcher	W-L	ERA	G	GS	CG	SHO	SV	IP	H	R	ER	BB	SO
Adames, J	0-0	0.00	1	0	0	0	0	0.2	1	2	0	0	3
Beltre, A	0-2	15.22	7	1	0	0	0	18.1	39	34	31	15	17
Campbell, R	0-0	3.00	2	2	0	0	0	3.0	3	1	1	0	1
Davis, N	0-2	7.88	5	5	0	0	0	8.0	13	7	7	0	5
Diaz, A	0-0	5.40	2	1	0	0	0	1.2	5	4	1	1	3
Diaz, Y	1-0	6.75	3	0	0	0	0	6.2	6	5	5	6	7
Falcon, A	3-1	3.75	17	0	0	0	2	50.1	35	25	21	20	43
Garcia, P	1-0	0.00	5	2	0	0	0	14.1	12	1	0	4	14
Gilbert, J	1-1	2.25	5	0	0	0	0	8.0	6	5	2	3	13
Hendrix, R	1-0	0.00	4	2	0	0	0	5.0	1	1	0	0	8
Jay, T	0-0	9.00	2	1	0	0	0	2.0	3	2	2	0	5
Johnson, J	0-0	3.00	4	4	0	0	0	6.0	7	2	2	0	6
Koch, I	0-1	13.50	1	1	0	0	0	0.2	3	5	1	1	0
Lane, T	1-0	4.26	12	0	0	0	4	19.0	17	14	9	12	31
Lar, M	4-3	4.31	14	5	0	0	0	54.1	60	34	26	29	41
Lopez, Je	0-0	10.13	2	0	0	0	1	2.2	4	3	3	4	2
López, J	0-0	0.00	2	0	0	0	0	2.1	2	0	0	1	4
Manuel, M	3-0	6.53	13	6	0	0	0	51.0	67	42	37	7	52
Mey, L	0-5	8.39	13	12	0	0	0	39.2	64	51	37	28	28
Mojica, A	1-5	2.87	16	0	0	0	3	31.1	35	18	10	12	32
Moreno, P	0-2	4.35	16	0	0	0	1	31.0	41	24	15	12	31
Mota, R	2-0	7.82	6	0	0	0	0	12.2	14	13	11	13	11
Mota, R	0-1	19.89	6	0	0	0	1	6.1	6	15	14	12	8
Noriega, O	0-0	1.59	3	2	0	0	0	5.2	5	4	1	3	9
Nunez, R	0-0	8.84	13	0	0	0	0	18.1	22	18	18	29	28
Peralta, J	0-0	5.56	8	4	0	0	0	11.1	13	8	7	5	9
Pucheu, J	3-1	4.08	11	3	0	0	1	35.1	29	18	16	10	42
Sequera, J	0-0	18.00	1	0	0	0	0	1.0	3	2	2	0	1
Soto, R	3-0	3.18	8	0	0	0	1	22.2	21	8	8	5	28
Soto, R	1-1	2.31	8	0	0	0	1	11.2	9	4	3	3	13
Stockton, S	3-1	2.14	6	4	0	0	0	33.2	31	10	8	5	41
Tavarez, D	3-2	6.61	8	0	0	0	0	16.1	17	13	12	14	10
Tazawa, J	0-1	27.00	1	1	0	0	0	0.2	2	3	2	0	0
Wynne, R	1-0	4.50	1	0	0	0	0	2.0	2	1	1	0	1
Team Totals	27-29	5.27	56	56	0	4	14	498.1	563	376	292	236	508

Dominican Summer League Reds

Player	AVG	G	AB	R	H	2B	3B	HR	RBI	BB	SO	SB	OPS
Acosta, J	.403	43	149	48	60	12	5	3	24	30	32	24	1.113
Alcantara, W	.209	51	134	40	28	2	1	8	18	32	60	14	.787
Cabrera, L	.216	33	97	12	21	5	2	0	13	19	35	3	.668
Colmenarez, S	.254	40	142	23	36	0	5	0	12	20	36	7	.678
De La Cruz, E	.285	43	165	24	47	11	1	1	26	14	45	3	.733
Fernandez, I	.274	40	146	17	40	4	0	0	16	18	27	5	.662
Geraldo, J	.158	40	133	20	21	9	1	0	7	17	65	4	.533
Guzman, D	.357	47	185	40	66	18	6	6	41	10	44	5	1.010
Lora, T	.238	41	164	34	39	11	1	1	19	20	33	15	.660
Lozano, D	.208	36	125	14	26	8	2	1	16	6	21	5	.591
Melo, J	.307	43	163	27	50	14	3	3	31	12	16	2	.849
Ovalles, E	.196	16	51	10	10	0	1	1	9	6	14	2	.582
Perez, L	.202	28	84	14	17	6	2	2	12	9	26	2	.699
Rodríguez, F	.169	25	71	5	12	3	0	1	8	9	16	1	.519
Sencion, J	.238	18	63	7	15	2	0	1	9	4	28	3	.601
Tamarez, J	.278	54	169	35	47	5	4	1	17	24	45	13	.743
Torres, E	.260	42	150	27	39	4	2	3	26	35	26	16	.778
Vellojin, D	.314	51	175	40	55	9	3	3	42	31	24	8	.896
Team Totals	.266	71	2366	437	629	123	39	35	346	316	593	132	.758

Pitcher	W-L	ERA	G	GS	CG	SHO	SV	IP	H	R	ER	BB	SO
Yanez, W	3-1	3.12	6	0	0	0	0	17.1	18	6	6	3	10
Tavarez, D	1-2	6.39	8	8	0	0	0	31.0	34	33	22	14	24
Soto, R	3-0	3.18	8	0	0	0	1	22.2	21	8	8	5	28
Santos, C	2-0	5.79	6	0	0	0	1	9.1	10	7	6	6	17
Salazar, M	5-1	2.93	14	14	0	0	0	58.1	57	27	19	10	55
Rojas, J	3-4	3.88	15	13	0	0	1	53.1	59	29	23	16	34
Ramirez, M	1-1	6.26	11	1	0	0	0	27.1	22	20	19	13	27
Ortega, J	1-0	0.00	3	0	0	0	0	2.2	1	0	0	1	2
Mota, R	2-0	7.82	6	0	0	0	0	12.2	14	13	11	13	11
Mendez, W	3-1	6.98	18	0	0	0	0	29.2	26	26	23	34	23
Lorant, N	0-1	4.43	6	4	0	0	0	20.1	25	11	10	6	20
Lantigua, I	1-0	6.00	20	0	0	0	1	30.0	31	26	20	35	25
Franco, J	3-1	2.20	14	14	0	0	0	57.1	50	19	14	14	59
Diaz, Y	1-1	3.06	18	0	0	0	5	35.1	29	17	12	21	32
Cuevas, A	6-2	2.27	28	0	0	0	15	43.2	19	15	11	19	56
Chirinos, E	1-0	2.84	7	0	0	0	1	12.2	12	8	4	6	12
Castillo, Z	4-0	4.31	19	0	0	0	0	31.1	27	17	15	23	40
Beltre, A	0-0	2.40	6	0	0	0	2	15.0	15	8	4	11	12
Aquino, L	2-4	5.94	13	9	0	0	0	33.1	24	25	22	34	28
Alcantara, E	3-2	3.92	15	1	0	0	0	39.0	31	19	17	22	39
Aguilera, G	2-3	4.33	14	7	0	0	0	43.2	44	24	21	9	35
Team Totals	47-24	4.13	71	71	0	2	27	626.0	569	358	287	315	589

2020 NOTES



MINOR LEAGUE PLAYERS

ABRIL, Juan - RHP AGE: 22; HT: 6-0; WT: 160; B/T: R/R; BORN: 3/11/98, Hato Mayor, DR. **SIGNED BY:** Felix Romero. **RESIDES:** Santo Domingo, DR. **OBTAINED:** Signed as a non-drafted free agent on 1/20/17.

Yr	Club	W-L	ERA	G	GS	CG	SHO	SV	IP	H	R	ER	HR	BB	SO	WP	BK
2017	DSL Reds-R	8-1	2.21	18	0	0	0	3	40.2	20	14	10	0	28	35	15	0
2018	AZL Reds-R	2-2	3.94	14	0	0	0	1	29.2	23	18	13	1	11	41	3	1
2019	Greenville-R	1-7	6.99	12	12	0	0	0	37.1	45	32	29	3	21	32	6	0
Minor Totals - 3 yrs		11-10	4.35	44	12	0	0	4	107.2	88	64	52	4	60	108	24	1

ACOSTA, Jose - INF AGE: 20; HT: 5-10; WT: 170; B/T: S/R; BORN: 3/20/00, Santo Domingo, DR. **SIGNED BY:** Edgar Melo. **RESIDES:** Santo Domingo, DR. **OBTAINED:** Signed as a non-drafted free agent on 7/4/17. **CAREER NOTES:** In 2019, named a Baseball America DSL All-Star...led the Dominican Summer League in batting average, on-base pct., slugging and OPS...his .395 batting average, .481 OBP and 1.060 OPS led all Reds farmhands.

Yr	Club	AVG	G	AB	R	H	2B	3B	HR	RBI	SH	SF	HB	BB	SO	SB	CS	OBP	SLG	E
2018	DSL Reds-R	.199	39	141	20	28	3	3	1	15	0	1	2	24	29	12	3	.321	.284	6
2019	DSL Reds-R	.403	43	149	48	60	12	5	3	24	1	2	2	30	32	24	0	.503	.611	16
	AZL Reds-R	.370	10	46	10	17	5	0	0	8	2	0	1	1	9	2	1	.396	.478	4
Minor Totals - 2 yrs		.313	92	336	78	105	20	8	4	47	3	3	5	55	70	38	4	.414	.455	26

ADAMES, Jose - RHP AGE: 27; HT: 6-2; WT: 165 B/T: R/R; BORN: 1/17/93, La Romano, DR. **SIGNED BY:** Albert Gonzalez and Sandy Nin (Marlins). **RESIDES:** Santiago, DR. **OBTAINED:** Selected from Miami in the Triple-A Phase of the 2016 Rule 5 Draft. **CAREER NOTES:** Originally signed with the Marlins as a non-drafted minor league player on 8/24/10.

Yr	Club	W-L	ERA	G	GS	CG	SHO	SV	IP	H	R	ER	HR	BB	SO	WP	BK			
2011	DSL Marlins-R	4-2	2.82	13	2	0	0	1	44.2	41	22	14	2	18	25	6	2			
2012	GCL Marlins-R	1-1	5.40	12	0	0	0	0	15.0	19	9	9	2	12	7	4	0			
	DSL Marlins-R	1-0	2.78	5	1	0	0	0	22.2	22	12	7	0	10	16	2	0			
2013	GCL Marlins-R	1-3	2.51	14	3	0	0	1	32.1	26	16	9	0	13	33	2	0			
	Batavia-A	0-0	0.00	2	0	0	0	0	2.0	3	0	0	0	1	5	1	0			
2014	Batavia-A	4-0	1.32	7	2	0	0	0	27.1	26	6	4	0	11	28	1	1			
	Greensboro-A	2-2	3.07	10	8	0	0	0	44.0	46	23	15	4	18	38	2	0			
2015	Greensboro-A	1-3	2.35	8	8	0	0	0	38.1	34	14	10	3	17	26	1	0			
	Jupiter-A	5-6	4.69	18	16	0	0	0	78.2	85	47	41	0	38	64	10	0			
2016	Jupiter-A	1-5	6.00	36	0	0	0	7	48.0	51	33	32	2	27	43	3	0			
	Greensboro-A	0-0	--	1	0	0	0	0	0.0	1	2	2	0	1	0	1	0			
2017																				
2018																				
2019	AZL Reds-R	0-0	0.00	1	0	0	0	0	0.2	1	2	0	0	0	3	1	0			
	Billings-R	0-0	0.00	3	0	0	0	1	3.0	2	0	0	0	0	5	0	0			
Minor Totals - 7 yrs		20-22	3.61	130	40	0	0	10	356.2	357	186	143	13	166	293	34	3			

AGUILERA, Gabriel - RHP AGE: 19; HT: 6-0; WT: 165; B/T: R/R; BORN: 8/19/00, Rio Caribe, VZ. **SIGNED BY:** Richard Castro and Bob Engle. **RESIDES:** Estado Bolivar, VZ. **OBTAINED:** Signed as a non-drafted free agent on 10/16/18.

Yr	Club	W-L	ERA	G	GS	CG	SHO	SV	IP	H	R	ER	HR	BB	SO	WP	BK
2019	DSL Reds-R	2-3	4.33	14	7	0	0	0	43.2	44	24	21	3	9	35	7	1

ALCANTARA, Deivid - OF AGE: 16; HT: 6-2; WT: 180; B/T: R/R; BORN: 6/14/03, San Juan, PR. **SIGNED BY:** Felix Romero, Richard Jimenez. **RESIDES:** San Pedro de Macoris, DR. **OBTAINED:** Signed as a non-drafted free agent on 7/2/19. **CAREER NOTES:** 2020 will be his first professional season.

ALCANTARA, Eddy - RHP AGE: 20; HT: 6-5; WT: 180; B/T: L/L; BORN: 2/11/00, Yamasa, Monte Plata, DR. **SIGNED BY:** Richard Jimenez. **RESIDES:** Yamasa, Monte Plata, DR. **OBTAINED:** Signed as a non-drafted free agent on 3/6/19.

Yr	Club	W-L	ERA	G	GS	CG	SHO	SV	IP	H	R	ER	HR	BB	SO	WP	BK
2019	DSL Reds-R	3-2	3.92	15	1	0	0	0	39.0	31	19	17	4	22	39	11	2

ALCANTARA, Wilmer - OF AGE: 18; HT: 6-0; WT: 160; B/T: L/L; BORN: 12/20/01, Santo Domingo, DR. **SIGNED BY:** Richard Jimenez. **RESIDES:** Barahona, DR. **OBTAINED:** Signed as a non-drafted free agent on 7/2/18. **CAREER NOTES:** In 2019, among all Reds farmhands had the highest walk pct (19.0%).

Yr	Club	AVG	G	AB	R	H	2B	3B	HR	RBI	SH	SF	HB	BB	SO	SB	CS	OBP	SLG	E
2019	DSL Reds-R	.209	51	134	40	28	2	1	8	18	0	0	2	32	60	14	3	.369	.418	2

ALMONTE, Brayán - RHP AGE: 18; HT: 6-2; WT: 180; B/T: R/R; BORN: 8/25/01, Santo Domingo, DR. **SIGNED BY:** Felix Romero, Emmanuel Cartagena. **RESIDES:** Santo Domingo, DR. **OBTAINED:** Signed as a non-drafted free agent on 7/2/19. **CAREER NOTES:** 2020 will be his first professional season.

ALMONTE, Sebastian - INF AGE: 20; HT: 6-0; WT: 185; B/T: R/R; BORN: 10/22/99, Padre Las Casas, DR. **SIGNED BY:** Edgar Melo. **RESIDES:** Santo Domingo, DR. **OBTAINED:** Signed as a non-drafted free agent on 7/4/17.

Yr	Club	AVG	G	AB	R	H	2B	3B	HR	RBI	SH	SF	HB	BB	SO	SB	CS	OBP	SLG	E
2018	DSL Reds-R	.201	47	179	21	36	9	2	1	8	0	0	3	10	58	8	2	.255	.291	9
2019	AZL Reds-R	.272	40	147	23	40	10	3	3	22	1	1	1	13	46	8	2	.333	.442	11
Minor Totals - 2 yrs		.233	87	326	44	76	19	5	4	30	1	1	4	23	104	16	4	.291	.359	20

AMADOR, Ranser - INF AGE: 21; HT: 6-2; WT: 165; B/T: R/R; BORN: 3/15/99, Sabana Grande de Palenque, DR. SIGNED BY: Richard Jimenez. RESIDES: Hato Mayor del Rey, DR. OBTAINED: Signed as a non-drafted free agent on 6/15/16.

Yr	Club	AVG	G	AB	R	H	2B	3B	HR	RBI	SH	SF	HB	BB	SO	SB	CS	OBP	SLG	E
2017	DSL Reds-R	.210	55	167	18	35	5	1	1	11	2	1	2	16	48	8	2	.285	.269	9
2018	DSL Reds-R	.259	19	81	10	21	1	0	1	4	0	1	1	2	20	10	3	.282	.309	10
	AZL Reds-R	.224	28	85	8	19	2	1	0	9	0	0	1	5	29	7	2	.275	.271	5
2019	Billings-R	.180	14	50	7	9	2	0	0	4	0	0	0	3	19	2	1	.226	.220	4
	Greenville-R	.142	30	106	5	15	0	1	0	5	1	0	0	6	40	0	3	.188	.160	7
Minor Totals - 3 yrs		.202	146	489	48	99	10	3	2	33	3	2	4	32	156	27	11	.256	.247	35

AQUINO, Luis - RHP AGE: 18; HT: 6-2; WT: 160; B/T: R/R; BORN: 6/19/01, Santo Domingo, DR. SIGNED BY: Edgar Melo and Emmanuel Cartagena. RESIDES: San Cristobal, DR. OBTAINED: Signed as a non-drafted free agent on 7/2/18.

Yr	Club	W-L	ERA	G	GS	CG	SHO	SV	IP	H	R	ER	HR	BB	SO	WP	BK
2019	DSL Reds-R	2-4	5.94	13	9	0	0	0	33.1	24	25	22	3	34	28	12	0

ARANGUREN, Frainger - RHP AGE: 23; HT: 6-2; WT: 190; B/T: R/R; BORN: 3/17/97, Santa Cruz, VZ. SIGNED BY: Edgar Melo. RESIDES: Santa Cruz, Aragua, VZ. OBTAINED: Signed as a non-drafted free agent on 3/6/17.

Yr	Club	W-L	ERA	G	GS	CG	SHO	SV	IP	H	R	ER	HR	BB	SO	WP	BK
2017	DSL Reds-R	6-2	2.15	15	0	0	0	0	37.2	37	16	9	0	14	33	4	1
2018	AZL Reds-R	4-1	4.01	16	0	0	0	1	33.2	31	17	15	2	9	29	7	0
2019	Billings-R	3-1	3.16	20	0	0	0	0	31.1	35	15	11	5	6	20	0	0
Minor Totals - 3 yrs		13-4	3.07	51	0	0	0	1	102.2	103	48	35	7	29	82	11	1

ASCANIO, Johnny - SS AGE: 16; HT: 5-10; WT: 150; B/T: S/R; BORN: 7/4/03, San Juan de los Morros, Guarico, VZ. SIGNED BY: Ricardo Quintero, Richard Castro. RESIDES: El Sombrero, Guarico, VZ. OBTAINED: Signed as a non-drafted free agent on 7/8/19. CAREER NOTES: 2020 will be his first professional season.

ASHCRAFT, Graham - RHP AGE: 22; HT: 6-2; WT: 220; B/T: L/R; BORN: 2/11/98, Huntsville, AL. SIGNED BY: Jonathan Reynolds. RESIDES: Athens, AL. OBTAINED: Selected in the sixth round of the 2019 First-Year Player Draft. CAREER NOTES: In 2019, had the second-highest strikeouts per 9.0 innings ratio in the Reds organization (10.06). PERSONAL: Played collegiately at the University of Alabama-Birmingham and Mississippi State...graduated from Huntsville HS (Alabama)...originally selected by the Dodgers in the 12th round of the 2016 draft but did not sign.

Yr	Club	W-L	ERA	G	GS	CG	SHO	SV	IP	H	R	ER	HR	BB	SO	WP	BK
2019	Greenville-R	2-4	4.53	13	13	0	0	0	53.2	51	33	27	2	21	60	5	0

BARNES, Brandon - OF AGE: 33; HT: 6-2; WT: 210; B/T: R/R; BORN: 5/15/86, Orange, CA. RESIDES: Orange, CA. OBTAINED: Signed as a minor league free agent on 1/6/20. CAREER NOTES: In 2019, slashed .253/.320/.504 with 30 HR and 95 RBI in 120 games split between Triple-A Columbus and Triple-A Rochester...was an International League midseason and postseason All-Star...selected by MLB.com as a Cleveland Organizational All-Star...finished among IL leaders in RBI (95, 1st), total bases (241, 2nd), home runs (30, 3rd) and extra-base hits (60, 3rd)...traded from the Indians to the Twins on 8/2 in exchange for cash...in 2018, was an International League midseason and postseason All-Star...selected by MLB.com as a Cleveland Organizational All-Star...was a non-roster spring invitee with the Indians...led the International League in doubles (39)...ranked among IL leaders in runs (75, 1st), RBI (81, 2nd), total bases (221, 3rd), steals (19, 4th), hits (136, 5th) and OPS (.791, 8th)...promoted to Cleveland on 9/4 and that night made his first big league appearance since 7/24/16 w/ Col...homered on 9/9 at Tor, his first big league homer since 8/26/15 at All while w/Col...in 2017, was a non-roster invitee to Major League camp with the Marlins...in 2016, earned spot on Rockies Opening Day roster...in 2014, made Rockies Opening Day roster...first 2 HR of the season were inside-the-park homers (6/5 vs Ari & 6/14 at SF)...became the only player in Rockies history to have multiple inside-the-park home runs in the same season...became first MLB player to have first 2 HR of season be inside-the-park homers since KC's Willie Wilson in 1983...in 2013, led AL Rockies in games played (136) and ranked T3rd in runs (46), fourth in RBI (41) T4th in hits (98) and doubles (17) and fifth in HR (8)...received Houston's Heart & Hustle Award...recorded eighth cycle in Houston's history on 7/19 vs Sea...traded by the Astros on 12/3 with Jordan Lyles to the Colorado Rockies in exchange for Dexter Fowler and a player to be named...in 2012, made Major League debut on 8/7 vs Wsh...notched first MLB hit on 8/8 vs Wsh (Go Gonzalez)...hit first MLB home run as pinch-hitter on 8/13 at Cubs (Jeff Samardzija)...in 2007, named Class-A Tri-City's MVP after batting .336 with 10 HR...in 2005, selected by the Astros in the sixth round (194th overall) in the June amateur draft. PERSONAL: Graduated from Katella HS (Anaheim, CA), the same school that produced Jaret Wright and Jerry Spradlin...played at Cypress College (Cypress, CA). TWITTER: @TheBarnyard15.

Yr	Club	AVG	G	AB	R	H	2B	3B	HR	RBI	SH	SF	HB	BB	SO	SB	CS	OBP	SLG	E
2005	Greenville	.200	39	145	21	29	5	2	2	13	0	1	5	10	36	3	2	.273	.303	2
2006	Greenville	.220	52	173	19	38	11	1	2	14	0	0	2	16	47	5	3	.293	.329	3
2007	Tri-City	.251	63	231	34	58	16	1	10	41	0	3	0	31	71	5	3	.336	.459	1
2008	Lexington	.241	87	311	27	75	19	1	2	19	3	2	2	18	96	7	3	.285	.328	5
2009	Lexington	.264	57	197	23	52	11	3	5	25	2	2	4	10	52	3	6	.310	.426	2
	Lancaster	.293	68	266	51	78	19	3	12	52	3	2	5	15	74	1	2	.340	.523	3
	Corpus Christi	.095	7	21	2	2	0	0	1	0	0	0	0	3	7	0	0	.208	.238	0
2010	Lancaster	.269	126	491	81	132	31	5	27	80	4	1	5	37	122	14	3	.326	.517	8
	Round Rock	.286	6	21	2	6	1	0	1	1	0	0	0	1	6	1	0	.318	.476	1
2011	Corpus Christi	.286	54	203	25	58	13	0	7	27	3	2	2	14	42	6	3	.335	.453	2
	Oklahoma City	.197	71	229	34	45	13	5	8	27	1	1	3	29	69	5	1	.294	.402	2
2012	Corpus Christi	.317	44	164	30	52	20	0	7	31	0	2	3	14	42	7	2	.377	.567	4
	Oklahoma City	.323	62	235	51	76	19	1	5	38	2	2	1	23	49	14	4	.383	.477	3
	HOUSTON	.204	43	98	8	20	3	0	1	7	1	0	1	5	29	1	1	.250	.265	0
2013	HOUSTON	.240	136	408	46	98	17	1	8	41	6	2	8	21	127	11	11	.289	.346	3
2014	COLORADO	.257	132	292	37	75	17	4	8	27	6	0	10	15	100	5	4	.293	.425	2
2015	Albuquerque	.205	33	132	19	27	6	0	5	12	0	0	1	10	34	7	3	.266	.364	0
	COLORADO	.251	106	255	30	64	13	2	2	17	1	1	3	21	67	4	2	.314	.341	2
2016	COLORADO	.220	48	100	22	6	2	0	8	5	0	1	3	30	1	2	.250	.320	1	
	Albuquerque	.282	64	238	30	67	13	2	5	32	1	1	0	15	58	11	5	.323	.416	0
2017	New Orleans	.276	109	410	55	113	22	2	11	49	1	4	5	31	114	15	6	.331	.420	7
2018	Columbus	.273	132	498	75	136	39	2	14	81	2	5	12	47	152	19	5	.347	.444	7
	CLEVELAND	.263	19	19	2	5	0	0	1	2	0	0	2	5	0	0	.333	.421	0	
2019	Columbus	.271	94	376	64	102	25	0	24	77	0	5	6	33	109	9	1	.336	.529	0
	Rochester	.186	26	102	13	19	5	0	6	18	0	0	1	9	41	2	0	.259	.412	2
Major Totals		.242	484	1172	133	284	56	9	20	102	19	3	13	67	358	22	20	.290	.357	8
Minor Totals		.262	1194	4443	656	1165	288	28	154	638	22	33	57	366	1221	134	52	.324	.444	52

BAUTISTA, Mariel - OF AGE: 22; HT: 6-3; WT: 194; B/T: R/R; BORN: 10/15/97, San Cristobal, DR. SIGNED BY: Richard Jimenez. RESIDES: San Cristobal, DR. OBTAINED: Signed as a non-drafted free agent on 11/5/14. CAREER NOTES: In 2019, ranked 5th among all Reds farmhands with 23 steals...in 2018, rated by Baseball America (14) and MLB.com (21) as one of the Reds' top prospects...selected as a Pioneer League full-season all-star...led all Reds farmhands and ranked eighth in the Pioneer League with a .330 batting average...named Pioneer League Player of the Week for 7/30-8/5...his 25-game hitting streak from 7/30 to the end of the season was the longest of the season in the Pioneer League...in 2017, his .320 batting average ranked seventh in the Arizona League...in 2016, his .333 batting average ranked ninth in the Dominican Summer League.

Yr	Club	AVG	G	AB	R	H	2B	3B	HR	RBI	SH	SF	HB	BB	SO	SB	CS	OBP	SLG	E
2015	DSL Rojos-R	.259	51	170	33	44	10	3	2	25	2	2	5	20	43	6	2	.350	.388	7
2016	DSL Rojos-R	.333	62	237	40	79	16	4	3	35	0	3	10	22	36	13	4	.408	.473	8
2017	AZL Reds-R	.320	36	147	29	47	9	1	0	20	1	1	3	5	24	16	1	.353	.395	4
2018	Billings-R	.330	56	209	43	69	12	4	8	37	0	3	5	16	29	16	3	.386	.541	7
2019	Dayton-A	.233	103	386	43	90	10	2	8	33	1	5	13	28	88	19	11	.303	.332	7
	AZL Reds-R	.368	5	19	6	7	3	0	0	1	0	0	0	2	3	4	1	.429	.526	0
Minor Totals - 5 yrs		.288	313	1168	194	336	60	14	21	151	4	14	36	93	223	74	22	.355	.417	33

BELL, Brantley - INF AGE: 25; HT: 6-3; WT: 180; B/T: R/R; BORN: 11/16/94, Pittsburgh, PA. SIGNED BY: Greg Zunino. RESIDES: Irvine, CA. OBTAINED: Selected in the 11th round of the 2015 First-Year Player Draft. CAREER NOTES: In 2018, was selected as a Florida State League midseason All-Star...in 2017, his 29 stolen bases ranked third among all Reds farmhands...in 2016, his 23 stolen bases ranked fifth among all Reds farmhands...in November was 1 of 12 Reds minor leaguers to attend a leadership training program at West Point. PERSONAL: Graduated from Mountain Pointe HS (Phoenix) where he helped lead the varsity baseball team to a state championship in 2011...served as team captain of the baseball team and football team...played collegiately at Ole Miss and State College of Florida...his father Jay was an 18-year big league veteran and served as Reds bench coach from 2014-2015. TWITTER: @BrantleyBell33.

Yr	Club	AVG	G	AB	R	H	2B	3B	HR	RBI	SH	SF	HB	BB	SO	SB	CS	OBP	SLG	E
2015	Billings-R	.275	62	229	30	63	16	2	0	34	3	1	3	25	58	14	6	.353	.362	13
2016	Dayton-A	.248	114	412	34	102	16	3	1	36	5	2	6	33	103	23	9	.311	.308	28
2017	Dayton-A	.240	63	229	25	55	13	1	2	32	0	3	3	21	72	15	5	.309	.332	0
	Daytona-A	.223	62	215	13	48	6	0	1	21	2	6	9	9	51	14	2	.276	.265	6
2018	Daytona-A	.251	117	407	50	102	21	3	7	54	2	3	5	31	75	21	5	.309	.369	22
2019	Chattanooga-AA	.243	115	358	42	87	19	0	6	36	1	2	7	30	63	10	5	.312	.346	19
Minor Totals - 5 yrs		.247	533	1850	194	457	91	9	17	213	13	17	33	149	422	97	32	.312	.334	88

BELTRÉ, Allan - RHP AGE: 20; HT: 6-4; WT: 195; B/T: R/R; BORN: 9/12/99, Santo Domingo, DR. SIGNED BY: Edgar Melo. RESIDES: Santo Domingo, DR. OBTAINED: Signed as a non-drafted free agent on 7/3/17.

Yr	Club	W-L	ERA	G	GS	CG	SHO	SV	IP	H	R	ER	HR	BB	SO	WP	BK
2018	DSL Reds-R	3-3	4.17	15	13	0	0	0	49.2	57	35	23	0	14	35	8	2
2019	AZL Reds-R	0-2	15.22	7	1	0	0	0	18.1	39	34	31	5	15	17	6	0
	DSL Reds-R	0-0	2.40	6	0	0	0	2	15.0	15	8	4	0	11	12	4	0
Minor Totals - 2 yrs		3-5	6.29	28	14	0	0	2	83.0	111	77	58	5	40	64	18	2

BELTRÉ, Michael - OF AGE: 24; HT: 6-3; WT: 180; B/T: S/R; BORN: 7/3/95, Santo Domingo, DR. SIGNED BY: Richard Jimenez. RESIDES: Santo Domingo, DR. OBTAINED: Signed as a non-drafted free agent on 2/7/13. CAREER NOTES: In 2018, ranked by MLB.com as the Reds' 19th-best prospect...while with Class-A Dayton, reached base safely in 31 consecutive games from 4/17-5/20 (.339, 38-for-112, 22bb)...was the longest on-base streak of the season in the Midwest League...in 2017, was selected as a Midwest League All-Star...ranked by MLB.com as the 28th-best prospect in the Reds system...in November was one of a dozen Reds minor leaguers to attend a leadership training program at West Point...in 2016, ranked fifth among all Reds farmhands with a .299 batting average...his 6 triples tied for the most in the Arizona League...following the season was ranked by Baseball America as the 23rd-best prospect in the Reds organization.

Yr	Club	AVG	G	AB	R	H	2B	3B	HR	RBI	SH	SF	HB	BB	SO	SB	CS	OBP	SLG	E
2013	DSL Reds-R	.222	44	126	31	28	5	3	0	11	1	0	7	15	46	6	2	.338	.310	4
2014	DSL Rojos-R	.278	49	162	25	45	7	1	1	9	1	1	8	26	44	12	4	.401	.352	6
2015	AZL Reds-R	.220	28	82	6	18	3	0	1	7	0	0	1	5	27	5	1	.273	.293	0
2016	AZL Reds-R	.292	29	106	23	31	4	6	0	10	1	0	4	11	25	9	0	.380	.443	0
	Billings-R	.309	22	81	14	25	9	0	3	13	0	0	1	15	13	4	1	.423	.531	2
2017	Dayton-A	.238	117	407	51	97	14	6	3	36	7	0	2	49	89	9	9	.323	.324	4
2018	Dayton-A	.297	47	165	27	49	7	3	4	19	2	2	2	29	37	12	1	.404	.448	6
	Daytona-A	.261	58	188	28	49	6	5	1	18	1	0	0	40	48	10	4	.390	.362	6
2019	Chattanooga-AA	.234	80	231	28	54	6	2	3	29	3	3	2	29	57	3	2	.321	.316	2
	Daytona-A	.319	13	47	7	15	2	0	1	8	0	0	0	7	11	1	1	.407	.426	2
Minor Totals - 7 yrs		.258	487	1595	240	411	63	26	17	160	16	6	27	226	397	71	25	.358	.362	32

BERNAL, Agustin - INF AGE: 17; HT: 5-9; WT: 145; B/T: R/R; BORN: 3/17/03, Ocumare del Tuy, Miranda, VZ. SIGNED BY: Aguido Gonzalez, Richard Castro. RESIDES: Ocumare del Tuy, Miranda, VZ. OBTAINED: Signed as a non-drafted free agent on 7/8/19. CAREER NOTES: 2020 will be his first professional season.

BENNETT, Connor - RHP AGE: 22; HT: 5-9; WT: 212; B/T: R/R; BORN: 4/10/97, Dekalb County, GA. SIGNED BY: John Poloni. RESIDES: Conyers, GA. OBTAINED: Selected in the 34th round of the 2015 First-Year Player Draft. CAREER NOTES: In 2019, ranked among all Reds farmhands in strikeouts by a reliever (88), appearances (48, T1st), saves (13, 3rd), ERA (2.21, 4th)...in 2016, ranked among all Arizona League relievers in appearances (20, T2nd), holds (4, T1st) and highest strikeout/9ip ratio (11.1; 5th, 35k/26.2ip). PERSONAL: Graduated from Buford HS (GA). TWITTER: @bennett_con.

Yr	Club	W-L	ERA	G	GS	CG	SHO	SV	IP	H	R	ER	HR	BB	SO	WP	BK
2015	AZL Reds-R	0-1	1.62	11	0	0	0	3	16.2	17	7	3	0	8	18	3	0
2016	AZL Reds-R	0-3	3.71	20	0	0	0	1	26.2	25	12	11	1	11	35	7	1
2017	Billings-R	0-1	3.20	22	0	0	0	0	39.1	27	15	14	4	23	62	9	0
2018	Greenville-R	3-0	0.86	15	0	0	0	6	21.0	10	3	2	0	6	28	1	0
	Dayton-A	1-1	5.27	8	0	0	0	0	13.2	16	8	8	2	6	14	0	0
	Billings-R	0-0	0.00	1	0	0	0	0	2.0	0	0	0	0	2	3	1	0
2019	Dayton-A	3-4	2.27	33	0	0	0	12	39.2	35	14	10	1	17	63	5	0
	Daytona-A	0-2	2.08	15	0	0	0	1	17.1	13	5	4	2	7	25	0	0
Minor Totals - 5 yrs		7-12	2.65	125	0	0	0	23	176.1	143	64	52	10	80	248	26	1

BERRYHILL, Luke - C AGE: 21; HT: 6-2; WT: 225; B/T: R/R; BORN: 5/28/98, Atlanta GA. SIGNED BY: Charles Aliano. RESIDES: Ball Ground, GA. OBTAINED: Selected in the 13th round of the 2019 First-Year Player Draft. PERSONAL: Played collegiately at the University of South Carolina, Walters State Community College and Georgia Southern...graduated from Rivers Ridge HS (Woodstock, GA). TWITTER: @verychill_bhll.

Yr	Club	AVG	G	AB	R	H	2B	3B	HR	RBI	SH	SF	HB	BB	SO	SB	CS	OBP	SLG	E
2019	Greenville-R	.240	8	25	5	6	1	0	1	5	0	2	0	5	4	0	0	.344	.400	1

BUMPASS, A.J. - OF AGE: 23; HT: 6-2; WT: 205; B/T: L/R; BORN: 5/30/96, Durham, NC. SIGNED BY: Ben Jones. RESIDES: Cincinnati, OH. OBTAINED: Selected in the 39th round of the 2019 First-Year Player Draft. PERSONAL: Played collegiately at the University of Cincinnati where in 2019 was named the American Athletic Conference Tournament's Most Outstanding Player and made the AAC All Academic Team...his go-ahead RBI-triple in the ninth inning of the 5/31/19 NCAA Regional game against Oregon State capped off a 5-for-5 day at the plate and helped the Bearcats eliminate the defending national champions...graduated from Northern HS (Durham, NC)...selected by the Reds in the 29th round of the 2017 draft but did not sign.

Yr	Club	AVG	G	AB	R	H	2B	3B	HR	RBI	SH	SF	HB	BB	SO	SB	CS	OBP	SLG	E
2019	Greenville-R	.250	41	140	24	35	10	3	5	27	1	1	4	14	44	4	0	.333	.471	3

BYRNE, Michael - RHP AGE: 22 (turns 23 on 4/16); HT: 6-3; WT: 205; B/T: R/R; BORN: 4/16/97, Boca Raton, FL. SIGNED BY: Sean Buckley. RESIDES: Orlando, FL. OBTAINED: Selected in the 14th round of the 2018 First-Year Player Draft. CAREER NOTES: In 2018, made his professional debut with 19 relief appearances for Advanced-A Daytona...placed on the DL on 8/27-through end of season with lat strain. PERSONAL: Played collegiately at the University of Florida where in 2018 was named NCBWA Stopper of the Year, a Dick Howser Trophy semi-finalist, First Team All-American (Baseball America, D1Baseball.com, NCBWA, Perfect Game) and All-SEC First Team...graduated from Olympia HS (Orlando, FL) where he earned Class 8A Player of the Year in 2015 and compiled a 29-2 varsity pitching record over three seasons, including 2 no-hitters. TWITTER: @mikebyrne_17.

Yr	Club	W-L	ERA	G	GS	CG	SHO	SV	IP	H	R	ER	HR	BB	SO	WP	BK
2018	Daytona-A	1-1	1.25	19	0	0	0	0	21.2	19	5	3	0	10	17	3	0
2019	Daytona-A	7-3	4.27	37	6	0	0	3	65.1	72	34	31	7	15	60	8	0
Minor Totals - 2 yrs		8-4	3.52	56	6	0	0	3	87.0	91	39	34	7	25	77	11	0

CABRERA, Luis - 3B AGE: 18; HT: 6-3; WT: 180; B/T: R/R; BORN: 1/18/02, Santo Domingo, DR. SIGNED BY: Edgar Melo and Richard Jimenez. RESIDES: Santo Domingo, DR. OBTAINED: Signed as a non-drafted free-agent on 7/2/18.

Yr	Club	AVG	G	AB	R	H	2B	3B	HR	RBI	SH	SF	HB	BB	SO	SB	CS	OBP	SLG	E
2019	DSL Reds-R	.216	33	97	12	21	5	2	0	13	2	1	3	19	35	3	1	.358	.309	4

CACHUTT, Manuel - RHP AGE: 22; HT: 6-0; WT: 185; B/T: R/R; BORN: 6/7/97, Ciudad Bolivar, VZ. SIGNED BY: Edgar Melo. RESIDES: Cruce Con Calle, VZ. OBTAINED: Signed as a non-drafted free agent on 3/6/17.

Yr	Club	W-L	ERA	G	GS	CG	SHO	SV	IP	H	R	ER	HR	BB	SO	WP	BK
2017	DSL Reds-R	4-1	2.00	14	8	0	0	1	54.0	37	19	12	1	15	49	4	1
2018	Greenville-R	2-1	4.15	16	0	0	0	1	30.1	39	19	14	1	15	15	10	0
2019	Billings-R	0-1	6.62	15	0	0	0	0	17.2	22	13	13	1	8	16	3	1
	Greenville-R	0-2	11.88	6	0	0	0	0	8.1	12	14	11	1	10	7	3	1
Minor Totals - 3 yrs		6-5	4.08	51	8	0	0	2	110.1	110	65	50	4	48	87	20	3

CALLIHAN, Tyler - INF AGE: 19; HT: 6-0; WT: 205; B/T: L/R; BORN: 6/22/00, Jacksonville, FL. SIGNED BY: Sean Buckley. RESIDES: Neptune Beach, FL. OBTAINED: Selected in the third round of the 2019 First-Year Player Draft. CAREER NOTES: In 2019, ranked by MLB.com as the Reds' fifth-best prospect. PERSONAL: Was a member of USA Baseball's Under 18 National Team that won the gold medal at the 2018 Pan American Championships in Panama...started all 9 games in the championships and was named to the all-tournament team... hit .528 throughout the tournament with 19 hits and 5 doubles and made 2 apps as a pitcher (3ip, 5k)... graduated from Providence School of Jacksonville. TWITTER: @tylercallihan1.

Yr	Club	AVG	G	AB	R	H	2B	3B	HR	RBI	SH	SF	HB	BB	SO	SB	CS	OBP	SLG	E
2019	Greenville-R	.250	52	204	27	51	10	5	5	26	0	2	2	9	46	9	3	.286	.422	12
	Billings-R	.400	5	20	3	8	0	1	1	7	0	0	0	1	4	2	0	.429	.650	0
Minor Totals - 1 yr		.263	57	224	30	59	10	6	6	33	0	2	2	10	50	11	3	.298	.442	12

CAMPBELL, Ryan - RHP AGE: 24; HT: 6-3; WT: 217; B/T: R/R; BORN: 1/11/96, Maywood, IL. SIGNED BY: Andy Stack. RESIDES: Indianapolis, IN. OBTAINED: Selected in the fifth round of the 2018 First-Year Player Draft. CAREER NOTES: In 2018, made his professional debut with 23 apps for Rookie Billings. PERSONAL: Played collegiately at Illinois-Chicago and Wabash Valley College (Mt. Carmel, IL)...graduated from Carmel HS (IN). TWITTER: @rcsoup11.

Yr	Club	W-L	ERA	G	GS	CG	SHO	SV	IP	H	R	ER	HR	BB	SO	WP	BK
2018	Billings-R	3-3	3.65	23	1	0	0	1	37.0	28	16	15	3	10	34	5	0
2019	Dayton-A	1-1	5.11	7	0	0	0	0	12.1	15	9	7	0	5	14	2	0
	AZL Reds-R	0-0	3.00	2	2	0	0	0	3.0	3	1	1	0	0	1	0	0
Minor Totals - 2 yrs		4-4	3.96	32	3	0	0	1	52.1	46	26	23	3	15	49	7	0

CARRENO, Carlos - RHP AGE: 21; HT: 6-2; WT: 174; B/T: R/R; BORN: 9/4/98, Puerto La Cruz, VZ. SIGNED BY: Jose Fuentes. RESIDES: Puerto La Cruz, VZ. OBTAINED: Signed as a non-drafted free agent on 9/28/15.

Yr	Club	W-L	ERA	G	GS	CG	SHO	SV	IP	H	R	ER	HR	BB	SO	WP	BK
2016	DSL Reds-R	0-0	18.00	2	0	0	0	0	3.0	6	6	6	0	1	4	2	0
	DSL Rojos-R	6-2	3.11	12	11	0	0	1	55.0	43	23	19	1	14	27	7	0
2017	DSL Rojos-R	6-3	2.76	13	13	0	0	0	65.1	54	23	20	0	18	57	6	2
	DSL Reds-R	1-0	0.00	1	1	0	0	0	5.0	1	0	0	0	0	8	0	0
2018	AZL Reds-R	2-6	6.75	10	10	0	0	0	32.0	38	28	24	2	16	30	1	0
2019	Billings-R	4-6	5.37	15	15	0	0	0	62.0	70	46	37	8	27	51	8	0
Minor Totals - 4 yrs		19-17	4.29	53	50	0	0	1	222.1	212	126	106	11	76	177	24	2

CASE, Cash - SS AGE: 20; HT: 6-1; WT: 200; B/T: R/R; BORN: 5/12/99. SIGNED BY: Sean Buckley. RESIDES: Mount Dora, FL. OBTAINED: Selected in the fourth round of the 2017 First-Year Player Draft. PERSONAL: His given first name is Mitchell...graduated from The First Academy HS (Orlando, FL)...speaks fluent Mandarin Chinese. TWITTER: @CashCase19.

Yr	Club	AVG	G	AB	R	H	2B	3B	HR	RBI	SH	SF	HB	BB	SO	SB	CS	OBP	SLG	E
2017	AZL Reds-R	.180	34	133	18	24	2	0	2	12	0	0	0	17	28	2	3	.273	.241	10
2018	Greenville-R	.314	12	51	8	16	2	2	1	12	0	0	1	3	13	0	0	.364	.490	1
	Billings-R	.221	25	95	12	21	2	2	0	5	1	0	4	9	22	0	1	.315	.284	7
2019	Billings-R	.214	41	131	20	28	4	4	2	12	3	1	5	15	34	0	2	.316	.351	3
Minor Totals - 3 yrs		.217	112	410	58	89	10	8	5	41	4	1	10	44	97	2	6	.308	.317	21

CASTILLO, Fraiber - LHP AGE: 16; HT: 6-0; WT: 160; B/T: L/L; BORN: 5/15/03, Higuerote, Miranda, VZ. SIGNED BY: Aguido Gonzalez, Richard Castro. RESIDES: Higuerote, Miranda, VZ. OBTAINED: Signed as a non-drafted free agent on 7/9/18. CAREER NOTES: 2020 will be his first professional season.

CASTILLO, Oswaldo - RHP AGE: 17; HT: 6-1; WT: 170; B/T: R/R; BORN: 6/11/02, Valencia, Carabobo, VZ. SIGNED BY: Ricardo Quintero, Richard Castro. RESIDES: San Diego, Carabobo, VZ. OBTAINED: Signed as a non-drafted free agent on 3/9/19. CAREER NOTES: In 2019, his professional debut was delayed by injury.

CASTILLO, Zamil - LHP AGE: 20; HT: 5-10; WT: 160; B/T: L/L; BORN: 10/17/99, Santo Domingo, DR. SIGNED BY: Edgar Melo. RESIDES: Santo Domingo, DR. OBTAINED: Signed as a non-drafted free agent on 7/3/17.

Yr	Club	W-L	ERA	G	GS	CG	SHO	SV	IP	H	R	ER	HR	BB	SO	WP	BK
2018	DSL Reds-R	3-1	5.93	16	0	0	0	1	27.1	20	24	18	1	28	38	10	1
2019	DSL Reds-R	4-0	4.31	19	0	0	0	0	31.1	27	17	15	1	23	40	5	1
Minor Totals - 2 yrs		7-1	5.06	35	0	0	0	1	58.2	47	41	33	2	51	78	15	2

CASTRO, Fidel - OF AGE: 21; HT: 6-2; WT: 175; B/T: L; BORN: 12/26/98, Santo Domingo, DR. SIGNED BY: Richard Jimenez. RESIDES: Santo Domingo, DR. OBTAINED: Signed as a first-year minor league player on 5/30/16. CAREER NOTES: In 2019, ranked among all Reds farmhands in OPS (.876, 6th), slugging pct (.514, 6th) and batting average (.292, 7th)...in 2018, selected as a Dominican Summer League All-Star.

Yr	Club	AVG	G	AB	R	H	2B	3B	HR	RBI	SH	SF	HB	BB	SO	SB	CS	OBP	SLG	E
2017	DSL Reds-R	.167	28	78	8	13	3	0	0	8	0	0	0	9	29	2	2	.253	.205	2
	DSL Rojas-R	.279	20	61	8	17	5	1	1	14	0	1	2	8	14	1	0	.375	.443	2
2018	DSL Reds-R	.262	35	122	21	32	10	6	3	22	0	4	25	42	2	2	0	.404	.516	4
	AZL Reds-R	.315	17	54	9	17	4	2	1	5	0	0	1	8	23	2	1	.413	.519	1
2019	AZL Reds-R	.290	43	169	33	49	10	5	6	30	0	1	3	17	64	9	3	.363	.515	5
	Greenville-R	.313	5	16	2	5	0	0	1	2	0	0	0	1	7	0	1	.353	.500	0
Minor Totals - 3 yrs		.266	148	500	81	133	32	14	12	81	0	2	10	68	179	16	9	.364	.458	14

CEDROLA, Lorenzo - OF AGE: 22; HT: 5-11; WT: 170; B/T: R/R; BORN: 1/12/98, Caracas, VZ. SIGNED BY: Alex Requena & Eddie Romero (Red Sox). RESIDES: Guatire, VZ. OBTAINED: Acquired from the Red Sox on 7/2/18 in exchange for international amateur signing bonus pool space. CAREER NOTES: In 2019, ranked among all Reds farmhands in triples (7, 2nd) and stolen bases (18, 8th)...in 2018, batted a combined .292 with a .332 on-base pct and a .382 slugging pct with 23 stolen bases in 95 games split between Rookie Greenville and Class-A Dayton...was acquired from the Red Sox on 7/2 in exchange for international cap space...in 2017, entered the season ranked by MLB.com (17) and Baseball America (24) as one of Boston's best prospects...named South Atlantic League midseason All-Star...named Red Sox Minor League Baserunner of the Month for April...in 2016, led the Gulf Coast League in hits (62) and doubles (14)...named Red Sox Minor League Defensive Player of the Month for August/September...in 2015, named Red Sox Latin Program Player of the Year in his professional debut...named Red Sox Minor League Baserunner of the Month for June...originally signed with the Red Sox as an international free agent on 2/7/15.

Yr	Club	AVG	G	AB	R	H	2B	3B	HR	RBI	SH	SF	HB	BB	SO	SB	CS	OBP	SLG	E
2015	DSL Red Sox2	.321	67	265	61	85	8	7	1	31	0	1	23	23	33	27	7	.420	.415	1
2016	GCL Red Sox	.290	53	214	33	62	14	1	2	21	1	2	10	11	28	9	4	.350	.393	0
2017	Greenville-R	.285	92	354	47	101	18	3	4	34	3	2	9	11	48	19	7	.322	.387	3
2018	Greenville-R	.318	50	211	40	67	17	3	0	22	3	3	7	5	29	10	8	.350	.427	4
	Dayton-A	.260	45	169	13	44	4	2	1	11	4	2	4	9	28	13	7	.310	.325	0
2019	Daytona-A	.277	102	343	41	95	10	7	1	28	5	4	12	17	43	18	10	.330	.356	5
Minor Totals - 5 yrs		.292	409	1556	235	454	71	23	9	147	16	14	65	76	209	96	43	.348	.384	13

CERDA, Allan - OF AGE: 20; HT: 6-3; WT: 170; B/T: R/R; BORN: 11/24/99, New York, NY. SIGNED BY: Felix Romero. RESIDES: Santo Domingo, DR. OBTAINED: Signed as a non-drafted free agent on 7/3/17. CAREER NOTES: In 2019, named Appalachian League Player of the Week on 6/30.

Yr	Club	AVG	G	AB	R	H	2B	3B	HR	RBI	SH	SF	HB	BB	SO	SB	CS	OBP	SLG	E
2018	DSL Reds-R	.272	51	173	35	47	11	0	6	34	0	2	14	25	45	3	2	.402	.439	0
2019	Greenville-R	.220	39	132	22	29	6	0	9	27	1	2	10	20	56	2	2	.360	.470	4
Minor Totals - 2 yrs		.249	90	305	57	76	17	0	15	61	1	4	24	45	101	5	4	.384	.452	4

CHAVEZ, Alberti - SS AGE: 24; HT: 5-9; WT: 182; B/T: R/R; BORN: 7/21/95, Maracaibo, Zulia, VZ. SIGNED BY: Miguel Nava. RESIDES: Maracaibo, Zulia, VZ. OBTAINED: Signed as a non-drafted free agent on 10/3/11.

Yr	Club	AVG	G	AB	R	H	2B	3B	HR	RBI	SH	SF	HB	BB	SO	SB	CS	OBP	SLG	E
2012	DSL D-backs/Reds	.314	46	159	14	50	11	1	0	16	1	3	0	12	18	9	4	.356	.396	13
2013	AZL Reds-R	.209	41	163	11	34	6	0	0	9	2	1	2	7	29	8	1	.249	.245	7
	Bakersfield-A	.172	9	29	1	5	0	0	0	1	0	0	0	0	8	1	2	.172	.172	0
2014	Billings-R	.206	31	107	13	22	4	0	0	6	3	0	1	5	18	1	2	.248	.243	8
2015	AZL Reds-R	.265	41	117	8	31	4	2	0	11	0	1	0	8	22	2	1	.310	.333	10
	Dayton-A	.400	3	10	3	4	2	1	0	1	0	0	0	1	3	0	0	.455	.800	0
2016	Billings-R	.303	38	99	17	30	4	0	1	11	0	2	0	6	28	3	3	.336	.374	3
	Dayton-A	.333	3	9	1	3	2	0	1	3	0	1	0	0	0	0	0	.300	.889	0
2017	Pensacola-AA	.141	33	64	3	9	2	0	0	5	0	0	0	7	26	0	1	.225	.172	2
2018	Pensacola-AA	.217	28	60	4	13	0	0	0	1	1	0	0	2	11	0	1	.242	.217	3
	Daytona-A	.182	33	110	8	20	1	1	1	6	1	2	3	5	33	0	1	.233	.236	4
2019	Chattanooga-AA	.224	33	98	9	22	4	0	0	8	0	1	2	7	25	0	1	.287	.265	6
	Louisville-AAA	.222	30	81	14	18	1	1	1	5	0	3	1	8	19	1	1	.290	.296	2
Minor Totals - 8 yrs		.236	369	1106	106	261	41	6	4	83	8	14	9	68	240	25	18	.282	.295	58

CHIRINO, Ray-Jacson - OF AGE: 17; HT: 6-1; WT: 175; B/T: R/R; BORN: 12/24/02, Willemstad, Curacao. SIGNED BY: Fermin Coronel, Trey Hendricks. RESIDES: Willemstad, Curacao. OBTAINED: Signed as a non-drafted free agent on 7/3/19. CAREER NOTES: 2020 will be his first professional season.

CHIRINOS, Elkyn - RHP AGE: 19; HT: 6-1; WT: 160; B/T: R/R; BORN: 9/20/00, San Francisco, Zulia, VZ. SIGNED BY: Richard Castro. RESIDES: San Francisco, Zulia, VZ. OBTAINED: Signed as a non-drafted free agent on 7/8/19.

Yr	Club	W-L	ERA	G	GS	CG	SHO	SV	IP	H	R	ER	HR	BB	SO	WP	BK
2019	DSL Reds-R	1-0	2.84	7	0	0	0	1	12.2	12	8	4	1	6	12	4	0

CLEMENTINA, Hendrik - C AGE: 22; HT: 6-0; WT: 165; B/T: R/R; BORN: 6/17/97, Willemstad, Curacao. RESIDES: Willemstad, Curacao. OBTAINED: Acquired by the Reds from the Dodgers on 7/31/17 along with OF Scott Van Slyke in exchange for LHP Tony Cingrani. CAREER NOTES: In 2019, was selected as a Florida State League All-Star...ranked among all Reds farmhands in home runs (14, T5th) and RBI (54, T7th)...in 2018, named Reds Minor League Player of the Month for May...selected as a Midwest League midseason and postseason All-Star...named by MLB.com as a Reds Organizational All-Star...his 18 homers ranked 4th among all Reds minor leaguers...in 2017, selected to the Pioneer League midseason and postseason All-Star teams...on 7/31 was traded by the Dodgers to the Reds along with OF Scott Van Slyke in exchange for LHP Tony Cingrani...in 2014, named to the Dominican Summer League All-Star team.

Yr	Club	AVG	G	AB	R	H	2B	3B	HR	RBI	SH	SF	HB	BB	SO	SB	CS	OBP	SLG	E
2014	DSL Dodgers	.275	49	182	22	50	11	1	2	18	0	1	5	6	32	3	3	.314	.379	7
2015	AZL Dodgers-R	.284	26	81	12	23	5	0	0	10	0	2	2	7	22	1	1	.348	.346	3
2016	AZL Dodgers-R	.217	44	157	22	34	4	1	6	23	0	2	2	14	42	2	0	.286	.369	6
2017	Ogden-R	.370	24	92	17	34	5	0	4	25	1	2	3	10	16	0	0	.439	.554	1
	Billings-R	.240	27	96	13	23	6	0	2	10	0	1	2	7	25	0	0	.302	.365	2
2018	Dayton-A	.268	96	340	38	91	22	1	18	59	0	4	2	30	99	1	0	.327	.497	5
2019	Daytona-A	.249	91	338	30	84	13	0	14	54	0	3	5	19	92	1	0	.296	.411	8
Minor Totals - 6 yrs		.264	357	1286	154	339	66	3	46	199	1	15	21	93	328	8	4	.320	.427	32

COLMENAREZ, Samuel - INF AGE: 20; HT: 5-10; WT: 160; B/T: S/R; BORN: 7/23/99, Carabobo, VZ. SIGNED BY: Edgar Melo and Emmanuel Cartagena. RESIDES: Carabobo, VZ. OBTAINED: Signed as a non-drafted free agent on 7/4/17.

Yr	Club	AVG	G	AB	R	H	2B	3B	HR	RBI	SH	SF	HB	BB	SO	SB	CS	OBP	SLG	E
2018	DSL Reds-R	.213	42	127	15	27	2	1	1	7	0	1	2	16	40	7	4	.308	.268	16
2019	DSL Reds-R	.254	40	142	23	36	0	5	0	12	0	2	2	36	7	4	.354	.324	10	
Minor Totals - 2 yrs		.234	82	269	38	63	2	6	1	19	2	1	4	36	76	14	8	.332	.297	26

CONOROPO, Omar - LHP AGE: 21; HT: 6-0; WT: 200; B/T: S/L; BORN: 5/27/98, Maracay, VZ. SIGNED BY: Jose Fuentes. RESIDES: Maracay, VZ. OBTAINED: Signed as a minor league free agent on 9/28/15. CAREER NOTES: In 2019, selected as a Pioneer League Postseason All-Star.

Yr	Club	W-L	ERA	G	GS	CG	SHO	SV	IP	H	R	ER	HR	BB	SO	SB	CS	OBP	SLG	E
2016	DSL Rojos-R	1-1	3.09	17	1	0	0	0	43.2	38	24	15	1	19	49	14	0			0
2017	DSL Rojos-R	2-5	3.38	13	13	1	0	0	64.0	78	34	24	5	14	56	4	0			0
2018	AZL Reds-R	1-3	4.91	17	4	0	0	0	40.1	46	26	22	4	9	40	7	1			0
2019	Billings-R	5-0	3.36	16	3	0	0	0	59.0	49	24	22	4	13	55	3	0			0
Minor Totals - 4 yrs		9-9	3.61	63	21	1	0	0	207.0	211	108	83	14	55	200	28	1			0

CONTRERAS, Yan - SS AGE: 18; HT: 6-2; WT: 185; B/T: R/R; BORN: 1/30/01, Yukon, OK. SIGNED BY: Hector Otero. RESIDES: Vega Baja, Puerto Rico. OBTAINED: Selected in the 12th round of the 2019 First-Year Player Draft. CAREER NOTES: In 2019, in the offseason played for Carolina of the Puerto Rican Winter League. PERSONAL: Attended the Puerto Rico Baseball Academy.

Yr	Club	AVG	G	AB	R	H	2B	3B	HR	RBI	SH	SF	HB	BB	SO	SB	CS	OBP	SLG	E
2019	AZL Reds-R	.145	20	69	8	10	1	2	0	2	0	1	14	25	4	1	.298	.217	16	

COOPER, Tanner - RHP AGE: 20; HT: 6-3; WT: 215; B/T: R/R; BORN: 9/8/99, Rochester, NY. SIGNED BY: Lee Seras. RESIDES: Farmington, NY. OBTAINED: Selected in the 35th round of the 2019 First-Year Player Draft. PERSONAL: Played collegiately at Finger Lakes Community College (Canandaigua, NY) and Stony Brook University (Stony Brook, NY)...as a sophomore for the Lakers in 2019, batted .411 with 16 doubles, 9 triples, 8 HR and 71 RBI while pitching to a 1.62 ERA in 72.1 innings (136k)...earned Mid-State Athletic Conference and NJCAA Region III Player of the Year honors...starred as a high school athlete at Canandaigua Academy. TWITTER: @Tanner_Cooper2.

Yr	Club	W-L	ERA	G	GS	CG	SHO	SV	IP	H	R	ER	HR	BB	SO	WP	BK
2019	Greenville-R	1-0	2.21	15	0	0	0	2	36.2	23	11	9	1	12	42	1	0

COTTON, Quin - OF AGE: 22; HT: 5-11; WT: 200; B/T: R/R; BORN: 3/31/98, Torrance, CA. SIGNED BY: Dan Cholowsky. RESIDES: Aurora, CO. OBTAINED: Selected in the eighth round of the 2019 First-Year Player Draft. CAREER NOTES: In 2019, named by MLB.com as the Reds' 28th-best prospect...selected as a Pioneer League Postseason All-Star...ranked fourth in the Pioneer league with 34 walks...ranked sixth among all Reds farmhands with a .376 OBP. PERSONAL: Played collegiately at Grand Canyon University (Phoenix, AZ) where he earned Western Athletic Conference Player of the Year honors as a sophomore...graduated from Regis Jesuit HS (Aurora, CO). TWITTER: @TheQC_.

Yr	Club	AVG	G	AB	R	H	2B	3B	HR	RBI	SH	SF	HB	BB	SO	SB	CS	OBP	SLG	E
2019	Billings-R	.283	61	237	37	67	14	2	4	27	0	1	2	34	49	8	8	.376	.409	4

COX, Andy - LHP AGE: 26; HT: 6-2; WT: 194; B/T: R/L; BORN: 10/23/93, Memphis, TN. SIGNED BY: Brad Meador. RESIDES: Arlington, TN. OBTAINED: Selected in the seventh round of the 2016 First-Year Player Draft. CAREER NOTES: In 2019, ranked among all Reds farmhands in appearances (48, T1st) and saves (10, T5th)...in 2018, following the season was one of ten Reds minor leaguers to attend a leadership training program at West Point...limited to 19 games due to left shoulder injury and subsequent surgery...in 2016, ranked T3rd in the Pioneer League with 24 apps. PERSONAL: Played collegiately at the University of Tennessee where he set the school record for most career apps (91)...graduated from Saint Benedict at Auburndale High School (Memphis, TN). TWITTER: @andycox44.

Yr	Club	W-L	ERA	G	GS	CG	SHO	SV	IP	H	R	ER	HR	BB	SO	WP	BK
2016	Billings-R	3-0	4.59	24	0	0	0	1	33.1	33	22	17	0	20	27	8	0
2017	Dayton-A	3-1	1.64	22	0	0	0	3	22.0	18	4	4	0	11	33	1	0
2018	Billings-R	0-1	1.35	6	0	0	0	0	6.2	5	3	1	0	5	8	1	0
	Dayton-A	1-2	7.43	13	1	0	0	1	13.1	16	13	11	2	6	12	3	1
2019	Dayton-A	0-1	6.60	11	0	0	0	1	15.0	14	15	11	0	17	21	4	0
	Daytona-A	3-4	2.45	35	0	0	0	9	36.2	34	13	10	1	20	49	5	0
	Chattanooga-AA	0-0	0.00	2	0	0	0	0	2.0	2	0	0	0	1	4	2	0
Minor Totals - 4 yrs		10-9	3.77	113	1	0	0	15	129.0	122	70	54	3	80	154	24	1

CREAL, Ashton - OF AGE: 21; HT: 6-1; WT: 205; B/T: R/R; BORN: 3/23/99, Joliet, IL. SIGNED BY: Andy Stack. RESIDES: New Lenox, IL. OBTAINED: Selected in the 21st round of the 2019 First-Year Player Draft. CAREER NOTES: In 2019, ranked among all Reds farmhands in OBP (.406, 4th). PERSONAL: Played collegiately at John A. Logan College (Carterville, IL)...graduated from Metea Valley HS (Aurora, IL). TWITTER: @cg_creal.

Yr	Club	AVG	G	AB	R	H	2B	3B	HR	RBI	SH	SF	HB	BB	SO	SB	CS	OBP	SLG	E
2019	AZL Reds-R	.276	48	174	33	48	12	3	0	14	1	0	6	32	48	8	3	.406	.379	3

CROOK, Narciso - OF PRONUNCIATION: nar-SEE-soe. AGE: 24; HT: 6-3; WT: 220; B/T: R/R; BORN: 7/12/95, Nabus, DR. SIGNED BY: Lee Seras RESIDES: Trenton, NJ. OBTAINED: Selected in the 23rd round of the 2013 First-Year Player Draft. CAREER NOTES: In 2019, named Reds Minor League Player of the Month for July...selected International League Player of the Week on 7/21...led all Reds farmhands with 8 triples...in 2018, following the season was one of ten Reds minor leaguers to attend a leadership training program at West Point. PERSONAL: Attended Trenton Central HS...played collegiately at Gloucester County College where in a single game went 5-for-6 with 4 HR and 7 RBI...step-father is former NFL WR Alvis Darby...cousin is former MLB catcher Angel Pena. TWITTER: @ThatOutfielder.

Yr	Club	AVG	G	AB	R	H	2B	3B	HR	RBI	SH	SF	HB	BB	SO	SB	CS	OBP	SLG	E
2014	AZL Reds-R	.255	42	149	27	38	9	2	4	20	0	3	1	13	45	12	1	.313	.423	3
2015	Dayton-A	.236	105	381	42	90	19	5	9	47	2	1	3	15	103	13	3	.270	.383	6
2016	Dayton-A	.244	23	82	12	20	4	0	3	7	0	0	2	6	23	2	1	.311	.402	2
2017	Daytona-A	.213	36	136	8	29	6	1	4	17	0	1	2	10	41	3	2	.275	.360	1
2018	Dayton-A	.263	25	80	11	21	10	1	3	19	0	2	1	9	27	3	0	.337	.525	1
	Daytona-A	.208	15	48	5	10	2	1	1	3	0	0	3	3	11	1	1	.296	.354	0
	Pensacola-AA	.286	63	161	18	46	5	2	2	22	1	3	3	18	41	4	4	.362	.379	0
2019	Chattanooga-AA	.296	24	71	11	21	6	2	0	6	0	0	5	18	1	1	1	.342	.437	3
	Louisville-AAA	.273	84	275	38	75	16	6	10	35	0	0	4	19	84	9	2	.329	.484	1
Minor Totals - 6 yrs		.253	417	1383	172	350	77	20	36	176	3	10	19	98	393	48	15	.309	.416	17

CUEVAS, Andry - RHP AGE: 21; HT: 6-4; WT: 185; B/T: R/R; BORN: 8/4/98, Santana, DR. SIGNED BY: Richard Jimenez. RESIDES: Jimani, DR. OBTAINED: Signed as a first-year minor league player on 10/15/16. CAREER NOTES: In 2019, selected as a Baseball America DSL All-Star...led all Reds farmhands with 15 saves.

Yr	Club	W-L	ERA	G	GS	CG	SHO	SV	IP	H	R	ER	HR	BB	SO	WP	BK
2017	DSL Reds-R	1-3	4.30	12	5	0	0	0	37.2	23	21	18	2	23	43	4	0
2018	DSL Reds-R	2-2	5.00	19	0	0	0	3	27.0	16	18	15	0	26	31	10	0
2019	DSL Reds-R	6-2	2.27	28	0	0	0	15	43.2	19	15	11	2	19	56	3	0
Minor Totals - 3 yrs		9-7	3.66	59	5	0	0	18	108.1	58	54	44	4	68	130	17	0

CURLIS, Connor - LHP AGE: 23; HT: 6-1; WT: 180; B/T: L/L; BORN: 1/29/96, Findlay, OH. SIGNED BY: Ben Jones. RESIDES: Findlay, OH. OBTAINED: Selected in the 24th round of the 2018 First-Year Player Draft. CAREER NOTES: In 2019, named Midwest League Pitcher of the Week on 8/11...in 2018, made his professional debut with 16 apps at Rookie Billings. PERSONAL: Played collegiately at Ohio State...graduated from Findlay HS (OH) where he was the 2015 Pitcher of the Year in Three Rivers Athletic Conference...his cousin, Tyler, played baseball at Wittenburg then became a minor league umpire...his cousin, Chad, played baseball at Bowling Green State University. TWITTER: @ccurlis9.

Yr	Club	W-L	ERA	G	GS	CG	SHO	SV	IP	H	R	ER	HR	BB	SO	WP	BK
2018	Billings-R	3-0	4.56	16	1	0	0	0	25.2	23	16	13	1	10	33	1	0
2019	Dayton-A	4-6	3.16	17	13	0	0	0	74.0	68	35	26	9	32	72	1	1
	Daytona-A	1-0	0.96	2	2	0	0	0	9.1	12	1	1	0	3	7	0	0
Minor Totals - 2 yrs		8-6	3.30	35	16	0	0	0	109.0	103	52	40	10	45	112	2	1

D'ANDREA, Jerry - LHP PRONUNCIATION: dee-ANN-dree-uh. AGE: 23; HT: 6-1; WT: 184; B/T: L/L; BORN: 5/23/96, Ridgewood, NJ. SIGNED BY: Lee Seras. RESIDES: Ridgewood, NJ. OBTAINED: Signed as a non-drafted free agent on 6/15/18. CAREER NOTES: In 2019, ranked second among all Reds minor league relievers with 85 strikeouts...in 2018, made his pro debut with 16 apps for Rookie Greeneville. PERSONAL: Pitched collegiately at Ramapo College where he was team captain in 2018 and a teammate of 2018 Reds' 34th round pick Cory Heitler...earned 1st Team All-Conference in 2018 by D3baseball.com...graduated from Ramapo with a degree in environmental science...attended Ridgewood HS (NJ). TWITTER: @JerryDAndrea2.

Yr	Club	W-L	ERA	G	GS	CG	SHO	SV	IP	H	R	ER	HR	BB	SO	WP	BK
2018	Greeneville-R	2-3	3.20	16	0	0	0	2	19.2	11	12	7	0	14	27	3	0
2019	Dayton-A	0-4	5.12	30	0	0	0	4	51.0	46	35	29	3	32	72	9	1
	Billings-R	0-1	2.35	5	0	0	0	1	7.2	9	3	2	0	3	13	4	0
Minor Totals - 2 yrs		2-8	4.37	51	0	0	0	7	78.1	66	50	38	3	49	112	16	1

DAVILA, Vladimir - RHP AGE: 17; HT: 5-11; WT: 158; B/T: R/R; BORN: 9/10/02, Valencia, Carabobo, VZ. SIGNED BY: Ricardo Quintero, Richard Castro. RESIDES: Valencia Carabobo, VZ. OBTAINED: Signed as a non-drafted free agent on 7/27/19. CAREER NOTES: 2020 will be his first professional season.

DAVIS, Noah - RHP AGE: 22 (turns 23 on 4/22); HT: 6-2; WT: 195; B/T: R/R; BORN: 4/22/97, Newport Beach, CA. SIGNED BY: Rick Ingalls. RESIDES: Huntington Beach, CA. OBTAINED: Selected in the 11th round of the 2018 First-Year Player Draft. CAREER NOTES: In 2018, did not make his professional debut due to injury (right elbow surgery)...selected by D1 Baseball as the 53rd best college prospect in the draft. PERSONAL: Played collegiately at UC Santa Barbara...graduated from Huntington Beach HS.

Yr	Club	W-L	ERA	G	GS	CG	SHO	SV	IP	H	R	ER	HR	BB	SO	WP	BK
2019	AZL Reds-R	0-2	7.88	5	5	0	0	0	8.0	13	7	7	4	0	5	0	0
	Billings-R	1-1	2.10	8	8	0	0	0	34.1	27	10	8	4	13	30	3	0
Minor Totals - 1 yr		1-3	3.19	13	13	0	0	0	42.1	40	17	15	8	13	35	3	0

DE JESUS, Jhon - RHP PRONUNCIATION: duh-HAY-soos, John. AGE: 23; HT: 6-4; WT: 203; B/T: R/R; BORN: 1/9/97, Villa Altagracia, DR. SIGNED BY: Richard Jimenez. RESIDES: Santo Domingo, DR. OBTAINED: Signed as a non-drafted free agent on 12/19/14.

Yr	Club	W-L	ERA	G	GS	CG	SHO	SV	IP	H	R	ER	HR	BB	SO	WP	BK
2015	DSL Rojas-R	4-5	3.35	13	11	0	0	0	51.0	45	23	19	0	23	42	11	3
2016	DSL Rojas-R	4-4	2.85	13	13	0	0	0	72.2	68	33	23	2	18	49	8	0
2017	Billings-R	2-4	5.79	15	15	0	0	0	60.2	62	42	39	7	30	58	11	2
2018									(Did Not Play)								
2019	Dayton-A	2-13	5.08	23	23	0	0	0	95.2	116	68	54	12	36	68	14	0
Minor Totals - 4 yrs		12-26	4.34	64	62	0	0	0	280.0	291	166	135	21	107	217	44	5

DE LA CRUZ, Ely - SS AGE: 18; HT: 6-2; WT: 150; B/T: S/R; BORN: 1/11/02, Sabana Grande de Boya, DR. SIGNED BY: Richard Jimenez. RESIDES: Santo Domingo, DR. OBTAINED: Signed as a non-drafted free agent on 7/2/18.

Yr	Club	AVG	G	AB	R	H	2B	3B	HR	RBI	SH	SF	HB	BB	SO	SB	CS	OBP	SLG	E
2019	DSL Reds-R	.285	43	165	24	47	11	1	1	26	1	2	4	14	45	3	6	.351	.382	15

DE LEON, Michael - INF AGE: 23; HT: 6-1; WT: 160; B/T: R/R; BORN: 1/14/97, Santo Domingo, DR. SIGNED BY: Danilo Troncoso (Rangers). RESIDES: Santo Domingo, DR. OBTAINED: Selected from the Rangers with the 11th pick in the Triple-A phase of the 2019 Rule 5 Draft. CAREER NOTES: In 2019, was selected as a Texas League All-Star...finished 8th in the league with 124 hits...in 2018, ranked among Texas League leaders in games (135, 2nd) and hits (132, 11th)...led all TL shortstops for the second consecutive season in total chances (446), putouts (150) and double plays (58)...played for Licey in the Dominican Winter League...in 2017, opened the season as the second-youngest player in the Texas League...played for Licey in the Dominican Winter League...in 2016, opened the season as the second-youngest player in the California League...rated statistically as the top defensive shortstop in the CL (.964 fielding pct; 18e/497tc)...named Rangers Minor League Defender of the Month for May...in 2015, made 2 stints on the disabled list (7/9-8/10 left femur strain and 9/2-thru end of season right quad strain)...in 2014, finished the season in Class A-advanced as a 17 year-old in his first professional season...played for Surprise in the prestigious Arizona Fall League...was the first 17 year-old to ever play in the league. PERSONAL: Signed with the Rangers as a non-drafted free agent on 7/2/13.

Yr	Club	AVG	G	AB	R	H	2B	3B	HR	RBI	SH	SF	HB	BB	SO	SB	CS	OBP	SLG	E
2014	Frisco-AA	.333	1	3	1	1	1	0	0	0	0	0	0	0	1	0	0	.333	.667	0
	Hickory-A	.244	85	336	42	82	10	2	1	26	5	3	1	28	40	3	3	.302	.295	14
	Myrtle Beach-A	.292	7	24	5	7	3	0	1	6	1	0	0	3	4	0	0	.370	.542	0
2015	Hickory-A	.222	81	306	29	68	11	2	1	29	5	2	1	23	47	1	1	.277	.281	12
2016	High Desert-A	.267	128	454	54	121	25	1	9	54	7	2	4	24	57	7	5	.308	.385	20
2017	Frisco-AA	.223	112	394	29	88	16	1	2	35	2	3	1	18	48	3	2	.257	.284	20
2018	Frisco-AA	.262	135	503	54	132	21	0	4	49	4	4	4	21	69	1	1	.295	.328	12
2019	Frisco-AA	.260	127	477	51	124	17	0	3	40	1	3	5	30	62	3	3	.309	.314	10
Minor Totals - 6 yrs		.249	676	2497	265	623	104	6	21	239	25	17	16	147	328	18	15	.294	.321	88

DEMURIAS, Eddy - RHP PRONUNCIATION: duh-MYUR-ee-us. AGE: 22; HT: 6-0; WT: 194; B/T: R/R; BORN: 8/1/97, Miami, FL. SIGNED BY: Jimmy Moran. RESIDES: Miami, FL. OBTAINED: Selected in the 27th round of the 2018 First-Year Player Draft. CAREER NOTES: In 2019, became the first pitcher in Class-A Dayton franchise history to bat and score a run in the same inning (8/14 at Bowling Green)...this was notable due to the fact that the Midwest League utilizes the DH for all games...in 2018, made his professional debut with 20 relief appearances for Rookie Billings...selected as a Pioneer League midseason All-Star. PERSONAL: Played collegiately at the University of South Carolina, Miami Dade College and the University of Florida...was a member of the 2017-18 Spring SEC Academic Honor Roll...graduated from Miami Killian HS (FL). TWITTER: @DatDudeE5.

Yr	Club	W-L	ERA	G	GS	CG	SHO	SV	IP	H	R	ER	HR	BB	SO	WP	BK
2018	Billings-R	1-5	4.97	20	0	0	0	3	29.0	33	22	16	2	10	25	3	1
2019	Dayton-A	3-4	4.50	40	0	0	0	4	78.0	85	42	39	4	24	70	6	1
Minor Totals - 2 yrs		4-9	4.63	60	0	0	0	7	107.0	118	64	55	6	34	95	9	2

DIAZ, Alexis - RHP AGE: 23; HT: 6-2; WT: 224; B/T: R/R; BORN: 9/28/96, Humacao, PR. SIGNED BY: Will Harford. RESIDES: Naguabo, PR. OBTAINED: Selected in the 12th round of the 2015 First-Year Player Draft. CAREER NOTES: In 2018, his 67 strikeouts ranked second in the Appalachian League...in 2016, missed the entire season recovering from "Tommy John surgery" (5/24/16)...in 2015, Baseball America recognized him as the top-ranked pre-draft prospect from Puerto Rico. PERSONAL: Is the younger brother of Mets pitcher Edwin Diaz.

Yr	Club	W-L	ERA	G	GS	CG	SHO	SV	IP	H	R	ER	HR	BB	SO	WP	BK
2015	AZL Reds-R	0-1	1.38	9	0	0	0	0	13.0	8	6	2	1	5	11	5	1
2016									(Injured - Did Not Play)								
2017	AZL Reds-R	2-3	4.94	13	4	0	0	0	31.0	31	21	17	2	13	40	4	3
2018	Greenville-R	3-3	3.02	11	9	0	0	0	53.2	51	22	18	6	18	67	6	1
2019	Dayton-A	7-4	5.18	25	4	0	0	0	57.1	52	34	33	4	28	74	6	0
	AZL Reds-R	0-0	5.40	2	1	0	0	0	1.2	5	4	1	0	1	3	1	0
Minor Totals - 4 yrs		12-11	4.08	60	18	0	0	0	156.2	147	87	71	13	65	195	22	5

DIAZ, Yoel - RHP AGE: 21; HT: 6-1; WT: 190; B/T: R/R; BORN: 1/9/99, Maracay, Aragua, VZ. SIGNED BY: Richard Castro and Bob Engle. RESIDES: Maracay, Aragua, VZ. OBTAINED: Signed as a first-year minor league player on 4/6/16.

Yr	Club	W-L	ERA	G	GS	CG	SHO	SV	IP	H	R	ER	HR	BB	SO	WP	BK
2016	DSL Rojos-R	0-2	5.70	20	0	0	0	2	42.2	48	30	27	3	20	38	7	0
2017	DSL Reds-R	1-1	6.66	13	0	0	0	3	25.2	21	22	19	3	17	22	3	1
	DSL Rojos-R	1-0	0.00	1	0	0	0	0	3.1	4	0	0	0	2	2	1	1
2018	DSL Reds-R	3-1	2.76	17	0	0	0	4	29.1	20	12	9	1	9	35	0	0
2019	DSL Reds-R	1-1	3.06	18	0	0	0	5	35.1	29	17	12	1	21	32	3	0
	AZL Reds-R	1-0	6.75	3	0	0	0	0	6.2	6	5	5	0	6	7	4	1
Minor Totals - 4 yrs		7-5	4.53	72	0	0	0	14	143.0	128	86	72	8	75	136	18	3

DUNNE, Ryan - RHP AGE: 25; HT: 6-3; WT: 220; B/T: L/R; BORN: 3/17/95, Peoria, IL. SIGNED BY: Andy Stack. RESIDES: Peoria, IL. OBTAINED: Signed as a non-drafted free agent on 6/25/18. CAREER NOTES: In 2018, made his professional debut with 16 relief appearances for Rookie Billings...his 5 saves ranked 3rd in the Pioneer League. PERSONAL: Played collegiately at Western Illinois where in 2018 was named to the Second Team All-Summit League...also attended Missouri State University and John A. Logan Community College...his father, Mike, pitched in parts of 5 big league seasons and was the runner-up for the 1987 National League Rookie of the Year Award after going 13-6 with a 3.03 ERA in 23 starts for Pittsburgh.

Yr	Club	W-L	ERA	G	GS	CG	SHO	SV	IP	H	R	ER	HR	BB	SO	WP	BK
2018	Billings-R	2-0	2.66	16	0	0	0	5	23.2	14	8	7	0	9	26	3	0
2019	Billings-R	6-4	3.98	23	0	0	0	0	31.2	23	19	14	4	17	46	5	0
Minor Totals - 2 yrs		8-4	3.42	39	0	0	0	5	55.1	37	27	21	4	26	72	8	0

ESPINOZA, Iverson - SS AGE: 17; HT: 5-10 WT: 155; B/T: R/R; BORN: 1/6/03, Maracay, Aragua, VZ. SIGNED BY: Andy Stack. RESIDES: Maracay, Aragua, VZ. OBTAINED: Signed as a non-drafted free agent on 7/8/19. CAREER NOTES: 2020 will be his first professional season.

FALCON, Andres - RHP AGE: 22; HT: 6-3; WT: 165; B/T: R/R; BORN: 10/22/97, Nizao, DR. **SIGNED BY:** Richard Jimenez. **RESIDES:** Nizao, DR. **OBTAINED:** Signed as a first-year minor league player on 6/15/16.

Yr	Club	W-L	ERA	G	GS	CG	SHO	SV	IP	H	R	ER	HR	BB	SO	WP	BK
2018	DSL Reds-R	3-2	3.03	15	3	0	0	1	35.2	38	21	12	0	19	41	3	0
2019	AZL Reds-R	3-1	3.75	17	0	0	0	2	50.1	35	25	21	3	20	43	7	2
Minor Totals - 2 yrs		6-3	3.45	32	3	0	0	3	86.0	73	46	33	3	39	84	10	2

FERNANDEZ, Ilvin - SS AGE: 18; HT: 6-1; WT: 160; B/T: R/R; BORN: 9/8/01, San Francisco de Macoris, DR. **RESIDES:** San Francisco de Macoris, DR. **OBTAINED:** Signed as a non-drafted free agent on 7/2/18.

Yr	Club	AVG	G	AB	R	H	2B	3B	HR	RBI	SH	SF	HB	BB	SO	SB	CS	OBP	SLG	E
2019	DSL Reds-R	.274	40	146	17	40	4	0	0	16	1	2	3	18	27	5	6	.361	.301	9

FIGUEROA, Miguel - RHP AGE: 22; HT: 6-3; WT: 165; B/T: R/R; BORN: 10/22/97, Nizao, DR. **SIGNED BY:** Richard Jimenez. **RESIDES:** Nizao, DR. **OBTAINED:** Signed as a first-year minor league player on 6/15/16.

Yr	Club	W-L	ERA	G	GS	CG	SHO	SV	IP	H	R	ER	HR	BB	SO	WP	BK
2016	DSL Giants-R	5-0	3.02	11	11	0	0	0	47.2	42	18	16	3	14	28	8	0
2017	AZL Giants-R	0-1	5.24	13	11	0	0	0	44.2	58	44	26	1	13	38	10	1
2018	Salem-Keizer-A	2-5	7.41	14	5	0	0	0	37.2	53	35	31	3	17	16	8	0
2019	AZL Giants-R	1-0	3.86	6	0	0	0	1	18.2	13	9	8	0	5	28	6	0
	Salem-Keizer-A	0-0	2.08	9	0	0	0	2	17.1	12	7	4	0	10	17	1	0
Minor Totals - 4 yrs		8-6	4.61	53	27	0	0	3	166.0	178	113	85	7	59	127	33	1

FINOL, Claudio - INF PRONUNCIATION: fee-NAHL, CLOUD-ee-oh. AGE: 19 (turns 20 on 4/13); HT: 5-11; WT: 150; B/T: R/R; BORN: 4/13/00, Maracaibo, VZ. **SIGNED BY:** Jose Fuentes. **RESIDES:** Maracaibo, VZ. **OBTAINED:** Signed as a first-year minor league player on 7/7/16.

Yr	Club	AVG	G	AB	R	H	2B	3B	HR	RBI	SH	SF	HB	BB	SO	SB	CS	OBP	SLG	E
2017	DSL Reds-R	.300	58	200	35	60	10	4	1	21	3	2	4	23	19	6	4	.380	.405	7
2018	Greenville-R	.294	49	177	26	52	7	0	0	16	1	3	2	9	32	1	1	.330	.333	13
2019	Dayton-A	.218	53	179	17	39	5	4	1	14	1	0	4	13	33	0	3	.286	.307	4
	Billings-R	.226	8	31	2	7	1	1	0	4	2	2	0	4	4	0	0	.212	.323	1
Minor Totals - 3 yrs		.269	168	587	80	158	23	9	2	55	7	7	10	45	88	7	8	.328	.349	25

FISHER, Andy - LHP AGE: 24; HT: 6-1; WT: 185; B/T: L/L; BORN: 1/9/96, Urbana, IL. **SIGNED BY:** Andy Stack. **RESIDES:** Crown Point, IN. **OBTAINED:** Signed as a minor league free agent on 6/9/19. **CAREER NOTES:** In 2019, earned Reds Minor League Pitcher of the Month for July in his first full month as a professional...did not allow an earned run or a walk in his first 4 apps with Class-A Dayton spanning 15 innings (3h, 19k)...named Midwest League Pitcher of the Week on 7/21. **PERSONAL:** Played collegiately at the University of Illinois where in 2019 earned All-Big Ten First Team honors and Academic All-Big Ten honors...named NCBWA National Pitcher of the Week and Big Ten Pitcher of the Week in May 2019...graduated from Illinois in May 2018 with a degree in Finance...working toward master's degree (recreation, sport and tourism)...also attended Eastern Illinois University...graduated from Bowling Green HS (OH) where in addition to baseball, played football and soccer.

Yr	Club	W-L	ERA	G	GS	CG	SHO	SV	IP	H	R	ER	HR	BB	SO	WP	BK
2019	Greenville-R	0-0	0.87	6	1	0	0	0	20.2	13	4	2	0	3	26	1	0
	Dayton-A	3-3	2.73	10	1	0	0	0	26.1	18	10	8	2	4	32	0	0
Minor Totals - 1 yr		3-3	1.91	16	2	0	0	0	47.0	31	14	10	2	7	58	1	0

FRANCO, Jose - RHP AGE: 19; HT: 6-2; WT: 175; B/T: R/R; BORN: 11/25/00, Aragua, VZ. **SIGNED BY:** Richard Castro and Bob Engle. **RESIDES:** Aragua, VZ. **OBTAINED:** Signed as a non-drafted free agent on 10/16/18. **CAREER NOTES:** In 2019, ranked among all Reds farmhands with a 2.20 ERA.

Yr	Club	W-L	ERA	G	GS	CG	SHO	SV	IP	H	R	ER	HR	BB	SO	WP	BK
2019	DSL Reds-R	3-1	2.20	14	14	0	0	0	57.1	50	19	14	1	14	59	6	1

FRANCO, Rafael - OF AGE: 18; HT: 6-2; WT: 155; B/T: R/R; BORN: 6/20/01, Chihuahua, MX. **SIGNED BY:** Hector Otero. **RESIDES:** Chihuahua, MX. **OBTAINED:** Signed as a non-drafted free agent on 1/18/18.

Yr	Club	AVG	G	AB	R	H	2B	3B	HR	RBI	SH	SF	HB	BB	SO	SB	CS	OBP	SLG	E
2018	AZL Reds-R	.256	33	82	10	21	5	0	0	3	0	0	4	8	25	6	1	.351	.317	3
2019	AZL Reds-R	.232	39	138	21	32	1	2	1	13	0	2	4	8	31	6	1	.289	.290	2
Minor Totals - 2 yrs		.241	72	220	31	53	6	2	1	16	0	2	8	16	56	12	2	.313	.300	5

FREE, James - C AGE: 21 (turns 22 on 4/14); HT: 6-2; WT: 225; B/T: S/R; BORN: 4/14/98, Anaheim, CA. **SIGNED BY:** Rich Bordi. **RESIDES:** Stockton, CA. **OBTAINED:** Signed as a minor league free agent on 6/22/19. **PERSONAL:** Played collegiately at the University of the Pacific (Stockton, CA)...graduated from Damien HS (La Verne, CA).

Yr	Club	AVG	G	AB	R	H	2B	3B	HR	RBI	SH	SF	HB	BB	SO	SB	CS	OBP	SLG	E
2019	Billings-R	.245	43	155	30	38	9	1	7	24	0	1	3	18	38	0	0	.333	.452	2

GARBEE, Tyler - RHP AGE: 23; HT: 6-3; WT: 210; B/T: R/R; BORN: 10/8/96, New York, NY. **SIGNED BY:** Jeff Brookens. **RESIDES:** Sewickley, PA. **OBTAINED:** Selected in the 19th round of the 2019 First-Year Player Draft. **PERSONAL:** Played collegiately at Mercyhurst University and the University of Pittsburgh...graduated from Quaker Valley HS (Leetsdale, PA), the same school attended by longtime NFL head coach Chuck Knox... **TWITTER:** @TGarbs3.

Yr	Club	W-L	ERA	G	GS	CG	SHO	SV	IP	H	R	ER	HR	BB	SO	WP	BK
2019	Greenville-R	2-2	3.83	15	5	0	0	2	47.0	48	23	20	3	11	52	6	1

GARCIA, Emilio - OF AGE: 20; HT: 6-2; WT: 200; B/T: R/R; BORN: 6/15/99, Santo Domingo, DR. **SIGNED BY:** Felix Romero. **RESIDES:** Santo Domingo, DR. **OBTAINED:** Signed as a non-drafted free agent on 7/4/17. **PERSONAL:** On 11/3/18, was involved in a fatal car accident near Boca Chica, DR that claimed the life of teammate Jairo Capellan and seriously injured teammate Raul Hernandez...along with Hernandez, was transferred to a hospital in Miami for surgery and recovery.

Yr	Club	AVG	G	AB	R	H	2B	3B	HR	RBI	SH	SF	HB	BB	SO	SB	CS	OBP	SLG	E
2018	DSL Reds-R	.205	47	171	18	35	7	1	0	11	0	0	6	20	60	1	1	.310	.257	6
2019	(Injured - Did Not Play)																			

GARCIA, Gregory - RHP AGE: 17; HT: 6-1; WT: 175; B/T: R/R; BORN: 12/16/02, San Felipe, Yaracuy, VZ. SIGNED BY: Richard Castro, Richard Jimenez. RESIDES: San Felipe, Yaracuy, VZ.. OBTAINED: Signed as a non-drafted free agent on 9/10/19. CAREER NOTES: 2020 will be his first professional season.

GARCIA, Pedro - RHP AGE: 25; HT: 5-11; WT: 220; B/T: R/R; BORN: 3/21/95, Maracaibo, VZ. RESIDES: Victoria, TX. OBTAINED: Signed as a non-drafted free agent on 7/22/19.

Yr	Club	W-L	ERA	G	GS	CG	SHO	SV	IP	H	R	ER	HR	BB	SO	WP	BK
2019	AZL Reds-R	1-0	0.00	5	2	0	0	0	14.1	12	1	0	0	4	14	1	0
	Dayton-A	0-0	0.00	1	0	0	0	0	1.1	0	0	0	0	0	2	1	0
Minor Totals - 1 yr		1-0	0.00	6	2	0	0	0	15.2	12	1	0	0	4	16	2	0

GERALDO, Jeferson - OF AGE: 17; HT: 6-3; WT: 183; B/T: R/R; BORN: 7/31/02, Puerto Plata, DR. SIGNED BY: Victor Nova and Richard Jimenez. RESIDES: Puerto Plata, DR. OBTAINED: Signed as a non-drafted free agent on 9/1/18.

Yr	Club	AVG	G	AB	R	H	2B	3B	HR	RBI	SH	SF	HB	BB	SO	SB	CS	OBP	SLG	E
2019	DSL Reds-R	.158	40	133	20	21	9	1	0	7	0	2	9	17	65	4	1	.292	.241	2

GHYZEL, John - RHP AGE: 23; HT: 6-5; WT: 200; B/T: R/R; BORN: 5/18/96, Centerville, VA. SIGNED BY: Lee Seras. RESIDES: Centerville, VA. OBTAINED: Selected in the 18th round of the 2017 First-Year Player Draft. CAREER NOTES: In 2018, was selected as a Midwest League midseason and full-season All-Star...named by Baseball America as the Midwest League's Best Reliever...his 19 saves ranked first in the Midwest League and second among all Reds minor leaguers. PERSONAL: Played collegiately at the University of Rochester...graduated from Westfield HS (Chantilly, VA).

Yr	Club	W-L	ERA	G	GS	CG	SHO	SV	IP	H	R	ER	HR	BB	SO	WP	BK
2017	AZL Reds-R	1-0	1.74	9	0	0	0	3	10.1	7	4	2	0	3	15	1	0
	Billings-R	0-0	9.26	8	0	0	0	0	11.2	16	17	12	1	6	11	3	0
2018	Dayton-A	3-7	4.4	42	0	0	0	19	45.0	42	23	22	3	31	58	4	0
2019	Daytona-A	5-2	5.89	38	0	0	0	2	55.0	58	37	36	2	33	49	10	1
Minor Totals - 3 yrs		9-9	5.31	97	0	0	0	24	122.0	123	81	72	6	73	133	18	1

GILBERT, Jake - RHP AGE: 23; HT: 6-7; WT: 230; B/T: R/R; BORN: 12/1/96, Heidelberg, Germany. RESIDES: Evans, GA. OBTAINED: Signed as a non-drafted free agent on 6/22/19. PERSONAL: Played collegiately at the Air Force Academy where he as a member of cadet squadron 13 and majored in business management...graduated from Lakeside HS (Evans, GA), the same school attended by members of the country music group Lady Antebellum and olympic shot putter Reese Hoffa...his grandfather, Don Monson, coached men's basketball at Idaho and Oregon...his uncle, Dan Monson is the former men's head basketball coach at Gonzaga and Minnesota and currently serves as the head coach at Long Beach State...his uncle Gale Gilbert, played quarterback at Cal and played in the NFL for the San Diego Chargers and Buffalo Bills...his cousin Garrett Gilbert, played college football at Texas and SMU and played in the NFL...his hometown of Evans, GA is approximately 10 minutes away from Augusta National Golf Course.

Yr	Club	W-L	ERA	G	GS	CG	SHO	SV	IP	H	R	ER	HR	BB	SO	WP	BK
2019	AZL Reds-R	1-1	2.25	5	0	0	0	0	8.0	6	5	2	1	3	13	1	0
	Greeneville-R	0-3	6.18	8	6	0	0	1	27.2	31	19	19	2	8	37	4	0
Minor Totals - 1 yr		1-4	5.30	13	6	0	0	1	35.2	37	24	21	3	11	50	5	0

GILL, Matt - RHP AGE: 21; HT: 6-5; WT: 245; B/T: L/R; BORN: 4/22/98, Hartford, CT. SIGNED BY: John Ceprini. RESIDES: Simsbury, CT. OBTAINED: Selected in the 27th round of the 2019 First-Year Player Draft. PERSONAL: Played collegiately at Boston College...graduated from Avon Old Farms School (Avon, CT)...father Chris was an all-american pitcher Ithaca College and played for Team Canada in the PanAm Games.

Yr	Club	W-L	ERA	G	GS	CG	SHO	SV	IP	H	R	ER	HR	BB	SO	WP	BK
2019	Greeneville-R	2-3	7.09	18	0	0	0	2	26.2	44	31	21	1	9	25	4	0

GOMEZ, Elvis - C AGE: 20; HT: 6-0; WT: 170; B/T: R/R; BORN: 5/27/99, San Felix, VZ. SIGNED BY: Jose Fuentes. RESIDES: Puerto de Ordaz, VZ. OBTAINED: Signed as a non-drafted free agent on 7/6/15.

Yr	Club	AVG	G	AB	R	H	2B	3B	HR	RBI	SH	SF	HB	BB	SO	SB	CS	OBP	SLG	E
2016	DSL Rojos-R	.300	3	10	4	3	0	0	0	1	0	0	1	2	3	0	0	.462	.300	1
2017	DSL Rojos-R	.238	35	101	12	24	3	0	0	5	0	0	4	8	11	1	1	.319	.267	3
2018	AZL Reds-R	.179	21	56	5	10	1	0	0	3	1	0	2	1	8	0	1	.220	.196	3
2019	AZL Reds-R	.186	36	102	17	19	1	2	0	9	1	1	3	6	25	1	0	.250	.235	6
Minor Totals - 4 yrs		.208	95	269	38	59	5	2	0	18	2	1	10	17	47	2	2	.279	.242	13

GOMEZ, Justin - C AGE: 22; HT: 5-10; WT: 195; B/T: L/R; BORN: 4/29/97, Bellflower, CA. SIGNED BY: Mike Misuraca. RESIDES: Claremont, CA. OBTAINED: Selected in the 31st round of the 2019 First-Year Player Draft. PERSONAL: Played collegiately at Azusa Pacific University (Claremont, CA)...graduated from Bonita HS (La Verne, CA)...father Steven played in the Twins and A's systems and is the head baseball coach at Citrus College.

Yr	Club	AVG	G	AB	R	H	2B	3B	HR	RBI	SH	SF	HB	BB	SO	SB	CS	OBP	SLG	E
2019	Greeneville-R	.263	25	76	8	20	3	1	2	11	1	1	1	9	24	1	0	.345	.408	1

GONZALEZ, Alberto - RHP AGE: 20; HT: 6-1; WT: 180; B/T: R/R; BORN: 7/26/99, Laredo, TX. SIGNED BY: Charles Aliano. RESIDES: Laredo, TX. OBTAINED: Selected in the 18th round of the 2018 First-Year Player Draft. PERSONAL: Graduated from Alexander HS (Laredo, TX). TWITTER: @Albert_gonz23.

Yr	Club	W-L	ERA	G	GS	CG	SHO	SV	IP	H	R	ER	HR	BB	SO	WP	BK
2018	AZL Reds-R	1-2	4.76	15	0	0	0	1	22.2	23	13	12	0	15	24	10	2
2019	Billings-R	0-0	5.96	11	1	0	0	0	22.2	17	15	15	5	11	29	2	0
	Greeneville-R	0-0	7.36	7	0	0	0	0	11.0	12	10	9	0	8	12	3	0
Minor Totals - 2 yrs		1-2	5.75	33	1	0	0	1	56.1	52	38	36	5	34	65	15	2

GORDON, Miles - OF AGE: 22; HT: 6-1; WT: 175; B/T: L/R; BORN: 12/3/97, Mississauga, Ontario, Canada. SIGNED BY: Bill Byckowski. RESIDES: Oakville, Ontario, Canada. OBTAINED: Selected in the fourth round of the 2015 First-Year Player Draft. CAREER NOTES: In 2019, hit safely in his first 7 games, when he joined Class-A Dayton from extended spring training on 6/2...began the season at Advanced-A Daytona and made 19 appearances for the Tortugas from 4/4-5/2...in 2018, opened season with Class-A Dayton...suffered a broken foot on 6/9 and missed the remainder of the season...in 2017, his .990 fielding pct was tops among all qualified Pioneer League outfielders...in 2016, missed the last 6 weeks of the season with a separated shoulder. PERSONAL: Graduated from St. Ignatius of Loyola Secondary School (Oakville, ON)...played for Team Canada's junior squad...played amateur hockey in Canada until age 15. TWITTER: @milesgordon.

Yr	Club	AVG	G	AB	R	H	2B	3B	HR	RBI	SH	SF	HB	BB	SO	SB	CS	OBP	SLG	E
2015	AZL Reds-R	.220	31	118	15	26	4	3	0	12	3	1	0	7	26	5	3	.262	.305	2
2016	Billings-R	.262	22	65	11	17	3	2	0	11	2	1	1	11	14	3	2	.372	.369	0
2017	Billings-R	.319	61	232	40	74	15	5	8	37	1	2	1	27	55	7	3	.389	.530	1
2018	Dayton-A	.211	57	204	37	43	5	6	2	8	2	3	1	23	46	17	6	.290	.324	4
2019	Daytona-A	.206	19	63	4	13	1	3	0	6	2	0	0	5	15	2	0	.265	.317	0
	Daytona-A	.208	63	226	23	47	6	2	3	25	6	4	2	16	67	13	4	.262	.292	2
Minor Totals - 5 yrs		.242	253	908	130	220	34	21	13	99	16	11	5	89	223	47	18	.310	.369	9

GREENE, Hunter - RHP AGE: 20; HT: 6-4; WT: 213; B/T: R/R; BORN: 8/6/99, Stevenson Ranch, CA. SIGNED BY: Rick Ingalls. RESIDES: Las Vegas, NV. OBTAINED: Selected in the first round of the 2017 First-Year Player Draft (second overall). CAREER NOTES: In 2019, missed the entire season recovering from 4/9 Tommy John surgery to repair the ulnar collateral ligament in his right elbow...despite the injury is still considered the Reds no. 1 prospect according to MLB.com and Baseball America and No. 76 in BA's 2020 Top 100...in 2018, ranked by Baseball America (#2) and MLB.com (#3) as one of the Reds' top prospects...entered the 2019 season rated 57th on Baseball America's Top 100 Prospects list...named Reds Minor League Co-Pitcher of the Month for June (5gs, 2-3, 2.33era, 27ip, 7er, 31k, .210avg)...Baseball America selected him as the Best Pitching Prospect in the Midwest League...Baseball America also ranked his fastball as the best in the Reds organization and in the Midwest League...pitched in the All-Star Futures Game in Washington where he threw 19 fastballs, all of which clocked at 100 mph or faster...one of his fastballs reached 103.1 mph...on 7/26 he fired a pitch at 102 mph, the fastest ever recorded at Dayton's Fifth Third Field...that 7/26 outing marked his final appearance of the season (sprained ulnar collateral ligament in elbow)...in 2017, made his professional debut with Rookie Billings, appearing in 3 games on the mound (3 starts) and 7 games at DH...in November was one of a dozen Reds minor leaguers to attend a leadership training program at West Point...ranked by both MLB.com and Baseball America as the second-best prospect in the Reds organization...Baseball America rated his fastball as the best in the Reds system...selected by MLB.com as the top prospect in the 2017 draft...ranked by Baseball America as the top high school prospect in the 2017 draft and was that publication's top overall pick in their mock draft...in May, became the 13th high schooler to ever appear on the cover of Sports Illustrated. PERSONAL: Graduated from Notre Dame High School (Sherman Oaks, CA)...other notable Notre Dame High graduates include Giancarlo Stanton, Pat Gillick, Kirsten Dunst, Jerry Mathers, Ramzi Malek, Donald Gibb, Dave Navarro, Ed Begley Jr. and Rachel Bilson...is a regular participant at MLB's Urban Youth Academy in Compton, CA. TWITTER: @HunterGreene17.

Yr	Club	W-L	ERA	G	GS	CG	SHO	SV	IP	H	R	ER	HR	BB	SO	WP	BK
2017	Billings-R	0-1	12.46	3	3	0	0	0	4.1	8	7	6	0	1	6	1	0
2018	Dayton-A	3-7	4.48	18	18	0	0	0	68.1	66	35	34	6	23	89	6	0
2019									(Injured - Did Not Pitch)								
Minor League Totals - 2 yrs		3-8	4.95	21	21	0	0	0	72.2	74	42	40	6	24	95	7	0

GUTIERREZ, Dualvert - RHP AGE: 19; HT: 6-0; WT: 185; B/T: R/R; BORN: 1/25/01, Valencia, Carabobo, VZ. SIGNED BY: Richard Castro, Richard Jimenez. RESIDES: Valencia, Carabobo, VZ. OBTAINED: Signed as a non-drafted free agent on 9/10/19. CAREER NOTES: 2020 will be his first professional season.

GUZMAN, Darlin - OF AGE: 19; HT: 6-1; WT: 165; B/T: L/L; BORN: 9/27/00, Santo Domingo, DR. SIGNED BY: Edgar Melo. RESIDES: Santo Domingo, DR. OBTAINED: Signed as a non-drafted minor league free agent on 10/11/17. CAREER NOTES: In 2019, selected as a Baseball America DSL All-Star...led the Dominican Summer League in slugging pct (.616) and finished second in OPS (1.010)...ranked among all Reds farmhands in slugging (1st), OPS (1st), batting average (2nd, .357) and on-base pct (5th, .394).

Yr	Club	AVG	G	AB	R	H	2B	3B	HR	RBI	SH	SF	HB	BB	SO	SB	CS	OBP	SLG	E
2018	DSL Reds-R	.251	49	171	22	43	8	7	4	28	0	2	0	20	52	4	6	.326	.450	3
2019	DSL Reds-R	.357	47	185	40	66	18	6	6	41	0	1	2	10	44	5	3	.394	.616	7
Minor Totals - 2 yrs		.306	96	356	62	109	26	13	10	69	0	3	2	30	96	9	9	.361	.537	10

GUZMAN, Edwards - C AGE: 20; HT: 6-1; WT: 195; B/T: R/R; BORN: 9/30/99, Bayamon, PR. SIGNED BY: Hector Otero. RESIDES: Naranjito, PR. OBTAINED: Selected in the 32nd round of the 2018 First-Year Player Draft. PERSONAL: Graduated from Leadership Christian Academy (Guaynabo, PR).

Yr	Club	AVG	G	AB	R	H	2B	3B	HR	RBI	SH	SF	HB	BB	SO	SB	CS	OBP	SLG	E
2018	AZL Reds-R	.184	15	38	5	7	1	1	0	3	0	2	2	7	21	2	0	.327	.263	0
2019	AZL Reds-R	.173	16	52	6	9	1	0	0	4	0	0	3	5	27	0	0	.283	.192	2
Minor Totals - 2 yrs		.178	31	90	11	16	2	1	0	7	0	2	5	12	48	2	0	.303	.222	2

HANNAH, Jameson - OF AGE: 22; HT: 5-9; WT: 185; B/T: L/L; BORN: 8/10/97, Milwaukee, WI. SIGNED BY: Chris Reilly (A's). RESIDES: Flower Mound, TX. OBTAINED: Acquired from Oakland on 7/31/19 for RHP Tanner Roark. CAREER NOTES: In 2019, ranked by MLB.com and Baseball America as the Reds' 10th-best prospect...was a California League All-Star...traded to the Reds from the A's on 7/31 for RHP Tanner Roark. PERSONAL: Selected by the A's in the second round of the 2018 First-Year Player Draft...played at Dallas Baptist, where in 2017 he was a First Team All-Missouri Valley Conference selection and earned MVC All-Defensive Team honors for the second straight year...graduated from Flower Mound HS (TX), where he helped lead the baseball team to the Class 5A state title in 2014.

Yr	Club	AVG	G	AB	R	H	2B	3B	HR	RBI	SH	SF	HB	BB	SO	SB	CS	OBP	SLG	E
2018	Vermont-A	.279	23	86	14	24	4	1	1	10	0	0	0	9	24	6	0	.347	.384	0
2019	Stockton-A	.283	92	375	48	106	25	3	2	31	0	3	6	29	88	6	7	.341	.381	3
	Daytona-A	.224	18	67	6	15	3	1	0	6	1	0	1	9	16	2	1	.325	.299	0
Minor Totals - 2 yrs		.275	133	528	68	145	32	5	3	47	1	3	7	47	128	14	8	.340	.371	3

HANSON, Nick - RHP AGE: 21; HT: 6-6; WT: 225; B/T: R/R; BORN: 6/10/98, Burnsville, MN. SIGNED BY: Andy Stack. RESIDES: Savage, MN. OBTAINED: Selected in the third round of the 2016 First-Year Player Draft. CAREER NOTES: In 2019, missed the entire season due to injury...in 2018, rated by MLB.com as the Reds' 27th-best prospect...limited to 3 starts due to injury (right elbow surgery)...in 2017, did not pitch due to elbow injury...ranked by Baseball America as the Reds' 30th-best prospect...in 2016, following the season ranked by MLB.com (27th) and Baseball America (30th) as one of the Reds' top 30 prospects...named Gatorade Baseball Player of the Year for Minnesota...selected to USA TODAY's American Family Insurance ALL-USA Minnesota First Team. PERSONAL: Graduated from Prior Lake HS (MN). TWITTER: @NickHanson_.

Yr	Club	W-L	ERA	G	GS	CG	SHO	SV	IP	H	R	ER	HR	BB	SO	WP	BK
2016	AZL Reds-R	0-2	9.18	8	8	0	0	0	16.2	25	19	17	1	15	15	1	0
2018	AZL Reds-R	0-1	4.5	3	3	0	0	0	4.0	3	2	2	0	1	2	1	0
2019									(Injured - Did Not Pitch)								
Minor League Totals - 2 yrs		0-3	8.27	11	11	0	0	0	20.2	28	21	19	1	16	17	2	0

HEATHERLY, Jacob - LHP

AGE: 21; HT: 6-1; WT: 215; B/T: L/L; BORN: 5/20/98, Cullman, AL. SIGNED BY: James Moran. RESIDES: Cullman, AL. OBTAINED: Selected in the third round of the 2017 First-Year Draft. CAREER NOTES: In 2019, ranked by MLB.com as the Reds 17th-best prospect...in 2018, rated by MLB.com (17) and Baseball America (21) as one of the Reds' top prospects...in 2017, ranked by Baseball America (15th) and MLB.com (17th) as one of the best prospects in the Reds system. PERSONAL: Graduated from Cullman HS (Cullman, AL).

Yr	Club	W-L	ERA	G	GS	CG	SHO	SV	IP	H	R	ER	HR	BB	SO	WP	BK
2017	AZL Reds-R	2-1	2.93	9	6	0	0	0	30.2	26	13	10	3	16	26	3	1
	Billings-R	0-1	12.00	3	3	0	0	0	9.0	17	12	12	0	4	5	1	0
2018	Greenville-R	1-5	5.82	11	11	0	0	0	38.2	34	25	25	3	40	49	4	1
2019	Dayton-A	1-2	8.31	4	4	0	0	0	8.2	12	9	8	0	6	10	2	0
Minor Totals - 3 yrs		4-9	5.69	27	24	0	0	0	87.0	89	59	55	6	66	90	10	2

HERNANDEZ, Miguel - SS

AGE: 20 (turns 21 on 4/13); HT: 6-0; WT: 164; B/T: R/R; BORN: 4/13/99, Maracay, Aragua, VZ. SIGNED BY: Jose Fuentes. RESIDES: Turmero, Aragua, VZ. OBTAINED: Signed as a non-drafted free agent on 7/10/15. CAREER NOTES: In 2018, combined to hit .280 in 67 games at Rookie Greenville and Rookie Billings...in 2017, hit safely in 20 consecutive games from 8/8-9/1, the longest hitting streak of the season in the Arizona League.

Yr	Club	AVG	G	AB	R	H	2B	3B	HR	RBI	SH	SF	HB	BB	SO	SB	CS	OBP	SLG	E
2016	DSL Rojas-R	.245	64	237	35	58	8	1	1	23	2	3	1	35	37	7	6	.341	.300	29
2017	DSL Rojas-R	.285	37	151	31	43	10	2	1	18	1	2	2	11	24	9	3	.337	.397	8
	AZL Reds-R	.314	32	140	20	44	4	3	1	12	0	0	1	4	18	1	1	.338	.407	8
2018	Greenville-R	.301	60	219	29	66	11	3	2	29	1	2	0	13	37	2	1	.338	.406	13
	Billings-R	.083	7	24	4	2	0	0	0	2	0	0	0	3	2	0	0	.185	.083	2
2019	Dayton-A	.245	127	445	47	109	22	2	5	43	9	4	1	25	94	7	3	.284	.337	28
Minor Totals - 4 yrs		.265	327	1216	166	322	55	11	10	127	13	11	5	91	212	26	14	.316	.353	88

HERNANDEZ, Raul - RHP

AGE: 21; HT: 6-3; WT: 190; B/T: R/R; BORN: 2/2/99, Santo Domingo, DR. SIGNED BY: Emmanuel Cartagena. RESIDES: Santo Domingo, DR. OBTAINED: Signed as a non-drafted free agent on 6/2/17. CAREER NOTES: In 2018, selected as a Dominican Summer League All-Star. PERSONAL: On 11/3/18, was involved in a fatal car accident near Boca Chica, DR that claimed the life of teammate Jairo Capellan and seriously injured teammate Emilio Garcia...along with Garcia, was transferred to a hospital in Miami for surgery and recovery.

Yr	Club	W-L	ERA	G	GS	CG	SHO	SV	IP	H	R	ER	HR	BB	SO	WP	BK
2017	DSL Reds-R	2-0	8.55	15	0	0	0	1	20.0	18	21	19	1	16	29	6	0
2018	DSL Reds-R	2-4	2.29	14	13	0	0	0	51.0	36	23	13	1	22	77	3	0
2019									(Injured - Did not Pitch)								
Minor League Totals - 2 yrs		4-4	4.06	29	13	0	0	1	71.0	54	44	32	2	38	106	9	0

HINDS, Rece - INF

AGE: 19; HT: 6-4; WT: 215; B/T: R/R; BORN: 9/5/00, Niceville, FL. SIGNED BY: Sean Buckley. RESIDES: Sarasota, FL. OBTAINED: Selected in the second round of the 2019 First-Year Player Draft. CAREER NOTES: In 2019, finished the season as the Reds sixth-best prospect as ranked by MLB.com. PERSONAL: Graduated from IMG Academy (Bradenton, FL) where he was a member of the 2019 USA Today Super 25 National Championship team...finished second to Bobby Witt Jr. in the 2018 MLB High School Home Run Derby at Nationals Park. TWITTER: @HindsRece.

Yr	Club	AVG	G	AB	R	H	2B	3B	HR	RBI	SH	SF	HB	BB	SO	SB	CS	OBP	SLG	E
2019	Greenville-R	.000	3	8	1	0	0	0	0	1	0	0	0	2	3	0	0	.200	.000	1

HOPKINS, T.J. - OF

AGE: 23; HT: 6-0; WT: 205; B/T: R/R; BORN: 1/16/97, Summerville, SC. SIGNED BY: Charles Aliano. RESIDES: Summerville, SC. OBTAINED: Selected in the ninth round of the 2019 First-Year Player Draft. PERSONAL: Played collegiately at the University of South Carolina where hit for the cycle on 3/10/19 vs Valparaiso...in 2018 was rated by D1 Baseball as the 31st-best prospect the SEC...graduated from Summerville HS.

Yr	Club	AVG	G	AB	R	H	2B	3B	HR	RBI	SH	SF	HB	BB	SO	SB	CS	OBP	SLG	E
2019	Billings-R	.267	54	202	40	54	11	3	5	30	2	3	2	19	52	12	2	.332	.426	4

ISABEL, Ibandel - 1B

PERSONAL: First name pronounced "E-bahn-Dell." AGE: 24; HT: 6-4; WT: 185; B/T: R/R; BORN: 6/20/95, San Cristobal, DR. SIGNED BY: Patrick Guerrero & Bob Engel (Dodgers)/RESIDES: Boca de Yaguete, DR. OBTAINED: Acquired from the Dodgers on 4/17/18 along with RHP Zach Neal in exchange for RHP Ariel Hernandez. CAREER NOTES: In 2019, selected as a Southern League All Star (midseason & postseason)...considered by Baseball America as the Reds organization's best power hitter...led the SL with 26 HR, winning the MiLB Joe Bauman Double-A Home Run Award...ranked fourth in the SL with 69 RBI...homered in 5 straight games from 5/20-5/25...in 2018, was the recipient of the Sheldon "Chief" Bender Award as the Reds Minor League Player of the Year...joined the Reds organization after going 5-for-21 with 1 HR in 6 games for the Dodgers' Class-A Rancho Cucamonga affiliate...traded to the Reds on 4/17 along with RHP Zach Neal for RHP Ariel Hernandez...belted 35 home runs for Advanced-A Daytona to set a new Florida State League record...the league's previous record stood for 68 years...became the first player in the 99-year history of the FSL to hit 35 HR in a season...his 36 regular-season home runs tied for the most in all of the minor leagues with Syracuse's Peter Alonso...hit 2 home runs for Daytona in the FSL playoffs to give him 38 HR in 117 total games...named Reds Minor League Co-Player of the Month for June (23g, .269, 11 HR, 23 RBI, .692 SLG, 1,048 OPS)...led the FSL in HR, slugging (.566) and total bases (213) while ranking second in RBI (75) and extra-base hits (46)...selected as a FSL full-season All-Star...twice was named FSL Player of the Week (5/28-6/3 & 8/6-8/12)...was recognized by Baseball America as the Reds' 25th-best prospect, the Best Power Hitter in the Reds organization and the Best Power Prospect in the FSL...selected by MLB.com as a Reds Organization All-Star...in 2017, was a California League midseason and postseason All-Star...ranked among California League leaders in home runs (2nd), RBI (T3rd) and slugging (.489, 5th)...his 28 HR were the most by all Dodgers farmhands while his 87 RBI ranked second...in 2016, was selected as a Pioneer League All-Star...in 2015, led Rookie AZL Dodgers with 4 triples in 47 games...in 2013, led Rookie DSL Dodgers in batting average (.327), doubles (15), RBI (31), total bases (98), on-base pct (.398), slugging (.500) and OPS (.898)...signed by the Dodgers as a non-drafted free agent on 4/5/13.

Yr	Club	AVG	G	AB	R	H	2B	3B	HR	RBI	SH	SF	HB	BB	SO	SB	CS	OBP	SLG	E
2013	DSL Dodgers-R	.327	57	196	25	64	15	5	3	31	2	1	4	20	50	1	3	.398	.500	6
2014	AZL Dodgers-R	.238	38	130	16	31	7	1	3	20	0	0	2	10	48	1	0	.303	.377	3
2015	AZL Dodgers-R	.295	47	149	29	44	7	4	5	26	1	1	1	13	57	5	1	.354	.497	15
2016	Ogden-R	.351	32	114	19	40	6	2	5	29	0	1	2	15	36	0	2	.432	.570	2
	Great Lakes-R	.273	24	88	17	24	5	1	7	15	0	1	1	9	41	1	2	.347	.591	0
2017	Rancho Cuca-A	.259	122	444	62	115	16	1	28	87	0	2	6	40	172	0	2	.327	.489	17
2018	Rancho Cuca-A	.238	6	21	1	5	2	0	1	3	0	0	0	2	9	0	0	.304	.476	1
	Daytona-A	.258	104	376	62	97	11	0	35	75	0	1	7	36	152	1	1	.333	.566	7
2019	Chattanooga-AA	.243	91	334	52	81	12	1	26	69	0	2	6	26	153	0	0	.307	.518	1
Minor Totals - 7 yrs		.271	521	1852	283	501	81	15	113	355	3	8	29	171	718	9	11	.340	.513	52

INIRIO, Wencer - 3B

AGE: 17; HT: 6-3; WT: 190; B/T: R/R; BORN: 10/28/02, La Romana, DR. SIGNED BY: Carlos Pellerano, Richard Jimenez. RESIDES: La Romana, DR. OBTAINED: Signed as a non-drafted free agent on 7/2/19. CAREER NOTES: 2020 will be his first professional season.

JAY, Tyler - LHP AGE: 25; HT: 6-0; WT: 173; B/T: L/L; BORN: 4/19/94, Hinsdale, IL. SIGNED BY: Jeff Pohl (Twins). RESIDES: St. Petersburg, FL. OBTAINED: Acquired from Minnesota on 6/10/19 in exchange for cash. CAREER NOTES: In 2019, traded to the Reds from the Twins on 6/10 in exchange for cash...in 2018, bothered by a left groin strain in April...in 2017, bothered by left biceps tendinitis...pitched for Surprise in the prestigious Arizona Fall League...ranked by Baseball America as the Twins 10th-best prospect entering the 2018 season...in 2016, named Florida State League Pitcher of the Week on 6/6...selected as a FSL All-Star...named Minnesota's fifth-best prospect by Baseball America and the pitcher with the best slider in the system...in 2015, following his professional debut was named by Baseball America as the Twins fifth-best prospect. PERSONAL: Selected by the Twins in the first round (sixth overall) in the 2015 First-Year Player Draft...played collegiately at the University of Illinois where he finished his Illini career with a 10-6 record with a 1.68 ERA (128.2ip, 24er) and 143 strikeouts in 71 career apps (2 starts) over 3 seasons...in 2015, was named Big Ten Pitcher of the Year, Louisville Slugger First Team All-American and a semifinalist for the Dick Howser Trophy, Golden Spikes Award and National Pitcher of the Year...set Illinois school records for saves in a season (14, 2015) and career saves (24)...rated by Baseball America as having the best breaking ball, best command and closest to the Majors in the 2015 draft...graduated from Lemont HS (Frankfort, IL).

Yr	Club	W-L	ERA	G	GS	CG	SHO	SV	IP	H	R	ER	HR	BB	SO	WP	BK
2015	Ft. Myers-A	0-1	3.93	19	0	0	0	1	18.1	18	10	8	0	8	22	0	0
2016	Ft. Myers-A	5-5	2.84	13	13	0	0	0	69.2	64	24	22	5	21	68	5	0
	Chattanooga-AA	0-0	5.79	5	2	0	0	0	14.0	13	10	9	2	5	9	1	0
2017	Chattanooga-AA	0-0	4.50	2	0	0	0	0	2.0	1	1	1	1	3	2	1	0
	GCL Twins-R	0-0	4.91	3	1	0	0	0	3.2	6	4	2	1	1	7	0	0
	Ft. Myers-A	3-0	1.50	3	0	0	0	0	6.0	4	1	1	0	0	10	1	0
2018	Chattanooga-AA	4-5	4.22	38	2	0	0	2	59.2	74	38	28	7	20	49	7	0
2019	Pensacola-AA	1-2	4.82	17	0	0	0	1	28.0	36	19	15	1	19	27	1	0
	AZL Reds-R	0-0	9.00	2	1	0	0	0	2.0	3	2	2	0	0	5	0	0
	Chattanooga-AA	0-0	3.03	18	0	0	0	0	32.2	34	11	11	1	12	33	1	1
Minor Totals - 5 yrs		13-13	3.78	120	19	0	0	4	236.0	253	120	99	18	89	232	17	1

JIMENEZ, Fraudys - INF AGE: 20; HT: 5-11; WT: 175; B/T: L/R; BORN: 5/4/99, Hato Mayor, DR. SIGNED BY: Emmanuel Cartagena. RESIDES: Hato Mayor, DR. OBTAINED: Signed as a non-drafted free agent on 7/4/17.

Yr	Club	AVG	G	AB	R	H	2B	3B	HR	RBI	SH	SF	HB	BB	SO	SB	CS	OBP	SLG	E
2018	DSL Reds-R	.289	37	121	19	35	2	3	0	12	1	0	2	16	16	10	4	.381	.355	5
2019																				(Injured - Did Not Play)

JOHNSON, Alex - RHP AGE: 19; HT: 6-6; WT: 220; B/T: R/R; BORN: 7/2/00, Buffalo, NY. SIGNED BY: Lee Seras. RESIDES: Buffalo, NY. OBTAINED: Selected in the 36th round of the 2019 First-Year Player Draft. PERSONAL: Graduated from McKinley HS (Buffalo, NY). CAREER NOTES: In 2019, his professional career was delayed by injury.

JOHNSON, Ivan - INF AGE: 21; HT: 6-0; WT: 200; B/T: S/R; BORN: 10/11/98, Atlanta, GA. SIGNED BY: John Poloni. RESIDES: Atlanta, GA. OBTAINED: Selected in the fourth round of the 2019 First-Year Player Draft. PERSONAL: Played collegiately at Chipola Junior College (Marianna, FL)...graduated from Kennesaw Mountain HS (GA).

Yr	Club	AVG	G	AB	R	H	2B	3B	HR	RBI	SH	SF	HB	BB	SO	SB	CS	OBP	SLG	E
2019	Greeneville-R	.255	46	188	27	48	10	1	6	22	2	0	2	18	46	11	4	.327	.415	5

JOHNSON, Jordan - RHP AGE: 26; HT: 6-4; WT: 196; B/T: R/R; BORN: 9/15/93, Sacramento, CA. SIGNED BY: Gil Kubski (Giants). RESIDES: Antelope, CA. OBTAINED: Acquired from San Francisco on 3/21/19 in exchange for OF Connor Joe and cash. CAREER NOTES: In 2019, traded by the Giants to the Reds on 3/21 in exchange for OF Connor Joe and cash...in 2018 hit his first career home run on 4/13, the first for a Richmond pitcher since 7/4/16 (Matt Gage)...hit his second home run on 4/30 to become only the second Richmond pitcher with 2 HR in a season (Craig Westcott, 2012). PERSONAL: Played 3 seasons at Cal State Northridge but missed most of his freshman and sophomore seasons after undergoing Tommy John surgery.

Yr	Club	W-L	ERA	G	GS	CG	SHO	SV	IP	H	R	ER	HR	BB	SO	WP	BK
2014	AZL Giants-R	0-0	0.00	3	0	0	0	0	2.2	0	0	0	0	2	3	0	0
2015	AZL Giants-R	0-1	1.54	7	7	0	0	0	23.1	19	6	4	0	1	32	2	0
	Salem-Keizer-A	0-1	3.86	1	1	0	0	0	4.2	5	2	2	0	0	6	0	0
	San Jose-A	2-3	4.31	6	6	0	0	0	31.1	34	17	15	3	10	33	2	0
2016	San Jose-A	8-9	5.33	22	22	0	0	0	120.0	133	78	71	24	39	111	11	2
2017	Richmond-AA	4-6	4.48	21	15	0	0	0	92.1	89	51	46	12	37	65	5	1
2018	Richmond-AA	6-7	3.63	15	15	2	0	0	79.1	80	38	32	3	31	77	14	3
	Sacramento-AAA	1-6	4.66	11	11	0	0	0	58.0	56	32	30	3	33	37	1	1
2019	Chattanooga-AA	0-6	6.98	9	9	0	0	0	38.2	40	36	30	3	29	39	5	0
	AZL Reds-R	0-0	3.00	4	4	0	0	0	6.0	7	2	2	0	0	6	0	0
	Dayton-A	0-1	9.53	2	2	0	0	0	5.2	9	6	6	1	1	3	1	0
Minor Totals - 6 yrs		21-40	4.64	101	92	2	0	0	462.0	472	268	238	49	183	412	41	7

JORDAN, Andrew - RHP AGE: 22; HT: 6-3; WT: 180; B/T: R/R; BORN: 8/3/97, Gastonia, NC. SIGNED BY: Perry Smith. RESIDES: Gastonia, NC. OBTAINED: Selected in the 13th round of the 2015 First-Year Player Draft. CAREER NOTES: In 2016, was selected as a Pioneer League All-Star. PERSONAL: Graduated from Hunter Huss HS (NC).

Yr	Club	W-L	ERA	G	GS	CG	SHO	SV	IP	H	R	ER	HR	BB	SO	WP	BK
2015	AZL Reds-R	0-0	1.65	8	1	0	0	1	16.1	9	3	3	0	2	19	2	0
2016	Billings-R	1-6	5.43	13	12	0	0	0	54.2	63	37	33	6	21	59	4	0
2017	Dayton-A	7-8	4.66	25	25	0	0	0	131.1	121	74	68	17	37	113	6	0
2018	Dayton-A	1-7	8.82	10	10	0	0	0	33.2	55	45	33	6	30	28	10	0
	Dayton-A	2-3	3.83	10	10	0	0	0	54.0	55	28	23	2	17	34	2	1
2019	Dayton-A	0-0	0.00	1	1	0	0	0	5.0	3	0	0	0	4	6	2	0
Minor Totals - 5 yrs		11-24	4.88	67	59	0	0	1	295.0	306	187	160	31	111	259	26	1

JORGE, Felix - RHP PRONUNCIATION: hor-hay, FEH-hicks. AGE: 27; HT: 6-2; WT: 178; B/T: R/R; BORN: 1/2/94, Santiago, DR. SIGNED BY: Fred Guerrero (Twins). RESIDES: Santiago, DR. OBTAINED: Signed as a minor league free agent on 1/9/19. CAREER NOTES: In 2019, missed the entire season due to injury...in 2018, designated for assignment by the Twins on 6/29 and released on 7/6...resigned with Min to a minor league contract on 7/11...declared a minor league free agent on 11/2...in 2017, made his Major League debut and earned the win on 7/1 at KC (5ip, 7h, 3r, 1bb)...recorded his first strikeout in the third inning of that game (Whit Merrifield)...optioned back to Double-A Chattanooga that night...considered by Baseball America as having the best control in the Twins organization entering the 2018 season...in 2016, added to Twins 40-man roster on 11/18...named by Baseball America the eighth-best prospect in the Minnesota system...MLB.

com Florida State League Player of the Month for June (5-0, 1.59era, 34ip, 6er)...Florida State League All-Star...in 2015, named Midwest League Pitcher of the Week on 4/20...named Twins Minor League Player of the Week on 7/24...Midwest League All-Star...selected by Baseball America as the 24th-best prospect in the Twins system...in 2014, named Appalachian League Pitcher of the Year and Postseason All-Star...named by Baseball America as a Rookie Class-A All-Star and Minnesota's 28th-best prospect...in 2013, rated by Baseball America as the Twins 17th-best prospect...in 2011, signed by the Minnesota Twins as a non-drafted free agent on 2/21/11.

Yr	Club	W-L	ERA	G	GS	CG	SHO	SV	IP	H	R	ER	HR	BB	SO	WP	BK
2011	DSL Twins	2-1	2.67	9	5	0	0	1	27.0	19	12	8	0	9	26	4	1
2012	GCL Twins-R	0-3	2.34	12	7	0	0	1	34.2	30	11	9	0	12	37	5	1
2013	Elizabethton-R	2-2	2.95	12	12	0	0	0	61.0	56	26	20	2	18	72	5	1
2014	Cedar Rapids-A	2-5	9.00	12	8	0	0	0	39.0	57	40	39	9	20	23	5	0
	Elizabethton-R	4-2	2.59	12	12	2	1	0	66.0	58	20	19	2	14	61	4	0
2015	Cedar Rapids-A	6-7	2.79	23	22	0	0	0	142.0	118	52	44	11	32	114	6	2
2016	Ft. Myers-A	9-3	1.55	14	14	2	1	0	93.0	76	19	16	3	11	77	3	0
	Chattanooga-AA	3-5	4.12	11	11	1	0	0	74.1	83	34	34	7	12	32	2	0
2017	Chattanooga-AA	10-3	3.54	22	22	0	0	0	134.2	142	57	53	11	37	99	4	1
	MINNESOTA	1-0	10.57	2	2	0	0	0	7.2	14	9	9	4	2	4	0	0
	Rochester-AAA	0-1	5.02	3	3	0	0	0	14.1	19	8	8	3	3	9	0	0
2018	GCL Twins-R	1-0	0.00	2	1	0	0	0	3.0	2	1	0	0	0	2	1	0
2019									(Injured - Did Not Pitch)								
Major Totals - 1 yr		1-0	10.57	2	2	0	0	0	7.2	14	9	9	4	2	4	0	0
Minor Totals - 8 yrs		39-32	3.27	132	117	5	2	2	689.0	660	280	250	48	168	552	39	6

JUAREZ, Raul - INF AGE: 21; HT: 6-1; WT: 165; B/T: R/R; BORN: 5/21/98, Carabobo, VZ. SIGNED BY: Jose Fuentes. RESIDES: Carabobo, VZ. OBTAINED: Signed as a non-drafted free agent on 2/10/15. CAREER NOTES: In 2019, named Appalachian Player of the Week on 7/28.

Yr	Club	AVG	G	AB	R	H	2B	3B	HR	RBI	SH	SF	HB	BB	SO	SB	CS	OBP	SLG	E
2015	DSL Reds-R	.205	49	166	18	34	8	2	2	18	3	1	11	9	37	5	4	.289	.313	16
2016	DSL Reds-R	.306	57	180	25	55	7	1	6	31	3	3	11	19	34	3	4	.399	.456	9
2017	AZL Reds-R	.278	35	115	12	32	3	0	0	14	2	4	6	22	2	2	.331	.304	11	
2018	Greeneville-R	.208	32	101	12	21	4	0	2	13	2	1	3	5	26	0	0	.264	.307	5
2019	Greeneville-R	.203	35	123	17	25	5	0	6	15	0	1	7	7	32	0	0	.283	.390	11
Minor Totals - 5 yrs		.244	208	685	84	167	27	3	16	91	8	8	36	46	151	10	10	.321	.362	52

KARCHER, Ricky - RHP AGE: 22; HT: 6-4; WT: 195; B/T: R/R; BORN: 9/18/97, Saline, MI. SIGNED BY: Jonathan Reynolds. RESIDES: Saline, MI. OBTAINED: Selected in the 13th round of the 2017 First-Year Player Draft. PERSONAL: Played collegiately at Walters State Community College and the University of Michigan...his father Rick played in the Atlanta Braves organization.

Yr	Club	W-L	ERA	G	GS	CG	SHO	SV	IP	H	R	ER	HR	BB	SO	WP	BK
2017	AZL Reds-R	0-3	10.67	7	4	0	0	0	14.1	18	20	17	1	13	14	10	0
2018	Greeneville-R	0-3	8.33	10	10	0	0	0	31.1	46	35	29	3	27	22	12	0
2019	Billings-R	0-0	4.61	4	4	0	0	0	13.2	8	7	7	4	9	17	2	0
Minor Totals - 3 yrs		0-6	8.04	21	18	0	0	0	59.1	72	62	53	8	49	53	24	0

KEYS, J.C. - RHP AGE: 23; HT: 5-11; WT: 195; B/T: R/R; BORN: 10/9/96, Hattiesburg, MS. SIGNED BY: Jonathan Reynolds. RESIDES: Hattiesburg, MS. OBTAINED: Selected in the 23rd round of the 2019 First-Year Player Draft. PERSONAL: Played collegiately at the University of Southern Mississippi...graduated from Oak Grove HS (MS).

Yr	Club	W-L	ERA	G	GS	CG	SHO	SV	IP	H	R	ER	HR	BB	SO	WP	BK
2019	Greeneville-R	1-1	3.77	5	3	0	0	0	14.1	12	7	6	0	7	21	0	0

KOCH, Ian - RHP AGE: 22; HT: 6-5; WT: 225; B/T: R/R; BORN: 8/18/97, Crystal Lake, IL. SIGNED BY: Andy Stack. RESIDES: Wonder Lake, IL. OBTAINED: Signed as a non-drafted free agent on 7/30/18. PERSONAL: Played collegiately at Western Illinois University where in 2018 he was named First Team All-Summit League...graduated from Crystal Lake Central HS (IL)...TWITTER: @iankoch27.

Yr	Club	W-L	ERA	G	GS	CG	SHO	SV	IP	H	R	ER	HR	BB	SO	WP	BK
2018	Greeneville-R	0-0	1.17	6	0	0	0	0	7.2	6	2	1	0	4	8	2	0
2019	AZL Reds-R	0-1	13.50	1	1	0	0	0	0.2	3	5	1	1	1	0	0	0
	Billings-R	5-0	3.38	15	0	0	0	1	34.2	33	13	13	2	8	32	8	0
Minor Totals - 2 yrs		5-1	3.14	22	1	0	0	1	43.0	42	20	15	3	13	40	10	0

KOLOZSVARY, Mark - C PRONUNCIATION: COLES-very. AGE: 24; HT: 5-8; WT: 180; B/T: R/R; BORN: 9/4/95, Taveras, FL. SIGNED BY: Sean Buckley. RESIDES: Taveras, FL. OBTAINED: Selected in the seventh round of the 2017 First-Year Player Draft. CAREER NOTES: In 2018, following the season played for the Scottsdale Scorpions in the prestigious Arizona Fall League...selected by Baseball America as the Best Defensive Catcher in the Reds organization...in 2017, hit safely in 13 straight games from 7/26-8/26. PERSONAL: Played collegiately at the University of Florida where he was a 2-year member of the SEC Academic Honor Roll...graduated from Taveras HS (FL).

Yr	Club	AVG	G	AB	R	H	2B	3B	HR	RBI	SH	SF	HB	BB	SO	SB	CS	OBP	SLG	E
2017	Billings-R	.305	28	95	19	29	7	0	1	15	0	1	1	8	30	1	0	.362	.411	2
2018	Dayton-A	.225	82	275	26	62	16	1	3	27	0	1	10	24	76	3	0	.310	.324	8
2019	Daytona-A	.188	79	234	26	44	11	1	6	21	1	1	17	38	78	0	4	.341	.321	7
Minor Totals - 3 yrs		.224	189	604	71	135	34	2	10	63	1	3	28	70	184	4	4	.330	.336	17

KRAVETZ, Evan - LHP AGE: 23; HT: 6-8; WT: 240; B/T: L/L; BORN: 12/19/96, Miami, FL. SIGNED BY: Nick Christiani. RESIDES: Miami, FL. OBTAINED: Selected in the fifth round of the 2019 First-Year Player Draft. PERSONAL: Played collegiately at Rice University where in 2019 was selected to the All-Conference USA Second Team...named National Pitcher of the Week in April 2019...member of the Academic Honor Roll...graduated from Gulliver Prep HS (St. Pinerec, FL).

Yr	Club	W-L	ERA	G	GS	CG	SHO	SV	IP	H	R	ER	HR	BB	SO	WP	BK
2019	Greeneville-R	0-0	0.00	1	1	0	0	0	1.0	0	0	0	0	0	0	0	0

LANTIGUA, Danny - OF AGE: 21; HT: 6-1; WT: 165; B/T: S/R; BORN: 3/7/99, La Romana, DR. SIGNED BY: Richard Jimenez. RESIDES: La Romana, DR. OBTAINED: Signed as a first-year minor league player on 6/10/16. CAREER NOTES: In 2018, rated by Baseball America as the Reds' 24th-best prospect...was among Arizona League leaders in extra-base hits (26, 1st), RBI (37, T1st), at-bats (197, T2nd), total bases (92, 3rd), triples (6, 3rd), home runs (8, T3rd) and games (52, 4th).

Yr	Club	AVG	G	AB	R	H	2B	3B	HR	RBI	SH	SF	HB	BB	SO	SB	CS	OBP	SLG	E
2017	DSL Reds-R	.200	17	60	6	12	3	2	0	7	0	0	0	4	22	1	0	.250	.317	2
2018	AZL Reds-R	.223	52	197	26	44	12	6	8	37	0	3	2	13	75	5	4	.274	.467	8
2019	Greenville-R	.185	53	195	19	36	6	5	3	18	1	1	2	7	97	1	2	.220	.313	6
Minor Totals - 3 yrs		.204	122	452	51	92	21	13	11	62	1	4	4	24	194	7	6	.248	.381	16

LANTIGUA, Israel - RHP AGE: 21; HT: 6-3; WT: 190; B/T: R/R; BORN: 2/9/99, Santo Domingo, DR. SIGNED BY: Edgar Melo. RESIDES: Santo Domingo, DR. OBTAINED: Signed as a non-drafted free agent on 5/4/17.

Yr	Club	W-L	ERA	G	GS	CG	SHO	SV	IP	H	R	ER	HR	BB	SO	WP	BK
2017	DSL Rojos-R	0-0	6.62	12	0	0	0	0	17.2	14	15	13	3	19	13	8	0
2018	DSL Reds-R	0-1	4.45	18	0	0	0	3	28.1	19	19	14	2	20	26	13	0
2019	DSL Reds-R	1-0	6.00	20	0	0	0	1	30.0	31	26	20	1	35	25	9	0
Minor Totals - 3 yrs		1-1	5.57	50	0	0	0	4	76.0	64	60	47	6	74	64	30	0

LAR, Miguel - RHP AGE: 20; HT: 6-1; WT: 170; B/T: R/R; BORN: 10/3/99, San Pedro de Macoris, DR. SIGNED BY: Felix Romero and Richard Jimenez. RESIDES: San Pedro de Macoris, DR. OBTAINED: Signed as a non-drafted free agent on 2/9/18.

Yr	Club	W-L	ERA	G	GS	CG	SHO	SV	IP	H	R	ER	HR	BB	SO	WP	BK
2018	DSL Reds-R	3-2	3.04	18	0	0	0	1	47.1	44	23	16	1	22	43	8	0
2019	AZL Reds-R	4-3	4.31	14	5	0	0	0	54.1	60	34	26	4	29	41	3	1
Minor Totals - 2 yrs		7-5	3.72	32	5	0	0	1	101.2	104	57	42	5	51	84	11	1

LAVALLEY, Gavin - 1B AGE: 25; HT: 6-3; WT: 215; B/T: R/R; BORN: 12/28/94, Shawnee, OK. SIGNED BY: Mike Keenan. RESIDES: Choctaw, OK. OBTAINED: Selected in the fourth round of the 2014 First-Year Player Draft. CAREER NOTES: In 2019, ranked among all Reds farmhands in RBI (56, 5th), walks (47, 7th) and doubles (22, T8th)...in 2018, his .992 fielding pct was best among all qualified Southern League first basemen...for Double-A Pensacola made 104 apps at 1B and 6 apps at 3B...in 2017, earned MVP honors at the Florida State League All-Star Game after belting a pair of 2-run homers to lead the North Division to a 5-2 win over the South...named Reds Minor League Player of the Month for April...his 15 home runs ranked 5th in the FSL...his 79 RBI were the most by all Reds farmhands while his 18 total home runs ranked second...ranked by MLB.com (15th) and Baseball America (21st) as one of the best prospects in the Reds system...in 2016, posted an 18-game hitting streak from 6/16-7/8 (26-75), the second-longest hitting streak of the season in the Florida State League...reached safely in 23 consecutive games from (6/16-7/14)...ranked T1st in the FSL with 29 doubles...in November was 1 of a dozen Reds minor leaguers to attend a leadership training program at West Point...in 2015, named Reds Minor League Player of the Month for June...produced a 14-game hitting streak from 5/27-6/11 (23-for-54, .426)...in 2014, was an Arizona League All-Star. PERSONAL: Graduated from Carl Albert HS (Midwest City, OK). TWITTER: @Gavin_LaValley.

Yr	Club	AVG	G	AB	R	H	2B	3B	HR	RBI	SH	SF	HB	BB	SO	SB	CS	OBP	SLG	E
2014	AZL Reds-R	.286	54	189	29	54	10	2	5	30	0	2	2	26	44	3	0	.374	.439	14
	Billings-R	.190	5	21	2	4	0	0	1	2	0	0	1	0	10	0	0	.227	.333	0
2015	Dayton-A	.267	125	469	52	125	29	1	4	53	0	4	7	50	114	4	1	.343	.358	23
2016	Dayton-A	.211	5	19	2	4	1	0	0	0	0	0	3	7	0	0	0	.318	.263	1
	Daytona-A	.275	92	338	50	93	29	2	11	61	0	4	3	29	72	0	0	.334	.470	10
2017	Daytona-A	.288	61	236	38	68	14	0	15	45	0	5	3	15	49	0	0	.332	.538	5
	Pensacola-AA	.251	67	247	24	62	16	0	3	34	0	4	2	19	67	0	0	.305	.352	2
2018	Pensacola-AA	.209	120	393	43	82	14	0	13	57	0	5	4	44	121	2	1	.291	.344	9
2019	Chattanooga-AA	.254	119	394	58	100	22	2	10	56	1	2	5	47	111	2	2	.339	.396	15
Minor Totals - 6 yrs		.257	648	2306	298	592	135	7	62	338	1	26	27	233	595	11	4	.329	.402	79

LEONES, Luis - OF AGE: 16; HT: 5-10; WT: 155; B/T: L/L; BORN: 6/12/03, Valencia, Carabobo, VZ. SIGNED BY: Ricardo Quintero, Richard Castro. RESIDES: Valencia, Carabobo, VZ. OBTAINED: Signed as a non-drafted free agent on 11/2/19. CAREER NOTES: 2020 will be his first professional season.

LIBERATORE, Ernesto - C AGE: 24; HT: 6-0; WT: 180; B/T: R/R; BORN: 3/26/96, El Llano, VZ. SIGNED BY: Jose Fuentes. RESIDES: Zulia, VZ. OBTAINED: Signed as a non-drafted free agent on 11/20/13. CAREER NOTES: In 2018, limited to 2 games due to injury (left wrist surgery).

Yr	Club	AVG	G	AB	R	H	2B	3B	HR	RBI	SH	SF	HB	BB	SO	SB	CS	OBP	SLG	E
2014	DSL Rojos-R	.225	38	102	11	23	6	0	1	13	4	1	7	8	34	1	3	.322	.314	10
2015	DSL Reds-R	.233	50	163	15	38	10	0	1	24	0	2	5	8	30	5	4	.287	.313	10
2016	AZL Reds-R	.085	15	47	3	4	4	0	0	2	0	0	0	2	16	0	0	.122	.170	5
	Dayton-A	.111	3	9	0	1	0	0	0	0	0	0	0	2	0	0	0	.111	.111	0
	Daytona-A	.333	1	3	0	1	0	0	0	0	0	0	0	0	0	0	0	.333	.333	0
2017	AZL Reds-R	.238	21	63	9	15	2	0	1	5	0	0	1	9	16	0	0	.342	.317	5
2018	Greenville-R	.333	2	6	2	2	0	0	1	2	0	0	0	2	0	0	0	.286	.833	1
2019	Dayton-A	.267	8	30	3	8	1	0	1	2	0	0	0	10	0	0	0	.267	.400	2
	Daytona-A	.091	4	11	0	1	1	0	0	1	0	1	0	0	8	0	0	.083	.182	0
Minor Totals - 6 yrs		.214	142	434	43	93	24	0	5	49	4	5	13	27	118	6	7	.278	.304	33

LILLIE, Ryan - RHP AGE: 23; HT: 5-11; WT: 210; B/T: R/R; BORN: 5/1/96, Murrieta, CA. SIGNED BY: Robby Corsaro (Marlins). RESIDES: Murrieta, CA. OBTAINED: Acquired from the Miami Marlins on 10/6/18 in exchange for international amateur signing bonus pool space. CAREER NOTES: In 2019, ranked among all Reds farmhands in innings pitched (135.1, 5th), strikeouts (110, 8th) and starts (25, 8th)...in 2018, selected as a South Atlantic League All-Star while with Class-A Greensboro...overall went 6-7 with a 3.44 ERA in 22 starts with 3 teams (117.2ip, 110K, .238avg, 1.10 WHIP)...traded to the Reds from the Marlins on 10/6 in exchange for international bonus pool space...in 2017, ranked by MLB.com as the Marlins' 25th-best prospect...selected by Miami in the fifth round of the First-Year Player Draft. PERSONAL: Played collegiately at the University of California-Riverside...graduated from Vista Murrieta HS (CA)...his mother, Sue, played volleyball at Cal State Fullerton. TWITTER: @LillieRyan27.

Yr	Club	W-L	ERA	G	GS	CG	SHO	SV	IP	H	R	ER	HR	BB	SO	WP	BK
2017	GCL Marlins-R	0-0	0	2	0	0	0	0	2.2	0	0	0	0	1	3	0	0
	Greensboro-A	0-0	0	1	0	0	0	0	2.0	1	0	0	0	0	4	0	0
	Batavia-A	0-5	4.35	9	7	0	0	0	31.0	34	22	15	1	5	27	5	1
2018	GCL Marlins-R	0-1	10.13	1	1	0	0	0	2.2	6	6	3	0	3	6	0	0
	Greensboro-A	6-2	2.58	14	14	2	2	0	80.1	68	32	23	8	10	77	1	0
	Jupiter-A	0-4	4.93	7	7	0	0	0	34.2	32	20	19	4	11	27	3	0
2019	Daytona-A	3-8	3.74	20	20	0	0	0	110.2	100	54	46	15	33	90	1	0
	Chattanooga-AA	1-4	8.39	6	5	0	0	0	24.2	33	25	23	4	11	20	2	0
	Minor Totals - 3 yrs	10-24	4.02	60	54	2	2	0	288.2	274	159	129	32	74	254	12	1

LLOYD, Matt - OF AGE: 24; HT: 6-1; WT: 210; B/T: L/R; BORN: 3/17/96, Toronto, Ontario, CA. SIGNED BY: Ben Jones. RESIDES: Okotoks, Alberta, CA. OBTAINED: Selected in the 15th round of the 2019 First-Year Player Draft. PERSONAL: Played collegiately at Indiana University where he as a First Team All-Big Ten selection...also played at Iowa Western Community College...member of bronze medal-winning Team Canada at the 2014 Pan American Games...graduated from Foothills Composite HS (Okotoks, Alberta).

Yr	Club	AVG	G	AB	R	H	2B	3B	HR	RBI	SH	SF	HB	BB	SO	SB	CS	OBP	SLG	E
2019	Billings-R	.245	27	98	14	24	5	0	5	12	0	0	0	13	28	0	0	.333	.449	1
	Dayton-A	.224	23	76	11	17	6	0	3	11	0	0	1	10	21	1	2	.322	.421	2
Minor Totals - 1 yr		.236	50	174	25	41	11	0	8	23	0	0	1	23	49	1	2	.328	.437	3

LOFSTROM, Morgan - C AGE: 24; HT: 6-0; WT: 201; B/T: L/R; BORN: 8/17/95, Nelson, British Columbia, Canada. SIGNED BY: Bill Byckowski. RESIDES: West Kelowna, British Columbia, Canada. OBTAINED: Selected in the 20th round of the 2013 First-Year Player Draft. PERSONAL: Graduated from Mount Boucherie Secondary School (West Kelowna, BC). TWITTER: @Morganlofstrom.

Yr	Club	AVG	G	AB	R	H	2B	3B	HR	RBI	SH	SF	HB	BB	SO	SB	CS	OBP	SLG	E
2014	AZL Reds-R	.215	24	79	4	17	4	0	0	5	0	0	2	1	21	0	0	.244	.266	3
2015	AZL Reds-R	.250	6	12	1	3	0	0	0	0	0	0	1	2	3	1	0	.400	.250	1
2016	AZL Reds-R	.265	10	34	6	9	2	0	1	3	0	0	2	2	7	0	0	.342	.412	2
	Billings-R	.197	22	66	5	13	4	0	1	8	2	0	2	4	26	0	1	.264	.303	1
2017	Billings-R	.202	25	84	13	17	3	0	1	12	2	1	1	7	25	1	0	.269	.274	2
	Dayton-A	.300	3	10	1	3	0	0	0	0	0	0	1	2	0	0	0	.364	.300	0
2018	Dayton-A	.250	11	28	3	7	3	0	0	2	0	0	1	3	12	0	0	.344	.357	3
	Daytona-A	.206	29	97	8	20	2	1	2	8	0	0	2	2	29	0	0	.238	.309	2
	Louisville-AAA	.300	3	10	0	3	0	0	0	1	0	0	0	1	0	0	0	.300	.300	0
2019	Dayton-A	.258	64	213	23	55	15	2	3	23	2	2	5	8	82	0	0	.298	.390	6
Minor Totals - 6 yrs		.232	197	633	64	147	33	3	8	62	6	3	16	30	208	2	1	.283	.332	20

LOPEZ, Alejo - INF PRONUNCIATION: uh-LAY-hoe. AGE: 23; HT: 5-10; WT: 170; B/T: S/R; BORN: 5/5/96, Mexico City, MX. SIGNED BY: Dan Cholowsky. RESIDES: Phoenix, AZ. OBTAINED: Selected in the 27th round of the 2015 First-Year Player Draft. CAREER NOTES: In 2019, selected as a Florida State League All-Star and a MiLB.com Organizational All-Star...ranked among FSL leaders in hits (138, 2nd) and runs (67, 4th)...ranked among all Reds farmhands in hits (2nd), plate apps (540, 2nd), runs (4th) and games (124, 6th)...in 2018, selected as an MiLB.com Reds Organization All-Star...for Class-A Dayton, hit safely in 14 straight games from 7/28-8/11 (414, 24-for-58)...in 2017 ranked among all Pioneer League leaders in sac flys (7, 1st), games (67, T2nd), triples (6, T2nd)...had the third-lowest total plate apps per strikeout ratio (9.61)...reached base safely in 24 straight games from 7/17-8/16...in 2016, was the second-toughest batter to strike out in the Pioneer League (12.05 TPA/SO ratio). PERSONAL: Graduated from Greenway HS (Phoenix), the same high school attended by former Angels outfielder Tim Salmon...committed to Arizona State University before he was drafted in 2015. TWITTER: @alejo_lopez9.

Yr	Club	AVG	G	AB	R	H	2B	3B	HR	RBI	SH	SF	HB	BB	SO	SB	CS	OBP	SLG	E
2015	AZL Reds-R	.419	12	31	3	13	2	0	0	5	0	0	2	5	0	2	2	.526	.484	3
2016	Billings-R	.273	57	205	36	56	6	1	1	29	1	1	1	21	19	11	3	.342	.327	8
2017	Billings-R	.300	67	220	49	66	10	6	4	33	6	7	6	30	28	11	4	.388	.455	8
2018	Dayton-A	.321	65	234	29	75	16	2	0	17	1	3	4	18	31	7	6	.375	.406	6
2019	Daytona-A	.287	124	481	67	138	17	3	2	50	1	5	14	38	80	9	6	.353	.347	8
Minor Totals - 5 yrs		.297	325	1171	184	348	51	12	7	134	9	16	27	112	158	40	21	.367	.379	33

LOPEZ, Diomar - RHP AGE: 23; HT: 6-0; WT: 165; B/T: R/R; BORN: 12/15/96, Larreynaga, Nicaragua. SIGNED BY: Felix Feliz (Padres). RESIDES: Comarca Rota, León, Nicaragua. OBTAINED: Acquired from San Diego on 4/1/19 in exchange for RHP Matt Wisler. CAREER NOTES: In 2016, selected as a Northwest League All-Star...in 2013, signed with the Padres as a non-drafted free agent on 11/1/13.

Yr	Club	W-L	ERA	G	GS	CG	SHO	SV	IP	H	R	ER	HR	BB	SO	WP	BK
2014	DSL Padres-R	0-1	2.30	12	0	0	0	1	15.2	15	6	4	1	3	8	1	0
2015	DSL Padres-R	1-1	2.18	11	0	0	0	1	20.2	11	5	5	3	4	17	0	0
2016	Tri-City-A	4-1	2.98	20	0	0	0	2	42.1	39	19	14	2	10	38	4	1
2017	Fort Wayne-A	2-2	4.46	25	0	0	0	2	42.1	41	23	21	2	13	44	6	0
	Tri-City-A	0-0	0.00	1	0	0	0	0	2.0	0	0	0	0	0	3	0	0
	AZL Padres-R	0-0	1.50	4	0	0	0	1	6.0	2	3	1	0	1	5	0	0
2018	AZL Padres 2-R	1-0	4.50	2	0	0	0	0	4.0	5	2	2	0	1	3	0	0
	Lake Elsinore-A	0-0	9.90	6	0	0	0	0	10.0	16	13	11	3	4	7	4	0
	Fort Wayne-A	0-0	18.00	2	0	0	0	0	2.0	3	5	4	1	2	4	4	0
2019	Tri-City-A	2-2	2.73	23	0	0	0	2	29.2	27	18	9	1	7	42	3	0
	Daytona-A	4-1	2.72	28	0	0	0	2	43.0	40	17	13	1	9	53	4	0
	Minor Totals - 6 yrs	14-8	3.47	134	0	0	0	11	217.2	199	111	84	14	54	224	26	1

LOPEZ, Jefferson - RHP AGE: 19; HT: 6-1; WT: 185; B/T: R/R; BORN: 2/18/01, Tepic, Nayarit, MX. RESIDES: Goodyear, AZ. OBTAINED: Signed as a non-drafted free agent on 5/9/19.

Yr	Club	W-L	ERA	G	GS	CG	SHO	SV	IP	H	R	ER	HR	BB	SO	WP	BK
2019	AZL Reds-R	0-0	10.13	2	0	0	0	1	2.2	4	3	3	0	4	2	0	0

LOPEZ, Luis - SS AGE: 20; HT: 5-11; WT: 165; B/T: R/R; BORN: 11/30/99, Humacao, PR. SIGNED BY: Hector Otero. RESIDES: Yabucoa, PR. OBTAINED: Selected in the 33rd round of the 2018 First-Year Player Draft.

Yr	Club	AVG	G	AB	R	H	2B	3B	HR	RBI	SH	SF	HB	BB	SO	SB	CS	OBP	SLG	E
2018	AZL Reds-R	.226	29	84	14	19	2	0	1	7	2	1	2	8	24	4	0	.305	.286	5
2019	AZL Reds-R	.231	30	108	12	25	6	3	2	16	0	3	7	1	41	2	2	.277	.398	16
Minor Totals - 2 yrs		.229	59	192	26	44	8	3	3	23	2	4	9	9	65	6	2	.290	.349	21

LOPEZ, Misael - LHP AGE: 18; HT: 5-11; WT: 170; B/T: R/R; BORN: 11/2/01, Castanuela, DR. SIGNED BY: Alex Ahumada, Hector Otero. RESIDES: Montecristi, DR. OBTAINED: Signed as a non-drafted free agent on 7/2/18.

Yr	Club	W-L	ERA	G	GS	CG	SHO	SV	IP	H	R	ER	HR	BB	SO	WP	BK
2019	Saraperos de Saltillo	0-0	6.52	10	0	0	0	0	9.2	15	8	7	0	5	9	1	1

LORANT, Nestor - RHP AGE: 17; HT: 6-2; WT: 175; B/T: R/R; BORN: 5/4/02, San Felix, Bolivar, VZ. SIGNED BY: Ricardo Quintero, Richard Castro. RESIDES: Valencia, Carabobo, VZ. OBTAINED: Signed as a non-drafted free agent on 5/8/19.

Yr	Club	W-L	ERA	G	GS	CG	SHO	SV	IP	H	R	ER	HR	BB	SO	WP	BK
2019	DSL Reds-R	0-1	4.43	6	4	0	0	0	20.1	25	11	10	1	6	20	5	0

LORA, Thomas - SS AGE: 18; HT: 5-11; WT: 170; B/T: R/R; BORN: 11/2/01, Castanuela, DR. SIGNED BY: Hector Otero. RESIDES: Montecristi, DR. OBTAINED: Signed as a non-drafted free agent on 7/2/18.

Yr	Club	AVG	G	AB	R	H	2B	3B	HR	RBI	SH	SF	HB	BB	SO	SB	CS	OBP	SLG	E
2019	DSL Reds-R	.238	41	164	34	39	11	1	1	19	0	2	2	20	33	15	6	.324	.335	6

LORENZO, Squiorin - RHP AGE: 18; HT: 6-3; WT: 170; B/T: R/R; BORN: 9/10/02, Comendador, Elias Pena, DR. RESIDES: Santo Domingo, DR. OBTAINED: Signed as a non-drafted free agent on 10/25/19. CAREER NOTES: 2020 will be his first professional season.

LOZANO, Deybert - OF AGE: 20; HT: 6-1; WT: 165; B/T: L/R; BORN: 11/15/99, Valencia, VZ. SIGNED BY: Richard Jimenez. RESIDES: Valencia, VZ. OBTAINED: Signed as a non-drafted free agent on 2/7/17.

Yr	Club	AVG	G	AB	R	H	2B	3B	HR	RBI	SH	SF	HB	BB	SO	SB	CS	OBP	SLG	E
2017	DSL Reds-R	.200	24	80	12	16	3	0	0	2	1	0	2	11	17	4	4	.312	.238	0
	DSL Rojos-R	.250	12	40	5	10	1	0	0	1	1	0	0	2	6	1	2	.286	.275	0
2018	DSL Reds-R	.179	36	106	14	19	2	1	1	7	1	1	3	5	31	3	1	.235	.245	2
2019	DSL Reds-R	.208	36	125	14	26	8	2	1	16	0	2	4	6	21	5	3	.263	.328	2
Minor Totals - 3 yrs		.202	108	351	45	71	14	3	2	26	3	3	9	24	75	13	10	.269	.276	4

MACHORRO, Carlos - RHP PRONUNCIATION: muh-CHORE-oh. AGE: 23; HT: 6-2; WT: 175; B/T: R/R; BORN: 9/20/96, Monterrey, MX. SIGNED BY: Tony Arias. RESIDES: Cadereyta Jiménez, Nuevo León, MX. OBTAINED: Signed a first-year minor league contract on 6/14/14. CAREER NOTES: In 2018, limited to 6 games due to injury (left elbow surgery)...in 2017, in Dayton's 2-0 win on 5/20 combined with LHP Scott Moss and RHP Brian Hunter to no-hit Bowling Green...in 2016, had the lowest walk/9ip ratio (0.38; 1bb/23.2ip) and the second-lowest baserunners per 9ip ratio (7.23) in the Arizona League.

Yr	Club	W-L	ERA	G	GS	CG	SHO	SV	IP	H	R	ER	HR	BB	SO	WP	BK
2015	AZL Reds-R	1-0	1.50	5	0	0	0	2	12.0	7	3	2	0	4	13	0	0
	Billings-R	1-1	4.76	9	0	0	0	0	17.0	22	9	9	1	8	17	6	0
2016	AZL Reds-R	1-0	1.52	15	0	0	0	5	23.2	18	5	4	0	1	19	2	0
	Billings-R	0-2	9.00	8	0	0	0	0	11.0	16	11	11	5	3	11	1	0
2017	Dayton-A	2-3	2.29	29	0	0	0	1	51.0	33	17	13	1	20	43	4	1
2018	AZL Reds-R	0-0	0	3	1	0	0	0	4.0	1	0	0	0	0	6	0	0
	Billings-R	1-0	2.45	3	0	0	0	0	3.2	7	1	1	1	4	6	0	0
2019	Dayton-A	2-0	3.61	24	0	0	0	0	42.1	29	17	17	2	22	48	3	0
	Daytona-A	0-0	10.13	1	0	0	0	0	2.2	4	3	3	0	1	2	0	0
Minor Totals - 5 yrs		8-6	3.23	97	1	0	0	8	167.1	137	66	60	10	63	165	16	1

MANUEL, Maiker - RHP AGE: 21; HT: 6-2; WT: 175; B/T: R/R; BORN: 7/29/98, Higuey, DR. SIGNED BY: Felix Romero. RESIDES: Higuey, DR. OBTAINED: Signed as a non-drafted free agent on 12/7/16.

Yr	Club	W-L	ERA	G	GS	CG	SHO	SV	IP	H	R	ER	HR	BB	SO	WP	BK
2017	DSL Rojos-R	3-3	5.63	15	8	0	0	0	46.1	49	32	29	3	25	37	5	1
2018	DSL Reds-R	1-6	4.32	14	7	0	0	0	50.0	43	28	24	3	24	48	3	1
2019	AZL Reds-R	3-0	6.53	13	6	0	0	0	51.0	67	42	37	7	7	52	3	3
Minor Totals - 3 yrs		7-9	5.50	42	21	0	0	0	147.1	159	102	90	13	56	137	11	5

MARINAN, James - RHP PRONUNCIATION: MARE-uh-nun. AGE: 21; HT: 6-5; WT: 239; B/T: R/R; BORN: 10/10/98, Boynton Beach, FL. RESIDES: Boynton Beach, FL. OBTAINED: Acquired from the Dodgers on 7/4/18 along with RHP Aneurys Zabala in exchange for RHP Dylan Floro, RHP Zach Neal and international bonus pool space. CAREER NOTES: In 2019, rated by MLB.com as the 25th-best prospect in the Reds organization...in 2018, rated by Baseball America (17) and MLB.com (23) as one of the Reds' top prospects...went a combined 3-2 with a 3.35 ERA in 14 starts between Rookie AZL Dodgers and the Reds' Rookie affiliate Billings Mustangs...traded from the Dodgers to the Reds on 7/4 along with RHP Aneurys Zabala in exchange for RHP Dylan Floro, RHP Zach Neal and international cap space...in 2017, rated by MLB.com as the Dodgers' 19th-best prospect...selected by the Dodgers in the fourth round of the 2017 First-Year Player Draft. PERSONAL: Graduated from Park Vista HS in Lake Worth, FL, the same high school attended by the Nationals' Trea Turner. TWITTER: @marinan_james.

Yr	Club	W-L	ERA	G	GS	CG	SHO	SV	IP	H	R	ER	HR	BB	SO	WP	BK
2017	AZL Dodgers-R	2-0	1.59	9	6	0	0	0	17.0	14	5	3	0	14	14	1	0
2018	AZL Dodgers-R	0-0	0.84	3	3	0	0	0	10.2	11	4	1	0	4	11	0	0
	Billings-R	3-2	3.98	11	11	0	0	0	43.0	49	23	19	1	19	39	11	1
2019	Dayton-A	2-9	5.56	17	17	1	0	0	79.1	96	53	49	10	30	48	11	1
Minor Totals - 3 yrs		7-11	4.32	40	37	1	0	0	150.0	170	85	72	11	67	112	23	2

MARRERO, Wendell - OF AGE: 19; HT: 6-2; WT: 195; B/T: L/L; BORN: 11/28/00, Bayamon, PR. **SIGNED BY:** Hector Otero. **RESIDES:** Dorado, PR. **OBTAINED:** Signed as a non-drafted free agent on 6/13/19. **CAREER NOTES:** In 2019, his .324 batting average ranked fourth in the organization.

Yr	Club	AVG	G	AB	R	H	2B	3B	HR	RBI	SH	SF	HB	BB	SO	SB	CS	OBP	SLG	E
2019	AZL Reds-R	.324	30	102	18	33	4	2	3	21	0	0	6	12	33	0	0	.425	.490	3

MARTINEZ, Juan - 3B AGE: 21; HT: 6-0; WT: 219; B/T: R/R; BORN: 11/8/98, Guasipati, Bolivar, VZ. **SIGNED BY:** Jose Fuentes. **RESIDES:** Guasipati, Bolivar, VZ. **OBTAINED:** Signed as a non-drafted free agent, 10/1/15. **CAREER NOTES:** In 2019, ranked among organizational leaders in games (129, 3rd) and doubles (22, T8th)...in 2018, rated by Baseball America the Reds' 20th-best prospect.

Yr	Club	AVG	G	AB	R	H	2B	3B	HR	RBI	SH	SF	HB	BB	SO	SB	CS	OBP	SLG	E
2016	DSL Rojas-R	.281	19	64	10	18	5	0	0	9	0	2	7	9	13	0	1	.415	.359	4
2017	AZL Reds-R	.220	40	141	25	31	10	1	0	19	0	1	9	13	43	2	1	.323	.305	10
2018	Greenville-R	.240	9	25	9	6	4	0	0	1	1	0	1	8	5	0	0	.441	.400	6
	Billings-R	.274	47	164	22	45	6	1	8	33	1	3	1	12	39	0	1	.322	.470	8
2019	Dayton-A	.238	129	441	49	105	22	4	8	50	1	1	10	51	112	1	2	.330	.361	38
	Minor Totals - 4 yrs	.246	244	835	115	205	47	6	16	112	3	7	28	93	212	3	5	.339	.374	66

MARTINEZ, Valentin - C AGE: 23; HT: 6-0; WT: 175; B/T: R/R; BORN: 9/21/96, Toluvejo, Colombia. **SIGNED BY:** Richard Jimenez. **RESIDES:** Toluvejo, Colombia. **OBTAINED:** Signed as a non-drafted free agent on 7/29/13.

Yr	Club	AVG	G	AB	R	H	2B	3B	HR	RBI	SH	SF	HB	BB	SO	SB	CS	OBP	SLG	E
2014	DSL Reds-R	.250	24	64	8	16	3	1	0	3	1	0	4	13	18	8	0	.407	.328	2
2015	DSL Rojas-R	.267	19	60	4	16	1	0	0	5	1	1	0	2	13	1	2	.286	.283	3
	DSL Reds-R	.500	2	4	2	2	0	0	0	0	1	0	0	1	0	0	0	.600	.500	0
2016	DSL Reds-R	.257	52	167	26	43	3	0	2	17	0	1	8	11	28	9	1	.332	.311	7
2017	AZL Reds-R	.292	22	72	9	21	4	2	1	14	0	1	3	5	20	0	1	.358	.444	6
2018	Greenville-R	.000	1	2	0	0	0	0	0	0	0	0	0	0	1	0	0	.000	.000	0
	Billings-R	.308	12	26	3	8	0	0	1	4	1	0	3	1	5	0	0	.400	.423	1
	Dayton-A	-	1	0	0	0	0	0	0	0	0	0	1	0	0	0	0	1.000	-	0
	Louisville-AAA	.136	8	22	1	3	0	0	0	1	0	0	0	6	0	0	0	.136	.136	0
2019	Louisville-AAA	.222	3	9	1	2	2	0	0	1	0	0	0	1	2	0	0	.300	.444	0
	Billings-R	.224	16	49	4	11	1	0	0	2	1	0	3	5	14	0	0	.333	.245	4
	Minor Totals - 6 yrs	.257	160	475	58	122	14	3	4	46	6	3	22	39	107	18	4	.340	.324	23

MAYSONET, Yomil - RHP AGE: 20; HT: 6-1; WT: 180; B/T: R/R; BORN: 1/9/00, San Juan, PR. **SIGNED BY:** Hector Otero. **RESIDES:** Carolina, PR. **OBTAINED:** Selected in the sixth round of the 2018 First-Year Player Draft. **PERSONAL:** Attended PJ Education School (Carolina, PR).

Yr	Club	W-L	ERA	G	GS	CG	SHO	SV	IP	H	R	ER	HR	BB	SO	WP	BK
2018	AZL Reds-R	0-1	15.19	4	2	0	0	0	5.1	14	11	9	0	4	5	0	0
2019																	

(Injured - Did Not Play)

McAFEE, Quincy - INF AGE: 22; HT: 5-11; WT: 185; B/T: R/R; BORN: 9/16/97, San Diego, CA. **SIGNED BY:** Jimmy Moran. **RESIDES:** Katy, TX. **OBTAINED:** Selected in the 26th round of the 2019 First-Year Player Draft. **CAREER NOTES:** In 2019, his .291 batting average ranked eighth in the organization. **PERSONAL:** Played collegiately at Pepperdine...graduated from Westside HS (Houston, TX) where as a senior, was named to the all-state 6A first team, named Texas 6A MVP and Texas 6A Infielder of the Year. **TWITTER:** @Quincy_Mack5.

Yr	Club	AVG	G	AB	R	H	2B	3B	HR	RBI	SH	SF	HB	BB	SO	SB	CS	OBP	SLG	E
2019	Billings-R	.291	60	196	30	57	10	0	1	23	2	4	6	17	25	4	3	.359	.357	6

McDONALD, Andrew - RHP AGE: 26; HT: 6-6; WT: 240; B/T: R/R; BORN: 12/24/94, Dayton, OH. **SIGNED BY:** Jeff Brookens. **RESIDES:** Mason, OH. **OBTAINED:** Selected in the ninth round of the 2018 First-Year Player Draft. **PERSONAL:** Played collegiately at Virginia Tech...graduated from Mason HS (OH) where he was named all-conference as a junior and senior, and earned Cincinnati Enquirer Player of the Year and Ohio High School Division 1 Player of the Year in 2013...has a twin sister (Kelsey).

Yr	Club	W-L	ERA	G	GS	CG	SHO	SV	IP	H	R	ER	HR	BB	SO	WP	BK
2018	Billings-R	3-2	4.46	22	0	0	0	2	38.1	34	24	19	2	18	43	8	1
2019	Dayton-A	0-2	9.33	9	0	0	0	0	18.1	31	21	19	4	13	11	1	0
	Billings-R	1-0	4.24	10	0	0	0	0	17.0	20	10	8	1	4	15	0	0
	Minor Totals - 2 yrs	4-4	5.62	41	0	0	0	2	73.2	85	55	46	7	35	69	9	1

MEDRANO, Miguel - RHP AGE: 22; HT: 6-0; WT: 165; B/T: R/R; BORN: 1/4/98, San Pedro de Macoris, DR. **RESIDES:** San Pedro de Macoris, DR. **OBTAINED:** Acquired from Texas on 2/21/18 in exchange for international amateur signing bonus pool space. **CAREER NOTES:** In 2019, named Pioneer League Pitcher of the Year and a PL All-Star (midseason & postseason)...in 2018, after being acquired by the Reds from the Rangers on 2/21 in exchange for international cap space, made a career-high 12 starts for Rookie Greenville, striking out 55 batters in 54.0 innings...in 2016, signed with the Rangers as a minor league free agent on 6/19.

Yr	Club	W-L	ERA	G	GS	CG	SHO	SV	IP	H	R	ER	HR	BB	SO	WP	BK
2016	DSL Rangers2-R	0-1	3.6	3	0	0	0	0	5.0	4	2	2	0	5	5	0	1
2017	DSL Rangers-R	5-1	2.59	12	10	0	0	0	59.0	53	18	17	2	7	61	1	2
2018	Greenville-R	2-4	5.5	12	12	0	0	0	54.0	75	40	33	8	17	55	5	1
2019	Billings-R	3-4	3.13	14	14	0	0	0	60.1	52	24	21	8	14	66	8	0
	Minor Totals - 4 yrs	10-10	3.68	41	36	0	0	0	178.1	184	84	73	18	43	187	14	4

MELO, Junior - C AGE: 22; HT: 6-2; WT: 175; B/T: R/R; BORN: 5/10/97, Bani, DR. **SIGNED BY:** Gary Peralta. **RESIDES:** Peravia, DR. **OBTAINED:** Signed as a non-drafted free agent on 12/7/16.

Yr	Club	AVG	G	AB	R	H	2B	3B	HR	RBI	SH	SF	HB	BB	SO	SB	CS	OBP	SLG	E
2017	DSL Reds-R	.289	28	90	11	26	4	1	0	6	2	0	1	6	11	0	3	.340	.356	2
2018	DSL Reds-R	.237	36	114	15	27	5	1	1	11	0	2	2	6	16	3	0	.282	.325	8
2019	DSL Reds-R	.307	43	163	27	50	14	3	3	31	0	2	4	12	16	2	2	.365	.485	2
	Minor Totals - 3 yrs	.281	107	367	53	103	23	5	4	48	2	4	7	24	43	5	5	.333	.403	12



MENDEZ, Willy - RHP AGE: 20; HT: 6-0; WT: 180; B/T: R/R; BORN: 3/27/00, Santiago de la Caballeros, DR. SIGNED BY: Carlos Pellerano. RESIDES: Santiago de la Caballeros, DR. OBTAINED: Signed as a first-year minor league player on 4/12/19.

Yr	Club	W-L	ERA	G	GS	CG	SHO	SV	IP	H	R	ER	HR	BB	SO	WP	BK
2019	DSL Reds-R	3-1	6.98	18	0	0	0	0	29.2	26	26	23	0	34	23	17	0

MEY, Luis - RHP AGE: 18; HT: 6-2; WT: 160; B/T: R/R; BORN: 6/24/01, San Pedro de Macoris, DR. SIGNED BY: Felix Romero. RESIDES: San Pedro de Macoris, DR. OBTAINED: Signed as a non-drafted free agent on 7/2/18.

Yr	Club	W-L	ERA	G	GS	CG	SHO	SV	IP	H	R	ER	HR	BB	SO	WP	BK
2019	AZL Reds-R	0-5	8.39	13	12	0	0	0	39.2	64	51	37	4	28	28	17	0

MOJICA, Ariel - RHP AGE: 21; HT: 6-2; WT: 185; B/T: R/R; BORN: 9/20/98, Yaguatae, DR. SIGNED BY: Richard Jimenez. RESIDES: San Cristobal, DR. OBTAINED: Signed as a first-year minor league player on 10/15/16.

Yr	Club	W-L	ERA	G	GS	CG	SHO	SV	IP	H	R	ER	HR	BB	SO	WP	BK
2017	DSL Rojas-R	4-5	4.54	20	0	0	0	2	37.2	40	22	19	2	11	35	6	1
2018	AZL Reds-R	0-1	4.67	10	0	0	0	1	17.1	21	12	9	0	7	15	6	3
2019	AZL Reds-R	1-5	2.87	16	0	0	0	3	31.1	35	18	10	1	12	32	5	1
Minor Totals - 3 yrs		5-11	3.96	46	0	0	0	6	86.1	96	52	38	3	30	82	17	5

MORENO, Pedro - RHP AGE: 22; HT: 6-5; WT: 200; B/T: R/R; BORN: 3/8/98, Santo Domingo, DR. SIGNED BY: Felix Romero. RESIDES: Santo Domingo, DR. OBTAINED: Signed as a non-drafted free agent on 6/8/17.

Yr	Club	W-L	ERA	G	GS	CG	SHO	SV	IP	H	R	ER	HR	BB	SO	WP	BK
2018	DSL Reds-R	0-6	4.85	14	13	0	0	0	55.2	60	42	30	2	24	53	7	3
2019	AZL Reds-R	0-2	4.35	16	0	0	0	1	31.0	41	24	15	2	12	31	0	0
	Greenville-R	0-0	0.00	1	0	0	0	0	1.1	2	3	0	0	2	1	0	0
Minor Totals - 2 yrs		0-8	4.60	31	13	0	0	1	88.0	103	69	45	4	38	85	7	3

MORETA, Dauri - RHP PRONUNCIATION: DOW-ree. AGE: 23 (turns 24 on 4/15); HT: 6-2; WT: 185; B/T: R/R; BORN: 4/15/96, Comendador, Elias Pina, DR. SIGNED BY: Richard Jimenez. RESIDES: Comendador, Elias Pina, DR. OBTAINED: Signed as a non-drafted free agent on 3/12/15. CAREER NOTES: In 2019, ranked among organizational leaders in WHIP (0.96, 4th) and ERA (2.35, 6th)...in 2016, among Arizona League leaders ranked T2nd with 20 appearances and T3rd with 53 strikeouts...ranked fourth among AZL relievers with a .170 opponents batting average.

Yr	Club	W-L	ERA	G	GS	CG	SHO	SV	IP	H	R	ER	HR	BB	SO	WP	BK
2015	DSL Reds-R	1-2	1.69	11	0	0	0	4	21.1	19	7	4	1	7	30	1	0
2016	AZL Reds-R	3-3	2.05	20	0	0	0	4	30.2	19	12	7	0	18	53	8	0
	Billings-R	0-0	0.00	2	0	0	0	0	2.2	1	1	0	0	3	3	1	0
2017	Billings-R	0-0	0.00	4	0	0	0	0	4.0	3	0	0	0	4	8	0	0
	Dayton-A	1-2	4.94	19	0	0	0	0	27.1	18	15	15	4	9	37	4	0
2018	Dayton-A	3-2	7.25	28	0	0	0	1	44.2	49	40	36	2	18	58	7	3
	Billings-R	1-1	4.91	11	0	0	0	3	11.0	10	8	6	1	9	21	6	0
2019	Daytona-A	1-0	2.35	35	0	0	0	2	57.1	46	18	15	6	9	64	4	0
Minor Totals - 5 yrs		10-10	3.75	130	0	0	0	14	199.0	165	101	83	14	77	274	31	3

MOTA, Reinardo - RHP AGE: 21; HT: 6-2; WT: 165; B/T: R/R; BORN: 11/14/98, San Pedro de Macoris, DR. SIGNED BY: Felix Romero. RESIDES: San Pedro de Macoris, DR. OBTAINED: Signed as a non-drafted free agent on 5/4/17.

Yr	Club	W-L	ERA	G	GS	CG	SHO	SV	IP	H	R	ER	HR	BB	SO	WP	BK
2017	DSL Rojas-R	1-0	3.04	16	0	0	0	0	23.2	25	13	8	1	15	21	7	1
2018	AZL Reds-R	0-0	8.72	14	0	0	0	0	21.2	33	23	21	1	14	12	9	2
2019	AZL Reds-R	0-1	19.89	6	0	0	0	1	6.1	6	15	14	0	12	8	4	0
	DSL Reds-R	2-0	7.82	6	0	0	0	0	12.2	14	13	11	0	13	11	6	0
Minor Totals - 3 yrs		3-1	7.55	42	0	0	0	1	64.1	78	64	54	2	54	52	26	3

MOUNT, Drew - OF AGE: 23; HT: 5-11; WT: 205; B/T: L/L; BORN: 3/24/96, Santa Clara, CA. SIGNED BY: Mike Keenan. RESIDES: Santa Clara, CA. OBTAINED: Selected in the 16th round of the 2018 First-Year Player Draft. CAREER NOTES: In 2019, his 17 steals ranked 19th in the organization...in 2018, made his professional debut with 65 games at Rookie Billings...named Reds Minor League Player of the Month for August (25g, .413, .606slg, 3hr, 11 2B, 43-for-104)...with 58 RBI ranked second in the Pioneer League...among all qualified PL outfielders, his .984 fielding pct. ranked T1st...his .310 batting average ranked third among all Reds farmhands. PERSONAL: Played collegiately at Kansas State where in 2018 was an All-Big 12 Honorable Mention and was named Collegiate Baseball National Player of the Week for 3/12/18...also played at De Anza College (Cupertino, CA) where in 2017, was selected to the Coast Golden Gate Conference First Team, Northern California First Team, and a ABCA/Rawlings Pacific Association Division Gold Glove winner...played safety for the San Jose State football team in 2014...graduated from Archbishop Mitty HS (San Jose, CA), the same school attended by NBA forward Aaron Gordon, MLB outfielder Mitch Haniger and silver-medal Olympic figure skater Polina Edmunds. TWITTER: @Drew_Mount

Yr	Club	AVG	G	AB	R	H	2B	3B	HR	RBI	SH	SF	HB	BB	SO	SB	CS	OBP	SLG	E
2018	Billings-R	.310	65	242	42	75	19	0	8	58	0	2	3	18	40	7	2	.362	.488	2
2019	Daytona-A	.253	76	281	33	71	12	4	1	33	0	1	2	13	84	17	7	.290	.335	5
Minor Totals - 2 yrs		.279	141	523	75	146	31	4	9	91	0	3	5	31	124	24	9	.324	.405	7

NAUGHTON, Packy - LHP PRONUNCIATION: NAUGHT-un. AGE: 22 (turns 23 on 4/16); HT: 6-1; WT: 190; B/T: R/L; BORN: 4/16/96, Boston, MA. SIGNED BY: Jeff Brookens. RESIDES: West Roxbury, MA. OBTAINED: Selected in the ninth round of the 2017 First-Year Player Draft. CAREER NOTES: In 2019, named the Reds Minor League Pitcher of the Year...selected as a Florida State League All-Star and a MiLB.com Organizational All-Star...finished among all Reds minor league leaders in most pitching categories...in 2018, selected by MLB.com as the Reds' 30th-best prospect...earned Reds Minor League Pitcher of the Month honors for August...named Midwest League Pitcher of the Week for 7/9-7/15...in 2017, ranked by Baseball America as the Reds' 28th-best prospect...twice named Pioneer League Pitcher of the Week (7/10-7/16 & 8/28-9/4). PERSONAL: Played at Virginia Tech...graduated from Boston Latin School (Boston, MA). TWITTER: @Packy_8.

Yr	Club	W-L	ERA	G	GS	CG	SHO	SV	IP	H	R	ER	HR	BB	SO	WP	BK
2017	Billings-R	3-3	3.15	14	12	0	0	0	60.0	58	24	21	5	20	63	2	0
2018	Dayton-A	5-10	4.03	28	28	0	0	0	154.0	168	73	69	12	34	137	6	1
2019	Daytona-A	5-2	2.63	9	9	0	0	0	51.1	49	16	15	2	9	50	3	0
	Chattanooga-AA	6-10	3.66	19	19	0	0	0	105.2	109	51	43	8	26	81	4	0
Minor Totals - 3 yrs		19-25	3.59	70	68	0	0	0	371.0	384	164	148	27	89	331	15	1

NIEVES, Yamil - OF AGE: 18; HT: 6-0; WT: 190; B/T: R/R; BORN: 7/13/01, Ponce, PR. SIGNED BY: Hector Otero. RESIDES: Santa Isabel, PR. OBTAINED: Signed as a non-drafted free agent on 6/13/01.

Yr	Club	AVG	G	AB	R	H	2B	3B	HR	RBI	SH	SF	HB	BB	SO	SB	CS	OBP	SLG	E
2019	AZL Reds-R	.222	12	27	2	6	1	0	0	3	0	0	0	1	9	0	0	.250	.259	0

NINO, Jeffry - RHP AGE: 23; HT: 6-4; WT: 170; B/T: R/R; BORN: 9/26/96, Barranquilla, Colombia. SIGNED BY: Jose Valdelamar. RESIDES: Soledad, Atlantico, Colombia. OBTAINED: Signed as a non-drafted free agent on 11/29/14.

Yr	Club	W-L	ERA	G	GS	CG	SHO	SV	IP	H	R	ER	HR	BB	SO	WP	BK
2015	DSL Rojos-R	0-3	4.65	16	4	0	0	0	31.0	26	20	16	0	15	17	7	0
2016	DSL Rojos-R	2-4	5.49	16	7	0	0	0	57.1	57	40	35	2	26	40	16	0
2017	DSL Rojos-R	1-4	5.26	15	3	0	0	3	39.1	43	33	23	2	22	27	8	0
2018	AZL Reds-R	1-2	5.19	16	0	0	0	0	26.0	31	17	15	0	12	20	10	0
2019	Billings-R	2-2	2.45	19	0	0	0	0	25.2	21	11	7	0	10	39	7	2
Minor Totals - 5 yrs		6-15	4.82	82	14	0	0	3	179.1	178	121	96	4	85	143	48	2

NORIEGA, Orlando - RHP AGE: 20; HT: 6-0; WT: 175; B/T: R/R; BORN: 5/15/99, Maturin, VZ. SIGNED BY: Jose Fuentes. RESIDES: Maturin, VZ. OBTAINED: Signed as a first-year minor league player on 11/9/15. CAREER NOTES: In 2018, his 12 starts ranked T1st in the Arizona League.

Yr	Club	W-L	ERA	G	GS	CG	SHO	SV	IP	H	R	ER	HR	BB	SO	WP	BK
2016	DSL Reds-R	2-3	4.06	22	0	0	0	3	31.0	24	26	14	2	34	36	12	0
2017	DSL Reds-R	1-2	4.11	14	14	0	0	0	65.2	68	38	30	1	26	50	9	1
2018	AZL Reds-R	0-5	5.09	14	12	0	0	0	53.0	59	43	30	4	24	48	11	1
2019	Greenville-R	2-3	5.28	7	7	0	0	0	30.2	35	21	18	5	9	24	2	1
2019	AZL Reds-R	0-0	1.59	3	2	0	0	0	5.2	5	4	1	0	3	9	2	0
Minor Totals - 4 yrs		5-13	4.50	60	35	0	0	3	186.0	191	132	93	12	96	167	36	3

NOVA, Moises - RHP AGE: 24; HT: 6-3; WT: 190; B/T: R/R; BORN: 8/2/95, Azua, DR. SIGNED BY: Richard Jimenez. RESIDES: Azua, DR. OBTAINED: Signed as a non-drafted free agent on 3/12/15. CAREER NOTES: In 2017, selected as a Pioneer League All-Star...named PL Pitcher of the Week for 7/3-7/9. TWITTER: @MoisesNova2.

Yr	Club	W-L	ERA	G	GS	CG	SHO	SV	IP	H	R	ER	HR	BB	SO	WP	BK
2015	DSL Reds-R	2-1	3.25	14	14	0	0	0	55.1	41	27	20	0	28	64	11	0
2016	Billings-R	0-7	4.80	15	15	0	0	0	54.1	46	40	49	5	33	51	11	0
2017	Billings-R	1-1	3.13	12	1	0	0	1	31.2	22	12	11	0	12	36	6	0
	Dayton-A	0-1	4.86	8	0	0	0	1	16.2	14	11	9	2	9	18	4	1
2018	Greenville-R	1-0	5.59	9	0	0	0	0	9.2	9	7	6	1	5	10	5	0
	Billings-R	0-1	6.55	9	0	0	0	0	11.0	14	8	8	1	9	13	4	0
2019	Dayton-A	1-1	4.65	27	0	0	0	0	40.2	45	30	21	1	23	50	7	0
Minor Totals - 5 yrs		5-12	4.27	94	30	0	0	2	219.1	191	135	104	10	119	242	48	1

NUNEZ, Ruben - LHP AGE: 22; HT: 6-3; WT: 176; B/T: L/L; BORN: 1/24/98, Santo Domingo, DR. SIGNED BY: Richard Jimenez. RESIDES: Santo Domingo, DR. OBTAINED: Signed as a first-year minor league player on 10/15/16. CAREER NOTES: 2018-2019 his professional debut delayed due to injury (left elbow surgery).

NUTOF, Ryan - RHP PRONUNCIATION: NEW-toff. AGE: 24; HT: 6-3; WT: 190; B/T: L/R; BORN: 11/2/95, Elmhurst, IL. SIGNED BY: Ben Jones. RESIDES: Longwood, FL. OBTAINED: Selected in the 16th round of the 2017 First-Year Player Draft. CAREER NOTES: In 2019, selected as a Florida State League All-Star...ranked second in the FSL with 10 saves...in 2018, his 9 holds led the Midwest League, while his 46 apps tied teammate Cory Thompson for league-most. PERSONAL: Played collegiately at the University of Michigan...graduated from South Elgin HS (South Elgin, IL). TWITTER: @NutofRyan.

Yr	Club	W-L	ERA	G	GS	CG	SHO	SV	IP	H	R	ER	HR	BB	SO	WP	BK
2017	Billings-R	0-2	4.08	21	0	0	0	1	28.2	35	22	13	1	14	30	1	0
2018	Daytona-A	0-0	3.86	1	0	0	0	0	2.1	6	1	1	0	0	1	0	0
	Daytona-A	5-1	2.92	46	0	0	0	5	71.0	75	27	23	3	27	76	4	2
2019	Daytona-A	4-1	2.61	25	0	0	0	10	31.0	21	10	9	1	8	39	5	0
	Chattanooga-AA	3-0	5.89	15	0	0	0	0	18.1	22	12	12	2	9	17	3	0
Minor Totals - 3 yrs		12-4	3.45	108	0	0	0	16	151.1	159	72	58	7	58	163	13	2

OLIVER, Hunter - C AGE: 22; HT: 6-1; WT: 220; B/T: R/R; BORN: 10/21/97, Chattanooga, TN. SIGNED BY: J.R. Reynolds. RESIDES: Citrus Springs, FL. OBTAINED: Selected in the 21st round of the 2018 First-Year Player Draft. PERSONAL: Played collegiately at Cleveland State Community College (TN)...graduated from Cleveland HS (TN).

Yr	Club	AVG	G	AB	R	H	2B	3B	HR	RBI	SH	SF	HB	BB	SO	SB	CS	OBP	SLG	E
2018	Greenville-R	.256	38	125	27	32	5	0	6	20	0	2	3	7	39	0	2	.307	.440	4
2019	AZL Reds-R	.125	6	16	2	2	1	0	0	2	0	1	0	5	8	0	1	.318	.188	0
	Greenville-R	.231	4	13	2	3	1	0	0	0	0	0	1	3	0	0	0	.286	.308	0
Minor Totals - 2 yrs		.240	48	154	31	37	7	0	6	22	0	3	3	13	50	0	3	.306	.403	4

OLIVO, Cristian - OF AGE: 21; HT: 6-2; WT: 170; B/T: L/L; BORN: 9/30/98, Bayaguana, Monte Plata, DR. SIGNED BY: Eury Haslem, Emmanuel Cartagena and Richard Jimenez. RESIDES: Bayaguana, Monte Plata, DR. OBTAINED: Signed as a non-drafted free agent on 7/2/15.

Yr	Club	AVG	G	AB	R	H	2B	3B	HR	RBI	SH	SF	HB	BB	SO	SB	CS	OBP	SLG	E
2016	DSL Rojos-R	.101	27	89	10	9	2	1	1	4	0	0	0	5	47	1	0	.149	.180	0
2017	DSL Reds-R	.251	54	195	23	49	10	4	3	24	2	2	4	10	51	7	3	.299	.390	9
2018	AZL Reds-R	.157	38	140	14	22	3	3	2	11	0	0	1	4	61	4	0	.186	.264	4
2019	Greenville-R	.252	42	147	19	37	6	0	1	14	0	0	3	6	57	1	1	.295	.313	3
Minor Totals - 4 yrs		.205	161	571	66	117	21	8	7	53	2	2	8	25	216	13	4	.248	.306	16



OLSON, Ryan - RHP AGE: 25; HT: 6-3; WT: 200; B/T: R/R BORN: 11/22/94, Palm Springs, CA. **SIGNED BY:** Mike Misuraca. **RESIDES:** Upland, CA. **OBTAINED:** Selected in the 13th round of the 2016 First-Year Player Draft. **CAREER NOTES:** In 2017, named Midwest League Pitcher of the Week for 4/6-4/16... in 2016, professional season was postponed due to a right pars stress fracture (back)...at Cal Poly Pomona was listed on the Golden Spikes Award Watch List. **PERSONAL:** Pitched collegiately at Cal Poly Pomona and the University of San Diego...in 2015, became the only pitcher in CPP history to post a perfect record on the mound (12-0) though 14 starts... graduated from Western Christian High School (Upland, CA)...was a member of the 18U USA Baseball Team, and helped his team achieve a gold medal...in 2014, played in the prestigious Cape Cod League. **TWITTER:** @ryanolson36.

Yr	Club	W-L	ERA	G	GS	CG	SHO	SV	IP	H	R	ER	HR	BB	SO	WP	BK
2016									(Injured - Did Not Play)								
2017	Dayton-A	2-2	4.18	4	4	1	1	0	23.2	24	13	11	1	4	18	0	0
2018	Greenville-R	0-0	11.57	2	0	0	0	0	2.1	6	4	3	0	0	4	1	0
	Daytona-A	4-3	4.64	10	10	1	0	0	52.1	58	31	27	5	18	46	3	0
2019	Daytona-A	1-3	4.91	9	0	0	0	0	14.2	15	9	8	1	8	17	1	0
Minor Totals - 3 yrs		7-8	4.79	26	14	2	1	0	94.0	106	58	50	7	30	86	5	0

OREWILER, Austin - RHP PRONUNCIATION: ORR-why-lurr. AGE: 26; HT: 6-2; WT: 205; B/T: R/R; BORN: 5/18/93, Galveston, TX. **SIGNED BY:** Byron Ewing. **RESIDES:** Galveston, TX. **OBTAINED:** Selected in the 14th round of the 2015 First-Year Player Draft. **CAREER NOTES:** In 2019, led the Florida State League with 26 starts...was among Reds organizational leaders with 126.1 innings pitched (6th)...in 2018, ranked seventh among all Reds minor leaguers and eighth in the Midwest League with a 3.72 ERA...following the season pitched 18.0 innings over 5 apps for Scottsdale in the prestigious Arizona Fall League...in 2016, selected as a midseason Midwest League All-Star. **PERSONAL:** Played collegiately at Rice where in 2015 received All-Conference USA first team honors...graduated from Ball HS (Galveston, TX) where he pitched, played outfield and catcher...maintained a 4.2 GPA in high school.

Yr	Club	W-L	ERA	G	GS	CG	SHO	SV	IP	H	R	ER	HR	BB	SO	WP	BK
2015	Billings-R	0-1	4.68	19	0	0	0	1	25.0	19	18	13	4	15	23	2	0
2016	Dayton-A	3-14	4.05	28	23	1	1	0	131.0	150	75	59	3	40	79	15	0
2017	Daytona-A	5-4	3.58	41	0	0	0	0	78.0	71	41	31	7	32	71	7	0
2018	Dayton-A	5-5	3.72	30	12	0	0	2	123.1	129	64	51	12	39	71	5	1
2019	Daytona-A	8-11	4.56	27	26	0	0	0	126.1	138	74	64	11	46	90	7	0
Minor Totals - 5 yrs		21-35	4.06	145	61	1	1	3	483.2	507	272	218	37	172	334	36	1

ORTEGA, Jose - RHP AGE: 20; HT: 6-3; WT: 190; B/T: R/R; BORN: 11/8/99, Mao, DR. **SIGNED BY:** Felix Romero. **RESIDES:** Mao, Valverde, DR. **OBTAINED:** Signed as a non-drafted free agent on 7/3/17.

Yr	Club	W-L	ERA	G	GS	CG	SHO	SV	IP	H	R	ER	HR	BB	SO	WP	BK
2018	DSL Reds-R	1-1	2.77	8	4	0	0	0	13.0	11	8	4	1	8	8	2	0
2019	DSL Reds-R	1-0	0.00	3	0	0	0	0	2.2	1	0	0	0	1	2	2	0
Minor Totals - 2 yrs		2-1	2.30	11	4	0	0	0	15.2	12	8	4	1	9	10	4	0

OVALLLES, Edison - C AGE: 18; HT: 5-11; WT: 150; B/T: L/R; BORN: 1/31/02, Valencia, Carabobo, VZ. **SIGNED BY:** Ricardo Quintero, Richard Castro. **RESIDES:** Valencia, Carabobo, VZ. **OBTAINED:** Signed as a non-drafted free agent on 3/9/19.

Yr	Club	AVG	G	AB	R	H	2B	3B	HR	RBI	SH	SF	HB	BB	SO	SB	CS	OBP	SLG	E
2019	DSL Reds-R	.196	16	51	10	10	0	1	1	9	0	1	1	6	14	2	0	.288	.294	4

OZUNA, Reniel - OF PRONUNCIATION: oh-ZOO-nuh, ray-knee-ELL. AGE: 21; HT: 6-2; WT: 202; B/T: R/R; BORN: 7/29/98, Boca Chica, DR. **SIGNED BY:** Enmanuel Cartagena. **RESIDES:** Santo Domingo, DR. **OBTAINED:** Signed as a non-drafted free agent on 7/2/15.

Yr	Club	AVG	G	AB	R	H	2B	3B	HR	RBI	SH	SF	HB	BB	SO	SB	CS	OBP	SLG	E
2016	DSL Reds-R	.268	51	179	27	48	13	1	4	24	0	2	7	11	39	6	3	.332	.419	3
2017	AZL Reds-R	.288	35	118	14	34	7	3	0	14	0	1	1	11	30	8	2	.351	.398	1
2018	Greenville-R	.252	60	218	27	55	7	1	2	27	0	2	0	31	63	2	5	.343	.321	8
	Billings-R	.158	7	19	3	3	0	0	0	3	1	0	0	4	6	1	0	.292	.158	0
2019	Dayton-A	.157	40	121	8	19	2	1	2	10	0	0	0	16	33	0	1	.255	.240	0
	Billings-R	.235	62	217	28	51	6	5	5	37	0	4	3	18	59	3	0	.298	.378	6
Minor Totals - 4 yrs		.241	255	872	107	210	35	11	13	115	1	10	11	91	230	20	11	.317	.351	18

PARKER, Jason - RHP AGE: 22; HT: 6-0; WT: 190; B/T: R/R; BORN: 10/27/97, New Bern, NC. **SIGNED BY:** Charles Aliano. **RESIDES:** New Bern, NC. **OBTAINED:** Selected in the 16th round of the 2019 First-Year Player Draft. **CAREER NOTES:** In 2019, his professional debut delayed due to injury. **PERSONAL:** Played collegiately at North Carolina State. **TWITTER:** @_park15.

PAULSON, Jake - RHP AGE: 27; HT: 6-6; WT: 210; B/T: R/R; BORN: 2/17/92, Commerce, MI. **SIGNED BY:** Brad Meador. **RESIDES:** Wixom, MI. **OBTAINED:** Signed as a minor league free agent on 1/28/20. **CAREER NOTES:** His bio is at the end of this section under the Late Signees heading.

PEGUERO, Francis - RHP AGE: 22; HT: 6-1; WT: 185; B/T: R/R; BORN: 8/11/97, San Pedro de Macoris, DR. **SIGNED BY:** Felix Romero. **RESIDES:** San Pedro de Macoris, DR. **OBTAINED:** Signed as a non-drafted free agent on 7/3/17.

Yr	Club	W-L	ERA	G	GS	CG	SHO	SV	IP	H	R	ER	HR	BB	SO	WP	BK
2017	DSL Reds-R	0-1	2.45	8	0	0	0	4	14.2	10	4	4	0	1	17	3	0
2018	AZL Reds-R	0-1	6.04	13	0	0	0	1	22.1	33	19	15	1	6	13	3	1
	DSL Reds-R	0-0	7.11	3	0	0	0	0	6.1	11	7	5	0	4	5	0	0
2019	Billings-R	1-3	4.00	22	0	0	0	6	27.0	23	13	12	4	3	45	1	0
Minor Totals - 3 yrs		1-5	4.61	46	0	0	0	11	70.1	77	43	36	5	14	80	7	1

PERALTA, Jose - RHP AGE: 20; HT: 6-1; WT: 170; B/T: R/R; BORN: 10/2/99, La Guaira, VZ. **SIGNED BY:** Edgar Melo. **RESIDES:** Catia La Mar, VZ. **OBTAINED:** Signed as a non-drafted free agent on 7/20/17.

Yr	Club	W-L	ERA	G	GS	CG	SHO	SV	IP	H	R	ER	HR	BB	SO	WP	BK
2018	DSL Reds-R	4-2	2.12	16	6	0	0	0	46.2	42	20	11	3	12	31	5	0
2019	AZL Reds-R	0-0	5.56	8	4	0	0	0	11.1	13	8	7	2	5	9	0	2
Minor Totals - 2 yrs		4-2	2.79	24	10	0	0	0	58.0	55	28	18	5	17	40	5	2

PEREZ, Lenniell - SS AGE: 18; HT: 6-0; WT: 170; B/T: R/R; BORN: 2/3/02, Santo Domingo, DR. SIGNED BY: Richard Jimenez. RESIDES: Santo Domingo, DR. OBTAINED: Signed as a non-drafted free agent on 7/2/18.

Yr	Club	AVG	G	AB	R	H	2B	3B	HR	RBI	SH	SF	HB	BB	SO	SB	CS	OBP	SLG	E
2019	DSL Reds-R	.202	28	84	14	17	6	2	2	12	1	1	4	9	26	2	1	.306	.393	2

PIDICH, Matt - RHP PRONUNCIATION: PY-ditch. AGE: 25; HT: 6-2; WT: 220; B/T: R/R; BORN: 12/25/94, Freehold, NJ. SIGNED BY: Jeff Brookens. RESIDES: Aberdeen, NJ. OBTAINED: Selected in the eighth round of the 2018 First-Year Player Draft. CAREER NOTES: In 2019, led Reds minor league pitchers with the lowest opponents batting average (.175). PERSONAL: Played collegiately at the University of Pittsburgh...underwent "Tommy John" surgery in 2016... graduated from Christian Brothers Academy (Lincroft, NJ).

Yr	Club	W-L	ERA	G	GS	CG	SHO	SV	IP	H	R	ER	HR	BB	SO	WP	BK
2018	Billings-R	1-2	5.28	19	1	0	0	0	30.2	30	22	18	3	9	34	1	0
2019	Dayton-A	4-3	2.22	39	0	0	0	7	65.0	42	25	16	6	20	75	3	0
Minor Totals - 2 yrs		5-5	3.20	58	1	0	0	7	95.2	72	47	34	9	29	109	4	0

PINEDA, Jose - OF AGE: 22; HT: 6-3; WT: 185; B/T: R/R; BORN: 2/10/98, Santo Domingo, DR. SIGNED BY: Eric Lee. RESIDES: Santo Domingo, DR. OBTAINED: Signed as a non-drafted free agent on 8/31/18.

Yr	Club	AVG	G	AB	R	H	2B	3B	HR	RBI	SH	SF	HB	BB	SO	SB	CS	OBP	SLG	E
2019	AZL Reds-R	.064	14	47	5	3	0	1	0	2	0	0	0	7	35	0	0	.185	.106	0

PINO, Yassel - SS AGE: 18; HT: 6-2; WT: 200; B/T: R/R; BORN: 10/4/01, Havana, Cuba. SIGNED BY: Tony Arias. RESIDES: Miami, FL. OBTAINED: Signed as a non-drafted free agent on 6/10/19.

Yr	Club	AVG	G	AB	R	H	2B	3B	HR	RBI	SH	SF	HB	BB	SO	SB	CS	OBP	SLG	E
2019	AZL Reds-R	.253	24	91	11	23	2	0	0	11	0	0	4	4	25	0	1	.313	.275	5

PINTO, Julio - RHP AGE: 24; HT: 6-3; WT: 223; B/T: R/R; BORN: 11/18/95, Guacara, VZ. SIGNED BY: Alberto Garcia, Richard Castro and Orlando Estevez (Royals). RESIDES: Valencia, Carabobo, VZ. OBTAINED: Signed as a minor league free agent on 3/23/19. CAREER NOTES: In 2019, selected as a Florida State League All-Star.

Yr	Club	W-L	ERA	G	GS	CG	SHO	SV	IP	H	R	ER	HR	BB	SO	WP	BK
2013	DSL Royals-R	3-3	2.65	13	13	0	0	0	54.1	37	20	16	1	26	43	10	0
2014	Burlington-R	4-3	4.83	11	2	0	0	0	41.0	41	25	22	2	24	28	9	2
2015	Burlington-R	3-2	4.14	10	10	0	0	0	41.1	40	23	19	2	17	30	2	2
	Idaho Falls-R	0-0	7.20	2	2	0	0	0	5.0	8	7	4	0	4	6	3	0
2016	Lexington-A	2-4	5.84	16	11	0	0	1	49.1	49	34	32	4	30	40	8	2
	AZL Royals-R	0-0	4.91	5	4	0	0	0	11.0	11	9	6	1	7	10	4	3
2017	Lexington-A	0-2	13.83	12	0	0	0	0	13.2	22	22	21	4	16	14	1	0
	Idaho Falls-R	4-8	10.33	14	14	0	0	0	61.0	91	80	70	13	47	54	2	2
2018	Lexington-A	2-0	4.86	10	0	0	0	0	16.2	12	9	9	4	7	21	5	0
	Wilmington-A	1-4	6.11	26	0	0	0	10	28.0	34	21	19	2	19	28	2	1
2019	Dayton-A	1-0	4.11	11	0	0	0	2	15.1	13	8	7	2	11	22	3	2
	Daytona-A	2-3	5.51	31	0	0	0	3	47.1	57	31	29	3	29	49	6	0
Minor Totals - 7 yrs		22-29	5.95	161	56	0	0	16	384.0	415	289	254	38	237	345	55	14

PLAZ, Peterson - OF AGE: 21; HT: 5-10; WT: 155; B/T: L/L; BORN: 3/6/99, Caracas, VZ. SIGNED BY: Jose Fuentes. RESIDES: Caracas, VZ. OBTAINED: Signed as a non-drafted free agent on 9/28/15.

Yr	Club	AVG	G	AB	R	H	2B	3B	HR	RBI	SH	SF	HB	BB	SO	SB	CS	OBP	SLG	E
2016	DSL Reds-R	.258	59	229	30	59	3	0	1	16	1	2	2	11	9	323	284	0		
2017	DSL Rojos-R	.290	39	145	24	42	3	1	0	11	2	2	1	14	12	8	4	.352	.324	2
	DSL Reds-R	.400	14	45	10	18	1	0	0	4	0	0	0	11	7	5	2	.518	.422	0
2018	AZL Reds-R	.320	34	103	12	33	3	0	0	4	1	0	2	9	10	3	3	.386	.350	4
2019	Greenville-R	.203	25	74	10	15	2	0	0	4	2	1	0	4	10	1	1	.241	.230	0
	Dayton-A	.000	2	4	0	0	0	0	0	1	0	0	0	0	1	0	0	.000	.000	0
Minor Totals - 4 yrs		.278	173	600	86	167	12	1	1	40	6	5	5	59	72	29	19	.345	.307	6

PUCHEU, Jacques - LHP AGE: 24; HT: 6-2; WT: 210; B/T: L/L; BORN: 1/1/97, Gulfport, MS. SIGNED BY: Jonathan Reynolds. RESIDES: Clarksville, TN. OBTAINED: Signed as a non-drafted free agent on 6/22/19. PERSONAL: Played collegiately at Austin Peay State University and East Mississippi Community College...graduated from West Harrison HS (Gulfport, MS) where he also played soccer and football, earning all-conference and all-state honors as a quarterback in 2014. TWITTER: @pucheu19.

Yr	Club	W-L	ERA	G	GS	CG	SHO	SV	IP	H	R	ER	HR	BB	SO	WP	BK
2019	AZL Reds-R	3-1	4.08	11	3	0	0	1	35.1	29	18	16	1	10	42	1	1
	Greenville-R	2-0	1.50	4	2	1	1	0	18.0	13	3	3	1	6	19	1	0
Minor Totals - 1 yr		5-1	3.21	15	5	1	1	1	53.1	42	21	19	2	16	61	2	1

RABY, Patrick - RHP AGE: 22; HT: 6-3; WT: 225; B/T: R/R; BORN: 5/22/97, Louisville, KY. SIGNED BY: Jonathan Reynolds. RESIDES: Knoxville, TN. OBTAINED: Selected in the 17th round of the 2019 First-Year Player Draft. PERSONAL: Played collegiately at Vanderbilt where he became that school's all-time wins leader with 32...graduated from Farragut HS (Knoxville, TN) where he played in 3 state championship games and was a teammate of current Reds star Nick Senzel. TWITTER: @patrick_raby29.

Yr	Club	W-L	ERA	G	GS	CG	SHO	SV	IP	H	R	ER	HR	BB	SO	WP	BK
2019	Greenville-R	2-1	8.03	7	0	0	0	0	12.1	14	13	11	3	9	19	4	0
	Billings-R	0-0	8.64	5	0	0	0	0	8.1	7	8	8	1	7	10	7	0
Minor Totals - 1 yr		2-1	8.27	12	0	0	0	0	20.2	21	21	19	4	16	29	11	0

RAMIREZ, Marwin - RHP AGE: 19; HT: 6-2; WT: 175; B/T: R/R; BORN: 9/10/00, La Guaira, Vargas, VZ. SIGNED BY: Richard Castro. RESIDES: La Guaira, Vargas, VZ. OBTAINED: Signed as a non-drafted free agent on 3/9/19.

Yr	Club	W-L	ERA	G	GS	CG	SHO	SV	IP	H	R	ER	HR	BB	SO	WP	BK
2019	DSL Reds-R	1-1	6.26	11	1	0	0	0	27.1	22	20	19	3	13	27	5	0

REY, Brian - OF AGE: 22; HT: 5-11; WT: 170; B/T: R/R; BORN: 2/22/98, Chicago, IL. **SIGNED BY:** Stephen Hunt. **RESIDES:** Deltona, FL. **OBTAINED:** Selected in the 13th round of the 2018 First-Year Player Draft. **CAREER NOTES:** In 2019, established Class-A Dayton club record for most RBI in a game with 8 on 7/27 at Fort Wayne, blasting 2 home runs including a grand slam...previous record of 7 had been shared by 4 players including Joey Votto and Adam Dunn. **PERSONAL:** Played at Miami Dade, the same school that produced Steve Carter, Carlos Mencia, Mike Piazza, Raul Ibanez, Don Baylor and Bucky Dent...graduated from Deltona HS (FL).

Yr	Club	AVG	G	AB	R	H	2B	3B	HR	RBI	SH	SF	HB	BB	SO	SB	CS	OBP	SLG	E
2018	Greenville-R	.269	49	171	27	46	7	0	2	21	0	1	9	12	14	3	1	.347	.345	1
2019	Dayton-A	.281	66	235	31	66	16	0	9	40	1	5	7	11	35	1	0	.326	.464	6
	Daytona-A	.146	16	48	3	7	2	0	0	6	0	0	2	2	5	1	0	.212	.188	1
Minor Totals - 2 yrs		.262	131	454	61	119	25	0	11	67	1	6	18	25	54	5	1	.322	.390	8

REYES, Many - RHP AGE: 19; HT: 6-2; WT: 185; B/T: R/R; BORN: 9/29/00, New York, NY. **SIGNED BY:** Victor Nova, Enmanuel Cartagena. **RESIDES:** Santiago, DR. **OBTAINED:** Signed as a non-drafted free agent on 2/16/19. **CAREER NOTES:** In 2019, his professional debut was delayed due to injury.

REYES, Reyny - INF AGE: 21; HT: 6-2; WT: 185; B/T: R/R; BORN: 3/20/99, San Cristobal, DR. **SIGNED BY:** Richard Jimenez. **RESIDES:** San José de los Llanos, San Pedro de Macoris, DR. **OBTAINED:** Signed as a first-year minor league player on 5/30/16. **CAREER NOTES:** In 2018, for the Rookie AZL Reds hit safely in 14 straight games from 6/18-7/5...is .293 batting average ranked sixth among all Reds minor leaguers.

Yr	Club	AVG	G	AB	R	H	2B	3B	HR	RBI	SH	SF	HB	BB	SO	SB	CS	OBP	SLG	E
2017	DSL Rojas-R	.240	59	208	29	50	9	0	2	19	2	2	5	16	23	9	2	.307	.313	9
2018	AZL Reds-R	.293	43	157	21	46	5	0	2	14	1	0	1	8	37	5	2	.331	.363	6
2019	Greenville-R	.233	12	43	3	10	3	1	0	1	0	0	0	1	8	0	0	.250	.349	1
	Billings-R	.252	35	115	14	29	4	1	0	10	2	1	0	7	25	0	1	.293	.304	5
Minor Totals - 3 yrs		.258	149	523	67	135	21	2	4	44	5	3	6	32	93	14	5	.307	.329	21

RHEAULT, Dylan - RHP PRONUNCIATION: ROW. AGE: 28; HT: 6-9; WT: 245; B/T: R/R; BORN: 3/21/92, Garson, Ontario, CA. **RESIDES:** Chicago, IL. **OBTAINED:** Signed as a minor league free agent on 12/6/19. **CAREER NOTES:** In 2019, played for Lancaster in the independent Atlantic League...signed with the Cardinals on 1/3 and released on 6/8...signed with the Reds on 12/6...in 2017, signed by the Giants as a minor league free agent on 4/1...named a California League All-Star...selected CL Pitcher of the Week for 7/31-8/6...in 2014, selected as a South Atlantic League All-Star. **PERSONAL:** Played collegiately at the esteemed Central Michigan University in beautiful Mt. Pleasant, MI...graduated from Glenbard South HS (Glen Ellyn, IL)...originally selected by the Orioles in the 19th round of the 2013 First-Year Player Draft.

Yr	Club	W-L	ERA	G	GS	CG	SHO	SV	IP	H	R	ER	HR	BB	SO	WP	BK
2013	Aberdeen-A	1-2	3.57	13	4	0	0	0	40.1	41	17	16	2	16	26	0	0
2014	Delmarva-A	8-4	2.82	34	0	0	0	3	67.0	60	24	21	2	25	50	12	0
	Frederick-A	0-3	3.38	4	0	0	0	0	5.1	5	3	2	0	5	2	1	0
2015	Frederick-A	3-2	6.39	38	1	0	0	1	69.0	75	51	49	7	40	26	11	0
2016	Winnipeg (I)	0-0	0.00	1	0	0	0	0	0.1	0	0	0	0	0	0	1	0
	Sioux City (I)	1-1	3.97	33	1	0	0	1	45.1	53	23	20	1	28	24	5	0
2017	San Jose-A	2-1	2.70	55	0	0	0	21	60.0	51	23	18	4	22	46	6	0
2018	San Jose-A	2-3	2.43	25	0	0	0	3	37.0	41	19	10	2	12	30	0	1
	Sacramento-AAA	0-0	0.00	1	0	0	0	0	2.0	0	0	0	0	1	1	0	0
	Richmond-AA	0-0	3.38	2	0	0	0	0	2.2	4	2	1	0	4	4	1	0
2019	Lancaster (I)	0-0	0.00	7	0	0	0	0	7.2	3	0	0	0	3	8	0	1
Minor Totals - 5 yrs		16-15	3.72	172	5	0	0	28	283.1	277	139	117	17	125	185	31	1

RICHARDSON, Lyon - RHP AGE: 19; HT: 6-2; WT: 192; B/T: S/R; BORN: 1/18/00, Martin County, FL. **SIGNED BY:** Stephen Hunt. **RESIDES:** Jensen Beach, FL. **OBTAINED:** Selected in the second round of the 2018 First-Year Player Draft. **CAREER NOTES:** In 2019, ranked by MLB.com as the Reds 12th-best prospect...in 2018, ranked by Baseball America (15) and MLB.com (18) as one of the Reds' top prospects. **PERSONAL:** Graduated from Jensen Beach HS (FL) where in 2018 was named TC Palm's All-Area Baseball Player of the Year after posting a 7-0 record and an 0.58 ERA (48.0ip, 16h, 9ok).

Yr	Club	W-L	ERA	G	GS	CG	SHO	SV	IP	H	R	ER	HR	BB	SO	WP	BK
2018	Greenville-R	0-5	7.14	11	11	0	0	0	29.0	37	27	23	3	16	24	6	0
2019	Dayton-A	3-9	4.15	26	26	0	0	0	112.2	126	66	52	10	33	106	6	1
Minor Totals - 2 yrs		3-14	4.76	37	37	0	0	0	141.2	163	93	75	13	49	130	12	1

RIVERO, Carlos - INF AGE: 22 (turns 23 on 4/30); HT: 6-0; WT: 175; B/T: L/R; BORN: 4/30/97, Maracaj, Aragua, VZ. **SIGNED BY:** Jose Fuentes. **RESIDES:** Palo Negro, Aragua, VZ. **OBTAINED:** Signed as a non-drafted free agent on 10/1/13.

Yr	Club	AVG	G	AB	R	H	2B	3B	HR	RBI	SH	SF	HB	BB	SO	SB	CS	OBP	SLG	E
2017	Billings-R	.250	21	76	11	19	2	0	0	9	0	0	0	4	19	5	0	.288	.276	5
	Dayton-A	.180	38	122	15	22	6	0	0	6	6	1	0	16	49	3	0	.273	.230	5
2018	Daytona-A	.120	28	92	5	11	3	0	0	10	2	0	1	4	38	0	1	.165	.152	3
	Billings-R	.255	64	204	23	52	5	2	0	21	3	3	1	8	53	7	3	.282	.299	15
2019	Daytona-A	.140	14	50	2	7	1	0	1	3	1	0	0	0	20	1	2	.140	.220	5
	Dayton-A	.172	38	99	11	17	0	2	1	3	4	1	0	14	51	3	1	.272	.242	7
Minor Totals - 3 yrs		.205	362	1223	151	251	28	10	4	95	34	8	11	86	345	66	18	.262	.254	81

RODRIGUEZ, Adrian - RHP AGE: 23; HT: 6-1; WT: 185; B/T: R/R; BORN: 8/8/96, Tlaquepaque, MX. **SIGNED BY:** Tony Arias. **RESIDES:** Tonalá, MX. **OBTAINED:** Signed a first-year minor league contract on 6/14/14. **CAREER NOTES:** In 2017, missed the entire season due to injury.

Yr	Club	W-L	ERA	G	GS	CG	SHO	SV	IP	H	R	ER	HR	BB	SO	WP	BK			
2015	AZL Reds-R	5-4	3.42	13	6	0	0	0	50.0	58	24	19	1	8	48	9	1			
2016	Billings-R	2-0	4.01	8	6	0	0	0	33.2	29	15	15	1	9	34	3	0			
2017																				
2018	Dayton-A	4-5	7.19	15	15	0	0	0	66.1	86	54	53	10	25	56	9	0			
	Billings-R	1-2	3.66	6	6	0	0	0	32.0	35	19	13	4	5	27	6	0			
2019	Dayton-A	6-4	3.18	29	6	0	0	0	79.1	67	35	28	9	28	70	6	0			
	Daytona-A	0-0	8.10	3	0	0	0	0	3.1	3	3	3	1	1	2	1	0			
Minor Totals - 4 yrs		18-15	4.45	74	39	0	0	0	264.2	278	152	131	26	76	237	34	1			

RODRIGUEZ, Fraudy - C AGE: 18; HT: 5-9; WT: 163; B/T: R/R; BORN: 9/8/01, Santo Domingo, DR. SIGNED BY: Carlos Pellerano and Richard Jimenez. RESIDES: Santo Domingo, DR. OBTAINED: Signed as a non-drafted free agent on 7/2/18.

Yr	Club	AVG	G	AB	R	H	2B	3B	HR	RBI	SH	SF	HB	BB	SO	SB	CS	OBP	SLG	E
2019	DSL Reds-R	.169	25	71	5	12	3	0	1	8	0	2	1	9	16	1	2	.265	.254	8

RODRIGUEZ, Orlando - RHP AGE: 24; HT: 6-2; WT: 195; B/T: R/R; BORN: 12/16/95, Miami Gardens, FL. RESIDES: Miami, FL. OBTAINED: Signed as a non-drafted free agent on 7/6/19. PERSONAL: Played collegiately at St. Thomas University (Miami Gardens, FL) and Broward Community College (Ft. Lauderdale, FL)...graduated from Coral Gables HS (FL), the same school that produced Yonder Alonso, Mike Lowell, Janet Reno and Frank Gore.

Yr	Club	W-L	ERA	G	GS	CG	SHO	SV	IP	H	R	ER	HR	BB	SO	WP	BK
2019	Billings-R	0-3	4.42	10	8	0	0	0	36.2	35	22	18	3	15	49	11	0

ROJAS, Jesus - RHP AGE: 18; HT: 6-3; WT: 185; B/T: R/R; BORN: 3/22/02, San Felipe, Yacuay, VZ. SIGNED BY: Ricardo Quintero, Richard Castro. RESIDES: Chivacoa, Yacuay, VZ. OBTAINED: Signed as a non-drafted free agent on 12/29/18.

Yr	Club	W-L	ERA	G	GS	CG	SHO	SV	IP	H	R	ER	HR	BB	SO	WP	BK
2019	DSL Reds-R	3-4	3.88	15	13	0	0	1	53.1	59	29	23	2	16	34	5	2

ROMERO, Wennington - LHP AGE: 22; HT: 5-11; WT: 150; B/T: L/L; BORN: 1/29/98, Santo Domingo, DR. SIGNED BY: Richard Jimenez. RESIDES: Santo Domingo, DR. OBTAINED: Signed as a non-drafted free agent on 7/18/14. CAREER NOTES: In 2018, named Reds Minor League Pitcher of the Month for May (5gs, 3-1, 2.41, .176avg)...Florida State League Pitcher of the Week for 4/30-5/6...ranked among FSL leaders in innings pitched (130.2, 4th) and starts (24, T4th)...in 2017, ranked among Midwest League leaders in starts (26, T2nd) and innings pitched (136.0, 4th)...in 2016, was an Arizona League All-Star...ranked among AZL leaders in ERA (1.93, 3rd), WHIP (1.01, 4th) and opponents BA (.222, 5th)...in 2015, his 82 strikeouts were the fourth-most in the Dominican League.

Yr	Club	W-L	ERA	G	GS	CG	SHO	SV	IP	H	R	ER	HR	BB	SO	WP	BK
2015	DSL Rojos-R	2-3	2.13	14	14	0	0	0	71.2	60	26	17	2	9	82	7	0
2016	AZL Reds-R	3-3	1.93	10	7	0	0	0	46.2	39	16	10	1	8	46	1	0
	Billings-R	0-0	3.00	1	1	0	0	0	3.0	3	1	1	0	1	1	0	0
2017	Dayton-A	5-10	5.10	26	26	1	0	0	136.0	153	82	77	17	30	126	7	0
2018	Daytona-A	8-10	4.82	24	24	0	0	0	130.2	149	78	70	13	37	79	8	2
2019	Daytona-A	1-2	4.34	6	6	0	0	0	29.0	34	15	14	5	9	26	2	0
Minor Totals - 5 yrs		19-28	4.08	81	78	1	0	0	417.0	438	218	189	38	94	360	25	2

ROS, Roberto - RHP AGE: 19; HT: 5-10; WT: 150; B/T: R/R; BORN: 9/8/01, Sabana de la Mar, Hato Mayor, DR. SIGNED BY: Felix Romero and Enmanuel Cartagena. RESIDES: Sabana de la Mar, Hato Mayor, DR. OBTAINED: Signed as a non-drafted free agent on 7/2/18. CAREER NOTES: In 2019, injured.

RUIZ, Victor - 3B AGE: 20; HT: 6-1; WT: 187; B/T: R/R; BORN: 10/20/99, Mexicali, MX. SIGNED BY: Hector Otero. RESIDES: Mexicali, MX. OBTAINED: Signed as a minor league free agent on 10/17/16.

Yr	Club	AVG	G	AB	R	H	2B	3B	HR	RBI	SH	SF	HB	BB	SO	SB	CS	OBP	SLG	E
2017	AZL Reds-R	.244	22	78	8	19	4	1	0	11	0	1	0	1	22	0	0	.250	.321	5
2018	Greenville-R	.174	6	23	0	4	0	0	0	4	0	1	0	0	8	0	0	.167	.174	1
	AZL Reds-R	.303	22	76	12	23	4	0	2	7	0	0	1	4	15	0	0	.346	.434	2
	Billings-R	.278	8	18	2	5	0	0	0	3	0	0	1	5	0	0	0	.316	.278	0
2019	Billings-R	.270	60	233	19	63	14	1	1	30	2	5	2	14	49	1	2	.311	.352	16
Minor Totals - 3 yrs		.266	118	428	41	114	22	2	3	55	2	7	3	20	99	1	2	.299	.348	24

SALAZAR, Eduardo - RHP AGE: 21; HT: 6-2; WT: 177; B/T: 5/5/98; BORN: 5/5/98, Cumana, VZ. SIGNED BY: Richard Jimenez. RESIDES: Cumana, VZ. OBTAINED: Signed as a non-drafted free agent on 3/4/17.

Yr	Club	W-L	ERA	G	GS	CG	SHO	SV	IP	H	R	ER	HR	BB	SO	WP	BK
2017	DSL Rojos-R	4-4	2.70	12	12	0	0	0	60.0	54	22	18	1	10	47	1	2
2018	AZL Reds-R	0-1	5.29	7	6	0	0	0	17.0	17	12	10	3	6	15	2	0
	Greenville-R	2-0	6.57	4	0	0	0	0	12.1	10	9	9	2	6	11	0	1
2019	Dayton-A	6-3	3.81	35	11	0	0	0	106.1	105	52	45	9	36	81	8	4
Minor Totals - 3 yrs		12-8	3.77	58	29	0	0	0	195.2	186	95	82	15	58	154	11	7

SALAZAR, Martin - RHP AGE: 19; HT: 6-2; WT: 175; B/T: R/R; BORN: 5/27/00, Puerto Cabello, VZ. SIGNED BY: Ricardo Quintero, Richard Castro. RESIDES: Puerto Cabello, VZ. OBTAINED: Signed as a non-drafted free agent on 12/29/18.

Yr	Club	W-L	ERA	G	GS	CG	SHO	SV	IP	H	R	ER	HR	BB	SO	WP	BK
2019	DSL Reds-R	5-1	2.93	14	14	0	0	0	58.1	57	27	19	3	10	55	4	2

SALCEDO, Andruw - C AGE: 17; HT: 5-11; WT: 175; B/T: S/R; BORN: 9/29/02, Sincelajo, Sucre, Colombia. SIGNED BY: Jose Valdelamar, Trey Hendricks. RESIDES: Sincelajo, Sucre, Colombia. OBTAINED: Signed as a non-drafted free agent on 7/4/19. CAREER NOTES: 2020 will be his first professional season.

SALINAS, Ricky - RHP PRONUNCIATION: suh-LEEN-us. AGE: 24; HT: 6-2; WT: 220; B/T: R/R; BORN: 3/26/96, Houston, TX. SIGNED BY: Charlie Aliano. RESIDES: Houston, TX. OBTAINED: Selected in the 25th round of the 2018 First-Year Player Draft. CAREER NOTES: In 2019, named Reds Minor League Player of the Month for June. PERSONAL: Played collegiately at Rice...graduated from Northshore HS (Houston, TX). TWITTER: @Ricky_Salinas21.

Yr	Club	W-L	ERA	G	GS	CG	SHO	SV	IP	H	R	ER	HR	BB	SO	WP	BK
2018	Billings-R	2-2	4.53	14	14	0	0	0	55.2	64	32	28	9	15	59	11	0
2019	Dayton-A	4-3	4.13	15	15	0	0	0	72.0	70	39	33	7	28	67	8	0
Minor Totals - 2 yrs		6-5	4.30	29	29	0	0	0	127.2	134	71	61	16	43	126	19	0

SALVADOR, Jose - LHP AGE: 20; HT: 6-2; WT: 170; B/T: L/L; BORN: 9/21/99, Santo Domingo, DR. SIGNED BY: Gary Peralta. RESIDES: Santo Domingo, DR. OBTAINED: Signed as a non-drafted free agent on 7/3/17.

Yr	Club	W-L	ERA	G	GS	CG	SHO	SV	IP	H	R	ER	HR	BB	SO	WP	BK
2018	DSL Reds-R	3-0	1.18	14	12	0	0	0	53.1	28	8	7	0	20	72	10	1
2019	Greenville-R	2-3	5.05	11	11	0	0	0	46.1	50	27	26	6	16	57	9	1
	Billings-R	0-0	3.86	3	3	0	0	0	11.2	10	5	5	1	3	15	1	0
Minor Totals - 1 yr		5-3	3.07	28	26	0	0	0	111.1	88	40	38	7	39	144	20	2

SANMARTIN, Reiver - LHP AGE: 23 (turns 24 on 4/15); HT: 6-2; WT: 160; B/T: L/L; BORN: 4/15/96, Cartagena, Colombia. RESIDES: Cartagena, Colombia. OBTAINED: Acquired from the Yankees along with RHP Sonny Gray on 6/21/19 in exchange for 2b Shed Long and future considerations. CAREER NOTES: In 2019, went a combined 4-12 with a 4.05 ERA in 25 starts split between Advanced-A Daytona and Double-A Chattanooga...named Florida State League Pitcher of the Week on 5/26...traded from the Yankees to the Reds along with RHP Sonny Gray on 6/21 in exchange for 2b Shed Long and future considerations...in 2017, traded to the Yankees from the Rangers in exchange for RHP Ronald Herrera...in 2015, signed with the Rangers as a non-drafted free agent on 7/2.

Yr	Club	W-L	ERA	G	GS	CG	SHO	SV	IP	H	R	ER	HR	BB	SO	WP	BK
2015	DSL Rangers1-R	0-1	5.23	6	0	0	0	0	10.1	12	6	6	0	9	7	2	0
2016	DSL Rangers2-R	3-1	2.77	8	8	0	0	0	39.0	42	16	12	2	4	38	2	1
	DSL Rangers1-R	4-0	1.61	4	4	0	0	0	22.1	19	5	4	0	2	18	0	0
2017	Spokane-A	3-1	2.27	7	5	0	0	0	31.2	38	12	8	2	3	28	0	1
	Hickory-A	4-1	2.62	7	6	0	0	0	34.1	36	11	10	1	6	28	3	1
2018	Trenton-AA	0-1	1.80	1	1	0	0	0	5.0	4	2	1	0	0	4	0	0
	Staten Island-A	1-0	0.00	2	0	0	0	1	7.1	5	0	0	0	0	13	0	0
	Charleston-A	2-6	4.19	8	8	0	0	0	43.0	48	26	20	2	4	31	2	0
	Tampa-A	2-0	0.00	2	1	0	0	0	12.0	8	1	0	0	0	10	0	0
2019	Daytona-A	2-5	3.78	13	13	0	0	0	64.1	68	32	27	5	14	60	1	0
	Chattanooga-AA	2-7	4.34	12	12	0	0	0	58.0	61	41	28	6	17	54	2	0
Minor Totals - 5 yrs		23-23	3.19	70	58	0	0	1	327.1	341	152	116	18	59	291	12	3

SANTANA, Debby - INF AGE: 19; HT: 6-2; WT: 185; B/T: R/R; BORN: 8/24/00, San Cristobal, DR. SIGNED BY: Richard Jimenez. RESIDES: San Cristobal, DR. OBTAINED: Signed as a first-year minor league player on 8/24/16. CAREER NOTES: In 2018, had a 12-game hitting streak for the Rookie AZL Reds from 8/4-8/19 (19-for-47, .404)...in 2017, selected by Baseball America as a Dominican Summer League All-Star.

Yr	Club	AVG	G	AB	R	H	2B	3B	HR	RBI	SH	SF	HB	BB	SO	SB	CS	OBP	SLG	E
2017	DSL Reds-R	.302	49	172	26	52	17	1	2	23	0	1	2	13	45	5	2	.356	.448	14
2018	AZL Reds-R	.250	50	188	23	47	7	4	6	25	0	0	2	10	44	0	0	.295	.426	18
2019	AZL Reds-R	.310	25	100	13	31	3	2	1	13	1	0	0	3	31	0	0	.327	.410	9
Minor Totals - 3 yrs		.283	124	460	62	130	27	7	9	61	1	2	4	26	120	5	2	.325	.430	41

SANTOS, Carlos - RHP AGE: 21; HT: 6-1; WT: 180; B/T: R/R; BORN: 7/12/98, Santo Domingo. SIGNED BY: Felix Romero. RESIDES: Hato Mayor, DR. OBTAINED: Signed as a non-drafted free agent on 2/7/17.

Yr	Club	W-L	ERA	G	GS	CG	SHO	SV	IP	H	R	ER	HR	BB	SO	WP	BK
2017	DSL Reds-R	0-0	5.48	15	0	0	0	0	23.0	16	17	14	0	27	23	21	0
	DSL Rojos-R	0-0	0.00	1	0	0	0	1	1.0	0	0	0	0	2	0	0	0
2018	DSL Reds-R	1-1	5.40	12	0	0	0	1	20.0	18	14	12	0	22	17	9	1
2019	DSL Reds-R	2-0	5.79	6	0	0	0	1	9.1	10	7	6	1	6	17	3	0
Minor Totals - 3 yrs		3-1	5.40	34	0	0	0	3	53.1	44	38	32	1	57	57	33	1

SCANTLIN, Nate - OF AGE: 21; HT: 6-2; WT: 180; B/T: L/R; BORN: 2/17/99, Derby, KS. SIGNED BY: Mike Keenan. RESIDES: Derby, KS. OBTAINED: Selected in the 15th round of 2017 First-Year Player Draft. PERSONAL: Graduated from Rose Hill HS (Derby, KS). TWITTER: @Nate_Scantlin27.

Yr	Club	AVG	G	AB	R	H	2B	3B	HR	RBI	SH	SF	HB	BB	SO	SB	CS	OBP	SLG	E
2017	AZL Reds-R	.170	17	47	3	8	0	0	0	2	0	0	3	2	18	1	2	.250	.170	3
2018	Greenville-R	.241	48	137	25	33	6	2	0	14	0	1	1	23	35	3	2	.352	.314	1
	Dayton-A	.100	3	10	1	1	0	0	0	0	0	0	1	0	4	0	0	.182	.100	0
2019	Billings-R	.311	16	61	14	19	5	2	1	5	0	0	2	5	5	3	1	.382	.508	1
	Dayton-A	.071	6	14	2	1	0	0	0	0	0	0	1	3	5	0	0	.278	.071	0
Minor Totals - 3 yrs		.230	90	269	45	62	11	4	1	21	0	1	8	33	67	7	5	.331	.312	5

SCEROLER, Mac - RHP PRONUNCIATION: suh-ROLL-er. AGE: 24 (turns 25 on 4/9); HT: 6-4; WT: 200; B/T: R/R; BORN: 4/9/95, Baton Rouge, LA. SIGNED BY: Jimmy Moran. RESIDES: Denham Springs, LA. OBTAINED: Selected in the fifth round of the 2017 First-Year Player Draft. CAREER NOTES: In 2019, led the Florida State League and finished third in the Reds organization with 127 strikeouts...in 2018, limited to injury (back strain). PERSONAL: Played collegiately at Southeastern Louisiana University where he was a member of the Southland Conference Commissioner's Honor Roll...graduated from Denham Springs HS (Denham Springs, LA)...his uncle Ben McDonald is a former No. 1-overall pick in the MLB Draft and pitched for the Orioles and Brewers...another uncle, Brett Laxton, earned a complete-game victory over Wichita State in the 1993 College World Series title game. TWITTER: @MacSceroler1017.

Yr	Club	W-L	ERA	G	GS	CG	SHO	SV	IP	H	R	ER	HR	BB	SO	WP	BK
2017	Billings-R	0-4	3.26	12	9	0	0	0	38.2	37	25	14	3	16	44	3	0
2018	Dayton-A	2-6	6.00	11	11	0	0	0	54.0	63	42	36	6	24	47	5	0
	Billings-R	2-2	3.07	7	7	0	0	0	29.1	31	19	10	4	6	34	3	0
2019	Daytona-A	5-4	3.69	26	20	0	0	0	117.0	101	54	48	13	29	127	11	0
Minor Totals - 3 yrs		9-16	4.07	56	47	0	0	0	239.0	232	140	108	26	75	252	22	0

SCHNEIDER, Johnnie - RHP AGE: 22; HT: 6-5; WT: 180; B/T: R/R; BORN: 6/30/97, Clearwater, FL. SIGNED BY: Stephen Hunt. RESIDES: Clearwater, FL. OBTAINED: Selected in the 29th round of the 2018 First-Year Player Draft. PERSONAL: Played collegiately at Palm Beach Atlantic University, Palm Beach State College and Polk State College (Winter Haven, FL)...graduated from Calvary Christian Academy (FL).

Yr	Club	W-L	ERA	G	GS	CG	SHO	SV	IP	H	R	ER	HR	BB	SO	WP	BK
2018	Greenville-R	2-4	5.61	15	0	0	0	1	25.2	31	19	16	3	13	15	0	1
2019	Billings-R	3-2	3.34	22	0	0	0	2	32.1	24	15	12	3	16	36	4	0
Minor Totals - 2 yrs		5-6	4.34	37	0	0	0	3	58.0	55	34	28	6	29	51	4	1

SCHUYLER, Jay - C PRONUNCIATION: SKY-ler. AGE: 22 (turns 23 on 4/11); HT: 6-1; WT: 194; B/T: R/R; BORN: 4/11/97, Newport Beach, CA. SIGNED BY: Mike Misuraca. RESIDES: Laguna Niguel, CA. OBTAINED: Selected in the seventh round of the 2018 First-Year Player Draft. CAREER NOTES: In 2019, belted a home run in his first at-bat of the season (4/5 vs Bowling Green)...in 2018, made his professional debut for Rookie Billings...threw out 42% of would-be base stealers (18 of 43), the best percentage among all qualified Pioneer League catchers. PERSONAL: played collegiately at the University of San Diego...graduated from Dana Hills HS (Dana Point, CA) where he is on that school's "Wall of Fame" for receiving six varsity letters, and four All-League honors. TWITTER: @Jayaschuyler2.

Yr	Club	AVG	G	AB	R	H	2B	3B	HR	RBI	SH	SF	HB	BB	SO	SB	CS	OBP	SLG	E
2018	Billings-R	.272	58	191	38	52	6	0	1	23	1	6	4	28	31	5	4	.367	.319	5
2019	Dayton-A	.260	109	388	50	101	16	2	5	50	2	4	5	41	75	5	5	.336	.351	9
Minor Totals - 2 yrs		.264	167	579	88	153	22	2	6	73	3	10	9	69	106	10	9	.346	.340	14

SEMINATI, Leonardo - 1B AGE: 21; HT: 6-2; WT: 210; B/T: R/R; BORN: Alzano Lombardy, Italy. SIGNED BY: Jim Stoeckel. RESIDES: Bergamo, Lombardy, Italy. OBTAINED: Signed as a non-drafted free agent on 7/5/17.

Yr	Club	AVG	G	AB	R	H	2B	3B	HR	RBI	SH	SF	HB	BB	SO	SB	CS	OBP	SLG	E
2018	AZL Reds-R	.240	27	96	12	23	1	0	3	10	0	0	2	6	29	0	0	.298	.344	5
	Billings-R	.279	15	43	3	12	1	1	1	8	0	0	1	9	0	0	.289	.419	0	
2019	Billings-R	.270	58	204	24	55	8	0	9	27	0	3	4	20	80	1	0	.342	.441	10
Minor Totals - 2 yrs		.262	100	343	39	90	10	1	13	45	0	4	6	27	118	1	0	.324	.411	15

SENCION, Jorge - OF AGE: 21; HT: 6-4; WT: 194; B/T: R/R; BORN: 10/3/98, Santo Domingo, DR. SIGNED BY: Richard Jimenez. RESIDES: Santo Domingo, DR. OBTAINED: Signed as a first-year minor league player on 6/10/16.

Yr	Club	AVG	G	AB	R	H	2B	3B	HR	RBI	SH	SF	HB	BB	SO	SB	CS	OBP	SLG	E
2017	DSL Rojos-R	.178	37	118	10	21	6	0	2	13	0	0	5	4	55	2	1	.236	.280	4
2018	DSL Reds-R	.200	32	115	19	23	7	2	2	11	0	0	6	2	58	1	2	.252	.348	6
2019	DSL Reds-R	.238	18	63	7	15	2	0	1	9	0	0	0	4	28	3	0	.284	.317	1
Minor Totals - 3 yrs		.199	87	296	36	59	15	2	5	33	0	0	11	10	141	6	3	.252	.314	11

SEQUERA, Jorge - C AGE: 21; HT: 6-0; WT: 175; B/T: R/R; BORN: 3/20/99, Maracaibo, Zulia, VZ. SIGNED BY: Jean Paul Conde. RESIDES: Maracaibo, VZ. OBTAINED: Signed as a first-year minor league player on 4/6/16.

Yr	Club	AVG	G	AB	R	H	2B	3B	HR	RBI	SH	SF	HB	BB	SO	SB	CS	OBP	SLG	E
2016	DSL Reds-R	.200	5	15	4	3	0	0	0	0	1	0	2	4	2	3	0	.429	.200	1
	DSL Rojos-R	.246	36	114	17	28	0	0	0	10	1	2	4	21	10	2	4	.376	.246	2
2017	DSL Rojos-R	.268	40	97	16	26	5	1	1	13	0	0	2	16	12	4	3	.383	.371	8
	DSL Reds-R	.273	4	11	1	3	0	0	0	4	0	0	2	1	0	0	1	.429	.273	1
2018	DSL Reds-R	.219	34	105	16	23	5	0	0	11	0	1	2	23	12	7	4	.366	.267	9
2019	AZL Reds-R	.326	28	86	15	28	6	0	0	8	0	2	2	5	21	4	1	.368	.395	2
Minor Totals - 4 yrs		.259	147	428	69	111	16	1	1	46	2	5	14	70	57	20	13	.377	.308	23

SERREINO, Dan - RHP AGE: 23; HT: 6-3; WT: 225; B/T: R/R; BORN: 6/18/96, Brick, NJ. SIGNED BY: Lee Seras. RESIDES: Brick, NJ. OBTAINED: Selected in the 32nd round of the 2019 First-Year Player Draft. PERSONAL: Played collegiately at Rowan University (Glassboro, NJ). TWITTER: @DannySerreino.

Yr	Club	W-L	ERA	G	GS	CG	SHO	SV	IP	H	R	ER	HR	BB	SO	WP	BK
2019	Greenville-R	0-1	6.75	13	0	0	0	1	18.2	15	14	14	2	12	18	4	0

SIANI, Michael - OF PRONUNCIATION: see-AHN-ee (prefers Michael as opposed to Mike). AGE: 20; HT: 6-1; WT: 188; B/T: R/R; BORN: 7/16/99, Glenside, PA. SIGNED BY: Jeff Brookens. RESIDES: Glenside, PA. OBTAINED: Selected in the fourth round of the 2018 First-Year Player Draft. CAREER NOTES: In 2019, beginning 5/24 and continuing through the end of the year, ranked third in the league in both hits and runs scored while ranking eighth in batting average at .292...his leaping/diving catch in center field on 7/30 was featured on ESPN Top 10 Plays of the Day...led the Midwest League with 45 stolen bases...was a MiLB.com Organizational All-Star...received the organization's Minor League Community Service Award...in 2018, made his professional debut with 46 games at Rookie Greenville...his .288 batting average ranked 9th among all Reds farmhands...did not commit a single error in 120 total outfield chances, best in the Appalachian League...rated by MLB.com (9th) and Baseball America (9th) as one of the top prospects in the Reds organization...entered the draft as a highly rated prospect (35th by MLB.com, 52nd by Baseball America)...following the season was one of ten Reds minor leaguers to attend a leadership training program at West Point. PERSONAL: Played on USA Baseball's gold-medal team at the under-18 World Cup in 2017...graduated from William Penn Charter School in Philadelphia where he won the 2017-2018 Gatorade Pennsylvania Baseball Player of the Year...was selected by Baseball America as the 28th-best high school prospect in 2018. TWITTER: @mikesianif.

Yr	Club	AVG	G	AB	R	H	2B	3B	HR	RBI	SH	SF	HB	BB	SO	SB	CS	OBP	SLG	E
2018	Greenville-R	.288	46	184	24	53	6	3	2	13	0	2	3	16	35	6	4	.351	.386	0
2019	Dayton-A	.253	121	466	75	118	10	6	6	39	8	1	10	46	109	45	15	.333	.339	4
Minor Totals - 2 yrs		.263	167	650	99	171	16	9	8	52	8	3	13	62	144	51	19	.338	.352	4

SILVERIO, Isaias - OF AGE: 20; HT: 6-2; WT: 185; B/T: R/R; BORN: Santiago, DR. SIGNED BY: Richard Jimenez. RESIDES: Santiago, DR. OBTAINED: Signed as a first-year minor league player on. CAREER NOTES: In 2017, his 18 doubles ranked 4th in the Dominican Summer League.

Yr	Club	AVG	G	AB	R	H	2B	3B	HR	RBI	SH	SF	HB	BB	SO	SB	CS	OBP	SLG	E
2017	DSL Rojos	.235	38	132	28	31	10	1	3	30	0	2	7	20	37	2	1	.360	.394	3
	DSL Reds	.314	21	70	11	22	8	0	2	10	0	0	2	5	15	2	0	.377	.514	0
2018	AZL Reds	.165	27	79	5	13	7	0	1	11	0	2	2	3	34	1	0	.209	.291	4
2019																				
Minor Totals - 2 yrs		.235	86	281	44	66	25	1	6	51	0	4	11	28	86	5	1	.324	.395	7

SOLOMON, Jared - RHP AGE: 22; HT: 6-2; WT: 192; B/T: R/R; BORN: 6/10/97, Millville, PA. SIGNED BY: Lee Seras. RESIDES: Millville, PA. OBTAINED: Selected in the 11th round of the 2017 First-Year Player Draft. CAREER NOTES: In 2019, named Reds Minor League Pitcher of the Month for May...in 2018, selected as a Pioneer League midseason and postseason All-Star...went a combined 4-3 with a 3.34 ERA in 15 starts split between Rookie Billings and Class-A Dayton...following the season was one of ten Reds minor leaguers to attend a leadership training program at West Point...rated by MLB.com as the Reds' 28th-best prospect. PERSONAL: Played collegiately at Lackawanna College (PA)...intended to enroll at Xavier University before deciding to pursue professional career...graduated from Millville HS (PA). TWITTER: @SoloJared11.

Yr	Club	W-L	ERA	G	GS	CG	SHO	SV	IP	H	R	ER	HR	BB	SO	WP	BK
2017	AZL Reds-R	2-2	4.26	11	6	0	0	0	38.0	39	21	18	2	16	43	7	0
2018	Dayton-A	0-1	5.4	6	6	0	0	0	25.0	32	19	15	1	18	13	5	0
	Billings-R	4-2	2.27	9	9	0	0	0	47.2	32	13	12	4	14	54	2	0
2019	Dayton-A	1-3	3.43	11	11	0	0	0	42.0	42	19	16	0	27	46	2	0
	Dayton-A	2-8	4.30	15	15	0	0	0	73.1	74	38	35	5	34	65	9	0
Minor Totals - 3 yrs		9-16	3.82	52	47	0	0	0	226.0	219	110	96	12	109	221	25	0

SOTO, Ronard - RHP AGE: 20; HT: 6-1; WT: 165; B/T: R/R; BORN: 5/18/99, Bani, DR. SIGNED BY: Richard Jimenez. RESIDES: Bani, DR. OBTAINED: Signed as a first-year minor league player on 5/30/16. CAREER NOTES: Became a full-time pitcher in 2019 after spending his first 2 professional seasons as an infielder.

Yr	Club	W-L	ERA	G	GS	CG	SHO	SV	IP	H	R	ER	HR	BB	SO	WP	BK
2019	DSL Reds-R	3-0	3.18	8	0	0	0	1	22.2	21	8	8	0	5	28	1	3
	AZL Reds-R	1-1	2.31	8	0	0	0	1	11.2	9	4	3	0	3	13	0	0
	Greenville-R	0-0	9.00	1	0	0	0	0	1.0	4	2	1	0	2	1	1	0
Minor Totals - 1 yr		4-1	3.06	17	0	0	0	2	35.1	34	14	12	0	10	42	2	3

SPILLANE, Bren - OF PRONUNCIATION: spuH-LANE. AGE: 23; HT: 6-4; WT: 223; B/T: R/R; BORN: 9/21/96, Hinsdale, IL. SIGNED BY: Andy Stack. RESIDES: Wheeling, IL. OBTAINED: Selected in the third round of the 2018 First-Year Player Draft. CAREER NOTES: In 2018, following the season attended a leadership training program at West Point...rated by Baseball America as the Reds' 28th-best prospect. PERSONAL: Played at the University of Illinois where in 2018, was named by Collegiate Baseball as the National Player of the Year after leading the nation with a .903 slugging pct, the highest mark in college baseball since 2009...also batted .389 with 23 HR and 60 RBI in 2018 (his junior season)...also in 2018, was the first player ever to be named the Big Ten Player of the Week for 3 straight weeks and was 1 of 3 position players in the nation named unanimous first team All-Americans, along with Cal's Andrew Vaughn and Texas' Kody Clemens...with the 82nd overall pick in 2018, became the highest-selected Illinois player ever in the MLB Draft...graduated from Wheeling HS (IL). TWITTER: @BrenSpillane.

Yr	Club	AVG	G	AB	R	H	2B	3B	HR	RBI	SH	SF	HB	BB	SO	SB	CS	OBP	SLG	E
2018	Billings-R	.236	48	148	28	35	9	3	5	22	0	2	4	30	76	2	2	.375	.439	5
2019	Dayton-A	.207	62	213	31	44	10	0	5	19	1	0	1	28	104	5	2	.302	.324	6
Minor Totals - 2 yrs		.219	110	361	59	79	19	3	10	41	1	2	5	58	180	7	4	.333	.371	11

STALLINGS, Brandt - OF AGE: 23; HT: 6-4; WT: 215; B/T: R/R; BORN: 9/5/96, Dallas, TX. SIGNED BY: John Poloni. RESIDES: Buford, GA. OBTAINED: Selected in the 28th round of the 2018 First-Year Player Draft. PERSONAL: Played collegiately at Georgia College and Georgia Tech...graduated from Kings Ridge Christian School (Alpharetta, GA.). TWITTER: @btall22.

Yr	Club	AVG	G	AB	R	H	2B	3B	HR	RBI	SH	SF	HB	BB	SO	SB	CS	OBP	SLG	E
2018	Billings-R	.211	12	38	3	8	2	0	0	1	0	0	1	0	9	1	0	.231	.263	2
	Greenville-R	.160	20	50	12	8	0	0	2	6	0	1	0	2	24	1	0	.189	.280	0
2019	(Did Not Play - Injured)																			

STALLINGS, Jesse - RHP AGE: 25; HT: 6-2; WT: 197; B/T: R/R; BORN: 10/27/94, Alexandria, LA. SIGNED BY: Ben Jones. RESIDES: Colfax, LA. OBTAINED: Selected in the 15th round of the 2016 First-Year Player Draft. CAREER NOTES: In 2018, limited to 22 apps due to right shoulder soreness...in 2017, ranked among Midwest League leaders in appearances (45, 2nd) and holds (8, T2nd)...in 2016, finished fourth in the Pioneer League with 14 games finished. PERSONAL: Pitched collegiately at LSU where he was a member of the SEC Academic Honor Roll as a natural resource ecology and management major...graduated from Grant HS (Dry Prong, LA)...underwent "Tommy John surgery" during his senior year of high school...2012 Offensive Player of the Year at Grant, batting .424 with 24 RBI...named to the Principal's List for academic excellence. TWITTER: @stallings37

Yr	Club	W-L	ERA	G	GS	CG	SHO	SV	IP	H	R	ER	HR	BB	SO	WP	BK
2016	Billings-R	1-2	5.09	19	0	0	0	5	23.0	24	16	13	3	13	21	2	1
2017	Dayton-A	1-4	4.57	45	0	0	0	1	63.0	70	37	32	5	21	39	3	0
2018	AZL Reds-R	0-0	9.00	2	2	0	0	0	2.0	3	2	2	1	2	1	0	0
	Daytona-A	3-2	2.00	17	0	0	0	3	18.0	14	6	4	2	5	12	1	0
	Billings-R	1-0	0.00	3	0	0	0	2	4.0	2	0	0	0	1	3	0	0
2019	Dayton-A	0-0	0.00	3	0	0	0	2	4.1	2	0	0	0	1	5	0	0
	Daytona-A	0-0	2.51	8	0	0	0	0	14.1	7	5	4	1	3	14	0	1
	Chattanooga-AA	0-3	6.00	30	0	0	0	2	33.0	41	24	22	2	4	19	2	0
Minor Totals - 4 yrs		6-11	4.29	127	2	0	0	15	161.2	163	90	77	14	50	114	8	2

STEVENSON, Jake - RHP AGE: 23; HT: 6-4; WT: 225; B/T: R/R; BORN: 3/24/97, Waconia, MN. SIGNED BY: Andy Stack. RESIDES: Waconia, MN. OBTAINED: Selected in the 10th round of the 2019 First-Year Player Draft. CAREER NOTES: In 2019, selected as a Pioneer League All-Star. PERSONAL: Played collegiately at the University of Minnesota where in 2019 was an Academic All-Big Ten selection and received the Excellence in Athletic Performance Award...graduated from Waconia HS (MN) where in addition to baseball, played soccer and basketball. TWITTER: @JakeStevenson38.

Yr	Club	W-L	ERA	G	GS	CG	SHO	SV	IP	H	R	ER	HR	BB	SO	WP	BK
2019	Billings-R	1-1	3.10	18	0	0	0	5	20.1	18	12	7	1	14	31	3	0

STOCKTON, Spencer - RHP AGE: 23; HT: 6-3; WT: 210; B/T: S/R; BORN: 4/24/96, Bronxville, NY. RESIDES: Wellington, FL. OBTAINED: Signed as a non-drafted free agent on 7/11/19. CAREER NOTES: In 2019, named Reds Minor League Pitcher of the Month for August...had the lowest WHIP (0.86) and lowest ERA (2.06) among all qualified Reds minor leaguers. PERSONAL: Played collegiately at Jacksonville University...graduated from Wellington HS (FL)...his father (Dick) was a world-class tennis professional owning 8 career titles and reaching No. 8 in the world in 1977. TWITTER: @S14stockton.

Yr	Club	W-L	ERA	G	GS	CG	SHO	SV	IP	H	R	ER	HR	BB	SO	WP	BK
2019	AZL Reds-R	3-1	2.14	6	4	0	0	0	33.2	31	10	8	0	5	41	0	0
	Greenville-R	2-1	1.96	4	3	0	0	0	23.0	10	5	5	2	3	28	0	0
Minor Totals - 1 yr		5-2	2.06	10	7	0	0	0	56.2	41	15	13	2	8	69	0	0

STRAHAN, Wyatt - RHP AGE: 26 (turns 27 on 4/18); HT: 6-3; WT: 215; B/T: R/R; BORN: 4/18/93, Santa Ana, CA. SIGNED BY: Rex De La Nuez. RESIDES: Villa Park, CA. OBTAINED: Selected in the third round of the 2014 First-Year Player Draft. CAREER NOTES: In 2018, following the season pitched for the Scottsdale Scorpions in the prestigious Arizona Fall League...in 2017, following the season was one of a dozen Reds minor leaguers to participate in a leadership training program at West Point...on 6/5 vs Dunedin made his first appearance since undergoing "Tommy John" surgery on 5/20/16...in 2016, limited to 4 appearances before undergoing "Tommy John" surgery on 5/20...in 2015, Midwest League Pitcher of the Week for 8/10-8/17...ranked among Midwest League leaders in innings pitched (164.1, 1st), starts (28, T1st), strikeouts (132, 4th) and ERA (2.79, 8th)...ranked among all Reds minor league pitchers in strikeouts (5th) and ERA (6th)...selected by Baseball America as having the best curveball in the Reds system. PERSONAL: Played collegiately at Southern Cal where he was an All-Pac 12 selection...graduated from Villa Park HS where he was a four-time scholar athlete in baseball and basketball...earned all-county and baseball team MVP honors during his senior year of high school...originally selected by Arizona in the 27th round of the 2011 draft. TWITTER: @WyattStrahan.

Yr	Club	W-L	ERA	G	GS	CG	SHO	SV	IP	H	R	ER	HR	BB	SO	WP	BK
2014	Billings-R	0-3	2.76	14	14	0	0	0	42.1	48	23	13	0	12	40	4	0
2015	Dayton-A	9-10	2.79	28	28	1	0	0	164.1	158	68	51	10	53	132	10	0
2016	Daytona-A	0-1	3.80	4	4	0	0	0	23.2	26	10	10	0	8	15	1	0
2017	Daytona-A	2-6	3.84	14	14	0	0	0	72.2	71	36	31	4	14	56	7	0
2018	Pensacola-AA	7-12	6.38	27	23	0	0	1	120.0	144	95	85	15	53	83	8	0
2019	Chattanooga-AA	0-3	7.74	35	1	0	0	0	54.2	68	49	47	6	27	44	12	0
Minor Totals - 6 yrs		18-35	4.47	122	84	1	0	1	477.2	515	281	237	35	167	370	42	0

SUGLICO, Andy - OF PRONUNCIATION: sue-HEE-lee-oh. AGE: 23; HT: 6-2; WT: 170; B/T: S/R; BORN: 10/26/96, Santo Domingo, DR. SIGNED BY: Richard Jimenez. RESIDES: Nizao, DR. OBTAINED: Signed as a non-drafted free agent on 10/28/13. CAREER NOTES: In 2019, was selected as a Florida State League All-Star and a MiLB.com Organizational All-Star...ranked among all Reds farmhands in hits (134, 3rd), steals (23, T5th) and batting average (.294, 6th)...in 2018, limited to 91 games due to a right hamstring strain...following the season was one of ten Reds minor leaguers to attend a leadership training program at West Point...rated by MLB.com as the Reds' 28th-best prospect...in 2017, his .345 batting average was best among all Reds farmhands...ranked among Pioneer League leaders in BA (7th) and SB (20, 14th)...was an MiLB.com as a Reds Organization All-Star.

Yr	Club	AVG	G	AB	R	H	2B	3B	HR	RBI	SH	SF	HB	BB	SO	SB	CS	OBP	SLG	E
2014	DSL Rojos-R	.259	55	158	12	41	2	2	0	16	2	1	1	12	32	4	5	.314	.297	26
2015	DSL Reds-R	.272	62	228	40	62	10	8	1	29	3	3	1	25	34	8	4	.342	.399	11
2016	AZL Reds-R	.221	31	104	13	23	3	2	0	6	1	1	2	8	27	6	0	.287	.288	3
2017	Billings-R	.345	62	235	45	81	13	4	3	40	0	1	1	17	33	20	4	.390	.472	3
2018	Dayton-A	.278	91	363	34	101	14	4	5	45	1	5	1	17	61	12	7	.308	.380	3
2019	Daytona-A	.294	118	456	57	134	11	5	3	39	1	2	2	24	92	23	11	.331	.360	6
Minor Totals - 6 yrs		.286	419	1544	201	442	53	25	12	175	8	13	8	103	279	73	31	.332	.376	52

TAMARES, Junior - OF AGE: 18; HT: 6-0; WT: 165; B/T: L/R; BORN: 9/26/01, Santo Domingo, DR. SIGNED BY: Edgar Melo and Richard Jimenez. RESIDES: Santo Domingo, DR. OBTAINED: Signed as a non-drafted free agent on 7/2/18. CAREER NOTES: In 2019, ranked eighth among all Reds farmhands with a .371 on-base pct.

Yr	Club	AVG	G	AB	R	H	2B	3B	HR	RBI	SH	SF	HB	BB	SO	SB	CS	OBP	SLG	E
2019	DSL Reds-R	.278	54	169	35	47	5	4	1	17	1	2	2	24	45	13	5	.371	.373	4

TAVARES, Dannels - RHP AGE: 22; HT: 6-3; WT: 190; B/T: R/R; BORN: 3/10/98, Sosua, DR. SIGNED BY: Victor Nova. RESIDES: Sosua, DR. OBTAINED: Signed as a non-drafted free agent on 5/4/17.

Yr	Club	W-L	ERA	G	GS	CG	SHO	SV	IP	H	R	ER	HR	BB	SO	WP	BK
2017	DSL Rojos-R	0-0	10.47	13	0	0	0	0	16.1	21	21	19	1	23	17	5	3
2018	DSL Reds-R	2-2	7.71	14	0	0	0	0	23.1	28	25	20	1	27	19	12	2
2019	DSL Reds-R	1-2	6.39	8	8	0	0	0	31.0	34	33	22	0	14	24	12	0
	AZL Reds-R	3-2	6.61	8	0	0	0	0	16.1	17	13	12	1	14	10	6	1
Minor Totals - 3 yrs		6-6	7.55	43	8	0	0	0	87.0	100	92	73	3	74	70	35	6

TAZAWA, Junichi - RHP AGE: 33; HT: 5-11; WT: 200; B/T: R/R; BORN: 6/6/86, Yokohama, Japan. SIGNED BY: Craig Shipley (Red Sox). RESIDES: Yokohama, Japan. OBTAINED: Signed as a minor league free agent on 8/11/19. CAREER NOTES: In 2019, signed with the Cubs to a minor league contract with an invitation to Major League Spring Training camp on 1/25...released by the Cubs on 3/22 and re-signed with the organization on 3/26...released on 7/11 and signed with the Reds on 8/11...in 2018, appeared in 31 Major League games with the Marlins and Angels...designated for assignment by the Marlins on 5/18 and released 2 days later...signed a minor league contract with Detroit on 6/3 and was released on 7/9...signed a minor league contract with the Angels on 7/13...bothered by a left knee contusion in July and August...appeared for the Angels big league team 9 times in September...signed a Major League contract with Miami on 12/16...in 2017, made 55 relief outings for the Marlins and stranded all 16 of his inherited runners...bothered by rib cartilage inflammation in May and June...made 5 minor league rehab apps...pitched 10 consecutive scoreless innings from 7/1-7/21...in 2016, in his final season with the Red Sox, struck out 54 batters over 53 apps (49.2ip)...in 2014, led all Red Sox pitchers with a career-high 71 apps...in 2013, made his first Opening Day roster...led Red Sox relievers and ranked seventh among AL relievers with 25 holds...in 2012, earned his first career save on 4/26 (3 scoreless innings on 4/26 vs White Sox)...in 2011, made Red Sox season debut on 9/13 due to recovery from Tommy John surgery...in 2010, missed the entire season after undergoing Tommy John surgery on 4/6...in 2009, was named an Eastern League All-Star...made his Major League debut with the Red Sox on 8/7/09...earned his first Major League win in his first big league start on 8/11 vs Det...was an MLB Futures Game selection...bothered by a left groin strain in September...2005-2008, had a 4-year amateur career with Nippon Oil ENEOS of the Japan Industrial League (14-3, 1.99era, 11sv, 39er, 176.2ip, 53g/13gs)...in 2008, signed as an international free agent with the Boston Red Sox on 12/3.

Yr	Club	W-L	ERA	G	GS	CG	SHO	SV	IP	H	R	ER	HR	BB	SO	WP	BK
2009	Portland-AA	9-5	2.57	18	18	0	0	0	98.0	80	31	28	8	26	88	4	2
	Pawtucket-AAA	0-2	2.38	2	2	0	0	0	11.1	7	4	3	0	1	6	0	0
	BOSTON	2-3	7.46	6	4	0	0	0	25.1	43	23	21	4	9	13	0	0
(Did Not Pitch - Injured)																	
2011	Salem Red Sox-A	0-1	6.05	6	6	0	0	0	19.1	20	13	13	4	6	13	0	0
	Portland-AA	3-2	4.70	8	2	0	0	0	23.0	20	12	12	3	7	27	3	0
	Pawtucket-AAA	1-1	2.51	8	0	0	0	0	14.1	14	4	4	1	3	19	0	0
	BOSTON	0-0	6.00	3	0	0	0	0	3.0	3	2	2	1	1	4	0	0
2012	Pawtucket-AAA	3-2	2.55	25	0	0	4	42.1	34	18	12	2	17	56	3	1	
	BOSTON	1-1	1.43	37	0	0	0	1	44.0	37	7	7	1	5	45	0	0
	BOSTON	5-4	3.16	71	0	0	0	0	68.1	70	25	24	9	12	72	3	1
2013	BOSTON	4-3	2.86	71	0	0	0	0	63.0	58	23	20	5	17	64	5	0
2015	BOSTON	2-7	4.14	61	0	0	0	3	58.2	65	28	27	5	13	56	9	1
2016	BOSTON	3-2	4.17	53	0	0	0	0	49.2	47	23	23	9	14	54	4	0
2017	MIAMI	3-5	5.69	55	0	0	0	0	55.1	55	35	35	8	22	38	2	0
	Jupiter-A	0-0	0.00	1	1	0	0	0	2.0	1	0	0	0	2	0	0	0
	Jacksonville-AA	0-1	18.00	3	0	0	0	0	2.0	5	4	4	1	0	5	0	0
	New Orleans-AAA	0-0	0.00	1	0	0	0	1	1.0	0	0	0	0	0	1	0	0
2018	MIAMI	1-1	9.00	22	0	0	0	0	20.0	28	21	20	6	13	24	0	0
	Toledo-AAA	0-1	9.39	7	0	0	0	0	7.2	11	9	8	1	5	10	0	0
	Salt Lake-AAA	0-1	7.11	7	0	0	0	2	6.1	10	6	5	1	2	5	1	1
	LA ANGELS	0-0	2.25	9	0	0	0	0	8.0	7	3	2	1	3	4	1	0
2019	Iowa-AAA	1-0	4.00	19	0	0	0	1	18.0	20	12	8	2	6	17	2	0
	AZL Reds-R	0-1	27.00	1	1	0	0	0	0.2	2	3	2	1	0	0	0	0
	Louisville-AAA	0-0	0.00	2	0	0	0	0	3.0	1	0	0	0	1	0	1	0
Major Totals		21-26	4.12	388	4	0	0	4	395.1	413	190	181	49	109	374	24	2
Minor Totals		17-17	3.58	108	30	0	0	8	249.0	225	116	99	24	74	249	14	4

TEJADA, Luis - INF AGE: 20; HT: 6-0; WT: 160; B/T: R/R; BORN: 9/3/99, San Pedro de Macoris, DR. SIGNED BY: Edgar Melo. RESIDES: Santo Domingo, DR. OBTAINED: Signed as a non-drafted free agent on 7/3/17.

Yr	Club	AVG	G	AB	R	H	2B	3B	HR	RBI	SH	SF	HB	BB	SO	SB	CS	OBP	SLG	E
2018	DSL Reds-R	.282	41	149	29	42	8	1	2	16	0	0	10	16	41	6	2	.389	.389	12
2019	AZL Reds-R	.208	26	77	11	16	5	0	2	10	0	0	1	10	17	3	2	.307	.351	4
Minor Totals - 2 yrs		.257	67	226	40	58	13	1	4	26	0	0	11	26	58	9	4	.361	.376	16



TELLO, Jose - C AGE: 21; HT: 6-0; WT: 170; B/T: R/R; BORN: 5/21/98, Puerto Cabello, Carabobo, VZ. **SIGNED BY:** Jose Fuentes. **RESIDES:** Puerto Cabello, Carabobo, VZ. **OBTAINED:** Signed as a non-drafted free agent on 2/10/15. **CAREER NOTES:** In 2019, ranked among all Reds farmhands in batting average (.311, 4th), slugging pct (.525, 4th) and OPS (.888, 5th).

Yr	Club	AVG	G	AB	R	H	2B	3B	HR	RBI	SH	SF	HB	BB	SO	SB	CS	OBP	SLG	E
2015	DSL Reds-R	.243	32	103	17	25	3	1	1	12	0	3	2	14	28	3	0	.336	.320	5
	DSL Rojas-R	.364	7	22	3	8	0	0	1	2	1	2	2	5	0	0	0	.444	.500	2
2016	DSL Reds-R	.265	49	147	14	39	10	1	1	20	1	1	6	14	27	2	2	.351	.367	6
2017	DSL Reds-R	.268	61	224	36	60	10	0	6	35	1	4	3	15	30	3	4	.317	.393	10
2018	AZL Reds-R	.296	7	27	5	8	4	0	1	4	1	0	0	0	9	0	0	.296	.556	1
	Greenville-R	.245	20	49	3	12	1	0	0	6	1	1	2	4	15	1	1	.321	.265	0
2019	AZL Reds-R	.296	35	142	24	42	4	3	6	24	0	1	3	7	21	0	0	.340	.493	4
	Greenville-R	.371	11	35	6	13	2	1	2	9	0	0	1	4	9	0	0	.450	.657	0
Minor Totals - 5 yrs		.276	222	749	108	207	34	6	18	112	5	11	19	60	144	9	7	.341	.410	28

THOMAS, Rylan - 1B AGE: 22; HT: 6-0; WT: 225; B/T: R/R; BORN: 6/25/97, Kissimmee, FL. **SIGNED BY:** Sean Buckley. **RESIDES:** Winter Garden, FL. **OBTAINED:** Selected in the 26th round of the 2018 First-Year Player Draft. **CAREER NOTES:** In 2018, named Reds Minor League Player of the Month for July...selected as MiLB.com Appalachian League Player of the Month for July (26g, .316/.495/.734, 25-for-79, 9hr, 21rbi)...named Appalachian League Player of the Week for 7/23-7/29...his 41 walks ranked fourth in the Appy League. **PERSONAL:** Played collegiately at the University of Central Florida, where in 2018, was named the American Athletic Conference Preseason Player of the Year, and a Preseason All-Conference selection...selected as Freshman All-American in 2017...graduated from Windermere Preparatory School in Windermere, FL.

Yr	Club	AVG	G	AB	R	H	2B	3B	HR	RBI	SH	SF	HB	BB	SO	SB	CS	OBP	SLG	E
2018	Greenville-R	.257	55	179	34	46	12	0	10	33	0	2	3	41	49	0	2	.400	.492	9
2019	AZL Reds-R	.077	7	13	3	1	1	0	0	1	0	0	0	1	7	0	0	.143	.154	0
Minor Totals - 2 yrs		.245	62	192	37	47	13	0	10	34	0	2	3	42	56	0	2	.385	.469	9

TORRES, Esmil - SS AGE: 18; HT: 6-0; WT: 150; B/T: R/R; BORN: 1/18/02, Santo Domingo, DR. **SIGNED BY:** Carlos Pellerano and Emmanuel Cartagena. **RESIDES:** Santo Domingo, DR. **OBTAINED:** Signed as a first-year minor league player on 7/2/18.

Yr	Club	AVG	G	AB	R	H	2B	3B	HR	RBI	SH	SF	HB	BB	SO	SB	CS	OBP	SLG	E
2019	DSL Reds-R	.260	42	150	27	39	4	2	3	26	2	1	2	35	26	16	9	.404	.373	10

TORRES, Jesus - OF AGE: 17; HT: 6-0; WT: 160; B/T: R/R; BORN: 10/2/02, Los Teques, Miranda, VZ. **SIGNED BY:** Aguido Gonzalez, Richard Castro. **RESIDES:** Los Teques, Miranda, VZ. **OBTAINED:** Signed as a non-drafted free agent on 7/8/19. **CAREER NOTES:** 2020 will be his first professional season.

VAN BLAKE, Caleb - 3B AGE: 23; HT: 6-0; WT: 195; B/T: L/R; BORN: 10/20/96, Benicia, CA. **SIGNED BY:** Rich Bordi. **RESIDES:** Benicia, CA. **OBTAINED:** Selected in the 37th round of the 2019 First-Year Player Draft. **CAREER NOTES:** In 2019, in his professional season batted .310 and recorded 15 multi-hit games in 39 total appearances. **PERSONAL:** Played collegiately at the University of California-Davis, where in 2019 was selected as an All-Big West Conference Honorable Mention...is the first ever UC Davis player selected by the Reds...graduated from Benicia HS (CA).

Yr	Club	AVG	G	AB	R	H	2B	3B	HR	RBI	SH	SF	HB	BB	SO	SB	CS	OBP	SLG	E
2019	AZL Reds-R	.341	32	123	23	42	7	3	6	26	0	0	3	7	22	1	2	.391	.593	6
	Greenville-R	.231	4	13	1	3	2	0	0	1	0	0	0	1	6	0	0	.286	.385	0
	Billings-R	.000	3	9	2	0	0	0	0	0	0	0	0	1	4	0	0	.100	.000	0
Minor Totals - 1 yr		.310	39	145	26	45	9	3	6	27	0	0	3	9	32	1	2	.363	.538	6

VARGAS, Videlson - RHP AGE: 18; HT: 6-0; WT: 195; B/T: R/R; BORN: Santiago de los Caballeros, DR. **SIGNED BY:** Emmanuel Cartagena. **RESIDES:** Nagua, DR. **OBTAINED:** Signed as a non-drafted free agent on 8/30/19. **CAREER NOTES:** 2020 will be his first professional season.

VELLOJIN, Daniel - C AGE: 20; HT: 5-11; WT: 160; B/T: S/R; BORN: 3/5/00, Cartagena, Colombia. **SIGNED BY:** Jose Valdelamar. **RESIDES:** Cartagena, Colombia. **OBTAINED:** Signed as a non-drafted free agent on 1/5/18. **CAREER NOTES:** In 2019, ranked among all Reds farmhands in several offensive categories, including on-base pct (.444, 2nd), batting average (.314, 3rd) and OPS (.896, 4th).

Yr	Club	AVG	G	AB	R	H	2B	3B	HR	RBI	SH	SF	HB	BB	SO	SB	CS	OBP	SLG	E
2018	DSL Reds-R	.198	38	131	20	26	4	2	2	21	0	1	2	26	30	3	2	.338	.305	10
2019	DSL Reds-R	.314	51	175	40	55	9	3	3	42	0	0	10	31	24	8	5	.444	.451	11
Minor Totals - 2 yrs		.265	89	306	60	81	13	5	5	63	0	1	12	57	54	11	7	.399	.389	21

VENTURA, Randy - OF AGE: 22; HT: 5-9; WT: 165; B/T: S/R; BORN: 7/11/97, Pimentel, DR. **SIGNED BY:** Matias Laureano (Braves). **RESIDES:** Pimentel, DR. **OBTAINED:** Acquired on 8/4/17 from Atlanta in exchange for international amateur signing bonus pool space. **CAREER NOTES:** In 2018, for the Advanced-A Daytona Tortugas, reached base safely in 28 straight games from 7/14-8/14 (.351, 39-for-111, 12bb)...batted a combined .280 in 72 games with Daytona and Class-A Dayton...in 2017, selected as a South Atlantic League All-Star...in 2016, selected as a Gulf Coast League postseason All-Star...paced the GCL Braves with 55 hits, 34 runs and 15 steals...ranked among all Braves farmhands in on-base pct (.518, 35th), stolen bases (8th, 15) and batting average (.314, 28th)...in 2015, led the DSL Braves with a .329 batting average...earned Braves DSL Player of the Year honors...his 55 stolen bases in 58 games ranked second-most in the Atlanta system and were 20 more steals than any other player in the DSL...signed by the Braves as a non-drafted free agent on 2/13/15.

Yr	Club	AVG	G	AB	R	H	2B	3B	HR	RBI	SH	SF	HB	BB	SO	SB	CS	OBP	SLG	E
2015	DSL Braves-R	.329	58	231	61	76	11	2	0	25	3	2	3	35	27	55	9	.421	.394	11
2016	GCL Braves-R	.284	53	194	34	55	2	4	1	32	1	6	1	25	31	15	6	.358	.351	0
2017	Rome-A	.294	95	381	46	112	7	1	1	16	5	1	2	24	83	29	12	.338	.325	6
	Dayton-A	.276	26	105	22	29	8	1	1	10	1	1	0	11	20	9	2	.342	.400	4
2018	Dayton-A	.188	7	32	0	6	0	0	0	2	0	0	0	0	8	5	1	.188	.188	0
	Dayton-A	.291	65	254	31	74	7	0	0	17	1	0	1	24	51	10	5	.355	.319	13
2019	Dayton-A	.226	31	93	11	21	2	0	0	8	0	3	1	17	29	3	0	.342	.247	0
	Dayton-A	.234	70	231	22	54	3	2	0	12	1	2	1	17	57	10	1	.287	.264	7
Minor Totals - 5 yrs		.281	405	1521	227	427	40	10	3	122	12	15	9	153	306	136	36	.347	.326	41

VILLEGAS, Alfredo - C AGE: 19; HT: 5-11; WT: 180; B/T: L/R; BORN: 2/16/01, Valencia, Carabobo, VZ. **SIGNED BY:** Emmanuel Cartagena. **RESIDES:** Valencia, Carabobo, VZ. **OBTAINED:** Signed as a non-drafted free agent on 7/8/19. **CAREER NOTES:** 2020 will be his first professional season.

VOLSTAD, Chris - RHP AGE: 33; HT: 6-8; WT: 235; B/T: R/R; BORN: 9/23/86, Palm Beach Gardens, FL. RESIDES: Juno Beach, FL. OBTAINED: Signed as a minor league free agent on 1/24/20. CAREER NOTES: His bio is at the end of this section under the Late Signees heading.

WARREN, Cameron - 1B AGE: 24; HT: 6-3; WT: 235; B/T: R/R; BORN: 6/15/95, Midwest City, OK. SIGNED BY: Paul Scott. RESIDES: Choctaw, OK. OBTAINED: Selected in the 22nd round of the 2019 First-Year Player Draft. PERSONAL: Played collegiately at Texas Tech where he spent 3 seasons...was the top hitter on the 2019 Texas Tech team that reached the College World Series and finished the year as the #4 team in the country...spent freshman year at Seminole State College in Oklahoma...attended some high school as Reds farmhand Gavin LaValley (Carl Albert HS, Midwest, OK). TWITTER: @Cam_Warren24.

Yr	Club	AVG	G	AB	R	H	2B	3B	HR	RBI	SH	SF	BB	SO	SB	CS	OBP	SLG	E	
2019	Greenville-R	.333	10	39	6	13	0	1	1	11	0	0	4	10	3	2	.395	.462	0	
	Dayton-A	.236	42	148	18	35	7	0	2	13	1	1	2	16	30	0	0	.317	.324	7
Minor Totals - 1 yr		.257	52	187	24	48	7	1	3	24	1	1	2	20	40	3	2	.333	.353	7

WEICKEL, Walker - RHP AGE: 26; HT: 6-6; WT: 195; B/T: R/R; BORN: 11/14/93, Orlando, FL. SIGNED BY: Willie Bosque (Padres). RESIDES: Tampa, FL. OBTAINED: Signed as a minor league free agent on 12/26/19. CAREER NOTES: In 2019, was a Texas League All-Star...signed with the Reds on 12/26...in 2017, signed with the Rangers as a minor league free agent on 4/28...in 2017, missed the majority of the season while recovering from elbow surgery...in 2015, opened the season on the disabled list with a viral infection...underwent Tommy John surgery in May...in 2013, rated by Baseball America as the 19th-best prospect in the San Diego system...in 2012, rated by Baseball America as the 12th-best prospect in the Padres organization. PERSONAL: Selected by the Padres with the 55th overall selection in the 2012 First-Year Player Draft (Compensation-A Round)...graduated from Olympia HS (FL)...father Kevin spent more than 13 years as the director of golf at Walt Disney World.

Yr	Club	W-L	ERA	G	GS	CG	SHO	SV	IP	H	R	ER	HR	BB	SO	WP	BK
2012	AZL Padres-R	1-3	4.50	9	6	0	0	0	14.0	16	17	7	0	6	12	2	0
2013	Ft. Wayne-A	3-6	5.04	24	23	0	0	0	110.2	125	72	62	8	43	82	5	0
2014	Ft. Wayne-A	1-8	6.32	15	15	0	0	0	72.2	94	65	51	8	34	39	12	0
	AZL Padres-R	1-0	1.29	2	2	0	0	0	7.0	5	1	1	0	2	3	0	0
	Eugene-A	0-3	6.09	7	7	0	0	0	34.0	47	31	23	3	17	20	7	1
2015	Lake Elsinore-A	1-0	4.38	8	1	0	0	0	12.1	16	9	6	1	6	10	3	0
2016	AZL Padres-R	0-0	12.00	2	2	0	0	0	3.0	4	4	4	2	0	2	0	0
	Tri-City-A	0-1	3.86	4	0	0	0	0	7.0	7	4	3	0	3	5	2	0
2017	Hickory-A	5-4	3.01	15	14	0	0	0	74.2	60	28	25	7	15	62	4	0
2018	Down East-A	2-8	4.92	19	19	0	0	0	100.2	100	67	55	12	34	96	5	0
	Frisco-AA	2-1	3.46	5	1	0	0	0	13.0	18	7	5	0	4	6	1	3
2019	Frisco-AA	7-2	3.63	43	1	0	0	3	72.0	57	31	29	6	29	62	9	2
Minor Totals - 8 yrs		23-36	4.68	153	91	0	0	3	521.0	549	336	271	47	193	399	50	6

WILLEMS, Jonathan - INF PRONUNCIATION: WILL-umms. AGE: 21; HT: 5-11; WT: 190; B/T: R/R; BORN: 11/7/98, Willemstad, Curacao. SIGNED BY: Jim Stoeckel. RESIDES: Willemstad, Curacao. OBTAINED: Signed as a non-drafted free agent on 8/11/15. CAREER NOTES: In 2019, ranked 16th in the Pioneer League with 69 hits...in 2018, ranked by MLB.com (26th) and Baseball America (30th) as one of the Reds' top prospects.

Yr	Club	AVG	G	AB	R	H	2B	3B	HR	RBI	SH	SF	BB	SO	SB	CS	OBP	SLG	E	
2016	DSL Reds-R	.228	53	180	25	41	3	1	19	1	1	8	9	56	5	5	.293	.356	7	
2017	AZL Reds-R	.234	23	64	7	15	3	0	4	0	0	3	2	19	7	2	.290	.281	9	
2018	Greenville-R	.263	55	217	30	57	13	4	8	39	1	5	7	54	0	2	.300	.470	21	
	Billings-R	.211	6	19	3	4	0	0	0	0	0	0	1	3	0	1	.250	.211	2	
2019	Dayton-A	.214	33	117	12	25	7	0	2	12	0	1	3	2	30	3	1	.244	.325	7
	Billings-R	.300	60	230	29	69	12	4	0	26	1	1	10	41	2	1	.331	.387	8	
Minor Totals - 4 yrs		.255	230	827	106	211	49	11	11	100	3	4	20	31	203	17	12	.297	.381	54

WOLFORTH, Garrett - C AGE: 22; HT: 6-4; WT: 235; B/T: S/R; BORN: 10/13/97, Houston, TX. SIGNED BY: Tony Arias. RESIDES: Montgomery, TX. OBTAINED: Selected in the 14th round of the 2019 First-Year Player Draft. PERSONAL: Played at Nova Southeastern University (Ft. Lauderdale, FL) and Dallas Baptist University, where he earned First Team All-Missouri Valley Conference honors, MVC All-Defensive Team in 2018 and a spot on the Johnny Bench Award Watch List as one of the top catchers in college baseball while at Dallas Baptist...graduated from Concordia Lutheran HS (Tomball, TX)...father Ron played baseball at Sam Houston State and is the founder of the Texas Baseball Ranch...mother Jill was an All-American softball player at the University of Nebraska. TWITTER: @alphawolf_16.

Yr	Club	AVG	G	AB	R	H	2B	3B	HR	RBI	SH	SF	BB	SO	SB	CS	OBP	SLG	E	
2019	Greenville-R	.242	53	194	26	47	9	2	5	24	1	2	1	12	50	2	2	.287	.387	6
	Billings-R	.238	6	21	2	5	1	0	1	3	0	0	1	6	0	0	.273	.429	0	
Minor Totals - 1 yr		.242	59	215	28	52	10	2	6	27	1	2	1	13	56	2	2	.286	.391	6

WOOTEN, Rob - RHP AGE: 34; HT: 6-1; WT: 195; B/T: R/R; BORN: 7/21/85, Goldsboro, NC. SIGNED BY: Daniel Nellum (Brewers). RESIDES: Sanford, NC. OBTAINED: Signed as a minor league free agent on 12/19/16. CAREER NOTES: In 2018, pitched 17.1 innings over 8 apps with Rookie AZL Reds and Triple-A Louisville...in 2017, was limited to 6 games due to elbow injury...in 2016, was limited to 11 appearances for Triple-A Gwinnett due to injury...signed with the Reds on 12/19...in 2015, split the season between Milwaukee and Triple-A Colorado Springs, making four appearances for the Brewers and going 5-2 with a 4.67 ERA (27 ER/52.0 IP) in 44 games for the Sky Sox...pitched to a 12.00 ERA (8 ER/6.0 IP) with Milwaukee, fanning 33...allowed 5 earned runs in 1.2 innings in his final appearance for the Brewers on 5/7 vs. LAD went 2-1 with a 5.74 ERA in 24 games prior to the All-Star game with Colorado Springs before pitching to a 3-1 record and a 3.55 ERA in 20 games to close the season...tallied a 1.53 ERA in 23 Triple-A road games, compared to an 8.74 ERA in 21 home outings...allowed opponents to hit just .125 (3-for-24) with two outs and runners in scoring position...in 2014, went 1-4 with a 4.72 ERA (18 ER/34.1 IP) in 40 relief appearances during four stints with Milwaukee...was the last player cut out of Spring Training...his stints with the Brewers came from 4/13-4/20, 5/1-7/20, 8/5-8/8 and 9/10 to the end of the season...retired 27 of 40 first batters faced (67.5%)...stranded 17 of 21 inherited runners (81%)...earned his only win of the season on 5/15 vs. PIT...went 0-2 with a 5.82 ERA (14 ER/21.2 IP) and 14 saves in 21 relief appearances at Triple-A Nashville...pitched in the Japan All-Star Series in November...in 2013, began the season at Triple-A Nashville, where he went 0-1 with a 2.94 ERA (17 ER/52.0 IP) and 20 saves in 40 relief appearances...Held opponents to a .209 batting average...Had his contract selected by Milwaukee on 7/26...Was tied for third in the Pacific Coast League in saves (20) at the time of his promotion...Went 3-1 with a 3.90 ERA (12 ER/27.2 IP) in 27 relief appearances with the Brewers...Retired 18-of-27 first batters faced (66.7%)...Stranded 7-of-14 inherited runners (50%)...Made his Major League debut on 7/26 at Colorado (2.1 IP, 2 H, 1 K)...His first career strikeout was Todd Helton...Joined Mike Adams (13.0 IP in 2004) as the only Brewers to begin their Major League careers with at least 10.0 consecutive scoreless innings (11.0 IP)...Notched his first Major League win on 7/30 at CHI in the first game of a doubleheader...Surrendered five runs in 0.2 innings on 9/21 vs. STL; his ERA without that appearance was 2.33 (7 ER/27.0 IP)...in 2012, went 3-2 with a 3.31 ERA (27 ER/73.1 IP) and 15 saves in 57 relief appearances between Double-A Huntsville (17 games) and Triple-A Nashville (40 games)...Following the season pitched for Anzoategui in the Venezuelan Winter League, where he went 1-0 with a 3.38 ERA and three saves in 10 relief appearances...Held opponents to a .162 batting average...in 2011, went 5-3 with a 3.09 ERA (22 ER/64.0 IP) and eight saves in 48 relief appearances between Class-A Brevard County (12 games) and Double-A Huntsville (36 games)...Held opponents to

a .231 batting average...in 2010, missed the entire season after undergoing "Tommy John" surgery on his right elbow on 4/8...in 2009, went 1-2 with a 2.67 ERA (17 ER/57.1 IP) and 29 saves in 53 relief appearances between Class-A Brevard County (26 games) and Double-A Huntsville (27 games)...Held opponents to a .218 batting average and struck out 78 batters in just 57.1 innings...Was a Florida State League All-Star...Led Brewers minor leaguers in saves (29) and tied for sixth in all of Minor League Baseball...Pitched for the Peoria Javelinas in the Arizona Fall League...in 2008, went 1-0 with a 1.71 ERA (6 ER/31.2 IP) and six saves in 14 relief appearances between rookie-level Helena (4 games) and Class-A West Virginia (10 games) during his first professional season...held opponents to a .207 batting average and struck out 44 batters in just 31.2 innings. **PERSONAL:** Pitched collegiately at the University of North Carolina. **TWITTER:** @RobWooten35.

Yr	Club	W-L	ERA	G	GS	CG	SHO	SV	IP	H	R	ER	HR	BB	SO	WP	BK
2008	Helena-R	0-0	0.00	4	0	0	0	2	9.0	10	0	0	0	2	14	0	0
	West Virginia-A	1-0	2.38	10	0	0	0	4	22.2	14	6	6	0	4	30	2	0
2009	Brevard County-A	1-1	1.20	26	0	0	0	18	30.0	21	7	4	0	13	44	2	1
	Huntsville-AA	0-1	4.28	27	0	0	0	11	27.1	26	15	13	3	9	34	1	1
2011	Brevard County-A	2-0	2.53	12	0	0	0	1	21.1	15	6	6	0	3	18	0	0
	Huntsville-AA	3-3	3.38	36	0	0	0	7	42.2	41	20	16	3	15	41	3	1
2012	Huntsville-AA	3-0	1.74	17	0	0	0	8	20.2	18	4	4	1	7	21	2	0
	Nashville-AAA	0-2	3.93	40	0	0	0	7	52.2	49	23	23	4	16	49	1	1
2013	Nashville-AAA	0-1	2.94	40	0	0	0	20	52.0	40	17	17	4	12	45	5	0
	Milwaukee	3-1	3.90	27	0	0	0	0	27.2	27	12	12	1	8	18	0	0
2014	Nashville-AAA	0-2	5.82	21	0	0	0	14	21.2	24	16	14	1	5	21	0	0
	Milwaukee	1-4	4.72	40	0	0	0	0	34.1	42	18	18	1	8	29	0	0
2015	Milwaukee	0-0	12.00	4	0	0	0	0	6.0	5	8	8	1	6	6	1	0
	Colorado Springs-AAA	5-2	4.67	44	1	0	0	1	52.0	56	29	27	9	14	50	0	1
2016	Gwinnett-AAA	3-5	3.58	35	6	0	0	1	73.0	75	31	29	9	11	60	3	0
2017	Louisville-AAA	1-3	6.94	6	6	0	0	0	23.1	34	18	18	6	5	26	2	0
2018	AZL Reds-R	0-3	8.16	7	3	0	0	0	14.1	24	16	13	1	1	15	5	0
	Louisville-AAA	0-0	3.00	1	0	0	0	0	3.0	3	1	1	1	1	17	0	0
2019	Chattanooga-AA	1-2	4.40	6	6	0	0	0	28.2	31	16	14	5	4	24	0	0
	Louisville-AAA	0-1	13.50	3	3	0	0	0	7.1	12	11	11	0	4	6	0	0
Major League Totals		4-5	5.03	71	0	0	0	0	68.0	74	38	38	3	22	53	1	0
Minor Totals - 11 yrs		20-26	3.88	335	25	0	0	94	501.2	493	236	216	46	125	500	26	5

WYNNE, Randy - RHP PRONUNCIATION: WIN. AGE: 27; HT: 6-1; WT: 180; B/T: R/R; BORN: 3/9/93, San Diego, CA. RESIDES: Santee, CA. OBTAINED: Signed as a minor league free agent on 6/18/19. CAREER NOTES: In 2019, notched his team's highest single-game strikeout total for 2 different Reds affiliates in the same year (17k for Rookie Greeneville at Burlington on 8/20 & 12k for Class A Dayton at Great Lakes on 8/30). PERSONAL: Played collegiately at Missouri Baptist University and Grossmont College...went undrafted after college and pitched for the Birmingham-Bloomfield Beavers in the United Shore Professional Baseball League for 2 seasons before joining the Evansville Otters of the Frontier League in 2018...had never pitched in a Major League affiliated system until the Reds signed him in June 2019, 3 months after his 26th birthday.

Yr	Club	W-L	ERA	G	GS	CG	SHO	SV	IP	H	R	ER	HR	BB	SO	WP	BK
2019	AZL Reds-R	1-0	4.50	1	0	0	0	0	2.0	2	1	1	0	0	1	0	1
	Greeneville-R	3-3	3.04	12	3	0	0	0	53.1	45	19	18	4	2	54	1	1
	Dayton-A	1-0	4.50	3	1	0	0	0	12.0	14	7	6	2	0	14	0	1
Minor Totals - 1 yr		5-3	3.34	16	4	0	0	0	67.1	61	27	25	6	2	69	1	3

YANEZ, Williams - RHP AGE: 18; HT: 6-2; WT: 175; B/T: R/R; BORN: 11/7/01, Ciudad Bolivar, VZ. SIGNED BY: Richard Castro and Bob Engle. RESIDES: Bolivar, VZ. OBTAINED: Signed as a first-year minor league player on 10/16/18.

Yr	Club	W-L	ERA	G	GS	CG	SHO	SV	IP	H	R	ER	HR	BB	SO	WP	BK
2019	DSL Reds-R	3-1	3.12	6	0	0	0	0	17.1	18	6	6	0	3	10	3	1

YANG, Eric - C AGE: 22; HT: 5-11; WT: 200; B/T: R/R; BORN: 3/26/98, Woodland Hills, CA. SIGNED BY: Jimmy Moran. RESIDES: Canoga Park, CA. OBTAINED: Selected in the seventh round of the 2019 First-Year Player Draft. CAREER NOTES: In 2019, selected as a Pioneer League All-Star...his .428 on-base pct ranked third in the PL...was among Reds minor league leaders in OBP (3rd), OPS (7th) and batting average (9th). PERSONAL: Played collegiately at the University of California-Santa Barbara...graduated from El Camino Real Charter HS (Woodland Hills, CA). TWITTER: @yangsta21.

Yr	Club	AVG	G	AB	R	H	2B	3B	HR	RBI	SH	SF	HB	BB	SO	SB	CS	OBP	SLG	E
2019	Billings-R	.290	51	162	27	47	9	0	4	29	1	4	19	23	44	0	0	.428	.420	2

YARI, Bruce - 1B AGE: 25; HT: 6-3; WT: 215; B/T: L/L; BORN: 12/9/94, Waterloo, Ontario (Canada). SIGNED BY: Bill Byckowski. RESIDES: Waterloo, Ontario (Canada). OBTAINED: Selected in the 24th round of the 2016 First-Year Player Draft. CAREER NOTES: In 2019, ranked first in the organization and second in the Florida State League with 66 walks...in 2018, following the season was one of ten Reds minor leaguers to attend a leadership training program at West Point...his .997 fielding pct was best among all qualified Florida State League first basemen...ranked second in the FSL in both on-base pct (.379) and walks (61). PERSONAL: Played collegiately at the University of British Columbia...graduated from Sir John A. Macdonald Secondary School (Waterloo, Ontario). TWITTER: @BruceYari.

Yr	Club	AVG	G	AB	R	H	2B	3B	HR	RBI	SH	SF	HB	BB	SO	SB	CS	OBP	SLG	E
2016	AZL Reds-R	.270	35	137	13	37	2	3	1	17	0	2	1	12	29	1	0	.329	.350	0
2017	Dayton-A	.252	88	329	46	83	17	0	13	54	0	3	1	41	98	2	0	.334	.422	4
2018	Dayton-A	.272	111	379	40	103	18	0	5	54	0	3	6	61	103	0	3	.379	.359	2
2019	Dayton-A	.225	120	418	54	94	18	6	7	54	0	5	2	66	130	2	2	.330	.347	7
Minor Totals - 4 yrs		.251	354	1263	153	317	55	9	26	179	0	13	10	180	360	5	5	.346	.371	13

YSABEL, Vladimir - OF AGE: 18; HT: 6-0; WT: 150; B/T: S/R; BORN: 3/7/02, San Pedro de Macoris, DR. SIGNED BY: Felix Romero, Enmanuel Cartagena. RESIDES: San Pedro de Macoris, DR. OBTAINED: Signed as a non-drafted free agent on 9/21/19. CAREER NOTES: 2020 will be his first professional season.

ZABALA, Aneurys - RHP AGE: 24; HT: 6-2; WT: 175; B/T: R/R; BORN: 12/21/96, Santo Domingo, DR. SIGNED BY: Eddy Toledo & Tim Kissner (Mariners). RESIDES: Santo Domingo, DR. OBTAINED: Acquired from the Dodgers on 7/4/18 along with RHP James Marinan in exchange for RHP Dylan Floro, RHP Zach Neal and international bonus pool space. CAREER NOTES: In 2018, went a combined 2-5 with 4 saves and a 4.39 ERA in 40 apps for Class-A Great Lakes and Class-A Dayton...traded to the Reds organization on 7/4 along with RHP James Marinan in exchange for RHP Dylan Floro, RHP Zach Neal and international bonus pool space...ranked T3rd in the Midwest League in games finished (27)...in 2017, traded to the Dodgers from the Mariners on 3/1 along with SS Drew Jackson in exchange for RHP Chase De Jong...in 2016, ranked among AZL relievers in opponent batting average (.167, 3rd)...struck out at least 1 batter in 13 of 16 apps...in 2015, made 14 relief apps with the Rookie AZL Mariners...in 2014, began his pro career with the Rookie DSL Mariners...notched his first career win on 7/10 vs DSL Cardinals...signed with the Mariners as a non-drafted free agent on 4/30.

Yr	Club	W-L	ERA	G	GS	CG	SHO	SV	IP	H	R	ER	HR	BB	SO	WP	BK
2014	DSL Mariners-R	1-6	4.33	14	12	1	0	0	54.0	56	40	26	0	38	32	19	0
2015	AZL Mariners-R	2-2	6.56	14	0	0	0	3	23.1	25	19	17	1	12	21	6	0
2016	AZL Mariners-R	1-5	2.88	16	0	0	0	1	25.0	15	15	8	1	15	28	6	0
2017	AZL Dodgers-R	3-1	6.00	10	0	0	0	0	15.0	19	14	10	1	10	12	4	0
	Great Lakes-A	1-1	10.24	5	0	0	0	0	9.2	14	13	11	1	8	13	2	0
2018	Great Lakes-A	2-2	4.86	24	0	0	0	1	37.0	31	20	20	2	25	30	14	0
	Dayton-A	0-3	3.31	16	0	0	0	3	16.1	14	8	6	1	9	13	1	0
2019	Daytona-A	1-2	5.63	39	0	0	0	0	54.1	57	39	34	3	27	48	8	1
Minor Totals - 6 yrs		11-22	5.06	138	12	1	0	8	234.2	231	168	132	10	144	197	60	1

ZIMMERMAN, Anthony - RHP AGE: 23; HT: 6-5; WT: 250; B/T: R/R; BORN: 9/9/96, Harrisburg, PA. SIGNED BY: John Ceprini. RESIDES: Harrisburg, PA. OBTAINED: Signed as a non-drafted free agent on 6/10/19. PERSONAL: Played collegiately at Fordham, where in 2019 became only the second pitcher in school history to record an ERA under 1.00 (0.99) with a minimum of 30 innings pitched (36.1ip)...graduated from Central Dauphin HS (Harrisburg, PA).

Yr	Club	W-L	ERA	G	GS	CG	SHO	SV	IP	H	R	ER	HR	BB	SO	WP	BK
2019	Greeneville-R	0-2	7.94	12	0	0	0	1	17.0	18	16	15	2	9	20	3	1

ZORRILLA, Jose - LHP AGE: 21; HT: 6-3; WT: 165; B/T: S/L; BORN: 10/2/98, Nagua, DR. SIGNED BY: Richard Jimenez. RESIDES: Nagua, DR. OBTAINED: Signed as a first-year minor league player on 2/13/16.

Yr	Club	W-L	ERA	G	GS	CG	SHO	SV	IP	H	R	ER	HR	BB	SO	WP	BK
2016	DSL Reds-R	1-2	7.77	18	0	0	0	0	24.1	32	25	21	1	12	19	10	0
2017	DSL Reds-R	3-1	3.16	16	1	0	0	3	42.2	40	24	15	1	16	25	7	0
2018	DSL Reds-R	1-1	2.08	14	1	0	0	2	21.2	16	9	5	1	7	32	3	1
2019	Greeneville-R	0-1	8.84	14	0	0	0	0	19.1	30	21	19	3	10	26	6	0
Minor Totals - 4 yrs		5-5	5.00	62	2	0	0	5	108.0	118	79	60	6	45	102	26	1

LATE SIGNEES

PAULSON, Jake - RHP AGE: 27; HT: 6-6; WT: 210; B/T: R/R; BORN: 2/17/92, Commerce, MI. **SIGNED BY:** Brad Meador. **RESIDES:** Wixom, MI. **OBTAINED:** Signed as a minor league free agent on 1/28/20. **CAREER NOTES:** In 2019, spent most of the season at Double-A Akron...made 2 apps, both starts in his Triple-A debut with Columbus...declared a minor league free agent on 11/4...in 2018, released by the Reds on 3/17...signed with the Indians on 3/21...selected as an Eastern League All-Star...went a combined 10-7 with a 3.30 ERA in 24 apps (23 starts) with Class-A Lynchburg and Double-A Akron...in 2017, among all Florida State League relievers had the second-lowest walk per 9ip rate (1.86) and the third-fewest baserunners per 9ip rate (11.17)...in 2016, was limited to 10 games with various right arm ailments...in 2015, ranked among Midwest League leaders in WHIP (1.05, 2nd), ERA (2.60, 3rd) and opponents batting average (.233, 4th)...finished among all Reds minor leaguers with a 2.60 ERA...in 2014, selected by the Reds in the 27th round of the 2014 First-Year Player Draft. **PERSONAL:** Pitched collegiately at Oakland University (MI) where he was a member of the academic honor roll...graduated from Walled Lake Central HS (MI) where, in addition to baseball, he played basketball, tennis and golf. **TWITTER:** @JakePaulson.

Yr	Club	W-L	ERA	G	GS	CG	SHO	SV	IP	H	R	ER	HR	BB	SO	WP	BK
2014	AZL Reds-R	4-1	3.72	18	0	0	0	4	19.1	21	15	8	0	9	27	5	0
2015	Dayton-A	8-5	2.60	33	14	0	0	1	117.2	106	45	34	5	18	92	12	1
2016	Daytona-A	0-6	6.40	10	8	0	0	0	32.1	43	28	23	1	10	27	7	1
2017	Daytona-A	4-4	4.13	40	3	0	0	0	89.1	99	49	41	4	17	87	9	0
2018	Lynchburg-A	2-2	4.71	4	4	0	0	0	21.0	20	12	11	1	6	10	0	0
	Akron-AA	8-5	3.04	20	19	1	1	0	115.1	104	42	39	10	32	91	9	0
2019	Akron-AA	11-7	3.66	26	18	0	0	0	120.1	133	59	49	5	32	73	6	0
	Columbus-AAA	0-1	6.75	2	2	0	0	0	10.2	10	8	8	3	9	7	1	0
Minor Totals - 6 yrs		37-31	3.64	153	68	1	1	5	526.0	536	258	213	29	133	414	49	2

VOLSTAD, Chris - RHP AGE: 33; HT: 6-8; WT: 235; B/T: R/R; BORN: 9/23/86, Palm Beach Gardens, FL. **RESIDES:** Juno Beach, FL. **OBTAINED:** Signed as a minor league free agent on 1/24/20. **CAREER NOTES:** In 2019, did not play...in 2018, was a non-roster invitee to White Sox Major League camp...signed with CWS as a free agent on 1/22...began the season at Triple-A Charlotte...White Sox selected his contract on 4/12...designated for assignment on 7/27 and released on 7/31...in 2017, spent most of the season at Triple-A Charlotte before having his contract selected by the White Sox on 9/8...in 2016, signed with the White Sox as a free agent on 3/17...spent the season at Triple-A Charlotte...in 2015, began the season in the Pittsburgh organization after signing as a free agent on 2/2...made 1 relief app with the Major League Pirates and 27 apps (25 starts) with Triple-A Indianapolis...in 2014, signed by the Angels as a free agent on 7/18 after being released by them the previous December...spent the season at Triple-A Salt Lake but was on the DL from 8/28-remainder of the season with a strained right forearm...in 2013, signed by the Rockies as a free agent on 1/22 and made 6 relief apps with the Major League team and 23 apps (22 starts) with Triple-A Colorado Springs...following the season, signed with the Angels on 11/5...in 2012, traded from the Marlins to the Cubs on 1/5 in exchange for RHP Carlos Zambrano...made 21 starts for the Cubs and 12 starts for Triple-A Iowa...claimed off waivers by Kansas City from the Cubs on 10/26...in 2011, spent his fourth and final season with the Marlins where he spent time in Miami and with Triple-A New Orleans...in 2010, made his second straight Opening Day roster with the Marlins...pitched 2 complete games (5/1 vs Wash & 9/20 vs STL)...in 2009, made his first Opening Day roster with the Marlins...pitched his first career shutout and complete game on 7/8 vs SF...was the third-youngest Marlin to pitch a shutout (22 years, 288 days) behind Dontrelle Willis and Anibal Sanchez...in 2008, named Marlin Rookie of the Year...made his Major League debut on 7/6 at Colorado (W, 2ip, 0r)...made his first career start on 7/11 at Dodgers (W, 8.2ip)...recorded his first career strikeout in that first inning (Matt Kemp)...collected his first Major League hit in that fourth inning (single off Eric Stults)...became the sixth player since 1971 and the first since Doug Waechter in 2003 to record a win his first 2 MLB games...selected as a Southern League All-Star...in 2005, selected as a New York-Penn League All-Star...drafted by the Marlins in the first round (16th overall) out of Palm Beach Gardens HS (FL).

Yr	Club	W-L	ERA	G	GS	CG	SHO	SV	IP	H	R	ER	HR	BB	SO	WP	BK
2005	GCL Marlins	1-1	2.33	6	6	0	0	0	27.0	25	14	7	1	4	26	1	0
	Jamestown Jammers	3-2	2.13	7	7	0	0	0	38.0	43	19	9	0	11	29	2	1
2006	Greensboro Grasshoppers	11-8	3.08	26	26	0	0	0	152.0	161	73	52	12	36	99	6	0
2007	Jupiter Hammerheads	8-9	4.50	21	20	2	1	0	126.0	152	76	63	8	37	93	9	0
	Carolina Mudcats	4-2	3.16	7	7	0	0	0	42.2	41	19	15	4	10	25	3	0
2008	Carolina Mudcats	4-4	3.36	15	15	1	0	0	91.0	86	37	34	0	30	56	3	0
	FLORIDA	6-4	2.88	15	14	0	0	0	84.1	76	30	27	3	36	52	0	0
2009	FLORIDA	9-13	5.21	29	29	1	1	0	159.0	169	100	92	29	59	107	8	0
	New Orleans Zephyrs	0-1	6.75	1	1	0	0	0	4.0	5	3	2	2	2	7	0	0
2010	FLORIDA	12-9	4.58	30	30	2	1	0	175.0	187	94	89	17	60	102	8	1
	New Orleans Zephyrs	1-0	3.18	3	3	0	0	0	17.0	13	6	6	1	9	13	0	0
2011	FLORIDA	5-13	4.89	29	29	0	0	0	165.2	187	96	90	23	49	117	2	1
	New Orleans Zephyrs	1-1	4.42	3	3	1	1	0	18.1	20	9	9	1	9	14	2	0
2012	CHICAGO (NL)	3-12	6.31	21	21	0	0	0	111.1	137	81	78	16	43	61	2	1
	Iowa Cubs	3-5	5.17	12	12	0	0	0	71.1	86	48	41	7	19	52	0	2
2013	COLORADO	0-0	10.80	6	0	0	0	0	8.1	19	10	10	1	1	3	0	0
	Colorado Springs Sky Sox	7-6	4.58	23	22	2	0	0	127.2	156	68	65	12	44	57	5	0
2014	Salt Lake Bees	2-1	6.18	7	7	0	0	0	39.1	48	28	27	7	12	24	0	0
2015	Indianapolis Indians	11-7	3.18	27	25	0	0	0	155.2	159	61	55	3	43	97	6	0
	PITTSBURGH	0-0	0.00	1	0	0	0	0	2.0	2	0	0	0	0	0	0	0
2016	Charlotte Knights	8-11	4.79	29	27	2	0	0	176.2	193	100	94	16	34	84	3	0
2017	Charlotte Knights	3-10	5.57	27	18	2	0	1	118.0	161	82	73	12	23	71	6	0
	CHICAGO (AL)	1-2	4.66	6	2	0	0	0	19.1	16	11	10	4	5	10	0	0
2018	Charlotte Knights	0-1	9.64	1	1	0	0	0	4.2	6	5	5	0	2	3	0	0
	CHICAGO (AL)	1-5	6.27	33	1	0	0	0	47.1	65	35	33	9	12	29	1	0
Major League Totals		37-58	5.00	170	126	3	2	0	772.1	858	457	429	102	265	481	21	3
Minor League Totals		67-69	4.15	215	200	10	2	1	1209.1	1355	648	558	86	325	750	45	3

FINNEGAN, Brandon - LHP AGE: 26 (Turns 27 on 4/14); HT: 5-11; WT: 185; B/T: L/L; BORN: 4/14/93, Fort Worth, TX. **SIGNED BY:** Chad Lee (Royals). **RESIDES:** Fort Worth, TX. **OBTAINED:** Acquired from the Kansas City Royals on 7/26/15 along with LHP John Lamb and LHP Cody Reed in exchange for RHP Johnny Cueto. **CAREER HIGHLIGHTS:** As Kansas City's top pick in the June 2014 first-year player draft was selected 17th overall...when promoted in September 2014 became just the third Royals draft pick to debut in the same season he was selected, joining Bo Jackson (4th round, 1986) and Jeff Granger (1st round, 1993)...is the only player ever to appear in the NCAA College World Series and Major League Baseball's World Series in the same year...made 7 Postseason relief apps during the Royals' run to the 2014 American League championship, including 2 apps in the World Series vs the eventual champion Giants...**NOTES:** In 2019, was designated for assignment by the Reds on 3/28 and outrighted on 4/2...from 6/13-7/25 was on Triple-A Louisville's injured list...reinstated on 7/25 and that day was transferred to Double-A Chattanooga...from 7/26-9/1 made 13 relief apps for the Lookouts...in 2018, spent most of the season at Louisville but from 4/14-5/6 went 0-3, 7.40 in his 5 starts for the Reds...began the season on the Reds' 10-day disabled list with a left biceps strain suffered during spring training...

made a rehab start vs Columbus on 4/9, then came off the DL the day of his Reds season debut in a 6-1 loss on 4/14 vs StL...was optioned to Louisville on 5/10, 2 days after the Reds acquired RHP Matt Harvey from the Mets in exchange for C Devin Mesoraco, and spent the rest of the minor league season with the Bats...for the Bats, made his first 8 apps as a starter and 19 of his last 20 apps in relief...went 2-6, 7.24 in his first 8 starts, then made 19 consecutive relief apps before he started again in his final appearance of the season...on 5/21 at Indianapolis became the first Bats pitcher to homer since Daryl Thompson on 6/11/2011...in 2017, On 4/14 turned just 24 years old but pitched in his fourth Major League season after making his second consecutive Opening Day roster...made 4 starts around a pair of stints on the disabled list, from 4/16-6/25 with a strained left lat/trapezius and from 6/28 through the remainder of the season with a strained right major...both stints included time on the 60-day DL (5/16-6/25, 7/2-10/1)...on 7/7 had season-ending surgery to repair a dislocated right shoulder, an injury suffered away from the field...prior to his first disabling game starts of 7.0, 2+ and 1.0 inning...after 3 rehabilitation starts for Pensacola and Louisville came off the disabled list for a start 6/26 at Wsh...was injured in the fourth inning and 2 days later was disabled for the rest of the year...in his first start, a 2-0 win on 4/5 vs Phi in the Reds' second game of the season, allowed only 1 walk and Maikel Franco's first-inning single...became the first Reds pitcher to throw at least 7.0 shutout innings while allowing no more than 1 hit in his first start of a season since Jerry Arigo in 1967...the Reds went 3-1 in his 4 starts...in 2016, In his first full Major League season, tied RHP Dan Straily for the staff lead in starts and ranked second to Straily in wins, innings pitched and strikeouts...produced 15 quality starts, second on the staff to Straily's 20 quality starts...in the second half of the season averaged 9.17 strikeouts per 9 innings, the seventh-best ratio among qualifying National League pitchers...was second in the NL walks allowed and fourth in HR allowed...5 times was the victim of blown saves, the most on the staff...in his last 7 starts beginning 8/20 held opponents to a .199 batting average and posted a 1.93 ERA, dropping his season ERA to 3.98 from 4.54...became 1 of only 5 Reds pitchers to begin a season with 2 consecutive starts of at least 6.0 innings with 3 or fewer hits (Gary Nolan 1968, Dennys Reyes 1998, Steve Avery 1999, Jeff Austin 2003)...his career-high 12 strikeouts (6ip) on 8/26 at Ari were the most by a Reds pitcher since Raisel Iglesias had 13 strikeouts on 8/23/15, also vs the Diamondbacks...twice took no-hitters into the seventh inning...on 4/11 at Wrigley Field, in just his sixth career start didn't allow a hit until former Reds catcher David Ross singled with 2 outs in the seventh...on 8/20 vs LAD, didn't allow a hit until Adrian Gonzalez singled to lead off the seventh...started the 16-0 loss on 4/21 vs Cubs in which Jake Arrieta threw his second career no-hitter...his 1-0 loss on 5/23 at LAD was the first complete game by a Reds lefthander since Lance Davis beat the Tigers on 7/16/01 at Cinergy Field...Finnegan's CG snapped a streak in which 25 Reds lefthanders made 339 regular-season starts without finishing a game...in that 1-0 loss to the Dodgers, Clayton Kershaw also threw a complete game (9ip, 2h, 1bb, 7k)...on 8/14 vs StL, during one stretch retired a career-best 13 straight batters...from 7/29-8/9 produced a 13-inning scoreless streak, the longest of his career...recorded his first career hit on 4/6 vs Phi (single off Aaron Nola) and his first career RBI on 4/11 at Chi (RBI-single off Jon Lester)...in 2015, On 7/26 was acquired from the Royals, along with LHP John Lamb and LHP Cody Reed, in exchange for RHP Johnny Cueto...was 1 of 9 rookie pitchers who combined for 110 starts for the Reds, both single-season modern club records...the Reds' season-ending streak of 64 consecutive starts by rookies, beginning 7/29, is a modern Major League record...was promoted from Louisville on 9/8 as 1 of 6 roster additions...made his first 2 apps for the Reds in relief (2.2ip, 0h) before finishing the season with 4 straight starts (4.71era)...on 9/18 at Mil earned the 5-3 win in his first career start...became the ninth rookie pitcher to start for the Reds to establish the new single-season modern franchise record...earned his other win in his final appearance, a 3-1 victory on 10/3 at Pit in the Reds' 161st game...in 2014, After he was selected with the 17th pick overall in the June first-year player draft made 13 minor league apps before he was promoted to the Royals on 9/1...in his Major League debut, on 9/6 at Yankee Stadium, threw 2.0 scoreless innings in a relief appearance that included strikeouts of Jacoby Ellsbury and Derek Jeter...earned his first professional victory in Game 2 of the American League Division Series at Angel Stadium...became the first Royals rookie to win a playoff game and at 21 years, 172 days the youngest Royals pitcher overall to win a Postseason game...became only the fifth pitcher ever to earn his first win in the playoffs, the first since David Price in 2008. **PERSONAL:** Earned 3 varsity letters in baseball at Southwest High School in Fort Worth, Texas, where he was All-State as a senior and All-District twice...played 3 years at Texas Christian University, where he went 4-5, 3.47 as a freshman and was honorable mention All-Big 12 as a sophomore (3.14er, 86k in 16g)...in his junior season in 2014, went 9-3, 2.04 to help lead the Horned Frogs to the NCAA College World Series...that year ranked third in Division I with 134 strikeouts and was named All-America by most baseball publications/organizations...entering the 2014 draft was rated by Baseball America the 13th-best prospect and was picked 17th...played for the 2013 USA Baseball national collegiate team...his older brother, Jonathan, played baseball at Western Texas College...his father, Gary, played baseball at TCU. **TWITTER:** @bfyn29.

Yr	Club	W-L	ERA	G	GS	CG	SHO	SV	IP	H	R	ER	HR	BB	SO	WP	BK
14	Wilmington - A	0-1	0.60	5	5	0	0	0	15.0	5	1	1	1	2	13	1	0
	Northwest Arkansas - AA	0-3	2.25	8	0	0	0	0	12.0	15	9	3	2	2	13	1	0
	Kansas City	0-1	1.29	7	0	0	0	0	7.0	6	1	1	0	1	10	0	0
15	Northwest Arkansas - AA	0-1	2.77	5	3	0	0	1	13.0	10	9	4	1	12	13	0	0
	Omaha - AAA	0-2	7.07	6	4	0	0	0	14.0	17	12	11	1	7	19	0	0
	Louisville - AAA	0-3	6.23	8	8	0	0	0	30.1	31	22	21	3	17	30	3	0
	Kansas City	3-0	2.96	14	0	0	0	0	24.1	16	8	8	3	13	21	0	0
	Cincinnati	2-2	4.18	6	4	0	0	0	23.2	21	11	11	5	8	24	0	0
16	Cincinnati	10-11	3.98	31	31	1	0	0	172.0	150	86	76	29	84	145	6	2
17	Cincinnati	1-1	4.15	4	4	0	0	0	13.0	9	6	6	1	13	16	1	0
	#Pensacola - AA	0-0	0.00	2	2	0	0	0	7.0	2	0	0	0	1	5	0	0
	#Louisville - AAA	0-0	7.20	1	1	0	0	0	5.0	4	4	2	2	5	0	0	0
18	Cincinnati	0-3	7.40	5	5	0	0	0	20.2	27	20	17	5	15	14	1	0
	Louisville - AAA	2-10	7.05	28	9	0	0	0	67.2	90	65	53	10	40	57	5	0
19	Chattanooga-AA	1-0	6.60	13	0	0	0	0	15.0	14	11	11	1	10	17	1	0
Major Totals		16-18	4.11	67	44	1	0	0	260.2	229	132	119	43	134	230	8	2
AL Totals		3-1	2.59	21	0	0	0	0	31.1	22	9	9	3	14	31	0	0
Reds Totals		13-17	4.32	46	44	1	0	0	229.1	207	123	110	40	120	199	8	2
Minor Totals		3-20	5.43	76	32	0	0	1	179.0	188	133	108	21	93	172	11	0
# Injury rehab																	

FRIEDL, TJ - OF PRONUNCIATION: FREE-duhl. AGE: 24; HT: 5-10; WT: 180; B/T: L/L; BORN: 8/14/95, Sewickley, PA. SIGNED BY: Rex De La Nuez. RESIDES: Pleasanton, CA. OBTAINED: Signed as a non-drafted free agent on 8/2/16. CAREER HIGHLIGHTS: First name is TJ, without punctuation...entered the 2020 season rated by MLB.com the 20th-best prospect in the organization...in 2018, was the Reds' Minor League Hitter of the Year, a mid-season Florida State League All-Star and rated by MLB Pipeline the 15th-best prospect in the organization...his strike zone judgment was rated by Baseball America the best in the Florida State League...in 2017, was a mid-season Midwest League All-Star and rated among the best prospects in the organization by Baseball America (17th) and MLB.com (15th)...in 2016, was a MiLB.com Reds Organization All-Star and rated by Baseball America the best defensive outfielder in the organization...in his professional debut, on 8/5/16 for Billings vs Ogden, went 3-for-3 with 2 home runs...in November 2017 attended the Reds' leadership training program at West Point...in the August following his redshirt sophomore season at the University of Nevada was signed by the Reds. **PERSONAL:** Full name is Terry Lee Friedl Jr., graduated from Foothill High School in Pleasanton, California, where he lettered in baseball and basketball...played baseball at the University of Nevada, where as a redshirt sophomore in 2016 he was named to the All-Mountain West first team...his .401 batting average over 58 apps that season was eighth-best in Wolf Pack history and 11th-best in the nation...was a member of the 2016 USA Baseball Collegiate National Team...his uncle, Jim Friedl, played quarterback at the University of Pittsburgh...participated in the 2018 Reds Caravan. **TWITTER:** @TJFriedl_1.

Yr	Club	AVG	G	AB	R	H	2B	3B	HR	RBI	SH	SF	HB	BB	SO	SB	CS	OBP	SLG	E
16	Billings - R	.347	29	121	24	42	11	2	3	17	0	0	3	13	25	7	2	.423	.545	1
17	Daytona - A	.257	48	179	15	46	6	2	2	13	4	1	5	10	39	2	1	.313	.346	0
	Dayton - A	.284	66	250	47	71	20	6	5	25	1	2	10	29	46	14	8	.378	.472	3
18	Daytona - A	.294	64	228	40	67	10	4	3	35	0	2	6	38	44	11	4	.405	.412	2
	Pensacola - AA	.276	67	261	47	72	10	3	2	16	1	0	6	28	56	19	5	.359	.360	1
19	Chattanooga-AA	.235	65	226	38	53	11	4	5	28	1	2	11	29	50	13	4	.347	.385	5
Minor Totals		.277	339	1265	211	351	68	21	20	134	7	7	41	147	260	66	24	.369	.412	12




LÓPEZ, José - RHP AGE: 26; HT: 6-1; WT: 205; B/T: R/R; BORN: 9/1/93, Santiago, DR. SIGNED BY: Lee Seras. RESIDES: Cranbury, NJ. OBTAINED: Claimed off waivers from San Francisco on 3/28/19. CAREER NOTES: In 2019, began the year in the Reds organization until he was claimed off waivers by the Giants on 2/12...designated for assignment by SF on 3/24...claimed off waivers by Cin from SF on 3/28 and optioned to Triple-A Louisville...he cleared waivers on 6/2 and was outrighted to Triple-A Louisville...in 2018, spent the season at Louisville, where he led Bats pitchers in starts and innings pitched...ranked among the International League leaders in starts (T2nd) and innings pitched (4th)...was 1 of only 3 players to remain on the Bats' roster all season (RHP Jimmy Herget, IF D.J. Peterson)...was designated for assignment on 2/11/19, when the Reds signed to a 1-year contract LHP Zach Duke...in 2017, in 24 starts and 2 relief apps at Class A Daytona and Class AA Pensacola combined to go 9-6, 2.57 with 1 shutout...among all Reds minor league pitchers ranked fourth in ERA (2.57) and third in strikeouts (143)...while at Pensacola was the organization's Pitcher of the Month for July (6gs, 3-0, 2.58) and August (5gs, 2-0, 1.15, 1sho)...began the season at Daytona...was promoted on 5/30...while with the Blue Wahoos, was named Southern League Pitcher of the Week after allowing just 1 hit without a walk in a 7-inning complete game on 8/8 Tennessee (5-0 win, 7k)...threw 60 of his 79 pitches for strikes and retired his last 17 batters...on 11/20 was added to the 40-man roster...in 2016, while at Class A Dayton and Daytona led all Reds minor league pitchers with 147 strikeouts...averaged 8.97 strikeouts per 9 innings, third-best ratio among Midwest League starting pitchers...in 2014, missed the entire season while recovering from January "Tommy John" surgery to repair the torn ulnar collateral ligament in his right elbow. PERSONAL: Threw 3 no-hitters at Hightstown (NJ) High School...played at Seton Hall University, where he was a Big East Academic All-Star. TWITTER: @jlopezzz.

Yr	Club	W-L	ERA	G	GS	CG	SHO	SV	IP	H	R	ER	HR	BB	SO	WP	BK
15	Billings - R	3-2	3.16	15	14	0	0	0	57.0	53	23	20	4	19	67	4	0
16	Dayton - A	6-9	3.97	21	21	0	0	0	113.1	118	61	50	2	32	113	8	0
	Daytona - A	0-3	4.41	6	5	0	0	0	34.2	29	22	17	3	10	34	1	0
17	Daytona - A	2-4	2.84	9	9	0	0	0	50.2	50	22	16	3	14	48	2	0
	Pensacola - AA	7-2	2.43	17	15	1	1	0	96.1	64	30	26	9	35	95	2	0
18	Louisville - AAA	5-13*	4.47	26	26	0	0	0	141.0	142	75	70	19	41	117	7	0
19	Louisville-AAA	2-4	6.84	11	10	1	0	0	50.0	63	40	38	13	26	44	0	1
	AZL Reds-R	0-0	0.00	2	0	0	0	0	2.1	2	0	0	0	1	4	0	0
Minor Totals		25-37	3.91	107	100	2	1	0	545.1	521	273	237	53	178	522	24	1

* Tied for International League lead

REYES, Jesús - RHP AGE: 27; HT: 6-2; WT: 180; B/T: R/R; BORN: 2/21/93, Santo Domingo, DR. SIGNED BY: Lee Seras. RESIDES: Brooklyn, NY. OBTAINED: Signed as a non-drafted free agent on 8/28/14. CAREER NOTES: In 2019, on 7/18 was designated for assignment...on 7/23 cleared waivers and was outrighted to Louisville...in 2018, spent most of the season in the minor leagues, where at Pensacola and Louisville he combined to finish 2-10, 4.17 in 6 starts and 32 relief apps...in his Major League debut made 5 relief apps during 3 stints with the Reds...spent 1 day with the Reds, on 5/29 at Ari, but did not pitch in the 5-2 loss...was promoted from Pensacola before that game, when RHP Tanner Rainey was optioned to Louisville, and returned to the Blue Wahoos the next day, when RHP Raisel Iglesias was reinstated from the 10-day disabled list...was on the roster from 8/3-8/7 and made 1 appearance, his Major League debut on 8/4/night at Wsh...joined the club for the final time on 9/11, after Pensacola's playoffs ended, and made 4 more apps for Cin...in the night game on 8/4 at Wsh, in his Major League debut threw hitless seventh and eighth innings...hit his first batter (Spencer Kieboom) on the next pitch induced Mark Reynolds to GIDP, then Wilmer Difo F9...threw a perfect eighth frame...in his third appearance, on 9/17 at Mil, recorded first career strikeout (Keon Broxton)...was 1 of 9 Reds to make Major League debuts (IF Alex Blandino, RHP Tanner Rainey, RHP Zack Weiss, IF/OF Rosell Herrera, IF/OF Brandon Dixon, OF Aristides Aquino, IF Blake Trahan, OF Gabriel Guerrero)...Following the season made 1 relief appearance for Gigantes del Cibao in the Dominican Winter League (1ip, 1h, 3er, 1bb, 0k, 1hr, 1hbp)...in 2017, in 25 starts at Class A Daytona and Class AA Pensacola combined to finish 8-9, 3.60 (137.1ip, 135h, 47bb, 111k, 11hr)...among Reds minor league pitchers ranked seventh in ERA...began the season at Daytona...on 7/14 was promoted to Pensacola...on 11/20 was added to the 40-man roster...in 2016, began his first professional season in extended spring training and on 5/2 was promoted to Class A Dayton...from 5/31-7/13 allowed just 2 runs in 28.1 innings...through July pitched as a spot starter and in relief, then in August joined the rotation for the rest of the season...limited right handed batters to a .186 average. PERSONAL: In 2014 attended ASA College, an NJCAA Division I program in Brooklyn.

Yr	Club	W-L	ERA	G	GS	CG	SHO	SV	IP	H	R	ER	HR	BB	SO	WP	BK
15	AZL Reds - R	5-4	3.40	13	5	0	0	0	50.1	46	29	19	1	22	43	11	0
16	Dayton - A	5-5	2.40	30	10	0	0	2	93.2	73	31	25	3	37	68	10	2
17	Daytona - A	6-5	3.78	15	15	0	0	0	85.2	80	46	36	8	27	67	6	0
	Pensacola - AA	2-4	3.31	10	10	0	0	0	51.2	55	19	19	3	20	44	4	0
18	Pensacola - AA	1-8	3.94	29	6	0	0	2	64.0	59	45	28	4	27	53	7	0
	Louisville - AAA	1-2	5.27	9	0	0	0	0	13.2	15	8	8	3	9	9	3	0
	CINCINNATI	0-0	3.18	5	0	0	0	0	5.2	4	4	2	1	2	2	1	0
19	Louisville-AAA	1-6	5.03	43	7	0	0	0	77.0	75	52	43	11	54	64	5	3
Major Totals		0-0	3.18	5	0	0	0	0	5.2	4	4	2	1	2	2	1	0
Minor Totals		21-34	3.67	149	53	0	0	4	436.0	403	230	178	33	196	348	46	5



2019 REVIEW

In voting of the local chapter of the Baseball Writers' Association of America, RHP Sonny Gray was a National League All-Star and received the 2019 Johnny Vander Meer Award as the Reds' Most Outstanding Pitcher. In his first season in Cincinnati, he finished seventh in the BBWAA's NL Cy Young Award voting and, in Players Choice Award voting of MLBPA members, finished second to Atlanta's Josh Donaldson as the league's Comeback Player of the Year. Gray and Hou's Justin Verlander were the only pitchers in the Major Leagues in 2019 to make at least 30 starts and allow no more than 4 runs in any of those starts. Gray finished the season 11-8, 2.87 with a career-high 205 strikeouts in 31 starts.

2019 SEASON IN REVIEW
2019 NATIONAL LEAGUE STANDINGS

NL East	W	L	Pct.	GB
Atlanta	97	65	.599	-
x-Washington	93	69	.574	4.0
New York	86	76	.531	11.0
Philadelphia	81	81	.500	16.0
Miami	57	105	.352	40.0

NL Central	W	L	Pct.	GB
St. Louis	91	71	.562	-
x-Milwaukee	89	73	.549	2.0
Chicago	84	78	.519	7.0
Cincinnati	75	87	.463	16.0
Pittsburgh	69	93	.426	22.0

NL West	W	L	Pct.	GB
Los Angeles	106	56	.654	-
Arizona	85	77	.525	21.0
San Francisco	77	85	.475	29.0
Colorado	71	91	.438	35.0
San Diego	70	92	.432	36.0

2019 AMERICAN LEAGUE STANDINGS

AL East	W	L	Pct.	GB
New York	103	59	.636	-
x-Tampa Bay	96	66	.593	7.0
Boston	84	78	.519	19.0
Toronto	67	95	.414	36.0
Baltimore	54	108	.333	49.0

AL Central	W	L	Pct.	GB
Minnesota	101	61	.623	-
Cleveland	93	69	.574	8.0
Chicago	72	89	.447	28.5
Kansas City	59	103	.364	42.0
Detroit	47	114	.292	53.5

AL West	W	L	Pct.	GB
Houston	107	55	.660	-
x-Oakland	97	65	.599	10.0
Texas	78	84	.481	29.0
Los Angeles	72	90	.444	35.0
Seattle	68	94	.420	39.0

x - Wild Cards

2019 NL WILD CARD STANDINGS

	W	L	Pct.	GB
Washington- x	93	69	.574	-
Milwaukee- x	89	73	.549	-
NY Mets	86	76	.531	3.0
Arizona	85	77	.525	4.0
Chi Cubs	84	78	.519	5.0
Philadelphia	81	81	.500	8.0
San Francisco	77	85	.475	12.0
Cincinnati	75	87	.463	14.0

2019 POSTSEASON RESULTS

Wild Cards - TB over Oak, Wsh over Mil
 NLDS - StL over Atl (3-2), Wsh over LA (3-2)
 ALDS - NY over Min (3-0), Hou over TB (3-2)
 NLCS - Wsh over StL (4-0)
 ALCS - Hou over NYY (4-2)
 WS - Wsh over Hou (4-3)

GREAT AMERICAN BALL PARK

The Reds produced **128 sellouts** in the first 17 seasons of the 42,271-seat ballpark, including 121 regular season sellouts, 4 National League Division Series sellouts (1 in 2010, 3 in 2012) and sellouts for all 3 days of **2015 All-Star Week**...on the field during the regular season, the Reds are **703-671-1** (.512) overall at GABP, including **62-59** when playing in front of sellout crowds.

150th CELEBRATION

During the 2019 season the Reds celebrated the **150th anniversary** of professional baseball, which began with the formation of the **1869 Red Stockings**...the team wore **15 uniforms** from various periods throughout the team's history (**1902, 1911, 1912, 1919, 1935, 1936, 1939, 1956, 1961, 1967, 1969, 1976, 1990, 1995, 1999**)...the Reds went **5-10** wearing the **throwback uniforms**...as part of the season-long celebration, the **Reds Hall of Fame and Museum** underwent a comprehensive modification, while the **1869 Pavilion** at the southwest corner of the ballpark was dedicated on **May 4**, the **150th anniversary** of the **Red Stockings'** 45-9 win over the Cincinnati Great Westerns in the first professional baseball game...more than **20 anniversary park benches**, featuring Reds mascots wearing the **15 throwback uniforms**, were displayed at locations across **Greater Cincinnati** and **Northern Kentucky**.

THE SKIPPER...

David Bell went **75-87** (.463) in his first season as a Major League manager...was named to the position on 10/22/18 as the 63rd manager in franchise history, the 53rd since 1900...**David** and his father, **Buddy**, is the fourth father-son duo to serve as modern Major League managers, joining **George & Dick Sisler, Bob & Joel Skinner** and **Bob & Aaron Boone**...**Buddy** managed the Tigers (1996-1998), Rockies (2000-2002) and Royals (2005-2007).

...AND HIS CREW

Eleven of the 12 coaches were new to rookie manager **David Bell's** Major League staff, including pitching coach **Derek Johnson**, assistant pitching coach **Caleb Cotham**, bullpen coach **Lee Tunnell**, hitting coach **Turner Ward**, assistant hitting coach **Donnie Ecker**, first base coach **Delino DeShields**, third base/catching coach **J.R. House**, assistant bullpen/advance scouting coach **Cristian Pérez**, game planning/outfield coach **Jeff Pickler**, associate coach **Rolando Valles** and bullpen catcher **Nate Irving**...**Freddie Benavides**, who spent the previous 5 seasons as infield coach and then first base coach, returned to the staff as bench coach...the day after the season ended, the Reds announced **Ward** would not be returning for the 2020 season...**Ecker** later would be hired by the Giants.

ALL-DECADE TEAM

Among all Major League players with at least **500 apps** beginning in **2010**, **Joey Votto** in the decade ranked **first in walks** (1,046), **first in on-base percentage** (.428), **second in batting average** (.306, Miguel Cabrera .317), **third in OPS** (.944; Mike Trout 1.000, David Ortiz .945), **third in WAR** (52.1; Trout 72.5, Robinson Cano 54.2), **third in doubles** (327), **ninth in hits** (1,532) and **10th in games** (1,411).

GENO

3B Eugenio Suárez ranked second in the Major Leagues with a **career-high 49 HR**, a record for a player from Venezuela and the National League record for HR in a season by a player at that position...**Suárez' 49 HR** are the most by a **third baseman** since

NY Yankees' **Alex Rodriguez** in 2007 established the Major League single-season record by hitting 52 of his 54 HR while playing third base...**Suárez' 49 HR** were the most by a Reds batter since **George Foster** established the single-season franchise record with 52 HR in 1977...NYM's **Pete Alonso** in 2019 hit **53 HR**, a Major League rookie record...after the All-Star break **Suárez** led the Major Leagues with **29 HR**, a new club record for HR in the second half of a season (27, **Ted Kluszewski**, 1954), and led the National League in **slugging percentage** (.684).

FIRST WATCH

In the first inning, the Redlegs led the Major Leagues in **runs scored** (132), **HR** (46, most in the Major Leagues since at least 1940), **RBI** (128), **slugging percentage** (.574) **most games leading after the first inning** (52, 36-16, .692, 16th-best winning percentage in the majors)...outscored opponents in the first frame, **132-90...6 times scored at least 4 runs** in the first inning...**Eugenio Suárez** led the Major Leagues with **15 HR** in the first inning, a franchise record, while **José Iglesias** led the National League in first-inning **batting average** (.433) and ranked second in both **slugging percentage** (.733) and **on-base percentage** (.452).

DOT, DOT, DOT...

Through the first 10 games of the season, the Reds scored **35 runs** while **allowing just 34 runs**...according to @EliasSports, the 2019 Reds team was the **first in Major League history** to begin a season by outscoring its opponents through 10 games while recording as few as 2 wins...the Redlegs began this season with a **2-8 record** and lost their **first 7 road games** of a season for the first time since an **0-9 start** in **1931**...the 7-game road losing streak does not include the **1-1 series split vs StL** in **Mexico** at **Estadio de Béisbol Monterrey**, in which the Reds were the home team...in the 9-2 win on **5/4 vs SF**, for the only time since 1900 **Reds batters** hit 5 HR in a game, all with 2 outs...at **4 hours** and **10 minutes**, the 7-5 loss on **9/6 vs Ari** was the **longest 9-inning game** in Reds history...the previous 9-inning record, set earlier in 2019, was **4:08** (6/21 at Mil, 11-7 win).

APRIL SHOWERS

RHP Luis Castillo was named National League **Pitcher of the Month** for **March/April**...in 7 starts he went **3-1, 1.45** and ranked second in the National League and third in the Major Leagues in **ERA**, second in the NL and sixth in the majors in **strikeouts** (50) and third in the NL and 16th in the majors in **innings pitched** (43.1)...was the first Reds pitcher to win the monthly award since **LHP Denny Neagle** in **September 1999** and the first Reds righthanded starter recognized since **Jose Rijo** in **September 1992**.

DOG DAYS

Aristides Aquino was the National League's **Player of the Month** and **Rookie of the Month** for **August**...led the Major Leagues in **HR** (14) and **RBI** (33) and led the National League in **slugging percentage** (.767)...established a new **National League record** for **HR by a rookie** in a calendar month and tied the franchise record for **HR by any player in any calendar month** (**Frank Robinson**, August 1962 & **Greg Vaughn**, September 1999)...his **33 RBI** were second-most ever by a Reds batter in **August** (**Frank Robinson**,

2019 NATIONAL LEAGUE LEADERS, INDIVIDUAL

Hitting

Eugenio Suárez 189 strikeouts

Pitching

Luis Castillo 3 balks

Raisel Iglesias 55 games finished

2019 NATIONAL LEAGUE LEADERS, TEAM

Pitching

1,552 strikeouts Club record

Miscellaneous

57 one-run games 24-33 (.421)

REDS IN 2019, BY MONTH

March/April 12-17, 3.39 212 BA, 3.75 r/g

May 15-13, 3.91 259 BA, 5.32 r/g

June 11-13, 3.78 234 BA, 3.83 r/g

July 12-13, 5.08 280 BA, 5.08 r/g

August 13-16, 5.03 256 BA, 4.59 r/g

September 12-15, 3.92 220 BA, 3.37 r/g

2019 SPRING TRAINING RECORDS, NL CENTRAL

NL Central	W	L	Pct.	GB
Chicago	19	13	.594	-
Milwaukee	19	14	.576	0.5
Pittsburgh	15	15	.500	3.0
St. Louis	12	15	.444	4.5
Cincinnati	8	19	.296	8.5

2019 OPENING DAY ROSTER

Returning	New in '19	Gone
Castillo, P	DeSclafani, P	Bailey, P
Garrett, P	Duke, P	Brice, P
Hughes, P	Gray, P	Quackenbush, P
Mahle, P	Hernandez, P	Reed, P
Peralta, P	Iglesias, P	Romano, P
Barnhart, C	Lorenzen, P	Stephens, P
Peraza, IF	Roark, P	Weiss, P
Suárez, 3B	Stephenson, P	Mesoraco, C
Votto, 1B	Casali, C	Gennett, 2B
Schebler, OF	Dietrich, IF/OF	Gosselin, IF
Winker, OF	Farmer, IF/C	Pennington, IF
	Iglesias, IF	Duvall, OF
	Kemp, OF	Ervin, OF
	Puig, OF	Hamilton, OF

For first time since 2013, no rookies on OD roster
19th-youngest Opening Day roster in MLB (29.122)

NEW TEAM HOME RUN RECORDS (14)

Team	New Record	Old Record
Minnesota	* 307	225, 1963
NY Yankees	306	267, 2018
Houston	288	249, 2000
LA Dodgers	^ 279	235, 2018
Oakland	257	243, 1996
Chicago Cubs	256	235, 2004
Milwaukee	250	231, 2007
Atlanta	249	235, 2003
Boston	245	238, 2003
NY Mets	242	224, 2017
Washington	231	215, 2017
Cincinnati	227	222, 2005
Cleveland	223	221, 2000
San Diego	219	189, 2017

* MLB record, ^ NL record

REDS' HIGHEST SINGLE-SEASON HOME RUN TOTALS

With **227 home runs**, Redlegs batters established a new club single-season record and produced **200 HR in a season** for the eighth time in modern franchise history.

227	2019	219	2017	204	2007
222 *	2005	217	2006	200	2000
221 **	1956	209	1999			

* 163 games, ** 154 games

MOST 1ST-INNING HR IN A SEASON

Player	HR	Year
Reds	* 46	2019
Brewers	39	2018
Rockies	39	2018
Rangers	39	2001

Since 1940, Courtesy FOX Sports Ohio & @EliasSports
* **Eugenio Suárez** hit a club record **15 HR** in 1st inning

MOST 1ST-INNING HR IN A SEASON, REDS BATTERS

Player	HR	Year
Eugenio Suárez	15	2019
George Foster	12	1977
Joey Votto	11	2017
Joey Votto	10	2010
Ted Kluszewski	10	1954

HOME RUNS IN A SEASON, PLAYERS FROM VENEZUELA

Eugenio Suárez, Cin	49	2019
Andrés Galarraga, Col	47	1996
Miguel Cabrera, Det	44	2013
Miguel Cabrera, Det	44	2012
Richard Hidalgo, Hou	44	2000
Andrés Galarraga, Atl	44	1998
Tony Armas, Bos	43	1984
Ronald Acuña Jr., Atl	41	2019
Andrés Galarraga, Col	41	1997
Carlos González, Col	40	2015

Courtesy @EliasSports

2019 HOME RUN LEADERS

Pete Alonso, NYM	53 HR	120 RBI
Eugenio Suárez, Cin	49 HR	103 RBI
Jorge Soler, KC	48 HR	117 RBI
Cody Bellinger, LAD	47 HR	115 RBI
Mike Trout, LAA	45 HR	104 RBI
Christian Yelich, Mil	44 HR	97 RBI
Nolan Arenado, Col	41 HR	118 RBI
Alex Bregman, Hou	41 HR	112 RBI
Nelson Cruz, Min	41 HR	108 RBI
Ronald Acuña Jr., Atl	41 HR	101 RBI

HOME RUNS IN A SEASON, THIRD BASEMEN

Alex Rodríguez, NYY	52	2007
Eugenio Suárez, Cin	49	2019
Adrián Beltré, LAD	48	2004
Mike Schmidt, Phi	48	1980
Alex Rodríguez, NYY	47	2005
Eddie Mathews, Mil	47	1953

Courtesy @EliasSports

FEWEST PLATE APPS TO 10 HOME RUNS, REDS BATTERS

Wally Post	69 PA	1960
Wally Post	87 PA	1956
Tony Perez	89 PA	1970
Derek Dietrich	90 PA	2019

34 RBI, August 1962) and the most by a Reds batter in any month since **Jay Bruce** had **33 RBI** in **May 2011**... was the first player to win both awards in the same month since NYY's **Aaron Judge** did it twice in **2017** and the first NL player to do it since LAD's **Yasiel Puig** in **June 2013**...**Aquino** was the second Reds player to win both awards but the first to win both in the same season... **Adam Dunn** was **Co-Rookie of the Month** in **August 2001** (w/ Hou's **Roy Oswalt**) and **Player of the Month** in **July 2005**...**Aquino** was the first Reds player to win the **Player of the Month** since **Scotter Gennett** in **May 2018** and the first Red to win **Rookie of the Month** since **Billy Hamilton** in **June 2014**.

SEPTEMBER

Eugenio Suárez was the National League's **Player of the Month** for **September**, his first monthly award... following **Aristides Aquino's** NL Player of the Month award in August, **Suárez** and **Aquino** became the first different Reds players to win consecutive monthly awards since **Joe Morgan** (August) and **George Foster** (July) did it in **1976**... **Suárez** was the third Reds player to win a monthly award this season (**RHP Luis Castillo** in March/April, **Aquino** in August).

PLAYER OF THE WEEK

Promoted on 8/1, rookie **RF Aristides Aquino** was named **NL Player of the Week** for **8/5-8/11**...led the Major Leagues in **slugging percentage** (1.364), tied for the lead in **HR** (6) and led the National League in **hitting** (.500) and **RBI** (11)...was the first Reds rookie to win a **Player of the Week** award since **RHP Chris Reitsma** in **April 2001** and the first Reds rookie position player since **Hal Morris** in **July 1990**.

THE PUNISHER

Rookie **Aristides Aquino** has produced **19 HR** in his first **57 career games** and **226 plate apps**, including a **3-homer game** on **8/10 vs Cubs** in which he homered in **3 consecutive innings** (2nd, 3rd, 4th)...in 2019, he established modern Major League records for **fewest career games to 14 HR** (28) and **fewest career plate apps to 15 HR** (122)...in the first inning on **8/28 at Mia** off **Sandy Alcantara** hit his **13 HR** in his **100th career plate appearance**...is the only player in modern Major League history with **13 HR** in his first **100 career plate apps**...holds modern **Major League records** for **HR** in a player's **first 12 career games** (8), **first 14 career games** (9), **first 16 career games** (10), **first 17 career games** (11), **first 22 career games** (12), **first 27 career games** (13) and **first 28 career games** (14)...with **14 HR** in **August** established a new **National League record** for **home runs by a rookie in a calendar month**... **Aquino** shares with **Frank Robinson** (**August 1962**) and **Greg Vaughn** (**September 1999**) the franchise record for **HR** by any player in any **calendar month**... became the **first Major League rookie** and **first Reds player** to homer in **3 consecutive innings**, tying the **Major League record** for HR in consecutive innings in a game...he was the **13th player** to do it, the second in 2019 (Chi's **Kris Bryant**, 5/17 at Wsh, 7th-9th)...is only the **second player** in modern Major League history with a **3-homer game** within his **first 10 career games** (**Bobby Estalella**, 10th game, 9/4/1997).

ROOKIE HAZING

Five Reds players made **Major League debuts** in 2019, including **CF Nick Senzel**, **IF/OF Josh VanMeter**, **RHP Jimmy Herget**, **OF Brian O'Grady** and **RHP Joel Kuhnel**...in 2019, for the first time since **2013**, the Reds did not have a rookie on their **Opening Day roster** and was the **19th-youngest roster** in the Major Leagues (29 years, 122 days)...the Reds' **Opening Day roster** was the youngest in the majors in **2017** (26 years, 355 days) and second-youngest in **2018** (27.196)...in **2017**, for the first time in researchable history the Redlegs began a season with **7 rookies** on their **Opening Day roster**.

ALL-STAR

Named by his peers to the **National League All-Star team**, **RHP Luis Castillo** threw a perfect bottom of the fourth inning in the 4-3 loss at Cle's **Progressive Field** (**Carlos Santana** struck out, **J.D. Martinez** struck out, **Alex Bregman** 4-3)...**Castillo** was joined by **RHP Sonny Gray**, who was added to the **NL All-Star** roster to replace **Wsh's Max Scherzer** but did not pitch...**Castillo** and **Gray** are the first **Reds starting pitchers** named to the **All-Star team** since **Johnny Cueto** and **Alfredo Simon** in **2014**.

COORS LIGHT

In the **17-9 Reds win on 7/13 at Coors Field**, the Reds became the first Major League team in the **modern era** to produce in a game at least **5 triples** and at least **3 HR**.. tied the franchise record with **5 triples** (**Nick Senzel** 2, **Phillip Ervin**, **José Peraza**, **Eugenio Suárez**)...became the first team in **Coors Field history** with **5 triples** in a game...**Phillip Ervin** tied the club record with **6 hits**, accomplished for the fourth time (**Tony Cuccinello** 1931, **Ernie Lombardi** 1937, **Walker Cooper** last on **7/6/1949 vs Cubs**)...For the second time in modern franchise history, 4 players produced at least 4 hits (**Nick Senzel** 4, **Yasiel Puig** 4, **Phillip Ervin** 6, **José Peraza** 4)...**Lonny Frey**, **Frank McCormick**, **Ernie Lombardi** and **Harry Craft** each had at least 4 hits vs Brooklyn on **6/8/1940**..**Ervin** and **Senzel** each fell a home run shy of the cycle...**Puig** fell a triple shy of the cycle...the Reds had **12 extra-base hits**, 3 shy of the **club record** (**5/19/1999 at Col**) and their most in a game since they had **13 extra-base hits** in a **17-4 win on 8/26/2001 at Montreal**...scored **17 runs**, their highest total since **8/19/2005 vs Ari** (17-3 win) and their highest total on the road since **8/26/2001 at Montreal**...the Reds' **47 total bases** was their highest total since they had **49 total bases** in a 22-3 win on **9/4/1999 at Phi**...the scheduled **6:10 p.m.** start began after a weather delay of **3:08** and was completed in **3:53**, at **1:10 a.m.** local time.

RUTHIAN

In the 8-5 win on 9/4 vs Phi, **Michael Lorenzen** joined **Babe Ruth** (**6/13/1921 vs Det**) as the only Major League players since 1900 to **earn the win, hit a home run and play the outfield** in the same game...entered in the seventh inning as the Reds' third pitcher of the game and suffered a blown save after **Jay Bruce** homered to tie the score at 5-5...in the bottom of the eighth hit his only HR of the season and seventh of his career, a 2-run HR off **Blake Parker** that extended the Reds' lead to 8-5... **played center field** in the top of the ninth.

HOME RUNS IN A SEASON, REDS BATTERS

George Foster	52	1977
Eugenio Suárez	49	2019
Ted Kluszewski	49	1954
Ted Kluszewski	47	1955
Adam Dunn	46	2004

MAJOR LEAGUE HOME RUN LEADERS, 2018-2019

Eugenio Suárez' 83 HR over the last 2 seasons are second-most in the Major Leagues.

Trout	84	Yelich	80	Martinez ...	79
Suárez	83	Arenado	79	Cruz	78

HOTTEST CORNER

Eugenio Suárez is 1 of only 4 players in franchise history to hit **30 HR** in a season while playing primarily **third base** and the second to **do it twice** (list below).

Eugenio Suárez	2019	49 HR, 103 RBI
Tony Pérez	1970	40 HR, 129 RBI
Tony Pérez	1969	37 HR, 122 RBI
Todd Frazier	2015	35 HR, 89 RBI
Eugenio Suárez	2018	34 HR, 104 RBI
Deron Johnson	1965	32 HR, 130 RBI

HR & RBI Season Totals

HARDEST HIT HR BY REDS BATTERS, STATCAST ERA

Aristides Aquino	118.3	8/8/19 vs Cubs, Hamels
Patrick Kivlehan	113.0	8/12/17 at Mil, Suter
Brandon Dixon	112.4	9/11/18 vs LAD, Ryu
Eugenio Suarez	112.2	...	6/30/19 vs Cubs, Lester
Aristides Aquino	111.7	..	8/28/19 at Mia, Alcantara
Derek Dietrich	111.7	5/22/19 at Mil, Davies

HARDEST HIT HOME RUNS IN 2019, PER STATCAST

Aristides Aquino, Cin ..	118.3	8/8 vs Cubs, Hamels
Gary Sánchez, NYY	118.3	5/3 vs Min, Morin
Pete Alonso, NYM	118.3	4/11 at Atl, Venters
Pete Alonso, NYM	117.0	...	6/20 at Cubs, Chatwood
Bryce Harper, Phi	116.4	...	9/24/g2 at Wsh, Strickland
Aaron Judge, NYY	116.3	7/5 at TB, Stanek

MOST HOME RUNS IN FIRST 14 CAREER GAMES

Aristides Aquino	9	2018 - 2019
Trevor Story, Col	8	2016

Since 1900, Courtesy @EliasSports
Aquino played in 1 game in 2018

MOST HOME RUNS IN FIRST 12 CAREER GAMES

Aristides Aquino	8	2018 - 2019
Yordan Alvarez, Hou ...	7	2019
Trevor Story, Col	7	2016
Trey Mancini, Bal	7	2016 - 2017
Dino Restelli, Pit	7	1949

Since 1900, Aquino played in 1 game in 2018

MOST HOME RUNS IN FIRST 10 GAMES FOR THE REDS

Aristides Aquino	* 7	2018 - 2019
Corey Patterson	4	2008
Josh Hamilton	4	2007
Juan Encarnacion	4	2002
Ron Gant	4	1995
Brian R. Hunter	4	1994 - 1995
Gus Bell	4	1953
Ron Northey	4	1950

Since 1900, Courtesy @EliasSports

* Tied Trevor Story's ML record for HR in 1st 10 career G

MOST RBI IN FIRST 10 GAMES FOR THE REDS

Ken Griffey Jr.	14	2000
Jim Greengrass	13	1952
Aristides Aquino	14	2019
Brandon Phillips	13	2006
Jim Bottomley	13	1933

Since 1920, Courtesy @EliasSports

2019 MAJOR LEAGUE DEBUTS & AQUINO

Player	Age	G	OPS	HR	RBI	SB
Aristides Aquino, Cin	25	57	.887	* 19	47	7
Nick Senzel, Cin	24	104	.742	^ 12	42	14
Pete Alonso, NYM	24	161	.941	53	120	1
Bryan Reynolds, Pit	24	134	.880	16	68	3
Vlad Guerrero Jr., Tor	20	123	.772	15	69	0
Eloy Jiménez, ChiA	22	122	.828	31	79	0
Mike Yastrzemski, SF	29	107	.852	21	55	2
Cavan Biggio, Tor	24	100	.793	16	48	4
Michael Chavis, Bos	24	95	.766	18	58	2
Yordan Alvarez, Hou	22	87	1.067	27	78	0
Fernando Tatis Jr., SD	20	84	.969	22	53	16
Keston Hiura, Mil	23	84	.938	19	49	9
Austin Riley, Atl	22	80	.750	18	49	0
Bo Bichette, Tor	21	46	.930	11	21	4

Aristides Aquino made his Major League debut in 2018 (1 game)

* Set MLB records for fewest career G to 14 HR, fewest PA to 15 HR

^ First batter in Reds history with 3 HR in his first 4 career games

FIRST IMPRESSION

According to @EliasSports, on 7/19 vs StL **C Ryan Lavarney** became the **first player** with **2 HR** in his first game with the Reds, the first player with **more than 3 RBI** in his first game with the Reds and only the **fourth Major League player**, since RBI became a statistic in 1920, to produce in his debut for a team at least **3 hits, 2 HR and 6 RBI** (that list is below).

Ryan Lavarney, Cin...	7/19/2019 vs StL...3h, 2hr, 6rbi
Sam Horn, Bal	4/9/1990 at KC4h, 2hr, 6rbi
Brant Aleya, Min	4/7/1970 at Chi4h, 2hr, 7rbi
Roman Mejias, Hou.....	* 4/10/1962 at SF...3h, 2hr, 6rbi

* Colt .45s' first game

200-STRIKEOUT SEASONS, REDS PITCHERS

Mario Soto	274	1982
Jim Maloney	265	1963
Jim Maloney	244	1965
Johnny Cueto	242	2014
Mario Soto	242	1983
Noodles Hahn	239	1901
Jose Rijo	227	1993
Luis Castillo	* 226	2019
Tom Seaver	226	1978
Aaron Harang	218	2007
Aaron Harang	216	2006
Jim Maloney	216	1966
Mario Soto	214	1985
Jim Maloney	214	1964
Gary Nolan	206	1967
Edinson Volquez	206	2008
Sonny Gray	* 205	2019
Johnny Vander Meer	202	1941

List Courtesy @EliasSports, * Career highs

2-WAY PLAYER

RHP Michael Lorenzen appeared in **105** of the Reds' **162 games** (73g at P, 6gs in CF, 18g in CF, 8g in LF, 4g in RF, 13g as pinch runner, 6g as a pinch hitter)...in 5 of the last 14 games of the season was the Reds' starting center fielder..**9 times** in his career, including twice in 2019 (4/9 vs Mia, 4/15 at LAD), he entered games as a pinch hitter and remained in that game to pitch...became the **first player in Reds history**, whose primary position is pitcher, to appear in **each of the first 6 games of a season** (PR/CF, P, PR, P, PR, P)...is the first Reds player with as many as 410.2 career innings pitched to play center field since **Hal Jeffcoat** (474.1ip) in **1958**.

CATCH A BREAK

The Reds used **5 catchers** this season, including **Tucker Barnhart, Curt Casali, Kyle Farmer, Juan Graterol** and **Ryan Lavarney**...the **3 catchers** on the club's **Opening Day roster - Barnhart (IL), Casali (IL) & Farmer** (concussion) - simultaneously were unable to play for **8 days** (7/18-7/25), until **Barnhart** came off the injured list prior to the game on **7/26**...the Reds also used **5 catchers** in a season last year (**Barnhart, Casali, Devin Mesoraco, Tony Cruz, Tim Federowicz**)...per @EliasSports, the Reds used **6 catchers** in a season just **7 times** in their history, most recently in **1992** (**Troy Afenir, Scott Bradley, Joe Oliver, Jeff Reed, Dan Wilson, Rick Wrona**)...also used **6 catchers** in **1963, 1961, 1937, 1925** and **1895**...the **1909 Reds** used a club-record **8 catchers** (**Tommy Clarke, Tom Downey, Emil Haberer, Mike Konnick, Larry McLean, Si Pautxis, Duck Pearce, Frank Roth**).

SATURDAY NIGHT FEVER

In the **1-0 Diamondbacks win on 9/14 at Chase Field**, the Diamondbacks scored the game's only run in the third inning when **Nick Ahmed** tripled off **Anthony DeSclafani** and then scored on **Jarrold Dyson's** sacrifice fly...the Diamondbacks became the first team in modern Major League history, in a game of at least 9 innings, to win with only 1 base runner...the Diamondbacks became the first team to win a game while producing just 1 hit since the Pirates beat the Dodgers, 1-0, in 10 innings on **8/23/2017**...in that Pirates win in 2017, LAD's **Rich Hill** threw **9.0 no-hit innings** before allowing a leadoff HR in the 10th to Pit's **Josh Harrison**.

MEXICO SERIES

In April the **Reds** and **Cardinals** split the 2-game series in **Mexico** at **Estadio de Béisbol Monterrey**, the current home of the **Sultanes de Monterrey** of the **Mexican League**...was the first regular season visits to Mexico for both the **home team Reds** and the **visiting Cardinals**...prior to that series, the Reds most recently played internationally in **May 2017**, when in **Toronto** they were swept in a 3-game series by the **Blue Jays** at **Rogers Centre**...the Redlegs most recently played south of the U.S. border in **April 2003**, when they suffered a 2-1 series loss to the **Montreal Expos** at **Hiram Bithorn Stadium** in **San Juan, Puerto Rico**.

AND THIS ONE BELONGS...

Hall of Fame broadcaster **Marty Brennaman** retired after 46 seasons calling Reds games for **700 WLW Radio**...he joined the Reds radio team in **1974** and for **31 seasons** (1974-2004) shared the 700 WLW Radio booth with Reds Hall of Fame pitcher **Joe Nuxhall**, tying LA's **Vin Scully** and **Jerry Doggett** for the longest running broadcast duo in baseball history...**Brennaman** is only the eighth Major League Baseball broadcaster to work for the same team for at least 46 seasons, joining **Scully** (67 seasons, 1950-2016), **Ralph Kiner** of the Mets (52, 1962-2013), KC's **Denny Matthews** (51, 1969-2019), Mil's **Bob Uecker** (49, 1971-2019), **Jack Buck** (48, 1954-2001) & **Mike Shannon** (48, 1972-2019) of the Cardinals and LAD's **Jaime Jarrín** (47, 1973-2019). **winning streak** from **7/15-8/4, 2016**...the Redlegs had the best record in the NL Central Division in **June** (15-11, .577).

LONGEST STREAKS OF 6 HITS OR FEWER, STARTERS *

Sonny Gray	33...	184.2ip.....	8/25/2018 - active
Nolan Ryan	31.....	178ip.....	5/1/1991 - 6/1/1992
Marcelino Lopez ...	30.....	137ip... ..	9/1/1966 - 7/30/1971

* Excluding "openers"

REDS' LOWEST ERA IN AUGUST

Sonny Gray	0.74	2019
Bill Gullickson	0.79	1986
Elmer Riddle	0.88	1941
Fred Toney	0.93	1916
Jim Maloney	1.18	1967

Since 1912, Minimum 5 starts, Courtesy @EliasSports

MLB'S LONGEST SCORELESS STREAKS, 2019

Hyun-Jin Ryu, LAD	32.0	5/1 - 5/25
Tyler Duffey, Min	23.2	7/28-9/25
Sonny Gray, Cin	23.0	8/4 - 8/20
Jesse Chavez, Tex	23.0	5/5 - 6/10
Jack Flaherty, StL	23.0	7/26 - 8/13
Jacob deGrom, NYM ...	23.0	9/9 - 9/25

MOST RECENT SCORELESS STREAKS, REDS PITCHERS

Sonny Gray	23.0	8/4 - 8/20, 2019
J.J. Hoover	26.1 ...	6/13 - 8/19, 2013

Single-season

MOST RECENT SCORELESS STREAKS, REDS STARTERS

Sonny Gray	23.0	8/4 - 8/20, 2019
Tom Browning	23.0	5/29 - 6/8, 1990
Tom Browning	25.0	6/6 - 6/25, 1989
Tom Seaver.....	27.0 ...	9/15 - 9/30, 1977

Single-season

RECENT REDS WITH 3 CONSECUTIVE SCORELESS STARTS

Sonny Gray	3	8/4 - 8/15, 2019
Tom Browning	3	6/10-6/21, 1989
Jose Rijo	4	8/14-9/18, 1988
Jim Maloney	3	9/21-9/29, 1968
Carl Mays	3	7/27-8/7, 1926

Single-season

8 STRIKEOUTS & 2 HITS

Since the distance from the pitching rubber to home plate was set at 60 feet, 6 inches in 1893, only 3 times in Major League history has a pitcher made **3 consecutive starts** in a season with **at least 8 strikeouts** and **no more than 2 hits allowed** in each game (list below)...**Luis Castillo's streak**, to open the 2019 season, was snapped in the 4-3 walkoff loss on 4/15 at LAD (5ip, 4h, 2er, 5bb, 7k)...no pitcher ever has done it in 4 consecutive starts.

Luis Castillo, Cin

3/28-4/9, 2019	
Randy Johnson, Sea	6/2-6/13, 1997
Rube Marquard, NYG	8/24-9/1, 1911

Marquard did it in three 9-inning CG (2h, 1h, 1h)

5 IP, 2 H, 2 R

RHP Luis Castillo 8 times in 2019 pitched at least **5.0 innings** with **2 or fewer hits** and **2 or fewer runs**, a franchise single-season record for such starts (list below).

Luis Castillo	8, 2019	Jim Maloney	4, 1969
Homer Bailey	4, 2013	Jim Maloney	4, 1965
Jack Armstrong	4, 1988	Jake Weimer	4, 1907

Courtesy @EliasSports

LONGEST STREAKS OF 6 INNINGS & 3 HITS OR FEWER

Since the pitching mound was adjusted to 60 feet, 6 inches in **1893**, **RHP Anthony DeSclafani's** streak of **5 starts** with at least **6.0 innings pitched** while allowing **3 hits** or fewer is tied for the second-longest in MLB history.

Johan Santana 7 starts 7/1 - 8/1, 2004
Anthony DeSclafani ... 5 starts 8/28 - 9/21, 2019
 Al Leiter 5 starts 5/11 - 6/1, 1996
 Nolan Ryan 5 starts .. 9/20/1976 - 4/7/1977

Courtesy @EliasSports

9

RHP Raisel Iglesias over 3 apps from **4/18-4/20** struck out each of **9 consecutive batters**, a streak snapped on 4/23 vs Atl by a **Matt Joyce's** pinch-hit double leading off the ninth inning...was the longest strikeout streak by a Reds pitcher since **at least 1959** (that list is below)...was the longest streak in the Major Leagues since **RHP German Márquez** of the Rockies struck out 9 straight batters in consecutive starts on **9/21 & 9/26, 2018**...no pitcher has retired 10 consecutive batters, all by strikeout, since **LHP Carlos Rodón** of the Sox did it over 2 starts from **9/25 & 9/30, 2016**...LAD's **Eric Gagne** is the last RHP to strike out 10 straight batters (**5/17-5/21, 2003**).

Raisel Iglesias 9 .. 4/18 - 4/20, 2019
 Jim Maloney 8 ... 5/21/1963 vs Mil
 Many Reds 7 -
Anthony DeSclafani . * 6 6/23/19 at Mil
David Hernandez 6 .. 4/20 - 4/25, 2019
Robert Stephenson . * 6 8/25/17 vs Pit

* Club record to begin a game, Courtesy @EliasSports

IMMACULATE INNING

In the ninth inning of the **5-4 loss** on **8/18 vs StL**, **RHP Kevin Gausman** became only the fifth documented Reds pitcher to retire **all 3 batters** in an inning, **all by strikeout** and with just **9 pitches**...those 5 Reds pitchers are listed below...5 other Major League pitchers threw **Immaculate Innings** in 2019 (**Chris Sale** twice, **Josh Hader**, **Thomas Pannone**, **Stephen Strasburg**, **Chris Martin**).

Pedro Borbon 6/23/1979 vs SF (9th)
 Rob Dibble 6/4/1989 vs SD (8th)
 Carlos Contreras 7/11/2014 vs Pit (7th)
 Drew Storen 4/18/2017 vs Bal (9th)
Kevin Gausman 8/18/2019 vs StL (9th)

10 & 10

On 8/19 and 8/20 vs SD, **RHP Trevor Bauer** (11) and **RHP Sonny Gray** (10) became the first Reds pitchers to record **at least 10 strikeouts** in consecutive starts since **RHP Gary Nolan** (10) and **RHP Jim Maloney** (10) did it on **9/20 & 9/21, 1968 at Hou**...since 1900, Reds pitchers never have recorded **at least 10 strikeouts** in **3 consecutive starts**...in the 4-2 win vs SD on 8/21, **Luis Castillo**, with three **10-strikeout games** to that point in the season and **six 10-strikeout games** in his career, finished with **4 strikeouts** (6ip, 5h, 1er, 0bb).

REDS' SHORTENED OFFICIAL GAMES, SINCE 2000

Listed below are official games in which the Reds played that were shortened since 2000:

Date	Opp.	Score	Inning
8/1/19.....	at Atl.....	L, 1-4.....	7
9/8/18.....	vs SD.....	W, 7-2.....	7
7/11/13.....	vs SF.....	W, 8-1.....	6
9/22/06.....	vs Chi.....	W, 4-2.....	5
6/14/04.....	at Phi.....	L, 7-10.....	9
4/22/04.....	vs Atl.....	W, 5-3.....	5
10/4/01.....	at Chi.....	L, 0-2.....	8
7/18/01.....	vs Atl.....	L, 1-3.....	8
4/3/00.....	vs Mil.....	T, 3-3.....	6

Courtesy @EliasSports

BEST RECORDS WHEN LEADING AFTER 1ST INNING

Dodgers	35-5875
Yankees	36-6857
Astros	43-8843
Rays	34-9791
Nationals	37-10787
Cardinals	27-9750
Indians	33-11750
Rangers	32-11744
Athletics	27-10730
Cubs	35-13729
Twins	37-14725
Diamondbacks	26-10722
Braves	35-14714
Brewers	31-13705
Mets	33-14702
Reds	36-16692

14-0, 2-1, 5-0

From **4/9-4/10**, the Reds swept a 3-game series from the Marlins in which they allowed only 1 run in 14-0, 2-1 and 5-0 wins...the 1 run allowed ties for the fewest in franchise history for **any series of at least 3 games**, and for only the seventh time ever Reds pitchers allowed 0 or 1 run in a series of at least 3 games...list is below.

4/9-4/11, 2019 vs Mia	3-0 series win
5/10-5/12, 2010 at Pit	3-0 series win
8/22-8/24, 1998 at Montreal	3-0 series win
6/21-6/23, 1963 vs Hou	4-0 series win
9/25-9/26, 1943 vs Bos	4-0 series win
8/26-8/28, 1926 vs Brooklyn	3-0 series win
10/8-10/9, 1904 at StL	4-0 series win

Reds pitchers allowed exactly 1 run in each of the 7 series

SPLASH!

In the second inning of the 7-5 loss at Pit, **Derek Dietrich** hit a **436-foot HR** off **RHP Chris Archer** that gave the Reds a 2-1 lead...**Dietrich** became the 32nd player to homer on the fly or by bounce into the **Allegheny River** (47th time)...in **Dietrich's** next plate appearance, in the fourth inning, **Archer** threw a pitch behind **Dietrich** that sparked a bench-clearing incident that led to the ejections of manager **David Bell**, **LHP Amir Garrett** and **RF Yasiel Puig** of the Reds along with Pit's **RHP Keone Kela** and **LHP Felipe Vázquez**...**Bell** (1g), **Puig** (2) and **Archer** (5g) were suspended.

DISCIPLINE ISSUED

MLB suspended 8 individuals for their roles in a bench-clearing incident between the **Reds** and **Pirates** on 7/30 at GABP, the teams' second bench-clearing incident of the season...below is a list of those who were disciplined:

David Bell	6-game suspension, fined
Amir Garrett	8-game suspension, fined
Jared Hughes	3-game suspension, fined
Yasiel Puig	3-game suspension, fined
Joey Votto	fined
Phillip Ervin	fined
Keone Kela	10-game suspension, fined
José Osuna	5-game suspension, fined
Kyle Crick	3-game suspension, fined
Clint Hurdle	2-game suspension, fined
Trevor Williams	fined

Additionally, a number of players from both clubs received fines for their participation while on the Injured List.

POSITION PLAYERS TO PITCH, MOST RECENT

José Peraza	7/30/19 vs Pit (11-4 loss)
Kyle Farmer	8/8/19 vs Chc (12-5 loss)
José Peraza	8/16/19 vs StL (13-4 loss)
Brandon Dixon	8/31/18 at StL (12-5 loss)
Brandon Dixon	8/13/18 vs Cle (10-3 loss)
Phillip Ervin	8/8/18 at NYM (8-0 loss)
Alex Blandino	7/11/18 at Cle (19-4 loss)
Cliff Pennington	4/12/18 vs StL (13-4 loss)
Scouter Gennett	8/14/17 at Chc (15-5 loss)
Tyler Holt	8/22/16 vs LAD (18-9 loss)

HEART & HUSTLE

José Iglesias received the **2019 Heart & Hustle Award**, given annually by the MLB Players Alumni Association to a player from each team who demonstrates a passion for and best embody the values, spirit and tradition of the game...previous Reds winners were **Scouter Gennett** (2018), **Adam Duvall** (2017), **Zack Cozart** (2016), **Todd Frazier** (2015), **Skip Schumaker** (2014), **Shin-Soo Choo** (2013), **Chris Heisey** (2012), **Miguel Cairo** (2011), **Jonny Gomes** (2010), **Adam Rosales** (2009), **Jerry Hairston Jr.** (2008), **Ryan Freel** (2007) & **Adam Dunn** (2006).

TOOLS

Below are Reds major and minor league players rated the best by *Baseball America* in its 2019 "best tools" issue, as selected by field managers, scouts and baseball executives:

NL's Best Strike Zone Judgment	Joey Votto
NL's Best Changeup	Luis Castillo
IL's Best Defensive 1B	Brian O'Grady
IL's Best Outfield Arm	Aristides Aquino
SL's Best Strike Zone Judgment	Taylor Trammell
SL's Best Reliever	RHP Joel Kuhnel
SL's Best Defensive Catcher	Tyler Stephenson
FSL's Best Reliever	RHP Ryan Nutof
FSL's Best Defensive 3B	Jonathan India
MWL's Best Reliever	RHP Connor Bennett

International League (Louisville), Southern League (Chattanooga), Florida State League (Daytona), Midwest League (Dayton)

ALL-TIME GAMES, REDS CAREER

1. Pete Rose	2,722
2. Dave Concepcion	2,488
3. Barry Larkin	2,180
4. Johnny Bench	2,158
5. Tony Perez	1,948
6. Joey Votto	1,717

ALL-TIME RUNS, REDS CAREER

1. Pete Rose	1,741
2. Barry Larkin	1,329
3. Johnny Bench	1,091
4. Frank Robinson	1,044
5. Joey Votto	1,009

ALL-TIME HITS, REDS CAREER

1. Pete Rose	3,358
2. Barry Larkin	2,340
3. Dave Concepcion	2,326
4. Johnny Bench	2,048
5. Tony Perez	1,934
6. Vada Pinson	1,881
7. Joey Votto	1,866

ALL-TIME DOUBLES, REDS CAREER

1. Pete Rose	601
2. Barry Larkin	441
3. Joey Votto	404

ALL-TIME HOME RUNS, REDS CAREER

1. Johnny Bench, R	389
2. Frank Robinson, R	324
3. Tony Perez, R	287
4. Joey Votto, L	284

ALL-TIME RBI, REDS CAREER

1. Johnny Bench	1,376
2. Tony Perez	1,192
3. Pete Rose	1,036
4. Frank Robinson	1,009
5. Barry Larkin	960
6. Dave Concepcion	950
7. Joey Votto	944

ALL-TIME WALKS, REDS CAREER

1. Pete Rose	1,210
2. Joey Votto	1,180

INTENTIONAL WALKS, REDS CAREER

1. Joey Votto	140
2. Johnny Bench	135

25-HOME RUN SEASONS, REDS CAREER

1. Frank Robinson	9
2. Johnny Bench	8
3. Adam Dunn	7
4. Joey Votto, Jay Bruce, Tony Perez ...	6

ALL-TIME HITS AT GABP

1. Joey Votto	877
2. Brandon Phillips	864

ALL-TIME HOME RUNS AT GABP

1. Joey Votto	* 152
2. Jay Bruce	136

* 4 HR at Great American Ball Park in 2019

REDS 2019 BATTING STATISTICS

PLAYER	AVG	G	AB	R	H	TB	2B	3B	HR	RBI	SH	SF	HP	BB	IBB	SO	SBCS	DP	GI			PINCH HIT					
																			E	SLG	OBP	AB	H	HR	RBI		
+Alaniz,R	1.000	8	1	0	1	1	0	0	0	1	0	0	0	0	0	0	0	0	0	1	1.000	1.000	0	0	0	0	
+Aquino,A	.259	56	205	31	53	118	8	0	19	47	0	2	2	16	2	60	7	0	5	2	.576	.316	2	1	0	0	
Barnhart,T	.231	114	316	32	73	120	14	0	11	40	1	1	2	44	7	83	1	0	5	2	.380	.328	21	0	0	1	
Bauer,T	.143	10	14	1	2	2	0	0	0	0	0	0	0	2	0	9	0	0	0	0	.143	.250	0	0	0	0	
Blandino,A	.250	23	36	6	9	13	1	0	1	3	0	2	2	10	0	14	0	0	1	1	.361	.420	8	2	0	0	
Bowman,M	.000	27	1	0	0	0	0	0	0	0	0	0	0	0	0	0	0	0	1	1	.000	.000	0	0	0	0	
Casali,C	.251	84	207	24	52	85	9	0	8	32	0	3	1	25	1	59	0	0	1	3	.411	.331	14	2	0	1	
Castillo,L	.097	32	62	3	6	7	1	0	0	0	4	0	0	0	0	32	0	0	1	1	.113	.097	0	0	0	0	
Colon,C	.500	8	6	1	3	3	0	0	0	1	0	0	2	0	0	0	0	0	0	0	.500	.625	6	3	0	1	
DeSclafani,A	.109	31	55	0	6	6	0	0	0	1	2	0	0	0	0	28	0	0	0	0	.109	.109	0	0	0	0	
Dietrich,D	.187	113	251	41	47	116	8	2	19	43	0	1	25	28	2	74	1	1	2	3	.462	.328	29	4	2	4	
Ervin,P	.271	94	236	30	64	110	11	7	7	23	0	2	4	18	0	63	4	3	4	2	.466	.331	27	8	2	6	
Farmer,K	.230	97	183	22	42	75	6	0	9	27	0	1	3	10	1	59	4	1	1	3	.410	.279	37	10	1	6	
Galvis,F	.234	32	107	12	25	44	4	0	5	16	0	1	1	7	0	33	0	1	3	1	.411	.284	4	1	0	0	
RIGHT	.300		20		6	10	1	0	1	2	0	0	0	0	0	5			1	1	.500	.300	0	0	0	0	
LEFT	.218		87		19	34	3	0	4	14	0	1	1	7	0	28			2	2	.391	.281	4	1	0	0	
Gausman,K	.037	31	27	1	1	1	0	0	0	0	0	0	0	0	0	18	0	0	1	3	.037	.037	0	0	0	0	
CIN	.000	15	0	0	0	0	0	0	0	0	0	0	0	0	0	0	0	0	0	1	.000	.000	0	0	0	0	
Gennett,S	.226	42	133	15	30	43	7	0	2	11	0	2	2	2	0	41	0	0	1	1	.323	.245	6	1	0	1	
CIN	.217	21	69	4	15	18	3	0	0	5	0	1	1	1	0	20	0	0	0	0	.261	.236	2	0	0	0	
Graterol,J	.222	6	18	1	4	4	0	0	0	1	0	0	0	0	0	4	0	0	0	0	.222	.222	1	1	0	0	
Gray,S	.152	34	46	3	7	9	0	1	0	3	12	0	0	2	0	19	0	0	0	2	.196	.188	0	0	0	0	
Hughes,J	.000	72	2	0	0	0	0	0	0	0	0	0	0	0	0	1	0	0	0	0	.000	.000	0	0	0	0	
CIN	.000	47	2	0	0	0	0	0	0	0	0	0	0	0	0	1	0	0	0	0	.000	.000	0	0	0	0	
Iglesias,J	.288	146	504	62	145	205	21	3	11	59	1	2	3	20	3	70	6	6	17	9	.407	.318	6	2	1	1	
Iglesias,R	.000	68	2	0	0	0	0	0	0	0	0	0	0	0	0	1	0	0	0	1	.000	.000	0	0	0	0	
Kemp,M	.200	20	60	4	12	17	2	0	1	5	0	1	0	1	0	19	0	0	2	0	.283	.210	4	1	0	0	
+Kuhnel,J	.000	11	1	0	0	0	0	0	0	0	0	0	0	0	0	0	0	0	0	0	.000	.000	0	0	0	0	
Lavarway,R	.278	5	18	4	5	13	2	0	2	7	0	0	0	1	0	5	0	0	0	1	.722	.316	0	0	0	0	
Lorenzen,M	.208	105	48	6	10	15	2	0	1	6	0	0	0	5	0	17	5	2	1	1	.313	.283	6	1	0	1	
Mahle,T	.088	27	34	4	3	4	1	0	0	0	6	0	0	1	0	19	0	0	0	1	.118	.114	0	0	0	0	
+Mella,K	.000	2	1	0	0	0	0	0	0	0	0	0	0	0	0	1	0	0	0	0	.000	.000	0	0	0	0	
+O'Grady,B	.190	28	42	4	8	18	2	1	2	3	0	0	2	4	0	17	0	0	0	0	.429	.292	12	2	1	2	
Peraza,J	.239	141	376	37	90	130	18	2	6	33	0	2	8	17	0	58	7	6	9	9	.346	.285	18	3	1	3	
Puig,Y	.252	100	373	51	94	177	15	1	22	61	0	3	5	23	1	89	14	5	9	3	.475	.302	4	0	0	0	
Reed,C	.000	3	1	0	0	0	0	0	0	0	0	0	0	0	0	1	0	0	0	0	.000	.000	0	0	0	0	
Roark,T	.152	21	33	2	5	9	1	0	1	2	1	0	0	0	0	13	0	0	0	2	.273	.152	0	0	0	0	
Romano,S	.000	12	2	0	0	0	0	0	0	0	0	0	0	0	0	1	0	0	0	0	.000	.000	1	0	0	0	
Schebler,S	.123	30	81	11	10	18	2	0	2	7	0	0	0	14	0	27	0	1	3	1	.222	.253	5	0	0	0	
+Senzel,N	.256	104	375	55	96	160	20	4	12	42	0	1	3	30	0	101	14	5	6	4	.427	.315	7	1	0	0	
Sims,L	.125	24	8	0	1	1	0	0	0	0	0	0	0	0	0	5	0	0	0	0	.125	.125	0	0	0	0	
Stephenson,R	.000	57	1	0	0	0	0	0	0	0	0	0	0	0	0	1	0	0	0	4	.000	.000	0	0	0	0	
Suarez,E	.271	159	575	87	156	329	22	2	49	103	0	6	11	70	4	189	3	2	12	17	.572	.358	4	0	0	1	
+VanMeter,J	.237	95	228	33	54	93	13	1	8	23	0	1	2	29	0	56	9	3	5	4	.408	.327	27	5	0	2	
Votto,J	.261	142	525	79	137	216	32	1	15	47	0	3	4	76	2	123	5	0	14	7	.411	.357	6	0	0	0	
Winker,J	.269	113	338	51	91	160	17	2	16	38	0	0	8	38	2	60	0	2	10	3	.473	.357	19	2	1	1	
Wood,A	.222	7	9	0	2	2	0	0	0	0	3	0	0	0	0	5	0	0	0	0	.222	.222	0	0	0	0	
Pitchers	.134	162	321	19	43	56	5	1	2	13	28	0	0	10	0	153	5	2	2	16	.174	.160	7	1	0	1	
Reds	.244	162	5450	701	1328	2298	235	27	227	679	30	33	89	492	25	1436	80	38	111	91	.422	.315	270	49	9	30	
Opponents	.235	162	5395	711	1270	2210	260	19	214	683	36	31	58	536	31	1552	88	26	105	87	.410	.310	219	40	7	30	
+ Rookie																											

REDS 2019 PITCHING STATISTICS

PITCHER	R/L	W	L	ERA	G	GS	CG	GF	SHO	SV	IP	H	R	ER	HR	HB	BB	IBB	SO	WP	BK	OPP	AVG
+Alaniz,R	R	1	0	5.40	8	0	0	3	0	0	11.2	8	7	7	0	0	4	0	7	0	1	.195	
Bauer,T	R	2	5	6.39	10	10	0	0	0	0	56.1	57	42	40	12	5	19	0	68	2	0	.261	
Bowman,M	R	2	0	3.66	27	0	0	10	0	0	32.0	27	15	13	2	0	13	3	25	0	0	.221	
Castillo,L	R	15	8	3.40	32	32	0	0	0	0	190.2	139	76	72	22	7	79	0	226	5	3	.202	
DeSclafani,A	R	9	9	3.89	31	31	0	0	0	0	166.2	151	77	72	29	4	49	5	167	2	1	.238	
Duke,Z	L	3	1	5.01	30	0	0	4	0	0	23.1	21	13	13	4	2	18	1	18	0	0	.250	
Farmer,K	R	0	0	0.00	1	0	0	1	0	0	1.1	1	0	0	0	0	0	0	0	0	0	.200	
Garrett,A	L	5	3	3.21	69	0	0	4	0	0	56.0	44	22	20	7	4	35	1	78	5	1	.213	
Gausman,K	R	3	9	5.72	31	17	0	6	0	0	102.1	113	71	65	15	5	32	3	114	2	0	.282	
CIN	R	0	2	4.03	15	1	0	6	0	0	22.1	21	11	10	3	1	5	1	29	0	0	.250	
Gray,S	R	11	8	2.87	31	31	0	0	0	0	175.1	122	59	56	17	7	68	1	205	7	1	.196	
+Herget,J	R	0	0	4.26	5	0	0	4	0	0	6.1	8	3	3	2	0	3	0	0	0	0	.348	
Hernandez,D	R	2	5	8.02	47	0	0	8	0	2	42.2	53	39	38	7	1	20	3	53	1	0	.306	
Hughes,J	R	5	5	4.04	72	0	0	13	0	1	71.1	57	37	32	13	2	27	1	54	1	0	0.224	
CIN	R	3	4	4.10	47	0	0	12	0	1	48.1	41	27	22	6	2	19	0	34	0	0	.236	
Iglesias,R	R	3	12	4.16	68	0	0	55	0	34	67.0	61	31	31	12	2	21	4	89	3	0	.240	
+Kuhnel,J	R	1	0	4.66	11	0	0	2	0	0	9.2	8	5	5	1	0	5	0	9	0	0	.216	
Lorenzen,M	R	1	4	2.92	73	0	0	16	0	7	83.1	68	29	27	9	2	28	1	85	2	0	.221	
Mahle,T	R	3	12	5.14	25	25	0	0	0	0	129.2	136	82	74	25	6	34	0	129	2	1	.266	
+Mella,K	R	0	0	7.36	2	0	0	1	0	0	3.2	5	3	3	0	0	2	1	4	0	0	.313	
Peralta,W	L	1	1	5.67	47	0	0	11	0	0	39.2	40	25	25	11	2	16	3	32	0	0	0.265	
CIN	L	1	1	6.09	39	0	0	11	0	0	34.0	36	23	23	10	2	15	3	27	0	0	.275	
Peraza,J	R	0	0	0.00	2	0	0	2	0	0	1.1	1	0	0	0	0	0	0	0	0	0	.250	
Reed,C	L	0	0	1.42	3	0	0	1	0	0	6.1	6	1	1	0	0	1	1	7	1	0	.250	
Roark,T	R	6	7	4.24	21	21	0	0	0	0	110.1	119	55	52	14	9	38	1	108	0	0	.273	
Romano,S	R	1	0	7.71	12	0	0	4	0	2	16.1	22	14	14	4	1	8	1	16	1	0	.328	
Sims,L	R	2	1	4.60	24	4	0	2	0	0	43.0	31	22	22	8	2	19	0	57	1	0	.201	
Stephenson,R	R	3	2	3.76	57	0	0	16	0	0	64.2	43	30	27	9	0	24	4	81	3	0	.182	
Wood,A	L	1	3	5.80	7	7	0	0	0	0	35.2	41	25	23	11	1	9	0	30	0	0	.291	
Reds		75	87	4.18	162	162	0	162	10	46	1438.0	1270	711	668	214	58	536	31	1552	35	8	.235	
Opponents		87	75	4.09	162	162	4	158	11	49	1442.0	1328	701	655	227	89	492	25	1436	41	3	.244	
+ Rookie																							

BULLPEN TOTALS, ETC.

Pitcher	1st Batter Retired	Inherited/ Scored	Saves/ Opps	Team Record
R.J. Alaniz, R	8-8	6-2	0-0	2-6
Trevor Bauer, R	-	-	-	3-7
Matt Bowman, R	22-27	11-4	0-0	8-19
Luis Castillo, R	-	-	-	17-15
Anthony DeSclafani, R	-	-	-	15-16
Zach Duke, L	17-30	13-5	0-0	14-60
Amir Garrett, L	55-69	41-13	0-3	37-32
Kevin Gausman, R	12-14	8-2	0-0	4-11
Sonny Gray, R	-	-	-	19-12
Jimmy Herget, R	1-5	3-3	0-0	0-5
David Hernandez, R	31-47	25-9	2-5	24-23
Jared Hughes, R	33-47	22-9	1-3	18-29
Raisel Iglesias, R	50-68	16-4	34-40	49-19
Joel Kuhnel, R	10-11	5-1	0-0	3-8
Michael Lorenzen, R	57-73	44-13	7-11	36-37
Tyler Mahle, R	-	-	-	7-18
Keury Mella, R	1-2	2-1	0-0	0-2
Wandy Peralta, L	26-39	21-8	0-1	14-25
Cody Reed, L	3-3	1-0	0-0	2-1
Tanner Roark, R	-	-	-	10-11
Sal Romano, R	10-12	5-3	2-2	6-6
Lucas Sims, R	13-20	13-4	0-0	9-15
Robert Stephenson, R	45-57	15-4	0-4	24-23
Alex Wood, L	-	-	-	2-5

STARTERS & RELIEVERS

	w-l	era	ip	er	hr
Starters	48-54	4.12	883.1	404	134
Relievers	27-33	4.28	554.2	264	80

Quality Starts (40-25)

Pitcher, Record in Quality Starts

Bauer * 2-2	Mahle 3-4
Castillo 13-7	Roark 3-1
DeSclafani 7-4	Wood 1-1
Gray 11-6	* 11-8 for Cle/Cin	

Save Opportunities (46-69)

Pitcher, Saves-Save Opportunities

Garrett 0-3	Hernandez 2-5
Hughes 1-3	Iglesias 34-40
Lorenzen 7-11	Peralta 0-1
Romano 2-2	Stephenson 0-4

REDS 2019 FIELDING STATISTICS
PITCHER

PLAYER	TEAM	T	PCT	RANK	G	GS	PO	A	E	TC	DP	TP
+Alaniz,R	CIN	R	.750	0	8	0	2	1	1	4	0	0
Bauer,T	CIN	R	1.000	0	10	10	7	2	0	9	0	0
Bowman,M	CIN	R	.909	0	27	0	2	8	1	11	0	0
Castillo,L	CIN	R	.979	13	32	32	17	30	1	48	1	0
DeSclafani,A	CIN	R	1.000	1	31	31	13	14	0	27	0	0
Duke,Z	CIN	L	1.000	0	30	0	3	3	0	6	1	0
Farmer,K	CIN	R	.000	0	1	0	0	0	0	0	0	0
Garrett,A	CIN	L	.938	0	69	0	5	10	1	16	1	0
Gausman,K	CIN	R	.842	0	31	17	6	10	3	19	1	0
Gray,S	CIN	R	.953	20	31	31	22	19	2	43	4	0
+Herget,J	CIN	R	1.000	0	5	0	1	0	0	1	0	0
Hernandez,D	CIN	R	1.000	0	47	0	2	2	0	4	0	0
Hughes,J	PHI	R	1.000	0	72	0	5	9	0	14	1	0
Iglesias,R	CIN	R	.917	0	68	0	5	6	1	12	1	0
+Kuhnel,J	CIN	R	.000	0	11	0	0	0	0	0	0	0
Lorenzen,M	CIN	R	.958	0	73	0	11	12	1	24	0	0
Mahle,T	CIN	R	.962	0	25	25	12	13	1	26	0	0
+Mella,K	CIN	R	.000	0	2	0	0	0	0	0	0	0
Peralta,W	SF	L	1.000	0	47	0	8	4	0	12	0	0
Peraza,J	CIN	R	.000	0	2	0	0	0	0	0	0	0
Reed,C	CIN	L	.000	0	3	0	0	0	0	0	0	0
Roark,T	CIN	R	.900	0	21	21	10	8	2	20	1	0
Romano,S	CIN	R	1.000	0	12	0	0	2	0	2	1	0
Sims,L	CIN	R	1.000	0	24	4	2	3	0	5	0	0
Stephenson,R	CIN	R	.714	0	57	0	4	6	4	14	0	0
Wood,A	CIN	L	1.000	0	7	7	2	3	0	5	0	0
Gausman,K	ATL	R	.818	0	16	16	1	8	2	11	1	0
Gausman,K	CIN	R	.875	0	15	1	5	2	1	8	0	0
Hughes,J	CIN	R	1.000	0	47	0	3	7	0	10	1	0
Hughes,J	PHI	R	1.000	0	25	0	2	2	0	4	0	0
Peralta,W	CIN	L	1.000	0	39	0	7	3	0	10	0	0
Peralta,W	SF	L	1.000	0	8	0	1	1	0	2	0	0

CATCHER

PLAYER	TEAM	T	PCT	RANK	G	GS	PO	A	E	TC	DP	TP	PB
Barnhart,T	CIN	R	.998	3	102	87	812	46	2	860	2	0	5
Casali,C	CIN	R	.995	0	67	57	572	31	3	606	4	0	3
Farmer,K	CIN	R	.988	0	15	9	78	3	1	82	0	0	0
Graterol,J	CIN	R	1.000	0	5	5	46	1	0	47	1	0	1
Lavarney,R	CIN	R	.980	0	5	4	46	3	1	50	1	0	1

FIRST BASE

PLAYER	TEAM	T	PCT	RANK	G	GS	PO	A	E	TC	DP	TP
+Aquino,A	CIN	R	.000	0	1	0	0	0	0	0	0	0
Barnhart,T	CIN	R	1.000	0	3	0	12	1	0	13	2	0
Blandino,A	CIN	R	1.000	0	3	1	10	1	0	11	0	0
Casali,C	CIN	R	1.000	0	4	0	3	1	0	4	0	0
Dietrich,D	CIN	R	.985	0	21	13	119	13	2	134	8	0
Farmer,K	CIN	R	.984	0	18	6	58	4	1	63	6	0
+O'Grady,B	CIN	R	1.000	0	2	1	8	1	0	9	0	0
+VanMeter,J	CIN	R	.985	0	17	9	55	11	1	67	4	0
Votto,J	CIN	R	.993	5	133	132	944	118	7	1069	93	0

SECOND BASE

PLAYER	TEAM	T	PCT	RANK	G	GS	PO	A	E	TC	DP	TP
Blandino,A	CIN	R	.962	0	10	5	10	15	1	26	4	0
Colon,C	CIN	R	1.000	0	3	0	0	1	0	1	0	0
Dietrich,D	CIN	R	.994	0	58	43	63	105	1	169	28	0
Farmer,K	CIN	R	.984	0	41	14	25	36	1	62	7	0
Galvis,F	CIN	R	.988	0	27	23	31	50	1	82	7	0
Gennett,S	CIN	R	.993	0	36	34	58	77	1	136	24	0
Peraza,J	CIN	R	.972	0	78	50	80	126	6	212	33	0
+Senzel,N	CIN	R	1.000	0	1	0	0	1	0	1	0	0
+VanMeter,J	CIN	R	1.000	0	18	9	13	22	0	35	4	0
Gennett,S	CIN	R	1.000	0	19	18	27	39	0	66	13	0
Gennett,S	SF	R	.986	0	17	16	31	38	1	70	11	0

THIRD BASE

PLAYER	TEAM	T	PCT	RANK	G	GS	PO	A	E	TC	DP	TP
Blandino,A	CIN	R	1.000	0	4	2	3	2	0	5	1	0
Dietrich,D	CIN	R	.000	0	1	0	0	0	0	0	0	0
Farmer,K	CIN	R	1.000	0	12	6	2	9	0	11	0	0
Peraza,J	CIN	R	1.000	0	5	1	3	5	0	8	2	0
Suarez,E	CIN	R	.954	9	158	151	106	246	17	369	26	0
+VanMeter,J	CIN	R	1.000	0	6	2	2	4	0	6	1	0

SHORTSTOP

PLAYER	TEAM	T	PCT	RANK	G	GS	PO	A	E	TC	DP	TP
Farmer,K	CIN	R	1.000	0	1	0	1	0	0	1	0	0
Galvis,F	CIN	R	1.000	0	7	4	3	9	0	12	2	0
Iglesias,J	CIN	R	.980	3	144	136	122	324	9	455	62	0
Peraza,J	CIN	R	.975	0	39	22	23	56	2	81	11	0

OUTFIELDERS

PLAYER	TEAM	T	PCT	RANK	G	GS	PO	A	E	TC	DP	TP
+Aquino,A	CIN	R	.980	0	54	53	97	3	2	102	0	0
Dietrich,D	CIN	R	1.000	0	16	9	9	0	0	9	0	0
Ervin,P	CIN	R	.982	0	88	52	107	2	2	111	0	0
Kemp,M	CIN	R	1.000	0	17	15	16	0	0	16	0	0
Lorenzen,M	CIN	R	1.000	0	29	6	27	1	0	28	0	0
+O'Grady,B	CIN	R	1.000	0	16	8	23	0	0	23	0	0
Peraza,J	CIN	R	.963	0	35	15	26	0	1	27	0	0
Puig,Y	CIN	R	.982	0	98	95	160	5	3	168	1	0
Schebler,S	CIN	R	.983	0	25	22	57	0	1	58	0	0
+Senzel,N	CIN	R	.978	0	97	92	177	4	4	185	1	0
+VanMeter,J	CIN	R	.952	0	48	33	58	1	3	62	0	0
Votto,J	CIN	R	.000	0	1	0	0	0	0	0	0	0
Winker,J	CIN	L	.981	0	93	86	145	6	3	154	2	0

Catchers' ERA & Stolen Base Percentage

Catcher	W-L	ERA	Inn.	ER	PB	E	SB	CS	CS%
Barnhart	42-45	4.16	773.0	357	5	2	41	11	21%
Casali	27-30	3.73	504.1	209	3	3	32	8	20%
Farmer	2-7	6.83	81.2	62	0	1	6	1	14%
Graterol	2-3	5.06	37.1	21	1	0	2	0	0%
Lavarnway	2-2	4.10	41.2	19	1	1	4	1	17%
Totals	75-87	4.18	1438.0	668	10	7	85	21	20%

MULTI-HOMER GAMES (11)

Dietrich (3) 4/17 at Pit (Archer, Kingham)
 Dietrich (4) 5/3 vs SF (Beede 2)
 Senzel (1) 5/6 vs SF (Pomeranz 2)
 Dietrich (5) * .. 5/28 vs Pit (Lyles, Hartlieb 2)
 Suárez (5) 7/1 vs Mil (Houser, Hader)
 Lavrnwy (2) ... 7/19 vs StL (Wwright, Leone)
 Suárez (6) 7/22 at Mil (Houser, Jeffress)
 Barnhart (1) ... 8/6 vs LAA (Andrsn, Buttrey)
 Aquino (1) * .. 8/10 vs Chi (Hndrcks 2, Mples)
 Suárez (7) 9/8 vs Ari (Leake, Sherfy)
 Suárez (8) 9/15 at Ari (Gallen 2)
 * 3 HR

WALKOFF HOMERS (1)

Ervin (2) 9/5 vs Phi (Nick Vincent)

BACK-TO-BACK HOMERS (11)

Kemp/Suárez/Scheblr 4/9 vs Mia (Chen)
 Dietrich & Senzel 5/4 vs SF (Rodriguez)
 Suárz/Wnkr/Dtrich .. 5/5 vs SF (Samardzjia)
 Peraza & Dietrich 5/19 vs LAD (Garcia)
 Dietrich & Puig 5/27/night vs Pit (McRae)
 Senzel & Votto 6/12 at Cle (Plesac)
 Aquino & Senzel 8/10 vs Chi (Hendricks)
 Iglcias & Suárez ... 9/5 vs Phi (Vargas,Hughes)
 VMeter & Suárez 9/15 at Ari (Gallen)

GRAND SLAMS (3)

Iglesias (1) 5/27/night vs Pit (Keller)
 Iglesias (2) 7/29 vs Pit (DuRapau)
 Galvis (3) 9/12 at Sea (Altavilla)

PINCH-HIT HOMERS (9)

Dietrich (4) 3/28 vs Pit (Rodriguez)
 Winker (4) 4/20 at SD (Wisler)
 Farmer (1) 5/5 vs SF (Smith)
 Dietrich (5) 5/19 vs LAD (Garcia)
 Peraza (1) 7/14 at Col (Tinoco)
 Ervin (1) 7/21 vs StL (Miller)
 Ervin (2) 8/12 at Wsh (Doolittle)
 Iglesias (1) 9/4 vs Phi (Alvarez)
 O'Grady (1) 9/10 at Sea (Adams)

LEADOFF HOMERS (8)

Votto (1) 4/18 at SD (Paddock)
 Senzel (1) 5/6 vs SF (Pomeranz)
 Senzel (2) & Votto 6/12 at Cle (Plesac)
 Winker (2) 6/18 vs Hou (Verlander)
 Winker (3) 7/31 vs Pit (Agrazal, 1st pch)
 Winker (4) 8/12 vs Wsh (Fedde, 1st pch)
 Senzel (3) 8/17 vs StL (Mikolas)
 VanMeter (1) .. 8/31 at StL (Wacha, 1st pch)

HOMERS BY REDS PITCHERS (2)

Roark (1) 6/1 vs Wsh (Fedde)
 Lorenzen (7) 9/4 vs Phi (Parker)

Reds by Batting Order (Record in Starts)

1. Senzel (32-30), Winker (20-22), VanMeter (8-11), Votto (7-8), Peraza (4-4), Blandino (2-4), Ervin (2-4), Schebler (0-3), Casali (0-1)
2. Votto (56-65), Suárez (9-10), Galvis (2-3), VanMeter (3-2), Winker (3-1), Iglesias (2-1), Ervin (0-2), Puig (0-2), Senzel (0-1)
3. Suárez (59-61), Winker (6-9), Puig (5-9), Dietrich (1-2), Kemp (2-1), Aquino (1-1), Galvis (1-1), Ervin (0-1), Iglesias (0-1), Schebler (0-1)
4. Puig (23-27), Aquino (18-26), Dietrich (9-12), Suárez (5-8), Winker (6-4), VanMeter (5-3), Kemp (3-4), Gennett (3-1), Ervin (1-2), Barnhart (2-0)
5. Iglesias (10-16), Puig (15-5), Dietrich (6-13), Barnhart (6-10), VanMeter (8-4), Ervin (8-3), Schebler (6-4), Galvis (5-4), Senzel (4-5), Winker (1-7), Kemp (1-4), Peraza (1-4), Aquino (2-2), Casali (1-3), Gennett (0-3), Farmer (1-0)
6. Iglesias (17-19), Ervin (7-11), Dietrich (10-7), Senzel (8-9), Gennett (5-6), Peraza (4-7), Puig (2-7), Barnhart (4-3), Casali (3-4), Galvis (3-4), Farmer (2-4), Winker (4-1), Aquino (1-2), Schebler (3-0), VanMeter (1-2), Lorenzen (1-1)
7. Iglesias (24-25), Peraza (16-16), Barnhart (11-10), Casali (10-9), Farmer (2-5), Dietrich (2-4), Ervin (2-4), O'Grady (5-0), Schebler (1-4), Galvis (0-3), Winker (0-3), Lorenzen (1-1), Senzel (1-1), VanMeter (0-2)
8. Barnhart (13-16), Peraza (12-10), Iglesias (6-13), Casali (9-8), Farmer (5-12), DeSclafani (6-5), Gray (3-4), Castillo (3-3), Graterol (2-3), Roark (2-3), Ervin (1-3), Mahle (1-3), O'Grady (4-0), VanMeter (2-2), Lorenzen (1-1), Senzel (1-1), Bauer (1-0), Dietrich (1-0), Galvis (1-0), Lavarnway (1-0)
9. Pitchers (56-62), Barnhart (6-6), Peraza (6-4), Casali (4-5), Farmer (0-4), Blandino (1-2), Lavarnway (1-2), Iglesias (1-1), VanMeter (0-1)

Reds Starters by Position (Record in Starts)

- 1B Votto (61-71), Dietrich (5-8), VanMeter (6-3), Farmer (2-4), Blandino (0-1), O'Grady (1-0)
- 2B Peraza (24-26), Dietrich (18-25), Galvis (10-13), Gennett (8-10), Farmer (6-8), VanMeter (7-2), Blandino (2-3)
- 3B Suárez (73-78), Farmer (0-6), Blandino (1-1), VanMeter (0-2), Peraza (1-0)
- SS Iglesias (60-76), Peraza (13-9), Galvis (2-2)
- C Barnhart (42-45), Casali (27-30), Farmer (2-7), Graterol (2-3), Lavarnway (2-2)
- LF Winker (28-31), Ervin (18-15), VanMeter (13-19), Kemp (6-9), Peraza (4-9), Dietrich (5-4), O'Grady (1-0)
- CF Senzel (46-46), Schebler (10-12), Ervin (1-16), Winker (7-9), O'Grady (7-0), Lorenzen (3-3), Peraza (1-1)
- RF Puig (45-50), Aquino (22-31), Winker (5-6), Ervin (2-0), VanMeter (1-0)
- DH Votto (2-2), Dietrich (1-1), Blandino (0-1), Suárez (0-1), Winker (0-1), VanMeter (0-1)

Reds Designated Hitters

Player	avg	g	ab	r	h	2b	3b	hr	rbi	bb	so	obp
Blandino	.000	1	2	0	0	0	0	0	0	1	1	.333
Dietrich	.200	2	5	1	1	0	0	1	2	1	3	.333
Suárez	.000	1	3	0	0	0	0	0	0	1	3	.250
VanMeter	.167	1	6	0	1	0	0	0	0	1	1	.286
Votto	.385	4	13	5	5	1	0	2	2	2	1	.467
Winker	.000	1	2	0	0	0	0	0	0	1	1	.333
Reds	.226	10	31	6	7	1	0	3	4	7	10	.368

2019 WON-LOST BREAKDOWN

	Home	Road	Total
Club	W-L	W-L	W-L
vs ATL	2-1	2-2	4-3
vs MIA	3-0	3-1	6-1
vs MIA	1-2	2-2	3-4
vs PHI	2-2	1-2	3-4
vs WSH	1-2	0-3	1-5
vs East	9-7	8-10	17-17
vs CHI	6-4	5-4	11-8
vs MIL	3-7	5-4	8-11
vs PIT	5-4	2-8	7-12
vs STL	4-6	3-6	7-12
vs Central	18-21	15-22	33-43
vs ARI	1-2	2-1	3-3
vs COL	2-1	1-2	3-3
vs LAD	1-2	0-3	1-5
vs SD	2-1	3-1	5-2
vs SF	2-2	2-1	4-3
vs West	8-8	8-8	16-16
vs NL	35-36	31-40	66-76
vs CLE	0-2	1-1	1-3
vs HOU	3-0	0-0	3-0
vs LAA	2-0	0-2	2-2
vs OAK	0-0	1-2	1-2
vs SEA	0-0	1-2	1-2
vs TEX	1-2	0-0	1-2
vs AL	6-4	3-7	9-11
MLB Totals	41-40	34-47	75-87

	HOME	ROAD	TOTAL
MISC.	W-L	W-L	W-L
Shutouts	5-5	5-6	10-11
SHO - Individual	0-0	0-2	0-2
Extra Innings	3-1	4-7	7-8
1-Run Decisions	15-9	9-24	24-33
2-Run Decisions	6-8	7-11	13-19
vs LH Starters	9-11	8-12	17-23
vs RH Starters	32-29	26-35	58-64
Day Games	14-19	8-21	22-40
Night Games	27-21	26-26	53-47

	REDS	OPP.
Double Plays	125	128
Triple Plays	0	0
Left On Base	1073	1032
Grand Slam HR	3	8
Home Runs (Home)	118	116
Home Runs (Away)	109	98
	W	L
Starters	48	54
Relievers	27	33
Streaks	6	8

Reds Record When...

Score First.....	59-33
Opponent Scores First.....	16-54
Out-Hit Opp. / Even.....	64-33
Out-Hit By Opponent.....	11-54
Commit An Error.....	24-43
Commit No Errors.....	51-44
Lead After 7 Innings.....	63-5
Tied After 7 Innings.....	7-13
Trail After 7 Innings.....	5-68
Lead After 8 Innings.....	63-4
Tied After 8 Innings.....	9-9
Trail After 8 Innings.....	3-73
Hit At Least 1 HR.....	65-56
Hit No HR.....	10-31
Score 3 Runs Or Fewer.....	18-59
Score 4 Runs Or More.....	57-28
Decided in Last At-Bat.....	15-20
Walkoff Wins & Losses.....	5-12
Steal At Least 1 Base.....	33-24
Steal No Bases.....	42-63
1-Run Games.....	24-33
Extra-Inning Games.....	7-8
Come-From-Behind Wins.....	29
Losses After Leading.....	41

MULTI-HIT GAMES

Player	2	3	4	5	Tot.
Aquino	7	*5	0	0	12
Barnhart	14	2	0	*0	16
Blandino	*1	0	0	0	1
Casali	7	*3	0	0	10
Castillo	*1	0	0	0	1
Dietrich	8	2	*0	0	10
Ervin	8	1	1	*A	11
Farmer	6	*0	0	0	6
Galvis, Cin	5	1	1	*0	7
Galvis, Tor	24	6	1	*0	31
Gennett, Cin	4	0	0	*0	4
Gennett, SF	4	0	0	*0	4
Iglesias	29	8	*1	0	38
Kemp	2	0	0	*0	2
Lavarnway	1	*1	0	0	2
Lorenzen	*1	0	0	0	1
Mahle	*1	0	0	0	1
O'Grady	*2	0	0	0	2
Peraza	17	1	1	*0	19
Puig, Cin	25	4	*1	0	30
Puig, Cle	10	4	*1	0	15
Schebler	1	1	*0	0	2
Senzel	25	2	*1	0	28
Suárez	29	13	*0	0	42
VanMeter	8	*2	0	0	10
Votto	30	7	*1	0	38
Winker	16	4	*1	0	21
Wood	1	*0	0	0	1

* Career highs, ** 6 hits, tied club record* Career highs

Reds Extra-Inning Games (7-8)

Date	Opp.	H-R	D-N	Score	Innings	Winning Pitcher	Losing Pitcher
4/6	at Pit	R-D	L, 5-6	10	Liriano, 1-0	Iglesias, 0-2	
4/19	at SD	R-N	W, 3-2	11	Hughes, 2-0	Stammen, 2-1	
4/30	at NYM	R-N	L, 3-4	10	Gagnon, 1-0	Iglesias, 1-4	
5/3	vs SF	H-N	L, 11-12	11	Moronta, 1-2	Hughes, 2-1	
5/8	at Oak	R-N	L, 4-5	13	Hendriks, 1-0	Stephenson, 2-1	
5/15	vs Chc	H-N	W, 6-5	10	Garrett, 3-1	Brach, 3-1	
6/11	at Cle	R-N	L, 1-2	10	Hand, 3-2	Iglesias, 1-6	
7/2	vs Mil	H-N	W, 5-4	11	Iglesias, 2-7	Burnes, 1-4	
7/16	at Chc	R-N	L, 3-4	10	Cishek, 3-5	Iglesias, 2-8	
8/3	at Atl	R-N	L, 4-5	10	Jackson, 6-2	Hughes, 3-4	
8/4	at Atl	R-D	W, 6-4	10	Stephenson, 3-2	Greene, 0-3	
8/29	at Mia	R-N	L, 3-4	12	Kinley, 3-1	Iglesias, 2-10	
9/5	vs Phi	H-D	W, 4-3	11	Bowman, 2-0	Vincent, 1-3	
9/18	at Chc	R-N	W, 3-2	10	Garrett, 5-3	Norwood, 0-1	

Reds Walkoff Wins (5)

Date	Batter	Winning Hit	Inning	Score	Opp.
5/15	Yasiel Puig	RBI single	10	5-5	Chi
6/19	Jesse Winker	RBI single	9	2-2	Hou
7/2	Yasiel Puig	scores on E9	11	4-4	Mil
9/5	Phillip Ervin	solo homer	11	3-3	Phi
9/8	Michael Lorenzen	RBI double	9	3-3	Ari

2019 Disabled List (17 players, 18 appearances)

Player/Injury	On DL	Date Eligible	Off DL	^Games Missed
Alex Blandino (right knee)	3/27	4/4	6/14	30-36
Scooter Gennett (right groin)	3/27	5/27	6/28	36-42
Alex Wood (lower back)	3/27	5/27	7/28	47-55
Matt Kemp (broken left rib)	4/23	5/2	5/4	5-6
Zach Duke (right calf)	5/21	5/30	5/31	5-4
Robert Stephenson (neck)	5/31	6/8	6/16	4-8
Wandy Peralta (right hip flexor)	6/15	6/25	7/12	11-9
Tucker Barnhart (right oblique)	6/28	7/3	7/26	10-12
Amir Garrett (left lat)	7/4	7/13	7/20	3-8
Curt Casali (right knee)	7/18	7/26	8/24	17-17
1 - Kyle Farmer (concussion)	7/18	7/24	7/28	4-5
David Hernandez (right shoulder)	7/18	7/28	7/31	6-6
Tyler Mahle (left hamstring)	7/22	7/30	8/22	16-13
Juan Graterol (concussion)	7/26	8/1	9/7	20-22
Derek Dietrich (left shoulder)	8/5	8/15	8/23	8-8
Joey Votto (low back)	8/18	8/25	8/27	3-5
Jesse Winker (cervical strain)	8/22	8/29	9/30	15-21
2 - Kyle Farmer (left oblique)	9/4	9/14	9/18	7-5

^ Team record in number of games missed while on the IL

Reds by Game/Sweeps
REDS BY DAY

Mon (9-8), Tue (12-13), Wed (11-12), Thu (11-8),
Fri (10-13), Sat (12-15), Sun (10-18)

REDS BY MONTH

March/April (12-17), May (15-13), June (11-13), 1st
Half (41-46)
July (12-13), August (13-16), September (12-15), 2nd
Half (34-41)

REDS BY SERIES / GAME

Series: W (18), L (21), Split (3), Sweeps (3), Were
Swept (8)

Game: G1 (22-30), G2 (22-30), G3 (26-18), G4 (5-9)
Sweeps: 4/9-4/11 vs Mia (3g), 6/16-6/18 vs Hou (3g),
8/5-8/6 vs LAA (2g)

Swept By: 4/1-4/3 vs Mil (3g), 4/4-4/7 at Pit (4g),
4/15-4/17 at LAD (3g),
6/25-6/26 at LAA (2g), 7/6-7/7 vs Cle (2g), 8/12-8/14
at Wsh (3g),
8/23-8/25 at Pit (3g), 9/24-9/26 vs Mil (3g)

Ejections

Date	Opp.	Ejected	Umpire	Reason
4/1	vs Mil	Matt Kemp	HP Jeff Nelson	Balls & Strikes
4/7	at Pit	David Bell, Amir Garrett, Yasiel Puig Keone Kela, Felipe Vazquez,	HP Jeff Kellogg	Archer threw behind Dietrich
4/17	at LAD	David Bell	HP Nick Mahrley	Arguing
5/2	at NYM	Bell, Jesse Winker	HP Marty Foster	Balls & Strikes
5/29	vs Pit	David Bell	3B Jeff Nelson	Arguing HBP
6/12	at Cle	Turner Ward	HP Lance Barrett	Balls & Strikes
6/25	at LAA	Bell, Puig	HP Kerwin Danley	Balls & Strikes
6/29	vs Chi	David Bell	HP Mark Wegner	Arguing
7/13	at Col	Joey Votto	HP James Hoye	Balls & Strikes
7/19	vs StL	Bell, Suarez	HP Carlos Torres	Balls & Strikes
7/28	vs Col	Nick Senzel	HP Bill Miller	Balls & Strikes
7/30	vs Pit	David Bell Jared Hughes Freddie Benavides	HP Larry Vanover Vanover	Balls & Strikes HBP HBP
		Garrett, Puig Chris Archer, Trevor Williams Kyle Crick, Francisco Cervelli	Vanover	Fight
8/27	at Mia	Garrett	HP Ryan Blakney	Balls & Strikes
9/1 (2)	at StL	Turner Ward	HP Bill Miller	Balls & Strikes
9/11	at Sea	Scott Servais	HP John Libka	K, wild pitch

2019 DAY-BY-DAY RESULTS

G	Date	Opp.	H-R		Score	Winning Pitcher		Losing Pitcher		Save	Rec.	Pos.	GA GB	Anncd. Att.
			D-N	W-L		Pitcher	Pitcher							
1	3/28	vs Pit	H-D	W	5-3	Duke, 1-0	Tailon, 0-1	Hernandez, 1	# 1-0	T1	-	-	44,049	
	3/29	off day							# 1-0	T1	-	-		
	3/30	vs Pit	H-D		Postponed by rain, played on 5/27									
									# 1-0	1	+337			
2	3/31	vs Pit	H-D	L	0-5	Williams, 1-0	Gray, 0-1		1-1	T2nd	-1.0	18,737		
3	4/1	vs Mil	H-N	L	3-4	Wilson, 1-0	Iglesias, 0-1	Hader, 3	1-2	T3rd	-2.0	7,799		
4	4/2	vs Mil	H-N	L	3-4	Chacin, 2-0	Duke, 1-1	Hader, 4	1-3	T4th	-3.0	10,195		
5	4/3	vs Mil	H-D	L	0-1	Peralta, 1-0	Castillo, 0-1	Wilson, 1	1-4	T4	-4.0	13,439		
6	4/4	at Pit	R-N	L	0-2	Kingham, 1-0	Hernandez, 0-1	Vázquez, 1	1-5	T4	-4.5	8,523		
7	4/5	at Pit	R-N	L	0-2	Musgrove, 1-0	Gray, 0-2	Vázquez, 2	1-6	T4	-5.5	12,497		
8	4/6	at Pit	R-D	L	5-6 (10)	Liriano, 1-0	Iglesias, 0-2		1-7	5	-5.5	15,798		
9	4/7	at Pit	R-D	L	5-7	Archer, 1-0	DeSclafani, 0-1	Rodriguez, 1	1-8	5	-6.5	14,750		
	4/8	off-day							1-8	5	-6.0			
10	4/9	vs Mia	H-N	W	14-0	Castillo, 1-1	Ureña, 0-3		2-8	5	-5.0	10,058		
11	4/10	vs Mia	H-N	W	2-1	Garrett, 1-0	Steckenrider, 0-2	Iglesias, 1	3-8	T4	-4.0	11,375		
12	4/11	vs Mia	H-D	W	5-0	Stephenson, 1-0	López, 1-2		4-8	T4	-3.5	11,192		
	4/12	off-day							4-8	5	-4.0			
13	4/13	vs StL	H^A-N	W	5-2	Hughes, 1-0	Wainwright, 1-1	Iglesias, 2	5-8	4	-4.0	16,496		
14	4/14	vs StL	H^D	L	5-9	Gant, 3-0	Garrett, 1-1	Hicks, 3	5-9	T4	-4.0	16,793		
15	4/15	at LAD	R-N	L	3-4	Jansen, 1-0	Iglesias, 0-3		5-10	5	-5.0	52,974		
16	4/16	at LAD	R-N	L	1-6	Maeda, 3-1	Mahle, 0-1		5-11	5	-6.0	45,406		
17	4/17	at LAD	R-D	L	2-3	Buehler, 2-0	Gray, 0-3	Jansen, 5	5-12	5	-6.0	42,691		
18	4/18	at SD	R-N	W	4-1	Roark, 1-0	Paddack, 0-1	Iglesias, 3	6-12	5	-5.0	26,577		
19	4/19	at SD	R-N	W	3-2 (11)	Hughes, 2-0	Stammen, 2-1	Lorenzen, 1	7-12	5	-5.0	33,442		
20	4/20	at SD	R-N	W	4-2	Castillo, 2-1	Lauer, 2-3	Iglesias, 4	8-12	5	-5.0	37,137		
21	4/21	at SD	R-D	L	3-4	Lucchesi, 3-2	Mahle, 0-2	Yates, 10	8-13	5	-5.0	25,932		
	4/22	off-day							8-13	5	-4.5			
22	4/23	vs Atl	H-N	W	7-6	Stephenson, 2-0	Gausman, 1-2	Iglesias, 5	9-13	5	-4.5	12,789		
23	4/24	vs Atl	H-N	L	1-3	Soroka, 1-1	Roark, 1-1	Minter, 3	9-14	5	-5.5	12,949		
24	4/25	vs Atl	H-N	W	4-2	Castillo, 3-1	Teheran, 2-3	Iglesias, 6	10-14	5	-5.0	14,792		
25	4/26	at StL	R-N	W	12-1	DeSclafani, 1-1	Mikolas, 2-2		11-14	5	-4.0	45,087		
26	4/27	at StL	R-D	L	3-6	Hudson, 2-1	Mahle, 0-3	Hicks, 8	11-15	5	-5.0	44,197		
27	4/28	at StL	R-D	L	2-5	Flaherty, 3-1	Gray, 0-4	Gant, 2	11-16	5	-6.0	45,701		
28	4/29	at NYM	R-N	W	5-4	Iglesias, 1-3	Diaz, 0-1		12-16	5	-6.0	20,766		
29	4/30	at NYM	R-N	L	3-4 (10)	Gagnon, 1-0	Iglesias, 1-4		12-17	5	-7.0	20,836		
30	5/1	at NYM	R-N	W	1-0	Duke, 2-1	Diaz, 0-2	Lorenzen, 2	13-17	5	-7.0	22,119		
31	5/2	at NYM	R-D	L	0-1	SYNDERGAARD, 2-3	Mahle, 0-4		13-18	5	-7.0	21,445		
32	5/3	vs SF	H-N	L	11-12 (11)	Moronta, 1-2	Hughes, 2-1	Smith, 8	13-19	5	-7.0	23,478		
33	5/4	vs SF	H-N	W	2-9	Roark, 2-1	Rodriguez, 3-4		14-19	5	-6.0	24,104		
34	5/5	vs SF	H-D	L	5-6	Watson, 1-0	Iglesias, 1-5	Smith, 9	14-20	5	-6.5	23,654		
35	5/6	vs SF	H-D	W	12-4	DeSclafani, 2-1	Pomeranz, 1-4		15-20	5	-6.0	19,476		
36	5/7	at Oak	R-N	L	0-2	FIERS, 3-3 (no-hitter)	Mahle, 0-5		15-21	5	-6.5	11,794		
37	5/8	at Oak	R-N	L	4-5 (13)	Hendriks, 1-0	Stephenson, 2-1		15-22	5	-7.5	9,096		
38	5/9	at Oak	R-D	W	3-0	Roark, 3-1	Bassitt, 1-1	Iglesias, 7	16-22	5	-7.5	19,964		
39	5/10	at SF	R-N	W	7-0	Castillo, 4-1	Rodriguez, 3-5		17-22	5	-6.5	32,191		
40	5/11	at SF	R-N	W	5-4	Garrett, 2-1	Moronta, 1-3	Iglesias, 8	18-22	5	-6.5	32,829		
41	5/12	at SF	R-D	L	5-6	Watson, 2-0	Hernandez, 0-2	Smith, 10	18-23	5	-7.5	35,824		
	5/13	off-day							18-23	5	-7.5			
42	5/14	vs Chc	H-N	L	1-3	Hendricks, 3-4	Roark, 3-2	Cishek, 3	18-24	5	-8.5	16,853		
43	5/15	vs Chc	H-N	W	6-5 (10)	Garrett, 3-1	Brach, 3-1		19-24	5	-7.5	17,101		
44	5/16	vs Chc	H-N	W	4-2	Castillo, 5-1	Quintana, 4-3	Iglesias, 9	20-24	5	-6.5	18,739		
45	5/17	vs LAD	H-N	L	0-6	Hill, 1-1	DeSclafani, 2-2		20-25	5	-7.5	27,456		
46	5/18	vs LAD	H-D	W	4-0	Mahle, 1-5	Buehler, 4-1		21-25	5	-6.5	31,156		
47	5/19	vs LAD	H-D	L	3-8	Ryu, 6-1	Roark, 3-3		21-26	5	-7.5	31,016		
	5/20	off-day							21-26	5	-7.0			
48	5/21	at Mil	R-N	W	3-0	Gray, 1-4	Gonzalez, 2-1	Iglesias, 10	22-26	5	-7.0	36,829		
49	5/22	at Mil	R-D	L	9-11	Guerra, 2-0	Peralta, 0-1	Hader, 12	22-27	5	-8.0	35,330		
	5/23	off-day							22-27	5	-7.5			
50	5/24	at Chc	R-D	W	6-5	Hernandez, 1-2	Cishek, 1-2	Iglesias, 11	23-27	5	-6.5	35,266		
51	5/25	at Chc	R-D	L	6-8	Maples, 1-0	Hughes, 2-2	Chatwood, 1	23-28	5	-7.5	40,929		
52	5/26	at Chc	R-D	W	10-2	Roark, 4-3	Quintana, 4-4		24-28	5	-6.5	40,884		

G	Date	Opp.	H-R			Score	Winning Pitcher		Losing Pitcher		Save	Rec.	Pos.	GA GB	Anncd. Att.
			D-N	W-L											
53	5/27	vs Pit	H-D	L	5-8	Crick, 2-1	Hernandez, 1-3	Vázquez, 14	24-29	5	-7.0	20,569			
54		vs Pit	H-N	W	8-1	Gray, 2-4	Keller, 0-1		25-29	5	-6.0	27,489			
55	5/28	vs Pit	H-N	W	11-8	Sims, 1-0	Lyles, 5-2		26-29	5	-5.0	13,824			
56	5/29	vs Pit	H-D	L	2-7	Brault, 2-1	DeSclafani, 2-3		26-30	5	-6.0	15,252			
	5/30	off-day							26-30	5	-6.0				
57	5/31	vs Wsh	H-N	W	9-3	Mahle, 2-5	Corbin, 5-3		27-30	5	-5.0	24,358			
58	6/1	vs Wsh	H-D	L	2-5	Rainey, 1-1	Roark, 4-4	Doolittle, 11	27-31	5	-5.5	27,748			
59	6/2	vs Wsh	H-D	L	1-4	Scherzer, 3-5	Gray, 2-5	Doolittle, 12	27-32	5	-6.5	22,801			
	6/3	off-day							27-32	5	-6.5				
60	6/4	at STL	R-N	W		Castillo, 6-1	Cabrera, 0-2	Iglesias, 12	28-32	5	-5.5	40,649			
	6/5	at STL	R-N			Postponed by rain, played on 8/31				28-32	5	-6.0			
61	6/6	at STL	R-D	L	1-3	Gant, 5-0	Lorenzen, 0-1	Hicks, 12	28-33	5	-6.0	44,654			
62	6/7	at Phi	R-N	L	2-4	Eflin, 6-5	Mahle, 2-6	Neris, 13	28-34	5	-7.0	32,058			
63	6/8	at Phi	R-D	L	1-4	PIVETTA, 4-1	Roark, 4-5		28-35	5	-8.0	44,357			
64	6/9	at Phi	R-D	W	4-3	Duke, 3-1	Álvarez, 0-2	Iglesias, 13	29-35	5	-8.0	42,324			
	6/10	off-day							29-35	5	-8.0				
65	6/11	at Cle	R-N	L	1-2 (10)	Hand, 3-2	Iglesias, 1-6		29-36	5	-8.0	24,101			
66	6/12	at Cle	R-D	W	7-2	DeSclafani, 3-3	Plesac, 1-2		30-36	4	-8.0	24,045			
	6/13	off-day							30-36	4	-8.0				
67	6/14	vs Tex	H-N	L	1-7	Martin, 1-0	Mahle, 2-7	Smyly, 1	30-37	5	-8.0	30,090			
68	6/15	vs Tex	H-N	L	3-4	Minor, 6-4	Roark, 4-6	Kelley, 8	30-38	5	-8.0	25,693			
69	6/16	vs Tex	H-D	W	11-3	Gray, 3-5	Jurado, 4-3		31-38	5	-8.0	24,079			
70	6/17	vs Hou	H-N	W	3-2	Castillo, 7-1	Miley, 6-4	Lorenzen, 3	32-38	4	-7.0	22,745			
71	6/18	vs Hou	H-N	W	4-3	DeSclafani, 4-3	Verlander, 9-3	Lorenzen, 4	33-38	4	-6.0	25,347			
72	6/19	vs Hou	H-D	W	3-2	Bowman, 1-0	Osuna, 3-1		34-38	4	-5.5	24,777			
73	6/20	at Mil	R-N	W	7-1	Roark, 5-6	Nelson, 0-2		35-38	4	-5.5	28,898			
74	6/21	at Mil	R-N	W	11-7	Hernandez, 2-3	Anderson, 3-2		36-38	4	-4.5	38,289			
75	6/22	at Mil	R-D	L	5-6	Albers, 4-2	Castillo, 7-2	Hader, 18	36-39	4	-4.5	43,971			
76	6/23	at Mil	R-D	L	5-7	Woodruff, 9-2	DeSclafani, 4-4		36-40	T4	-5.5	41,237			
	6/24	off-day							36-40	T4	-6.0				
77	6/25	at LAA	R-N	L	1-5	Heaney, 1-1	Mahle, 2-8		36-41	T4	-6.0	37,260			
78	6/26	at LAA	R-N	L	1-5	Bedrosian, 3-3	Iglesias, 1-7		36-42	5	-6.0	35,272			
	6/27	off-day							36-42	5	-6.5				
79	6/28	vs Chc	H-N	W	6-3	Gray, 4-5	Hamels, 6-3	Lorenzen, 5	37-42	5	-5.5	36,919			
80	6/29	vs Chc	H-D	L	0-6	Quintana, 5-7	Castillo, 7-3		37-43	5	-6.5	41,360			
81	6/30	vs Chc	H-D	W	8-6	DeSclafani, 5-4	Lester, 7-6	Iglesias, 14	38-43	5	-5.5	31,165			
82	7/1	vs Mil	H-N	L	6-8	Claudio, 2-2	Hernandez, 2-4	Jeffress, 1	38-44	5	-6.5	16,186			
83	7/2	vs Mil	H-N	W	5-4 (11)	Iglesias, 2-7	Burnes, 1-4		39-44	5	-5.5	15,105			
84	7/3	vs Mil	H-N	W	3-0	Gray, 5-5	Chacin, 2-0	Iglesias, 15	40-44	5	-4.5	22,685			
85	7/4	vs Mil	H-D	W	1-0	Castillo, 8-3	Woodruff, 10-3	Iglesias, 16	41-44	5	-3.5	20,885			
	7/5	off-day							41-44	5	-4.0				
86	7/6	vs Cle	H-D	L	2-7	Bieber, 8-3	Lorenzen, 0-2		41-45	5	-4.5	36,504			
87	7/7	vs Cle	H-D	L	1-11	Bauer, 8-6	Mahle, 2-9		41-46	5	-4.5	27,041			
	7/8	T-Mobile Home Run Derby, Cle's Progressive Field, Winner - Pete Alonso, NYM													
	7/9	All-Star Game, Cle's Progressive Field, AL 4, NL 3, WP - Tanaka, LP - Kershaw, SV - Chapman, MVP - Bieber													
	7/10	All-Star Break													
	7/11	All-Star Break													
88	7/12	at Col	R-N	L	2-3	Diaz, 2-2	Hernandez, 2-5	Davis, 13	41-47	5	-5.5	41,368			
89	7/13	at Col	R-N	W	17-9	Hughes, 3-2	Bettis, 1-5		42-47	5	-5.5	43,650			
90	7/14	at Col	R-D	L	9-10	Senzatela, 8-6	Mahle, 2-10	Davis, 14	42-48	5	-6.5	40,624			
91	7/15	at Chc	R-N	W	6-3	Castillo, 9-3	Cishek, 2-5	Iglesias, 17	43-48	5	-5.5	36,935			
92	7/16	at Chc	R-N	L	3-4 (10)	Cishek, 3-5	Iglesias, 2-8		43-49	5	-6.5	39,788			
93	7/17	at Chc	R-D	L	2-5	Darvish, 3-4	Gray, 5-6	Kimbrel, 4	43-50	5	-7.5	37,260			
94	7/18	vs STL	H-N	L	4-7	Hudson, 9-4	Stephenson, 2-2	Miller, 2	43-51	5	-8.0	32,359			
95	7/19	vs STL	H-N	L	11-12	Wacha, 6-4	Hughes, 3-3	Martinez, 7	43-52	5	-9.0	37,652			
96	7/20	vs STL	H-N	W	3-2	Garrett, 4-1	Mikolas, 6-10	Lorenzen, 6	44-52	5	-9.0	38,427			
97	7/21	vs STL	H-D	L	1-3	Gallegos, 2-1	DeSclafani, 5-5	Martinez, 8	44-53	5	-9.0	28,763			
98	7/22	at Mil	R-N	W	6-5	Peralta, 1-1	Jeffress, 3-3	Hughes, 1	45-53	5	-8.0	26,235			
99	7/23	at Mil	R-N	W	14-6	Roark, 6-6	Davies, 8-3	Romano, 1	46-53	4	-7.0	33,512			
100	7/24	at Mil	R-D	L	4-5	Albers, 5-3	Sims, 1-1	Peralta, 1	46-54	4	-8.0	39,682			
	7/25	off-day							46-54	4	-8.0				
101	7/26	vs Col	H-N	L	2-12	Márquez, 10-5	Castillo, 9-4		46-55	4	-9.0	23,045			
102	7/27	vs Col	H-N	W	3-1	DeSclafani, 6-5	González, 0-3	Iglesias, 18	47-55	4	-8.0	25,115			
103	7/28	vs Col	H-D	W	3-2	Sims, 2-1	McGee, 0-2	Iglesias, 19	48-55	4	-7.0	19,649			
104	7/29	vs Pit	H-N	W	11-6	Gray, 6-6	McRae, 0-3		49-55	4	-6.5	15,944			
105	7/30	vs Pit	H-N	L	4-11	Musgrove, 8-9	Roark, 6-7		49-56	4	-7.5	18,786			
106	7/31	vs Pit	H-D	W	4-1	Castillo, 10-4	Agrazal, 2-2	Iglesias, 20	50-56	4	-6.5	20,886			

G	Date	Opp.	H-R D-N	W-L	Score	Winning Pitcher	Losing Pitcher	Save	Rec.	Pos.	GA GB	Anncd. Att.
107	8/1	at Atl	R-N	L	1-4 (6)	FRIED, 12-4	DeSclafani, 6-6		50-57	4	-7.5	28,677
108	8/2	at Atl	R-N	W	5-2	Wood, 1-0	Gausman, 3-7	Iglesias, 21	51-57	4	-7.0	37,743
109	8/3	at Atl	R-N	L	4-5 (10)	Jackson, 6-2	Hughes, 3-4		51-58	4	-7.5	42,085
110	8/4	at Atl	R-D	W	6-4 (10)	Stephenson, 3-2	Greene, 0-3	Hernandez, 2	52-58	4	-7.5	33,169
111	8/5	vs LAA	H-N	W	7-4	Castillo, 11-4	Cole, 1-3	Iglesias, 22	53-58	4	-7.5	21,895
112	8/6	vs LAA	H-N	W	8-4	DeSclafani, 7-6	Suarez, 2-3		54-58	4	-6.5	19,288
	8/7	off-day							54-58	4	-7.0	
113	8/8	vs Chc	H-N	L	5-12	Chatwood, 5-1	Gausman, 3-8		54-59	4	-8.0	20,111
114	8/9	vs Chc	H-N	W	5-2	Bauer, 10-8	Darvish, 4-6	Iglesias, 23	55-59	4	-7.0	31,569
115	8/10	vs Chc	H-N	W	10-1	Gray, 7-6	Hendricks, 8-9	Romano, 2	56-59	4	-6.0	39,866
116	8/11	vs Chc	H-D	L	3-6	Phelps, 1-0	Lorenzen, 0-3	Strop, 10	56-60	4	-7.0	31,929
117	8/12	at Wsh	R-N	L	6-7	Fedde, 3-2	DeSclafani, 7-7	Doolittle, 27	56-61	4	-7.5	22,394
118	8/13	at Wsh	R-N	L	1-3	Ross, 3-3	Wood, 1-1	Hudson, 3	56-62	4	-7.5	30,130
119	8/14	at Wsh	R-D	L	7-17	Strasburg, 15-5	Bauer, 10-9	Guerra, 2	56-63	4	-7.5	23,596
120	8/15	vs STL	H-N	W	2-1	Gray, 8-6	Wacha, 6-6	Iglesias, 24	57-63	4	-6.5	14,891
121	8/16	vs STL	H-N	L	4-13	Wainwright, 9-8	Castillo, 11-5		57-64	4	-7.5	24,118
122	8/17	vs STL	H-N	W	6-1	DeSclafani, 8-7	Mikolas, 7-13		58-64	4	-6.5	37,698
123	8/18	vs STL	H-D	L	4-5	Flaherty, 7-6	Wood, 1-2	Martinez, 14	58-65	4	-7.5	21,525
124	8/19	vs SD	H-N	L	2-3	Perdomo, 2-3	Bauer, 10-10	Yates, 36	58-66	4	-8.5	10,176
125	8/20	vs SD	H-N	W	3-2	Gray, 9-6	Quantrill, 6-4	Iglesias, 25	59-66	4	-8.5	12,468
126	8/21	vs SD	H-D	W	4-2	Castillo, 12-5	Yardley, 0-1	Iglesias, 26	60-66	4	-8.0	13,397
	8/22	off-day							60-66	4	-8.5	
127	8/23	at Pit	R-N	L	2-3	Vázquez, 4-1	Iglesias, 2-9		60-67	4	-9.0	20,091
128	8/24	at Pit	R-N	L	0-14	Williams, 6-6	Wood, 1-3		60-68	4	-10.0	26,776
129	8/25	at Pit	R-D	L	8-9	Agrazal, 3-3	Bauer, 10-11	Vázquez, 23	60-69	4	-11.0	22,349
130	8/26	at Mia	R-N	W	6-3	Gray, 10-6	López, 5-6		61-69	4	-11.0	5,297
131	8/27	at Mia	R-N	W	8-5	Castillo, 13-5	Smith, 8-8	Iglesias, 27	62-69	4	-11.0	6,169
132	8/28	at Mia	R-N	W	5-0	DeSclafani, 9-7	Alcantara, 4-12		63-69	4	-10.0	6,409
133	8/29	at Mia	R-N	L	3-4 (12)	Kinley, 3-1	Iglesias, 2-10		63-70	4	-10.5	6,466
	8/30	at STL	R-N		Postponed by rain, played on 9/1				63-70	4	-10.5	
134	8/31	at STL	R-D	L	6-10	Hudson, 14-6	Bauer, 10-12		63-71	4	-11.5	44,738
135		at STL	R-N	L	2-3	Gant, 10-0	Iglesias, 2-11		63-72	4	-12.5	42,074
136	9/1	at STL	R-D	L	3-4	Martínez, 4-2	Lorenzen, 0-4		63-73	4	-13.5	43,692
137		at STL	R-N	W	5-3	Castillo, 14-5	Ponce de Leon, 1-2	Iglesias, 28	64-73	4	-12.5	38,665
138	9/2	vs Phi	H-D	L	1-7	Smyly, 3-6	DeSclafani, 9-8		64-74	4	-13.5	19,631
139	9/3	vs Phi	H-N	L	2-6	Vincent, 1-2	Garrett, 4-2		64-75	4	-14.5	11,452
140	9/4	vs Phi	H-N	W	8-5	Lorenzen, 1-4	Álvarez, 3-4	Iglesias, 29	65-75	4	-13.5	13,448
141	9/5	vs Phi	H-D	W	4-3 (11)	Bowman, 2-0	Vincent, 1-3		66-75	4	-13.5	13,230
142	9/6	vs Ari	H-N	L	5-7	Ginkel, 2-0	Mahle, 2-11	Bradley, 13	66-76	4	-13.5	19,048
143	9/7	vs Ari	H-D	L	0-2	Young, 7-3	Castillo, 14-5	Sherfy, 1	66-77	4	-14.5	34,804
144	9/8	vs Ari	H-D	W	4-3	Iglesias, 3-11	López, 2-6		67-67	4	-14.5	19,717
	9/9	off-day							67-67	4	-14.5	
145	9/10	at Sea	R-N	L	3-4	Altavilla, 1-0	Garrett, 4-3	Bass, 3	67-78	4	-14.5	12,230
146	9/11	at Sea	R-N	L	3-5	Gonzales, 15-11	Gray, 10-7	Bass, 4	67-79	4	-14.5	10,152
147	9/12	at Sea	R-N	W	11-5	Romano, 1-0	Altavilla, 1-1		68-79	4	-14.5	15,564
148	9/13	at Ari	R-N	W	4-3	Castillo, 15-6	Leake, 11-11	Iglesias, 30	69-79	4	-14.5	35,158
149	x 9/14	at Ari	R-N	L	0-1	Kelly, 11-14	DeSclafani, 9-9	Bradley, 14	69-80	4	-14.5	35,151
150	9/15	at Ari	R-D	W	3-1	Bauer, 11-12	Gallen, 3-6	Iglesias, 31	70-80	4	-13.5	25,193
151	y 9/16	at Chc	R-N	L	2-8	Mills, 1-0	Gausman, 3-9		70-81	4	-14.5	33,753
152	9/17	at Chc	R-N	W	4-2	Gray, 11-7	Darvish, 6-7	Iglesias, 32	71-81	4	-13.5	34,267
153	9/18	at Chc	R-N	W	3-2 (10)	Garrett, 5-3	Norwood, 0-1	Iglesias, 33	72-81	4	-13.5	36,578
	9/19	off-day							72-81	4	-14.0	
154	9/20	vs NYM	H-N	L	1-8	deGrom, 10-8	Castillo, 15-7		72-82	4	-15.0	20,576
155	9/21	vs NYM	H-D	W	3-2	Kuhnel, 1-0	Wilson, 4-2	Iglesias, 34	73-82	4	-15.0	30,487
156	9/22	vs NYM	H-D	L	3-6	Brach, 5-4	Bauer, 11-13	Wilson, 4	73-83	4	-16.0	21,335
	9/23	off-day							73-83	4	-16.5	
157	9/24	vs Mil	H-N	L	2-4	Suter, 4-0	Gray, 11-8	Hader, 36	73-84	4	-16.5	14,778
158	9/25	vs Mil	H-N	L	2-9	Lyles, 12-8	Mahle, 2-12		73-85	4	-16.5	16,530
159	9/26	vs Mil	H-D	L	3-5	Castillo, 15-8	Anderson, 8-4		73-86	4	*-17.0	27,774
160	9/27	at Pit	R-N	L	5-6	Rios, 1-0	Iglesias, 3-12		& 73-87	4	*-17.0	18,544
161	9/28	at Pit	R-N	W	4-2	Alaniz, 1-0	McRae, 0-4		74-87	4	-16.0	21,084
162	9/29	at Pit	R-D	W	3-1	Mahle, 3-12	Williams, 7-9	Lorenzen, 7	75-87	4	-16.0	23,617

BOLD RED CAPS are complete games, **bold red** attendance are sellouts
- Season-high **1 game above .500**, **+** - Season-high **lead of .337**,
& - Season-high **14 games below .500**, ***** - Season-high **17.0-game deficits**
x - Eliminated from NL Central Division contention on 9/14,
y - Eliminated from NL Wild Card and playoff contention on 9/16
^ - Home games vs STL on 4/13 & 4/14 were played at Estadio de Beisbol Monterrey, Mexico

2019 HOME ATTENDANCE, DAY-BY-DAY

Date	Game	Series	Season	Date	Game	Series	Season		
No.	Date	Att.	Att.	No.	Date	Att.	Att.		
1	Thu, 3/28, vs Pit	<u>44,049</u>		44,049	42	Sat, 7/6, vs Cle	36,504	925,988	
2	Sun, 3/31, vs Pit	18,737	62,786	62,786	43	Sun, 7/7, vs Cle	27,041	63,545	953,029
3	Mon, 4/1, vs Mil	7,799		70,585	44	Thu, 7/18, vs StL	32,359		985,388
4	Tue, 4/2, vs Mil	10,195		80,780	45	Fri, 7/19, vs StL	37,652		1,023,040
5	Wed, 4/3, vs Mil	13,439	31,433	94,219	46	Sat, 7/20, vs StL	38,427		1,061,467
6	Tue, 4/9, vs Mia	10,058		104,277	47	Sun, 7/21, vs StL	28,763	137,201	1,090,230
7	Wed, 4/10, vs Mia	11,375		115,652	48	Fri, 7/26, vs Col	23,045		1,113,275
8	Thu, 4/11, vs Mia	11,192	32,625	126,844	49	Sat, 7/27, vs Col	25,115		1,138,390
80	Sat, 4/13, vs StL	<u>16,496</u>			50	Sun, 7/28, vs Col	19,649	67,809	1,158,039
81	Sun, 4/14, vs StL	<u>16,793</u>	<u>33,289</u>		51	Mon, 7/29, vs Pit	15,944		1,173,983
9	Tue, 4/23, vs Atl	12,789		139,633	52	Tue, 7/30, vs Pit	18,786		1,192,769
10	Wed, 4/24, vs Atl	12,949		152,582	53	Wed, 7/31, vs Pit	20,886	55,616	1,213,655
11	Thu, 4/25, vs Atl	14,792	40,530	167,374	54	Mon, 8/5, vs LAA	21,895		1,235,550
12	Fri, 5/3, vs SF	23,478		190,852	55	Tue, 8/6, vs LAA	19,288	41,183	1,254,838
13	Sat, 5/4, vs SF	24,104		214,956	56	Thu, 8/8, vs Chi	20,111		1,274,949
14	Sun, 5/5, vs SF	23,654		238,610	57	Fri, 8/9, vs Chi	31,569		1,306,518
15	Mon, 5/6, vs SF	19,476	90,712	258,086	58	Sat, 8/10, vs Chi	39,866		1,346,384
16	Tue, 5/14, vs Chi	16,853		274,939	59	Sun, 8/11, vs Chi	31,929	123,475	1,378,313
17	Wed, 5/15, vs Chi	17,101		292,040	60	Thu, 8/15, vs StL	14,891		1,393,204
18	Thu, 5/16, vs Chi	18,739	52,693	310,779	61	Fri, 8/16, vs StL	24,118		1,417,322
19	Fri, 5/17, vs LAD	27,456		338,235	62	Sat, 8/17, vs StL	37,698		1,455,020
20	Sat, 5/18, vs LAD	31,156		369,391	63	Sun, 8/18, vs StL	21,525	98,232	1,476,545
21	Sun, 5/19, vs LAD	31,016	89,628	400,407	64	Mon, 8/19, vs SD	10,176		1,486,721
22	Mon, 5/27, vs Pit	20,569		420,976	65	Tue, 8/20, vs SD	12,468		1,499,189
23	Mon, 5/27, vs Pit	27,489		448,465	66	Wed, 8/21, vs SD	13,397	36,041	1,512,586
24	Tue, 5/28, vs Pit	13,824		462,289	67	Mon, 9/2, vs Phi	19,631		1,532,217
25	Wed, 5/29, vs Pit	15,252	77,134	477,541	68	Tue, 9/3, vs Phi	11,452		1,543,669
26	Fri, 5/31, vs Wsh	24,358		501,899	69	Wed, 9/4, vs Phi	13,448		1,557,117
27	Sat, 6/1, vs Wsh	27,748		529,647	70	Thu, 9/5, vs Phi	13,230	57,761	1,570,347
28	Sun, 6/2, vs Wsh	22,801	74,907	552,448	71	Fri, 9/6, vs Ari	19,048		1,589,395
29	Fri, 6/14, vs Texas	30,090		582,538	72	Sat, 9/7, vs Ari	34,804		1,624,199
30	Sat, 6/15, vs Texas	25,693		608,231	73	Sun, 9/8, vs Ari	19,717	73,569	1,643,916
31	Sun, 6/16, vs Texas	24,079	79,862	632,310	74	Fri, 9/20, vs NYM	20,576		1,664,492
32	Mon, 6/17, vs Hou	22,745		655,055	75	Sat, 9/21, vs NYM	30,487		1,694,979
33	Tue, 6/18, vs Hou	25,347		680,402	76	Sun, 9/22, vs NYM	21,335	72,398	1,716,314
34	Wed, 6/19, vs Hou	24,777	72,869	705,179	77	Tue, 9/24, vs Mil	14,778		1,731,092
35	Fri, 6/28, vs Chi	36,919		742,098	78	Wed, 9/25, vs Mil	16,530		1,747,622
36	Sat, 6/29, vs Chi	<u>41,360</u>		783,458	79	Thu, 9/26, vs Mil	27,774	59,082	1,775,396
37	Sun, 6/30, vs Chi	31,165	109,444	814,623					
38	Mon, 7/1, vs Mil	16,186		830,809					
39	Tue, 7/2, vs Mil	15,105		845,914					
40	Wed, 7/3, vs Mil	22,685		868,599					
41	Thu, 7/4, vs Mil	20,885	74,861	889,484					

Bold red underline indicates a sellout (2),

79 home dates at GABP total 1,775,396, Average at GABP: 22,329

2 games vs StL 4/13-14 in Monterrey Mexico.

Total home attendance 81 dates 1,808,685.

2019 National League Attendance

CLUB	HOME	HOME	DATES	GAMES	GAME	DATE	ROAD	ROAD	DATES
	TOTAL	AVERAGE			HIGH		TOTAL	AVERAGE	
LOS ANGELES	3,974,309	49,066	81	(81)	54,307	5/31	2,707,620	33,427	81
ST. LOUIS	3,480,393	42,968	81	(81)	48,555	5/12	2,385,211	29,447	81
CHICAGO	3,094,865	38,208	81	(81)	41,424	8/02	2,709,810	33,454	81
COLORADO	2,993,244	36,954	81	(81)	48,404	4/05	2,472,839	30,529	81
MILWAUKEE	2,923,333	36,091	81	(81)	45,375	6/09	2,403,931	29,678	81
PHILADELPHIA	2,727,421	33,672	81	(81)	44,722	6/22	2,345,650	28,959	81
SAN FRANCISCO	2,707,760	33,429	81	(81)	41,909	9/29	2,628,666	32,453	81
ATLANTA	2,655,100	32,779	81	(81)	43,619	8/17	2,306,381	28,830	80
NEW YORK	2,442,532	30,532	80	(81)	44,424	4/04	2,383,685	29,428	81
SAN DIEGO	2,396,399	29,585	81	(81)	44,655	3/28	2,628,178	32,447	81
WASHINGTON	2,259,781	27,899	81	(81)	42,263	3/28	2,353,427	29,055	81
ARIZONA	2,135,510	26,364	81	(81)	50,180	8/31	2,348,472	28,993	81
CINCINNATI	1,808,685	22,329	81	(81)	44,049	3/28	2,464,438	30,425	81
PITTSBURGH	1,491,439	18,413	81	(81)	38,380	7/20	2,597,732	32,071	81
MIAMI	811,302	10,016	81	(81)	29,720	8/10	2,224,992	27,812	80
TOTALS	37,902,073	31,221	1214	(1215)			36,961,032	30,471	1213
GRAND TOTALS	68,493,093	28,338	2417	(2429)			68,493,093	28,338	2417

2019 MONTHLY STATISTICS
SPRING TRAINING: 8-19-5 (.258 avg, 5.30 era)

PLAYER	AVG	G	AB	R	H	TB	2B	3B	HR	RBI	SH	SF	HP	BB	IBB	SO	SB	CS	DP	GI		
																				E	OBP	SLG
Aquino, A	.360	14	25	5	9	15	1	1	1	2	0	0	0	2	0	6	0	0	1	0	.407	.600
Barnhart, T	.135	16	37	3	5	9	1	0	1	1	0	0	0	6	0	12	0	0	0	0	.256	.243
Bautista, M	.000	1	2	0	0	0	0	0	0	0	0	0	0	0	0	0	0	0	0	0	.000	.000
Bell, B	.000	7	10	0	0	0	0	0	0	0	0	0	0	0	3	0	0	0	0	0	.000	.000
Brown, C	.333	3	3	0	1	2	1	0	0	0	0	0	0	0	0	1	0	0	0	0	.333	.667
Casali, C	.235	7	17	3	4	5	1	0	0	2	0	0	1	0	4	0	0	0	0	0	.278	.294
Castillo, L	.000	1	1	0	0	0	0	0	0	0	0	0	0	0	0	0	0	0	0	0	.000	.000
Cedrola, L	.000	3	1	0	0	0	0	0	0	0	0	0	0	0	0	1	0	0	0	0	.000	.000
Chavez, A	.250	4	4	1	1	0	0	0	0	0	0	0	0	0	2	0	0	0	0	0	.250	.250
Clementina, H	.000	2	1	1	0	0	0	0	0	0	0	0	1	0	0	0	0	0	0	0	.500	.000
Colón, C	.257	22	35	3	9	16	2	1	1	9	0	0	0	5	0	4	2	0	0	1	.350	.457
Crook, N	.200	6	5	0	1	1	0	0	0	0	0	0	0	0	2	0	0	0	0	1	.200	.200
DeSclafani, A	.000	2	4	0	0	0	0	0	0	0	0	0	0	0	4	0	0	0	0	0	.000	.000
Dietrich, D	.277	17	47	7	13	28	4	1	3	10	0	1	1	1	0	13	0	0	1	3	.300	.596
Duke, Z	.000	4	1	0	0	0	0	0	0	0	0	0	0	0	0	1	0	0	0	0	.000	.000
Ervin, P	.341	16	41	8	14	32	3	0	5	8	0	1	6	0	8	2	2	3	0	0	.438	.780
Fairchild, S	.250	6	4	0	1	1	0	0	0	1	0	0	1	0	0	2	0	0	0	0	.400	.250
Farmer, K	.333	20	51	6	17	35	5	2	3	10	0	1	0	2	0	15	0	0	1	1	.352	.686
Friedl, T	.278	16	18	3	5	5	0	0	0	0	0	0	2	0	4	0	2	0	0	0	.350	.278
Gennett, S	.333	15	39	2	13	18	3	1	0	6	0	1	0	4	0	8	0	0	2	1	.386	.462
Gonzalez, L	.273	11	11	2	3	3	0	0	0	0	0	0	1	0	2	0	0	0	1	1	.333	.273
Gordon, M	.667	4	3	1	2	2	0	0	0	0	0	0	0	0	1	0	1	0	0	0	.667	.667
Graterol, J	.381	13	21	1	8	10	2	0	0	6	0	1	0	0	2	0	0	1	0	1	.409	.476
Gray, S	.000	1	1	0	0	0	0	0	0	0	0	0	0	0	1	0	0	0	0	0	.000	.000
Hawkins, C	.500	4	8	3	4	13	0	0	3	5	0	0	0	0	2	0	0	0	0	0	.500	1.625
Iglesias, J	.333	15	45	8	15	25	2	1	2	7	0	0	2	0	3	0	1	2	0	0	.362	.556
Iglesias, R	.000	5	1	0	0	0	0	0	0	0	0	0	0	0	0	0	0	0	0	0	.000	.000
India, J	.000	1	4	0	0	0	0	0	0	0	0	0	0	0	2	0	0	0	0	0	.000	.000
Iribarren, H	.000	1	1	0	0	0	0	0	0	1	0	1	0	0	0	0	0	0	0	0	.000	.000
Isabel, I	---	1	0	0	0	0	0	0	0	0	0	0	1	0	0	0	0	0	0	0	1.000	---
Joe, C	.275	21	40	8	11	18	4	0	1	3	0	0	1	4	0	11	1	0	2	3	.356	.450
Joe, C	.214	5	14	2	3	3	0	0	0	0	0	0	1	0	2	1	0	0	0	0	.267	.214
Joe, C	.259	26	54	10	14	21	4	0	1	3	0	1	5	0	13	2	0	2	3	0	.333	.389
Johnson, S	.333	5	3	2	1	4	0	0	1	2	0	0	0	1	0	2	0	0	0	0	.500	1.333
Kemp, M	.292	17	48	7	14	26	3	0	3	10	0	0	0	3	0	10	0	0	1	0	.333	.542
Lantigua, D	.333	2	3	1	1	3	0	1	0	0	0	0	0	0	1	0	0	0	0	0	.333	1.000
LaValley, G	.750	5	4	0	3	3	0	0	0	0	0	0	0	1	0	0	0	0	0	1	.800	.750
Lofstrom, M	.000	1	1	0	0	0	0	0	0	0	0	0	0	0	1	0	0	0	0	0	.000	.000
Longhi, N	.000	3	2	0	0	0	0	0	0	1	0	0	0	0	1	0	0	0	0	1	.000	.000
Lopez, A	.000	2	3	0	0	0	0	0	0	0	0	0	0	0	0	1	0	0	0	0	.000	.000
Lorenzen, M	.500	4	4	1	2	2	0	0	0	0	0	0	1	0	2	0	0	0	0	1	.600	.500
Mahle, T	.000	2	2	0	0	0	0	0	0	0	1	0	0	0	0	0	0	0	0	0	.000	.000
Munroe, S	.333	3	3	0	1	1	0	0	0	0	0	0	2	0	0	0	0	0	0	0	.600	.333
Nay, M	.750	3	4	1	3	4	1	0	0	1	0	0	0	1	0	0	0	0	1	0	.800	1.000
O'Grady, B	.238	16	21	3	5	10	2	0	1	3	0	0	0	4	0	7	0	0	0	2	.360	.476
Okey, C	.091	9	11	2	1	2	1	0	0	0	1	0	0	0	5	0	0	0	0	0	.091	.182
Patterson, J	.087	14	23	1	2	3	1	0	0	0	0	0	0	0	11	0	0	0	0	0	.087	.130
Peraza, J	.348	16	46	6	16	27	3	1	2	12	0	0	1	1	0	5	5	0	1	0	.375	.587
Puig, Y	.348	18	46	9	16	32	4	0	4	14	0	1	0	4	0	9	0	0	0	1	.392	.696
Rey, B	.000	1	1	0	0	0	0	0	0	0	0	0	0	0	1	0	0	0	0	0	.000	.000
Rivero, C	.250	2	4	0	1	2	1	0	0	0	0	0	0	0	1	0	0	0	0	0	.250	.500
Roark, T	.000	2	3	0	0	0	0	0	0	0	0	0	0	0	0	0	0	0	0	1	.000	.000
Rodriguez, A	.222	14	18	2	4	4	0	0	0	0	0	0	1	1	0	4	0	0	1	2	.300	.222
Santana, L	.000	2	1	1	0	0	0	0	0	0	0	0	0	0	1	1	0	0	0	0	.000	.000
Schebler, S	.342	17	38	10	13	22	3	0	2	5	0	1	11	0	8	4	0	2	1	0	.490	.579
Senzel, N	.308	12	39	8	12	18	6	0	0	3	0	1	0	0	9	4	0	0	0	0	.300	.462
Stani, M	---	1	0	0	0	0	0	0	0	0	0	0	0	0	0	0	0	0	0	0	---	---
Siri, J	.160	12	25	3	4	5	1	0	0	0	0	0	0	0	6	3	0	1	2	1	.160	.200
Sparks, T	.333	2	3	1	1	4	0	0	1	2	0	0	0	0	0	0	0	0	0	0	.333	1.333
Stallings, B	.000	1	1	0	0	0	0	0	0	0	0	0	0	0	1	0	0	0	0	0	.000	.000
Stephenson, T	.273	10	11	0	3	3	0	0	0	1	0	1	0	4	0	1	0	0	1	0	.438	.273
Suárez, E	.220	18	50	8	11	17	3	0	1	3	0	0	1	4	0	20	1	0	0	0	.291	.340
Sugilio, A	.400	3	5	0	2	4	0	1	0	0	0	0	0	0	1	0	1	0	0	0	.400	.800
Sweet, D	.000	2	2	0	0	0	0	0	0	0	0	0	0	0	2	0	0	0	0	0	.000	.000
Taylor, L	.000	1	1	0	0	0	0	0	0	0	0	0	0	0	1	0	0	0	0	0	.000	.000
Trahan, B	.238	19	42	5	10	11	1	0	0	3	0	0	1	4	0	7	2	0	2	2	.319	.262

PLAYER	AVG	G	AB	R	H	TB	2B	3B	HR	RBI	SH	SF	HP	BB	IBB	SO	SB	CS	GI			E	OBP	SLG
																			DP					
Trammell, T	.200	11	15	6	3	3	0	0	0	1	0	0	0	6	0	4	2	0	0	0	0	0	.429	.200
VanMeter, J	.077	10	13	0	1	1	0	0	0	0	0	0	0	0	0	3	0	0	1	1	0	.077	.077	
Ventura, R	.000	2	1	0	0	0	0	0	0	1	0	0	0	1	0	0	0	0	0	0	0	.500	.000	
Votto, J	.147	16	34	7	5	5	0	0	1	0	0	0	17	0	9	0	0	0	0	0	1	.431	.147	
Williams, M	.053	12	19	1	1	2	1	0	0	1	0	0	1	0	6	0	0	2	0	2	0	.100	.105	
Winker, J	.176	18	51	7	9	23	2	0	4	10	0	0	1	5	0	10	0	0	2	0	0	.263	.451	
Wren, K	.125	12	16	2	2	3	1	0	0	3	0	1	0	3	1	0	3	1	0	0	0	.167	.188	
Yari, B	.500	2	2	1	1	1	0	0	0	0	0	0	2	0	1	0	0	0	0	0	0	.750	.500	
REDS	.258	32	1100	159	284	484	63	10	39	148	2	9	11	115	0	268	28	7	28	31	.332	.440		
OPPS	.265	32	1089	193	289	505	80	11	38	178	5	8	14	89	0	273	22	7	30	30	.327	.464		

PITCHER	W	L	ERA	G	GS	CG	GF	SHO	SV	IP	H	R	ER	HR	HB	BB	IBB	SO	WP	BK	AVG
Boshers, B	0	1	3.68	7	0	0	1	0	0	7.1	10	6	3	1	1	2	0	8	0	0	.323
Bowman, M	0	0	0.00	5	1	0	0	0	0	6.0	2	2	0	1	0	1	0	7	0	0	.105
Boyles, T	0	0	0.00	3	0	0	2	0	0	2.1	0	0	0	0	0	0	0	1	0	0	.000
Castillo, L	0	2	12.46	4	2	0	0	0	0	8.2	13	12	12	2	1	5	0	10	0	0	.342
DeSclafani, A	1	0	3.04	7	6	0	0	0	0	23.2	21	10	8	4	0	6	0	20	1	0	.233
Despaigne, O	0	1	6.75	3	0	0	2	0	1	4.0	3	3	3	1	0	2	0	6	0	0	.214
Duke, Z	0	1	8.10	10	0	0	0	0	0	10.0	11	9	9	2	1	4	0	10	2	0	.282
Finnegan, B	0	1	19.80	6	1	0	0	0	0	5.0	9	15	11	3	0	6	0	8	1	0	.346
Fossas, A	0	0	15.43	5	0	0	1	0	0	2.1	6	7	4	2	0	1	0	2	1	0	.429
Garrett, A	0	0	6.23	8	0	0	0	0	0	8.2	11	6	6	0	0	4	0	9	1	0	.314
Gray, S	0	1	0.90	3	3	0	0	0	0	10.0	5	1	1	0	0	0	0	11	1	0	.143
Gutierrez, V	1	1	6.75	5	2	0	1	0	0	6.2	12	7	5	0	1	0	0	6	0	0	.387
Hendrix, R	0	0	0.00	1	0	0	1	0	0	1.0	0	0	0	0	0	0	0	0	0	0	.000
Herget, J	0	1	8.44	5	0	0	4	0	0	5.1	6	5	5	1	0	1	0	8	0	0	.273
Hernandez, D	0	0	5.06	6	0	0	0	0	0	5.1	8	3	3	1	0	3	0	4	0	0	.333
Hughes, J	0	0	3.24	9	0	0	1	0	0	8.1	8	6	3	1	1	2	0	4	1	0	.250
Iglesias, R	0	0	6.30	9	0	0	0	0	0	10.0	12	7	7	1	1	6	0	11	0	1	.316
Krol, I	0	1	0.96	9	0	0	1	0	0	9.1	7	4	1	0	0	2	0	9	1	0	.200
Kuhnel, J	0	0	0.00	2	0	0	1	0	0	1.1	1	0	0	0	0	1	0	1	0	0	.200
Lorenzen, M	0	0	5.91	9	0	0	0	0	0	10.2	15	8	7	1	0	2	0	7	1	0	.341
Mahle, T	1	2	4.40	5	4	0	0	0	0	14.1	18	7	7	1	1	2	0	16	0	0	.305
Martinez, J	0	0	0.00	1	0	0	1	0	0	1.0	0	0	0	0	0	0	0	1	0	0	.000
Mella, K	0	0	14.73	3	0	0	0	0	0	3.2	7	6	6	1	0	3	0	2	0	0	.412
Orewiler, A	0	0	0.00	1	0	0	1	0	0	1.0	0	0	0	0	0	0	0	0	0	0	.000
Peralta, W	0	0	0.00	10	0	0	3	0	0	11.0	6	0	0	0	0	0	1	0	9	0	.162
Powers, A	0	0	4.50	4	0	0	1	0	0	4.0	2	2	2	0	0	2	0	4	0	0	.133
Reed, C	1	0	7.00	8	0	0	1	0	0	9.0	8	8	7	2	0	4	0	8	2	0	.235
Reyes, Je	0	1	10.29	6	0	0	4	0	0	7.0	7	8	8	1	1	4	0	8	1	0	.269
Roark, T	2	2	4.22	7	7	0	0	0	0	21.1	16	10	10	2	2	6	0	25	1	0	.205
Romano, S	0	0	7.88	7	0	0	1	0	0	8.0	11	7	7	1	0	4	0	12	1	0	.324
Santillan, T	0	1	3.86	3	2	0	0	0	0	4.2	3	2	2	2	0	4	0	2	0	0	.176
Sims, L	1	0	8.10	5	2	0	1	0	0	6.2	10	6	6	3	1	2	0	7	0	0	.333
Stephens, J	0	0	6.00	5	0	0	1	0	0	6.0	8	4	4	0	0	1	0	4	1	0	.333
Stephenson, R	0	0	3.60	3	1	0	0	0	0	5.0	3	2	2	0	0	1	0	2	0	0	.188
Strahan, W	0	1	10.80	2	0	0	0	0	0	1.2	3	4	2	1	0	1	0	0	0	0	.375
Varner, S	0	0	0.00	1	0	0	0	0	0	0.1	0	0	0	0	0	0	0	0	0	0	.000
Wisler, M	1	0	3.75	10	0	0	1	0	1	12.0	13	5	5	1	1	1	0	16	1	0	.283
Wooten, R	0	0	0.00	3	0	0	1	0	0	2.0	1	0	0	0	0	1	0	6	0	0	.125
Zabala, A	0	0	27.00	1	0	0	1	0	0	0.2	2	2	2	1	1	0	0	0	0	0	.667
REDS	8	19	5.30	32	32	0	32	0	2	278.1	289	194	164	38	14	89	0	273	19	1	.265
OPPS	19	8	4.42	32	32	0	32	0	10	285.1	284	159	140	39	11	115	0	268	13	0	.258

THROUGH APRIL: 12-17 (.212 avg, 3.39 era)

Player	AVG	G	AB	PA	R	H	TB	2B	3B	HR	RBI	BB	IBB	SO	SB	CS	OBP	SLG	OPS
Barnhart, T	.209	24	67	78	8	14	22	2	0	2	5	10	1	19	0	0	.312	.328	.640
Casali, C	.289	17	38	41	3	11	16	5	0	0	5	3	0	12	0	0	.341	.421	.763
Castillo, L	.071	7	14	15	1	1	1	0	0	0	0	0	0	8	0	0	.071	.071	.143
DeSclafani, A	.000	5	7	8	0	0	0	0	0	0	0	0	0	4	0	0	.000	.000	.000
Dietrich, D	.204	28	54	65	8	11	29	1	1	5	14	6	1	13	0	1	.323	.537	.860
Duke, Z	.000	14	0	0	0	0	0	0	0	0	0	0	0	0	0	0	.000	.000	.000
Ervin, P	.200	7	10	13	1	2	4	0	1	0	1	3	0	5	0	1	.385	.400	.785
Farmer, K	.200	18	25	29	3	5	14	0	0	3	8	2	0	6	0	1	.276	.560	.836
Garrett, A	.000	16	0	0	0	0	0	0	0	0	0	0	0	0	0	0	.000	.000	.000
Gray, S	.143	6	7	9	0	1	1	0	0	0	0	0	0	2	0	0	.143	.143	.286
Hernandez, D	.000	15	0	0	0	0	0	0	0	0	0	0	0	0	0	0	.000	.000	.000
Hughes, J	.000	15	0	0	0	0	0	0	0	0	0	0	0	0	0	0	.000	.000	.000
Iglesias, J	.304	26	79	84	9	24	31	4	0	1	6	4	2	12	0	2	.345	.392	.738
Iglesias, R	.000	13	0	0	0	0	0	0	0	0	0	0	0	0	0	0	.000	.000	.000
Kemp, M	.200	20	60	62	4	12	17	2	0	1	5	1	0	19	0	0	.210	.283	.493
Lorenzen, M	.143	20	7	8	2	1	2	1	0	0	1	1	0	3	0	0	.250	.286	.536
Mahle, T	.143	6	7	9	1	1	2	1	0	0	0	0	0	4	0	0	.143	.286	.429
Peralta, W	.000	12	0	0	0	0	0	0	0	0	0	0	0	0	0	0	.000	.000	.000
Peraza, J	.202	28	89	92	9	18	27	3	0	2	7	2	0	19	4	1	.228	.303	.532
Puig, Y	.192	27	99	106	8	19	35	4	0	4	15	5	0	27	3	1	.226	.354	.580
Roark, T	.100	6	10	10	0	1	1	0	0	0	0	0	0	4	0	0	.100	.100	.200
Schebler, S	.135	27	74	88	11	10	18	2	0	2	7	14	0	26	0	1	.273	.243	.516
Stephenson, R	.000	12	0	0	0	0	0	0	0	0	0	0	0	0	0	0	.000	.000	.000
Suárez, E	.230	29	100	115	11	23	49	5	0	7	16	13	1	27	0	1	.322	.490	.812
Votto, J	.245	27	94	110	13	23	39	7	0	3	5	15	1	28	0	0	.355	.415	.769
Winker, J	.228	29	92	103	17	21	47	2	0	8	13	10	1	19	0	1	.311	.511	.822
REDS	.212	29	933	1045	109	198	355	39	2	38	108	89	7	257	7	10	.286	.380	.667

OPP

PITCHER	W	L	ERA	G	GS	CG	GF	SHO	SV	IP	H	R	ER	HR	HB	BB	IBB	SO	WP	BK	AVG
Castillo, L	3	1	1.45	7	7	0	0	0	0	43.1	26	7	7	2	3	17	0	50	1	1	.177
DeSclafani, A	1	1	4.26	5	5	0	0	0	0	25.1	21	12	12	5	2	11	2	28	1	0	.219
Duke, Z	1	1	11.25	14	0	0	0	0	0	8.0	11	10	10	2	2	6	1	4	0	0	.333
Garrett, A	1	1	1.42	16	0	0	1	0	0	12.2	7	2	2	1	1	5	1	14	1	1	.167
Gray, S	0	4	3.64	6	6	0	0	0	0	29.2	21	13	12	1	1	8	1	36	2	0	.198
Hernandez, D	0	1	4.05	15	0	0	2	0	1	13.1	15	6	6	0	0	7	3	14	0	0	.288
Hughes, J	2	0	5.56	15	0	0	5	0	0	11.1	12	7	7	1	1	5	0	8	0	0	.293
Iglesias, R	1	4	3.68	13	0	0	11	0	6	14.2	13	6	6	2	0	7	2	23	0	0	.236
Lorenzen, M	0	0	1.15	13	0	0	4	0	1	15.2	16	2	2	1	0	6	0	11	0	0	.258
Mahle, T	0	3	4.50	5	5	0	0	0	0	28.0	32	14	14	4	0	7	0	26	0	1	.294
Peralta, W	0	0	0.96	12	0	0	4	0	0	9.1	5	1	1	0	0	4	0	7	0	0	.167
Roark, T	1	1	4.08	6	6	0	0	0	0	28.2	33	14	13	2	3	15	1	27	0	0	.289
Stephenson, R	2	0	2.45	12	0	0	2	0	0	14.2	9	5	4	0	0	4	2	20	0	0	.170
Reds	12	17	3.39	29	29	0	29	2	8	254.2	221	99	96	21	13	102	268	5	3	.235	

MAY: 15-13 (.249 avg, 3.91 era)

Player	AVG	G	AB	R	H	TB	2B	3B	HR	RBI	BB	IBB	SO	SB	CS	OBP	SLG	OPS
Barnhart, T	.183	22	60	8	11	21	1	0	3	12	7	0	19	0	0	.269	.350	.619
Bowman, M	.000	5	0	0	0	0	0	0	0	0	0	0	0	0	0	.000	.000	.000
Casali, C	.304	19	46	6	14	22	2	0	2	11	4	0	9	0	0	.365	.478	.844
Castillo, L	.111	5	9	1	1	1	0	0	0	0	0	0	4	0	0	.111	.111	.222
DeSclafani, A	.300	6	10	0	3	3	0	0	0	0	0	0	3	0	0	.300	.300	.600
Dietrich, D	.304	26	69	16	21	58	1	0	12	22	7	0	17	1	0	.400	.841	1.240
Duke, Z	.000	9	0	0	0	0	0	0	0	0	0	0	0	0	0	.000	.000	.000
Ervin, P	.333	3	6	1	2	3	1	0	0	1	1	0	2	0	0	.429	.500	.929
Farmer, K	.239	24	46	7	11	20	3	0	2	8	2	1	17	3	0	.271	.435	.706
Garrett, A	.000	9	0	0	0	0	0	0	0	0	0	0	0	0	0	.000	.000	.000
Gray, S	.125	4	8	0	1	1	0	0	0	0	1	0	4	0	0	.222	.125	.347
Hernandez, D	.000	10	0	0	0	0	0	0	0	0	0	0	0	0	0	.000	.000	.000
Hughes, J	.000	9	0	0	0	0	0	0	0	0	0	0	0	0	0	.000	.000	.000
Iglesias, J	.311	27	106	15	33	51	5	2	3	15	4	0	14	1	1	.336	.481	.817
Iglesias, R	.000	9	0	0	0	0	0	0	0	0	0	0	0	0	0	.000	.000	.000
Lorenzen, M	.000	16	1	2	0	0	0	0	0	0	0	0	1	2	0	.000	.000	.000
Mahle, T	.000	6	11	1	0	0	0	0	0	0	0	0	8	0	0	.000	.000	.000
Peralta, W	.000	11	0	0	0	0	0	0	0	0	0	0	0	0	0	.000	.000	.000
Peraza, J	.211	26	71	8	15	25	1	0	3	5	8	0	8	0	2	.309	.352	.661
Puig, Y	.245	26	98	14	24	42	0	0	6	17	8	1	25	4	1	.308	.429	.737
Reed, C	.000	3	1	0	0	0	0	0	0	0	0	0	1	0	0	.000	.000	.000
Roark, T	.286	4	7	0	2	2	0	0	0	0	0	0	2	0	0	.286	.286	.571
Schebler, S	.000	3	7	0	0	0	0	0	0	0	0	0	1	0	0	.000	.000	.000
Senzel, N	.279	26	111	20	31	52	5	2	4	12	12	0	31	5	3	.347	.468	.815
Sims, L	.000	1	3	0	0	0	0	0	0	0	0	0	2	0	0	.000	.000	.000
Stephenson, R	.000	7	1	0	0	0	0	0	0	0	0	0	1	0	0	.000	.000	.000
Suárez, E	.321	28	106	21	34	63	8	0	7	24	12	0	30	1	1	.390	.594	.985
VanMeter, J	.227	17	22	1	5	6	1	0	0	3	3	0	5	1	0	.346	.273	.619
Votto, J	.260	24	96	16	25	32	2	1	1	6	10	1	21	1	0	.339	.333	.673
Winker, J	.250	23	84	12	21	33	6	0	2	5	6	1	15	0	0	.315	.393	.708
REDS	.249	28	979	149	254	435	36	5	45	141	85	4	240	19	8	.326	.444	.771

PITCHER	W	L	ERA	G	GS	CG	GF	SHO	SV	IP	H	R	ER	HR	HB	BB	IBB	SO	WP	BK	OPP
																					AVG
Bowman, M	0	0	0.00	5	0	0	2	0	0	4.2	1	0	0	0	0	0	0	5	0	0	.067
Castillo, L	2	0	3.76	5	5	0	0	0	0	26.1	19	13	11	3	2	15	0	32	0	2	.202
DeSclafani, A	1	2	5.59	6	6	0	0	0	0	29.0	34	19	18	9	0	7	0	27	0	0	.291
Duke, Z	1	0	1.04	9	0	0	1	0	0	8.2	7	1	1	1	0	5	0	6	0	0	.233
Garrett, A	2	0	2.61	11	0	0	1	0	0	10.1	10	3	3	1	0	5	0	22	1	0	.250
Gray, S	2	0	3.42	5	5	0	0	0	0	26.1	25	11	10	3	0	14	0	28	1	0	.253
Hernandez, D	1	2	6.17	12	0	0	2	0	0	11.2	11	8	8	2	1	2	0	16	0	0	.244
Hughes, J	0	2	2.51	10	0	0	1	0	0	14.1	9	5	4	2	0	3	0	9	0	0	.180
Iglesias, R	0	1	2.31	11	0	0	8	0	5	11.2	11	3	3	2	0	1	0	13	0	0	.244
Lorenzen, M	0	0	5.14	11	0	0	2	0	1	14.0	17	10	8	2	0	4	1	15	1	0	.293
Mahle, T	2	2	4.05	6	6	0	0	0	0	33.1	31	15	15	7	2	7	0	41	0	0	.240
Peralta, W	0	1	8.18	12	0	0	4	0	0	11.0	12	10	10	4	1	2	1	11	0	0	.286
Reed, C	0	0	1.42	3	0	0	1	0	0	6.1	6	1	1	0	0	1	1	7	1	0	.250
Roark, T	3	2	2.28	5	5	0	0	0	0	27.2	23	7	7	0	1	9	0	32	0	0	.223
Sims, L	1	0	4.91	1	1	0	0	0	0	7.1	6	4	4	1	1	1	0	9	0	0	.231
Stephenson, R	0	1	6.10	9	0	0	6	0	0	10.1	6	7	7	2	0	6	0	15	2	0	.154
REDS	15	13	3.91	28	28	0	28	0	6	253.0	228	117	110	39	8	82	3	288	6	2	.238

JUNE: 11-13 (.234 avg, 3.78 era)

Player	AVG	G	AB	R	H	TB	2B	3B	HR	RBI	BB	IBB	SO	SB	CS	OBP	SLG	OPS
Barnhart, T	.171	14	35	2	6	8	2	0	0	1	6	3	12	0	0	.286	.229	.514
Bowman, M	.000	6	0	0	0	0	0	0	0	0	0	0	0	0	0	.000	.000	.000
Casali, C	.190	16	42	6	8	14	0	0	2	4	11	1	14	0	0	.358	.333	.692
Castillo, L	.125	4	8	0	1	1	0	0	0	0	0	0	2	0	0	.125	.125	.250
DeSclafani, A	.000	4	7	0	0	0	0	0	0	0	0	0	4	0	0	.000	.000	.000
Dietrich, D	.140	21	57	12	8	15	2	1	1	4	8	0	17	0	0	.329	.263	.592
Duke, Z	.000	6	0	0	0	0	0	0	0	0	0	0	0	0	0	.000	.000	.000
Ervin, P	.280	12	25	4	7	11	1	0	1	3	1	0	10	0	0	.308	.440	.748
Farmer, K	.286	18	28	3	8	11	0	0	1	4	1	0	11	1	0	.333	.393	.726
Garrett, A	.000	12	0	0	0	0	0	0	0	0	0	0	0	0	0	.000	.000	.000
Gennett, S	.125	2	8	0	1	1	0	0	0	0	0	0	1	0	0	.125	.125	.250
Gray, S	.125	5	8	1	1	3	0	1	0	0	0	0	5	0	0	.125	.375	.500
Hernandez, D	.000	9	0	0	0	0	0	0	0	0	0	0	0	0	0	.000	.000	.000
Hughes, J	.000	6	0	0	0	0	0	0	0	0	0	0	0	0	0	.000	.000	.000
Iglesias, J	.236	21	72	7	17	22	2	0	1	11	5	1	15	1	0	.282	.306	.588
Iglesias, R	.000	7	1	0	0	0	0	0	0	0	0	0	0	0	0	.000	.000	.000
Lorenzen, M	.000	12	1	0	1	1	0	0	0	0	0	0	0	0	0	0.000	1.000	2.000
Mahle, T	.000	3	4	0	0	0	0	0	0	0	1	0	2	0	0	.200	.000	.200
Peralta, W	.000	4	0	0	0	0	0	0	0	0	0	0	0	0	0	.000	.000	.000
Peraza, J	.268	22	56	5	15	21	4	1	0	8	1	0	7	1	1	.306	.375	.681
Puig, Y	.287	23	87	13	25	53	5	1	7	13	5	0	20	6	1	.340	.609	.950
Roark, T	.143	4	7	1	1	4	0	0	1	2	0	0	3	0	0	.143	.571	.714
Senzel, N	.256	23	86	11	22	42	8	0	4	15	6	0	22	3	0	.304	.488	.793
Stephenson, R	.000	4	0	0	0	0	0	0	0	0	0	0	0	0	0	.000	.000	.000
Suárez, E	.185	24	92	6	17	28	2	0	3	8	9	0	29	0	0	.265	.304	.569
VanMeter, J	.211	11	19	2	4	5	1	0	0	0	3	0	8	0	1	.348	.263	.611
Votto, J	.299	24	87	12	26	44	6	0	4	10	13	0	22	1	0	.390	.506	.896
Winker, J	.276	22	58	7	16	27	3	1	2	7	7	0	11	0	0	.373	.466	.839
REDS	.234	24	788	92	184	311	36	5	27	90	77	5	215	13	3	.315	.395	.709

PITCHER																				OPP		
	W	L	ERA	G	GS	CG	GF	SHO	SV	IP	H	R	ER	HR	HB	BB	IBB	SO	WP	BK	AVG	
Bowman, M	1	0	3.72	7	0	0	4	0	0	9.2	9	4	4	2	0	6	1	5	0	0	.250	
Castillo, L	2	2	2.83	5	5	0	0	0	0	28.2	16	11	9	4	0	20	0	33	3	0	.158	
DeSclafani, A	3	1	3.08	5	5	0	0	0	0	26.1	29	9	9	1	0	6	1	29	1	0	.282	
Duke, Z	1	0	2.70	7	0	0	3	0	0	6.2	3	2	2	1	0	7	0	8	0	0	.143	
Garrett, A	0	0	1.38	14	0	0	0	0	0	13.0	8	2	2	1	1	10	0	15	0	0	.174	
Gray, S	2	1	4.78	5	5	0	0	0	0	26.1	24	14	14	5	0	10	0	27	3	0	.242	
Hernandez, D	1	0	4.22	10	0	0	2	0	0	10.2	7	5	5	0	0	2	0	16	0	0	.194	
Hughes, J	0	0	1.00	8	0	0	2	0	0	9.0	2	1	1	1	0	2	0	7	0	0	.069	
Iglesias, R	0	2	8.64	9	0	0	6	0	3	8.1	10	8	8	2	0	9	2	10	2	0	.286	
Lorenzen, M	0	1	4.97	14	0	0	4	0	3	12.2	11	7	7	3	0	2	0	15	0	0	.234	
Mahle, T	0	3	4.64	4	4	0	0	0	0	21.1	18	13	11	4	2	6	0	17	0	0	.222	
Peralta, W	0	0	15.43	4	0	0	2	0	0	2.1	5	4	4	1	0	2	0	2	0	0	.417	
Roark, T	1	3	3.68	5	5	0	0	0	0	29.1	27	14	12	5	3	5	0	28	0	0	.235	
Stephenson, R	0	0	0.00	4	0	0	1	0	0	5.0	5	1	0	0	0	2	0	5	0	0	.263	
REDS	11	13	3.78	24	24	0	24	0	6	209.1	174	95	88	30	6	89	4	217	9	0	.223	

JULY: 12-13 (.280 avg, 5.08 era)

Player	AVG	G	AB	R	H	TB	2B	3B	HR	RBI	BB	IBB	SO	SB	CS	OBP	SLG	OPS
Barnhart, T	.462	4	13	1	6	7	1	0	0	3	1	0	5	0	0	.533	.538	1.072
Bowman, M	.000	6	0	0	0	0	0	0	0	0	0	0	0	0	0	.000	.000	.000
Casali, C	.208	10	24	4	5	11	0	0	2	4	1	0	9	0	0	.231	.458	.689
Castillo, L	.100	5	10	0	1	2	1	0	0	0	0	0	6	0	0	.100	.200	.300
DeSclafani, A	.222	4	9	0	2	2	0	0	0	0	0	0	2	0	0	.222	.222	.444
Dietrich, D	.150	21	40	4	6	12	3	0	1	3	3	1	19	0	0	.306	.300	.606
Ervin, P	.432	21	44	8	19	32	2	4	1	8	3	0	10	3	1	.490	.727	1.217
Farmer, K	.200	9	20	3	4	5	1	0	0	2	0	0	8	0	0	.200	.250	.450
Garrett, A	.000	6	0	0	0	0	0	0	0	0	0	0	0	0	0	.000	.000	.000
Gennett, S	.230	19	61	4	14	17	3	0	0	5	1	0	19	0	0	.250	.279	.529
Graterol, J	.176	5	17	1	3	3	0	0	0	1	0	0	4	0	0	.176	.176	.353
Gray, S	.250	7	8	1	2	2	0	0	0	0	1	0	1	0	0	.333	.250	.583
Herget, J	.000	3	0	0	0	0	0	0	0	0	0	0	0	0	0	.000	.000	.000
Hernandez, D	.000	6	0	0	0	0	0	0	0	0	0	0	0	0	0	.000	.000	.000
Hughes, J	.000	11	0	0	0	0	0	0	0	0	0	0	0	0	0	.000	.000	.000
Iglesias, J	.241	25	79	9	19	27	2	0	2	8	2	0	9	2	1	.268	.342	.610
Iglesias, R	.000	11	0	0	0	0	0	0	0	0	0	0	0	0	0	.000	.000	.000
Lavarney, R	.278	5	18	4	5	13	2	0	2	7	1	0	5	0	0	.316	.722	1.038
Lorenzen, M	.500	14	2	0	1	1	0	0	0	1	0	0	1	1	0	.500	.500	1.000
Mahle, T	.286	4	7	2	2	2	0	0	0	0	0	0	1	0	0	.286	.286	.571
Peralta, W	.000	7	0	0	0	0	0	0	0	0	0	0	0	0	0	.000	.000	.000
Peraza, J	.304	21	46	6	14	21	2	1	1	9	0	0	9	0	0	.319	.457	.776
Puig, Y	.292	24	89	16	26	47	6	0	5	16	5	0	17	1	2	.340	.528	.868
Roark, T	.111	5	9	1	1	2	1	0	0	0	0	0	4	0	0	.111	.222	.333
Romano, S	.000	1	0	0	0	0	0	0	0	0	0	0	0	0	0	.000	.000	.000
Senzel, N	.333	21	66	9	22	31	5	2	0	3	6	0	13	1	0	.397	.470	.867
Sims, L	.000	5	3	0	0	0	0	0	0	0	0	0	2	0	0	.000	.000	.000
Stephenson, R	.000	11	0	0	0	0	0	0	0	0	0	0	0	0	0	.000	.000	.000
Suárez, E	.289	25	90	19	26	66	2	1	12	23	8	1	35	1	0	.353	.733	1.086
VanMeter, J	.417	15	36	11	15	30	3	0	4	7	6	0	6	1	1	.500	.833	1.333
Votto, J	.248	25	101	13	25	37	6	0	2	12	9	0	17	0	0	.309	.366	.675
Winker, J	.333	25	72	11	24	39	4	1	3	10	9	0	9	0	0	.429	.542	.970
Wood, A	.000	1	1	0	0	0	0	0	0	0	0	0	1	0	0	.000	.000	.000
REDS	.280	25	865	127	242	409	44	9	35	122	56	2	212	10	5	.336	.473	.809

PITCHER	OPP																				
	W	L	ERA	G	GS	CG	GF	SHO	SV	IP	H	R	ER	HR	HB	BB	IBB	SO	WP	BK	AVG
Bowman, M	0	0	10.13	6	0	0	2	0	0	5.1	8	6	6	0	0	3	1	5	0	0	.333
Castillo, L	3	1	3.13	5	5	0	0	0	0	31.2	27	11	11	4	2	7	0	36	1	0	.231
DeSclafani, A	1	1	2.78	4	4	0	0	0	0	22.2	19	8	7	4	0	6	1	26	0	1	.221
Garrett, A	1	0	5.79	6	0	0	0	0	0	4.2	4	3	3	1	0	2	0	9	1	0	.222
Gray, S	2	1	2.23	5	5	0	0	0	0	32.1	21	8	8	4	1	7	0	39	0	0	.189
Herget, J	0	0	7.36	3	0	0	2	0	0	3.2	6	3	3	2	0	1	0	0	0	0	.400
Hernandez, D	0	2	29.70	6	0	0	0	0	0	3.1	12	12	11	2	0	5	0	4	0	0	.571
Hughes, J	1	1	8.64	11	0	0	2	0	1	8.1	11	12	8	2	1	5	0	6	0	0	.324
Iglesias, R	1	1	3.97	11	0	0	10	0	6	11.1	9	5	5	3	1	2	0	14	0	0	.220
Lorenzen, M	0	1	1.98	12	0	0	4	0	1	13.2	7	3	3	1	1	8	0	13	1	0	.152
Mahle, T	0	2	7.32	4	4	0	0	0	0	19.2	28	20	16	3	0	6	0	22	0	0	.329
Peralta, W	1	0	2.16	7	0	0	0	0	0	8.1	5	2	2	1	1	4	1	6	0	0	.172
Peraza, J	0	0	0.00	1	0	0	1	0	0	0.1	0	0	0	0	0	0	0	0	0	0	.000
Roark, T	1	1	7.30	5	5	0	0	0	0	24.2	36	20	20	7	2	9	0	21	0	0	.346
Romano, S	0	0	3.00	1	0	0	1	0	1	3.0	3	1	1	0	0	1	0	2	0	0	.273
Sims, L	1	1	5.73	5	1	0	0	0	0	11.0	7	7	7	3	0	5	0	14	1	0	.179
Stephenson, R	0	1	7.98	11	0	0	3	0	0	14.2	14	14	13	5	0	7	1	19	1	0	.250
Wood, A	0	0	3.86	1	1	0	0	0	0	4.2	7	2	2	1	0	1	0	4	0	0	.350
REDS	12	13	5.08	25	25	0	25	0	9	223.1	224	137	126	43	9	79	4	240	5	1	.261

AUGUST: 13-16 (.256 avg, 5.03 era)

Player	AVG	G	AB	R	H	TB	2B	3B	HR	RBI	BB	IBB	SO	SB	CS	OBP	SLG	OPS
Alaniz, R	.000	4	0	0	0	0	0	0	0	0	0	0	0	0	0	.000	.000	.000
Aquino, A	.320	29	103	22	33	79	4	0	14	33	10	2	26	2	0	.391	.767	1.158
Barnhart, T	.291	26	79	9	23	41	6	0	4	15	12	3	14	1	0	.391	.519	.910
Bauer, T	.111	6	9	0	1	1	0	0	0	0	0	0	6	0	0	.111	.111	.222
Bowman, M	.000	1	1	0	0	0	0	0	0	0	0	0	0	0	0	.000	.000	.000
Casali, C	.250	5	12	2	3	7	1	0	1	5	1	0	1	0	0	.286	.583	.869
Castillo, L	.200	5	10	1	2	2	0	0	0	0	0	0	6	0	0	.200	.200	.400
DeSclafani, A	.091	6	11	0	1	1	0	0	0	1	0	0	7	0	0	.091	.091	.182
Dietrich, D	.063	8	16	1	1	2	1	0	0	0	4	0	6	0	0	.348	.125	.473
Ervin, P	.232	27	69	6	16	27	3	1	2	2	3	0	12	0	0	.274	.391	.665
Farmer, K	.270	18	37	4	10	17	1	0	2	3	2	0	6	0	0	.325	.459	.784
Galvis, F	.292	18	65	10	19	33	2	0	4	11	3	0	21	0	0	.319	.508	.827
Garrett, A	.000	11	0	0	0	0	0	0	0	0	0	0	0	0	0	.000	.000	.000
Gausman, K	.000	7	0	0	0	0	0	0	0	0	0	0	0	0	0	.000	.000	.000
Gray, S	.100	7	10	0	1	1	0	0	0	3	0	0	5	0	0	.100	.100	.200
Hernandez, D	.000	4	0	0	0	0	0	0	0	0	0	0	0	0	0	.000	.000	.000
Hughes, J	.000	3	2	0	0	0	0	0	0	0	0	0	1	0	0	.000	.000	.000
Iglesias, J	.359	25	92	15	33	46	5	1	2	9	1	0	12	1	1	.368	.500	.868
Iglesias, R	.000	13	1	0	0	0	0	0	0	0	0	0	1	0	0	.000	.000	.000
Kuhnel, J	.000	4	1	0	0	0	0	0	0	0	0	0	0	0	0	.000	.000	.000
Lorenzen, M	.500	18	4	1	2	2	0	0	0	0	1	0	1	0	1	.600	.500	1.100
O'Grady, B	.083	10	12	0	1	1	0	0	0	0	0	0	4	0	0	.083	.083	.167
Peralta, W	.000	2	0	0	0	0	0	0	0	0	0	0	0	0	0	.000	.000	.000
Peraza, J	.240	22	50	3	12	14	2	0	0	4	2	0	9	0	1	.283	.280	.563
Romano, S	.000	2	2	0	0	0	0	0	0	0	0	0	1	0	0	.000	.000	.000
Senzel, N	.184	27	98	13	18	29	2	0	3	11	5	0	29	5	1	.238	.296	.534
Sims, L	.000	11	0	0	0	0	0	0	0	0	0	0	0	0	0	.000	.000	.000
Stephenson, R	.000	11	0	0	0	0	0	0	0	0	0	0	0	0	0	.000	.000	.000
Suárez, E	.269	28	104	19	28	61	3	0	10	14	12	1	39	1	0	.361	.587	.948
VanMeter, J	.227	28	88	11	20	33	5	1	2	8	8	0	21	4	1	.292	.375	.667
Votto, J	.254	18	67	12	17	30	4	0	3	7	12	0	17	2	0	.363	.448	.810
Winker, J	.281	14	32	4	9	14	2	0	1	3	6	0	6	0	1	.395	.438	.832
Wood, A	.250	6	8	0	2	2	0	0	0	0	0	0	4	0	0	.250	.250	.500
REDS	.256	29	983	133	252	443	41	3	48	129	82	6	255	16	6	.322	.451	.773

PITCHER	OPP																				
	W	L	ERA	G	GS	CG	GF	SHO	SV	IP	H	R	ER	HR	HB	BB	IBB	SO	WP	BK	AVG
Alaniz, R	0	0	2.84	4	0	0	2	0	0	6.1	4	2	2	0	0	0	0	3	0	1	.174
Bauer, T	1	4	8.40	6	6	0	0	0	0	30.0	38	30	28	6	3	13	0	37	2	0	.311
Bowman, M	0	0	16.20	1	0	0	0	0	0	1.2	6	4	3	0	0	0	0	2	0	0	.545
Castillo, L	3	1	5.70	5	5	0	0	0	0	30.0	31	19	19	6	0	4	0	39	0	0	.263
DeSclafani, A	3	2	4.18	6	6	0	0	0	0	32.1	30	15	15	6	0	12	0	29	0	0	.244
Farmer, K	0	0	0.00	1	0	0	1	0	0	1.1	1	0	0	0	0	0	0	0	0	0	.200
Garrett, A	0	0	4.82	11	0	0	1	0	0	9.1	5	6	5	2	1	7	0	11	0	0	.152
Gausman, K	0	1	4.50	7	0	0	3	0	0	10.0	10	5	5	2	1	2	0	14	0	0	.256
Gray, S	4	0	0.74	6	6	0	0	0	0	36.2	18	4	3	2	2	21	0	44	1	0	.142
Hernandez, D	0	0	19.64	4	0	0	2	0	1	3.2	8	8	3	0	4	0	3	1	0	0	.421
Hughes, J	1	1	7.71	9	0	0	0	0	0	7.0	8	6	6	4	0	3	0	5	1	0	.296
Iglesias, R	0	3	6.10	13	0	0	11	0	7	10.1	14	7	7	2	1	1	0	14	0	0	.326
Kuhnel, J	0	0	12.27	4	0	0	0	0	0	3.2	5	5	5	1	0	2	0	3	0	0	.313
Lorenzen, M	0	1	1.80	14	0	0	0	0	0	15.0	9	3	3	1	0	6	0	19	0	0	.170
Peralta, W	0	0	9.00	2	0	0	0	0	0	1.0	2	1	1	1	0	2	0	0	0	0	.400
Peraza, J	0	0	0.00	1	0	0	1	0	0	1.0	1	0	0	0	0	0	0	0	0	0	.333
Romano, S	0	0	22.09	2	0	0	1	0	1	3.2	11	9	9	2	0	2	0	3	1	0	.500
Sims, L	0	0	4.38	11	0	0	2	0	0	12.1	8	6	6	3	1	7	0	21	0	0	.182
Stephenson, R	1	0	0.00	11	0	0	3	0	0	9.1	3	0	0	0	0	3	1	12	0	0	.094
Wood, A	1	3	6.10	6	6	0	0	0	0	31.0	34	23	21	10	1	8	0	26	0	0	.281
REDS	13	16	5.03	29	29	0	29	0	9	254.0	245	149	142	47	10	98	1	284	5	1	.250

SEPTEMBER: 12-15 (.220 avg, 3.92 era)

Player	AVG	G	AB	R	H	TB	2B	3B	HR	RBI	BB	IBB	SO	SB	CS	OBP	SLG	OPS
Alaniz, R	1.000	4	1	0	1	1	0	0	0	1	0	0	0	0	0	1.000	1.000	2.000
Aquino, A	.196	27	102	9	20	39	4	0	5	14	6	0	34	5	0	.236	.382	.619
Barnhart, T	.210	24	62	4	13	21	2	0	2	4	8	0	14	0	0	.300	.339	.639
Bauer, T	.200	3	5	1	1	1	0	0	0	0	2	0	3	0	0	.429	.200	.629
Blandino, A	.250	23	36	6	9	13	1	0	1	3	10	0	14	0	0	.420	.361	.781
Bowman, M	.000	7	0	0	0	0	0	0	0	0	0	0	0	0	0	.000	.000	.000
Casali, C	.244	17	45	3	11	15	1	0	1	3	5	0	14	0	0	.320	.333	.653
Castillo, L	.000	5	11	0	0	0	0	0	0	0	0	0	6	0	0	.000	.000	.000
Colón, C	.500	8	6	1	3	3	0	0	0	1	0	0	0	0	0	.625	.500	1.125
DeSclafani, A	.000	5	11	0	0	0	0	0	0	0	0	0	8	0	0	.000	.000	.000
Dietrich, D	.000	9	15	0	0	0	0	0	0	0	0	0	2	0	0	.000	.000	.000
Ervin, P	.220	24	82	10	18	33	4	1	3	8	7	0	24	1	1	.283	.402	.685
Farmer, K	.148	10	27	2	4	8	1	0	1	2	3	0	11	0	0	.233	.296	.530
Galvis, F	.143	14	42	2	6	11	2	0	1	5	4	0	12	0	1	.234	.262	.496
Garrett, A	.000	10	0	0	0	0	0	0	0	0	0	0	0	0	0	.000	.000	.000
Gausman, K	.000	7	0	0	0	0	0	0	0	0	0	0	0	0	0	.000	.000	.000
Graterol, J	1.000	1	1	0	1	1	0	0	0	0	0	0	0	0	0	1.000	1.000	2.000
Gray, S	.200	3	5	1	1	1	0	0	0	0	0	0	2	0	0	.200	.200	.400
Herget, J	.000	2	0	0	0	0	0	0	0	0	0	0	0	0	0	.000	.000	.000
Iglesias, J	.250	22	76	7	19	28	3	0	2	10	4	0	8	1	1	.288	.368	.656
Iglesias, R	.000	11	0	0	0	0	0	0	0	0	0	0	0	0	0	.000	.000	.000
Kuhnel, J	.000	7	0	0	0	0	0	0	0	0	0	0	0	0	0	.000	.000	.000
Lorenzen, M	.152	20	33	1	5	9	1	0	1	4	3	0	11	2	1	.222	.273	.495
Mahle, T	.000	5	5	0	0	0	0	0	0	0	0	0	4	0	0	.000	.000	.000
Mella, K	.000	2	1	0	0	0	0	0	0	0	0	0	1	0	0	.000	.000	.000
O'Grady, B	.233	18	30	4	7	17	2	1	2	3	4	0	13	0	0	.361	.567	.928
Peraza, J	.250	22	64	6	16	22	6	0	0	0	4	0	6	2	1	.294	.344	.638
Romano, S	.000	8	0	0	0	0	0	0	0	0	0	0	0	0	0	.000	.000	.000
Senzel, N	.214	7	14	2	3	6	0	0	1	1	1	0	6	0	1	.267	.429	.695
Sims, L	.500	6	2	0	1	1	0	0	0	0	0	0	1	0	0	.500	.500	1.000
Stephenson, R	.000	9	0	0	0	0	0	0	0	0	0	0	0	0	0	.000	.000	.000
Suárez, E	.337	25	83	11	28	62	2	1	10	18	16	1	29	0	0	.455	.747	1.202
VanMeter, J	.159	24	63	8	10	19	3	0	2	5	9	0	16	3	0	.260	.302	.562
Votto, J	.263	24	80	13	21	34	7	0	2	7	17	0	18	1	0	.394	.425	.819
REDS	.220	27	902	91	198	345	39	3	34	89	103	1	257	15	6	.305	.382	.687

PITCHER	W	L	ERA	G	GS	CG	GF	SHO	SV	IP	H	R	ER	HR	HB	BB	IBB	SO	WP	BK	OPP
																					AVG
Alaniz, R	1	0	8.44	4	0	0	1	0	0	5.1	4	5	5	0	0	4	0	4	0	0	.222
Bauer, T	1	1	4.10	4	4	0	0	0	0	26.1	19	12	12	6	2	6	0	31	0	0	.198
Bowman, M	1	0	0.00	8	0	0	2	0	0	10.2	3	1	0	0	0	4	1	8	0	0	.083
Castillo, L	2	3	4.40	5	5	0	0	0	0	30.2	20	15	15	3	0	16	0	36	0	0	.180
DeSclafani, A	0	2	3.19	5	5	0	0	0	0	31.0	18	14	11	4	2	7	1	28	0	0	.164
Garrett, A	1	2	7.50	11	0	0	1	0	0	6.0	10	6	5	1	1	6	0	7	2	0	.357
Gausman, K	0	1	3.65	8	1	0	3	0	0	12.1	11	6	5	1	0	3	1	15	0	0	.244
Gray, S	1	2	3.38	4	4	0	0	0	0	24.0	13	9	9	2	3	8	0	31	0	1	.163
Herget, J	0	0	0.00	2	0	0	2	0	0	2.2	2	0	0	0	0	2	0	0	0	0	.250
Iglesias, R	1	1	1.69	11	0	0	9	0	7	10.2	4	2	2	1	0	1	0	15	1	0	.114
Kuhnel, J	1	0	0.00	7	0	0	2	0	0	6.0	3	0	0	0	0	3	0	6	0	0	.143
Lorenzen, M	1	1	2.92	9	0	0	2	0	1	12.1	8	4	4	1	1	2	0	12	0	0	.195
Mahle, T	1	2	5.93	6	6	0	0	0	0	27.1	27	20	18	7	2	8	0	23	2	0	.250
Mella, K	0	0	7.36	2	0	0	1	0	0	3.2	5	3	3	0	0	2	1	4	0	0	.313
Peralta, W	0	0	22.50	2	0	0	1	0	0	2.0	7	5	5	3	0	1	1	1	0	0	.538
Romano, S	1	0	3.72	9	0	0	2	0	0	9.2	8	4	4	2	1	5	1	11	0	0	.235
Sims, L	0	0	3.65	7	2	0	0	0	0	12.1	10	5	5	1	0	6	0	13	0	0	.222
Stephenson, R	0	0	2.53	10	0	0	1	0	0	10.2	6	3	3	2	0	2	0	10	0	0	.162
REDS	12	15	3.92	27	27	0	27	0	8	243.2	178	114	106	34	12	86	6	255	5	1	.202

1st Half: 41-46 (.235 ba, 3.77 era)

Player	AVG	G	AB	R	H	TB	2B	3B	HR	RBI	BB	IBB	SO	SB	CS	OBP	SLG	OPS	SAC	SF	HBP	GIDP
Barnhart, T	.191	60	162	18	31	51	5	0	5	18	23	4	50	0	0	.290	.315	.605	1	1	0	2
Bowman, M	.000	14	0	0	0	0	0	0	0	0	0	0	0	0	0	.000	.000	.000	0	0	0	0
Casali, C	.237	58	139	15	33	52	7	0	4	20	19	1	42	0	0	.331	.374	.705	0	1	1	0
Castillo, L	.088	17	34	2	3	3	0	0	0	0	0	0	16	0	0	.088	.088	.176	3	0	0	1
DeSclafani, A	.115	16	26	0	3	3	0	0	0	0	0	0	11	0	0	.115	.115	.231	2	0	0	0
Dietrich, D	.221	81	195	36	43	106	5	2	18	40	22	2	54	1	1	.349	.544	.893	0	1	17	2
Duke, Z	.000	29	0	0	0	0	0	0	0	0	0	0	0	0	0	.000	.000	.000	0	0	0	0
Ervin, P	.286	26	49	6	14	23	2	2	1	6	5	0	20	0	0	.286	.469	.821	0	0	0	0
Farmer, K	.229	63	105	13	24	45	3	0	6	20	5	1	38	4	1	.274	.429	.703	0	1	2	1
Garrett, A	.000	38	0	0	0	0	0	0	0	0	0	0	0	0	0	.000	.000	.000	0	0	0	0
Gennett, S	.100	6	20	0	2	2	0	0	0	0	0	0	6	0	0	.100	.100	.200	0	0	0	0
Gray, S	.160	16	25	1	4	6	0	1	0	0	1	0	11	0	0	.192	.240	.432	5	0	0	0
Herget, J	.000	1	0	0	0	0	0	0	0	0	0	0	0	0	0	.000	.000	.000	0	0	0	0
Hernandez, D	.000	37	0	0	0	0	0	0	0	0	0	0	0	0	0	.000	.000	.000	0	0	0	0
Hughes, J	.000	32	0	0	0	0	0	0	0	0	0	0	0	0	0	.000	.000	.000	0	0	0	0
Iglesias, J	.282	80	277	32	78	108	11	2	5	33	13	3	43	2	3	.315	.390	.705	0	1	1	8
Iglesias, R	.000	32	1	0	0	0	0	0	0	0	0	0	0	0	0	.000	.000	.000	0	0	0	0
Kemp, M	.200	20	60	4	12	17	2	0	1	5	1	0	19	0	0	.210	.283	.493	0	1	0	2
Lorenzen, M	.222	51	9	4	2	3	1	0	0	1	1	0	4	2	0	.300	.333	.633	0	0	0	1
Mahle, T	.040	17	25	2	1	2	1	0	0	0	1	0	15	0	0	.077	.080	.157	3	0	0	0
Peralta, W	.000	27	0	0	0	0	0	0	0	0	0	0	0	0	0	.000	.000	.000	0	0	0	0
Peraza, J	.222	81	225	23	50	75	8	1	5	20	11	0	36	5	4	.275	.333	.608	0	2	6	5
Puig, Y	.257	82	304	40	78	150	10	1	20	51	18	1	74	13	3	.304	.493	.797	0	3	4	6
Reed, C	.000	3	1	0	0	0	0	0	0	0	0	0	0	0	0	.000	.000	.000	0	0	0	0
Roark, T	.154	15	26	1	4	7	0	0	1	2	0	0	9	0	0	.154	.269	.423	1	0	0	0
Schebler, S	.123	30	81	11	10	18	2	0	2	7	14	0	27	0	1	.253	.222	.475	0	0	0	3
Senzel, N	.263	55	213	33	56	97	13	2	8	27	20	0	54	8	3	.325	.455	.780	0	1	0	4
Sims, L	.000	1	3	0	0	0	0	0	0	0	0	0	2	0	0	.000	.000	.000	0	0	0	0
Stephenson, R	.000	25	1	0	0	0	0	0	0	0	0	0	1	0	0	.000	.000	.000	0	0	0	0
Suárez, E	.248	87	322	42	80	156	16	0	20	54	35	1	98	1	2	.326	.484	.810	0	4	4	9
VanMeter, J	.222	30	45	3	10	13	3	0	0	4	6	0	15	1	1	.340	.289	.629	0	0	2	2
Votto, J	.268	81	299	44	80	123	17	1	8	22	41	2	72	2	0	.360	.411	.772	0	1	3	6
Winker, J	.250	80	252	38	63	116	12	1	13	26	24	2	46	0	1	.327	.460	.788	0	0	5	9
Reds	.235	87	2899	368	681	1176	118	13	117	356	260	17	764	39	22	.306	.406	.712	15	17	45	61
Opponents	.233	87	2888	341	673	1136	136	9	103	332	291	23	839	44	11	.308	.393	.702	16	18	31	65

Player	W	L	ERA	G	GS	CG	SHO	GF	SV	IP	H	R	ER	HR	HB	BB	IBB	SO	WP	BK	AVG
Bowman, M	1	0	3.63	15	0	0	0	8	0	17.1	14	7	7	2	0	9	2	14	0	0	.219
Castillo, L	8	3	2.29	18	18	0	0	0	0	106.0	62	31	27	9	7	53	0	124	4	3	.169
DeSclafani, A	5	4	4.26	17	17	0	0	0	0	86.2	91	42	41	17	2	26	4	90	2	0	.267
Duke, Z	3	1	5.01	30	0	0	0	4	0	23.1	21	13	13	4	2	18	1	18	0	0	.250
Garrett, A	3	1	1.70	42	0	0	0	2	0	37.0	25	7	7	3	2	20	1	54	2	1	.191
Gray, S	5	5	3.59	17	17	0	0	0	0	90.1	74	38	36	9	1	33	1	103	6	0	.224
Herget, J	0	0	40.50	1	0	0	0	0	0	0.2	5	3	3	2	0	0	0	0	0	0	.714
Hernandez, D	2	4	5.92	40	0	0	0	6	1	38.0	40	25	25	2	1	13	3	48	0	0	.274
Hughes, J	2	2	3.19	35	0	0	0	8	0	36.2	24	14	13	5	1	11	0	25	0	0	.194
Iglesias, R	2	7	4.06	36	0	0	0	28	16	37.2	35	17	17	6	1	17	4	47	2	0	.241
Lorenzen, M	0	2	3.74	40	0	0	0	10	5	45.2	46	21	19	7	0	12	1	45	1	0	.257
Mahle, T	2	9	4.47	17	17	0	0	0	0	92.2	90	48	46	18	4	25	0	99	0	1	.251
Peralta, W	0	1	5.96	28	0	0	0	10	0	22.2	22	15	15	5	1	8	1	20	0	0	.262
Reed, C	0	0	1.42	3	0	0	0	1	0	6.1	6	1	1	0	0	1	1	7	1	0	.250
Roark, T	5	6	3.51	17	17	0	0	0	0	92.1	89	39	36	10	8	30	1	92	0	0	.249
Sims, L	1	0	4.91	1	1	0	0	0	0	7.1	6	4	4	1	1	1	0	9	0	0	.231
Stephenson, R	2	1	3.90	27	0	0	0	10	0	32.1	23	16	14	3	0	14	3	44	2	0	.190
Reds	41	46	3.77	384	87	0	0	87	22	773.0	673	341	324	103	31	291	23	839	20	5	.233

2nd Half: 34-41 (.254 ba, 4.66 era)

Player	AVG	G	AB	R	H	TB	2B	3B	HR	RBI	BB	IBB	SO	SB	CS	OBP	SLG	OPS	SAC	SF	HBP	GIDP
Alaniz, R	1.000	8	1	0	1	1	0	0	0	1	0	0	0	0	0	1.000	1.000	2.000	0	0	0	0
Aquino, A	.259	56	205	31	53	118	8	0	19	47	16	2	60	7	0	.316	.576	.891	0	2	2	5
Barnhart, T	.273	54	154	14	42	69	9	0	6	22	21	3	33	1	0	.367	.448	.815	0	0	2	3
Bauer, T	.143	9	14	1	2	2	0	0	0	0	2	0	9	0	0	.250	.143	.393	0	0	0	0
Blandino, A	.250	23	36	6	9	13	1	0	1	3	10	0	14	0	0	.420	.361	.781	0	2	2	1
Bowman, M	.000	11	1	0	0	0	0	0	0	0	0	0	0	0	0	.000	.000	.000	0	0	0	0
Casali, C	.279	26	68	9	19	33	2	0	4	12	6	0	17	0	0	.329	.485	.814	0	2	0	1
Castillo, L	.107	14	28	1	3	4	1	0	0	0	0	0	16	0	0	.107	.143	.250	1	0	0	0
Colón, C	.500	8	6	1	3	3	0	0	0	1	0	0	0	0	0	.625	.500	1.125	0	0	2	0
DeSclafani, A	.103	14	29	0	3	3	0	0	0	1	0	0	17	0	0	.103	.103	.207	0	0	0	0
Dietrich, D	.071	32	56	5	4	10	3	0	1	3	6	0	20	0	0	.257	.179	.436	0	0	8	0
Ervin, P	.267	68	187	24	50	87	9	5	6	17	13	0	43	4	1	.325	.465	.790	0	2	4	4
Farmer, K	.231	34	78	9	18	30	3	0	3	7	5	0	21	0	0	.286	.385	.670	0	0	1	0
Galvis, F	.234	32	107	12	25	44	4	0	5	16	7	0	33	0	1	.284	.411	.696	0	1	1	3
Garrett, A	.000	26	0	0	0	0	0	0	0	0	0	0	0	0	0	.000	.000	.000	0	0	0	0
Gausman, K	.000	14	0	0	0	0	0	0	0	0	0	0	0	0	0	.000	.000	.000	0	0	0	0
Gennett, S	.265	15	49	4	13	16	3	0	0	5	1	0	14	0	0	.288	.327	.615	0	1	1	0
Graterol, J	.222	6	18	1	4	4	0	0	0	1	0	0	4	0	0	.222	.222	.444	0	0	0	0
Gray, S	.143	16	21	2	3	3	0	0	0	3	1	0	8	0	0	.182	.143	.325	7	0	0	0
Herget, J	.000	4	0	0	0	0	0	0	0	0	0	0	0	0	0	.000	.000	.000	0	0	0	0
Hernandez, D	.000	7	0	0	0	0	0	0	0	0	0	0	0	0	0	.000	.000	.000	0	0	0	0
Hughes, J	.000	12	2	0	0	0	0	0	0	0	0	0	1	0	0	.000	.000	.000	0	0	0	0
Iglesias, J	.295	66	227	30	67	97	10	1	6	26	7	0	27	4	3	.321	.427	.748	1	1	2	9
Iglesias, R	.000	32	1	0	0	0	0	0	0	0	0	0	1	0	0	.000	.000	.000	0	0	0	0
Kuhnel, J	.000	11	1	0	0	0	0	0	0	0	0	0	0	0	0	.000	.000	.000	0	0	0	0
Lavarney, R	.278	5	18	4	5	13	2	0	2	7	1	0	5	0	0	.316	.722	1.038	0	0	0	0
Lorenzen, M	.205	49	39	2	8	12	1	0	1	5	4	0	13	3	2	.279	.308	.587	0	0	0	0
Mahle, T	.222	7	9	2	2	2	0	0	0	0	0	0	4	0	0	.222	.222	.444	3	0	0	0
Mella, K	.000	2	1	0	0	0	0	0	0	0	0	0	1	0	0	.000	.000	.000	0	0	0	0
O'Grady, B	.190	28	42	4	8	18	2	1	2	3	4	0	17	0	0	.292	.429	.720	0	0	2	0
Peralta, W	.000	11	0	0	0	0	0	0	0	0	0	0	0	0	0	.000	.000	.000	0	0	0	0
Peraza, J	.265	60	151	14	40	55	10	1	1	13	6	0	22	2	2	.302	.364	.666	0	0	2	4
Puig, Y	.232	18	69	11	16	27	5	0	2	10	5	0	15	1	2	.293	.391	.685	0	0	1	3
Roark, T	.143	4	7	1	1	2	1	0	0	0	0	0	4	0	0	.143	.286	.429	0	0	0	0
Romano, S	.000	11	2	0	0	0	0	0	0	0	0	0	1	0	0	.000	.000	.000	0	0	0	0
Senzel, N	.247	49	162	22	40	63	7	2	4	15	10	0	47	6	2	.303	.389	.692	0	0	3	2
Sims, L	.200	22	5	0	1	1	0	0	0	0	0	0	3	0	0	.200	.200	.400	0	0	0	0
Stephenson, R	.000	29	0	0	0	0	0	0	0	0	0	0	0	0	0	.000	.000	.000	0	0	0	0
Suárez, E	.300	72	253	45	76	173	6	2	29	49	35	3	91	2	0	.397	.684	1.081	0	2	7	3
VanMeter, J	.240	65	183	30	44	80	10	1	8	19	23	0	41	8	2	.324	.437	.761	0	1	0	3
Votto, J	.252	61	226	35	57	93	15	0	7	25	35	0	51	3	0	.352	.412	.764	0	2	1	8
Winker, J	.326	33	86	13	28	44	5	1	3	12	14	0	14	0	1	.437	.512	.949	0	0	3	1
Wood, A	.222	7	9	0	2	2	0	0	0	0	0	0	5	0	0	.222	.222	.444	3	0	0	0
Reds	.254	75	2551	333	647	1122	117	14	110	323	232	8	672	41	16	.325	.440	.764	15	16	44	50
Opponents	.238	75	2507	370	597	1074	124	10	111	351	245	8	713	44	15	.311	.428	.740	20	13	27	40

Player	W	L	ERA	G	GS	CGSHO	GF	SV	IP	H	R	ER	HR	HB	BB	IBB	SO	WP	BK	AVG	
Alaniz, R	1	0	5.40	8	0	0	3	0	11.2	8	7	7	0	0	4	0	7	0	1	.195	
Bauer, T	2	5	6.39	10	10	0	0	0	56.1	57	42	40	12	5	19	0	68	2	0	.261	
Bowman, M	1	0	3.68	12	0	0	2	0	14.2	13	8	6	0	0	4	1	11	0	0	.224	
Castillo, L	7	5	4.78	14	14	0	0	0	84.2	77	45	45	13	0	26	0	102	1	0	.239	
DeSclafani, A	4	5	3.49	14	14	0	0	0	80.0	60	35	31	12	2	23	1	77	0	1	.204	
Farmer, K	0	0	0.00	1	0	0	0	1	1.1	1	0	0	0	0	0	0	0	0	0	.200	
Garrett, A	2	2	6.16	27	0	0	2	0	19.0	19	15	13	4	2	15	0	24	3	0	.250	
Gausman, K	0	2	4.03	15	1	0	0	6	22.1	21	11	10	3	1	5	1	29	0	0	.250	
Gray, S	6	3	2.12	14	14	0	0	0	85.0	48	21	20	8	6	35	0	102	1	1	.165	
Herget, J	0	0	0.00	4	0	0	0	4	5.2	3	0	0	0	0	3	0	0	0	0	.188	
Hernandez, D	0	1	25.07	7	0	0	0	2	4.2	13	14	13	5	0	7	0	5	1	0	.481	
Hughes, J	1	2	6.94	12	0	0	0	4	11.2	17	13	9	1	1	8	0	9	0	0	.340	
Iglesias, R	1	5	4.30	32	0	0	0	27	18	29.1	26	14	14	6	1	4	42	1	0	.239	
Kuhnel, J	1	0	4.66	11	0	0	0	2	9.2	8	5	5	1	0	5	0	9	0	0	.216	
Lorenzen, M	1	2	1.91	33	0	0	6	2	37.2	22	8	8	2	2	16	0	40	1	0	.172	
Mahle, T	1	3	6.81	8	8	0	0	0	30.0	46	34	28	7	2	9	0	30	2	0	.299	
Mella, K	0	0	7.36	2	0	0	0	1	3.2	5	3	3	0	0	2	1	4	0	0	.313	
Peralta, W	1	0	6.35	11	0	0	0	1	11.1	14	8	8	5	1	7	2	7	0	0	.298	
Peraza, J	0	0	0.00	2	0	0	0	2	1.1	1	0	0	0	0	0	0	0	0	0	.250	
Roark, T	1	1	8.00	4	4	0	0	0	18.0	30	16	16	4	1	8	0	16	0	0	.380	
Romano, S	1	0	7.71	12	0	0	0	4	2	16.1	22	14	14	4	1	8	1	16	1	0	.328
Sims, L	1	1	4.54	23	3	0	0	2	35.2	25	18	18	7	1	18	0	48	1	0	.195	
Stephenson, R	1	1	3.62	30	0	0	6	0	32.1	20	14	13	6	0	10	1	37	1	0	.174	
Wood, A	1	3	5.80	7	7	0	0	0	35.2	41	25	23	11	1	9	0	30	0	0	.291	
Reds	34	41	4.66	313	75	0	0	75	24	665.0	597	370	344	111	27	245	8	713	15	3	.238

Reds vs Lefthanders

BATTER	AVG	G	AB	R	H	2B	3B	HR	RBI	SH	SF	HP	BB	SO	SB	CS	GI	DP
Aquino,A	.265	24	49	5	13	3	0	4	10	0	0	1	4	17	1	0	2	
Barnhart,T	.133	39	45	4	6	1	0	0	3	0	0	0	6	14	1	0	0	
Blandino,A	.269	15	26	4	7	1	0	0	1	0	1	0	7	8	0	0	1	
Casali,C	.241	46	83	8	20	1	0	4	12	0	2	0	13	22	0	0	0	
Colon,C	.500	4	2	1	1	0	0	0	0	0	0	2	0	0	0	0	0	
Dietrich,D	.160	21	25	0	4	1	0	0	1	0	0	2	0	9	0	0	0	
Ervin,P	.349	54	86	13	30	4	4	4	13	0	0	1	8	19	1	1	0	
Farmer,K	.274	42	62	7	17	4	0	3	12	0	0	1	5	16	4	0	1	
Galvis,F	.300	11	20	1	6	1	0	1	2	0	0	0	0	5	0	0	1	
SEAS TOTAL	.283	82	180	16	51	13	0	4	19	0	0	0	3	38	2	0	7	
Gennett,S	.154	8	13	0	2	0	0	0	1	0	1	0	0	2	0	0	0	
SEAS TOTAL	.172	19	29	2	5	0	0	1	2	0	1	0	0	8	0	0	0	
Graterol,J	.500	2	2	0	1	0	0	0	0	0	0	0	0	0	0	0	0	
Iglesias,J	.270	65	122	16	33	2	1	3	13	0	0	1	6	14	0	2	5	
Kemp,M	.286	7	14	2	4	1	0	1	3	0	0	0	1	4	0	0	0	
Lavarnway,R	.000	3	3	0	0	0	0	0	0	0	0	0	0	3	0	0	0	
O'Grady,B	.400	4	5	0	2	1	0	0	0	0	0	0	0	2	0	0	0	
Peraza,J	.287	65	108	17	31	8	1	1	6	0	0	0	8	13	3	4	1	
Puig,Y	.263	43	80	10	21	2	0	5	14	0	1	1	6	14	2	0	2	
SEAS TOTAL	.279	74	136	17	38	6	0	5	23	0	1	3	14	30	3	1	4	
Schebler,S	.154	10	13	2	2	0	0	1	2	0	0	0	0	2	0	0	1	
Senzel,N	.316	44	95	16	30	5	3	3	16	0	1	1	8	15	6	4	0	
Suarez,E	.276	77	123	24	34	4	0	11	24	0	2	1	30	49	2	1	1	
VanMeter,J	.125	21	24	3	3	2	0	0	1	0	0	1	3	8	2	0	0	
Votto,J	.243	87	152	16	37	7	0	1	10	0	0	2	22	44	2	0	3	
Winker,J	.163	34	43	4	7	0	0	0	2	0	0	1	6	6	0	0	1	
Pitchers	.110		82	2	9	1	0	0	3	5	0	0	2	44	1	1	1	
TOTALS	.251		1277	155	320	49	9	42	149	5	8	15	135	330	25	13	20	

PITCHER	AVG	AB	H	HR	HB	BB	SO
Alaniz,R	.200	20	4	0	0	2	4
Bauer,T	.257	109	28	5	3	14	29
Bowman,M	.283	53	15	0	0	7	11
Castillo,L	.209	358	75	13	6	45	123
DeSclafani,A	.246	317	78	17	2	39	81
Duke,Z	.250	52	13	3	1	11	14
Farmer,K	.250	4	1	0	0	0	0
Garrett,A	.202	94	19	2	3	17	42
Gausman,K	.238	42	10	2	0	3	15
Gray,S	.196	281	55	8	4	34	94
Herget,J	.364	11	4	2	0	1	0
Hernandez,D	.351	74	26	5	1	6	28
Hughes,J	.220	59	13	1	0	6	9
Iglesias,R	.241	108	26	7	0	9	33
Kuhnel,J	.267	15	4	1	0	2	4
Lorenzen,M	.195	128	25	4	2	13	39
Mahle,T	.282	234	66	15	2	21	53
Mella,K	.400	10	4	0	0	0	1
Peralta,W	.266	64	17	5	2	6	14
Peraza,J	1.000	1	1	0	0	0	0
Reed,C	.231	13	3	0	0	0	6
Roark,T	.320	206	66	10	8	24	43
Romano,S	.387	31	12	2	1	3	10
Sims,L	.172	64	11	3	1	12	20
Stephenson,R	.214	98	21	4	0	17	31
Wood,A	.296	27	8	2	0	1	7
TOTALS	.245	2473	605	111	36	293	711



Reds vs Righthanders

BATTER	AVG	G	AB	R	H	2B	3B	HR	RBI	SH	SF	HP	BB	SO	SB	CS	GI	DP
Aquino,A	.256	54	156	26	40	5	0	15	37	0	2	1	12	43	6	0	3	
Barnhart,T	.247	105	271	28	67	13	0	11	37	1	1	2	38	69	0	0	5	
Blandino,A	.200	13	10	2	2	0	0	1	2	0	1	2	3	6	0	0	0	
Casali,C	.258	68	124	16	32	8	0	4	20	0	1	1	12	37	0	0	1	
Colon,C	.500	4	4	0	2	0	0	0	1	0	0	0	0	0	0	0	0	
Dietrich,D	.190	111	226	41	43	7	2	19	42	0	1	23	28	65	1	1	2	
Ervin,P	.227	73	156	17	34	7	3	3	10	0	2	3	10	44	3	2	4	
Farmer,K	.207	73	121	15	25	2	0	6	15	0	1	2	5	43	0	1	0	
Galvis,F	.218	31	87	11	19	3	0	4	14	0	1	1	7	28	0	1	2	
SEAS TOTAL	.249	132	377	51	94	15	1	19	51	1	2	1	25	107	2	2	7	
Gennett,S	.232	21	56	4	13	3	0	0	4	0	0	1	1	18	0	0	0	
SEAS TOTAL	.240	39	104	13	25	7	0	1	9	0	1	2	2	33	0	0	1	
Graterol,J	.188	5	16	1	3	0	0	0	1	0	0	0	0	4	0	0	0	
Iglesias,J	.293	140	382	46	112	19	2	8	46	1	2	2	14	56	6	4	12	
Kemp,M	.174	17	46	2	8	1	0	0	2	0	1	0	0	15	0	0	2	
Lavarnway,R	.333	5	15	4	5	2	0	2	7	0	0	0	1	2	0	0	0	
O'Grady,B	.162	27	37	4	6	1	1	2	3	0	0	2	4	15	0	0	0	
Peraza,J	.220	126	268	20	59	10	1	5	27	0	2	8	9	45	4	2	8	
Puig,Y	.249	98	293	41	73	13	1	17	47	0	2	4	17	75	12	5	7	
SEAS TOTAL	.263	144	419	59	110	24	2	19	61	0	3	5	30	103	16	6	9	
Schebler,S	.118	30	68	9	8	2	0	1	5	0	0	0	14	25	0	1	2	
Senzel,N	.236	100	280	39	66	15	1	9	26	0	0	2	22	86	8	1	6	
Suarez,E	.270	153	452	63	122	18	2	38	79	0	4	10	40	140	1	1	11	
VanMeter,J	.250	92	204	30	51	11	1	8	22	0	1	1	26	48	7	3	5	
Votto,J	.268	135	373	63	100	25	1	14	37	0	3	2	54	79	3	0	11	
Winker,J	.285	109	295	47	84	17	2	16	36	0	0	7	32	54	0	2	9	
Pitchers	.142		239	17	34	4	1	2	10	23	0	0	8	109	4	1	1	
TOTALS	.242		4173	546	1008	186	18	185	530	25	25	74	357	1106	55	25	91	

PITCHER	AVG	AB	H	HR	HB	BB	SO
Alaniz,R	.190	21	4	0	0	2	3
Bauer,T	.266	109	29	7	2	5	39
Bowman,M	.174	69	12	2	0	6	14
Castillo,L	.194	330	64	9	1	34	103
DeSclafani,A	.230	318	73	12	2	10	86
Duke,Z	.250	32	8	1	1	7	4
Farmer,K	.000	1	0	0	0	0	0
Garrett,A	.221	113	25	5	1	18	36
Gausman,K	.262	42	11	1	1	2	14
Gray,S	.196	341	67	9	3	34	111
Herget,J	.333	12	4	0	0	2	0
Hernandez,D	.273	99	27	2	0	14	25
Hughes,J	.243	115	28	5	2	13	25
Iglesias,R	.240	146	35	5	2	12	56
Kuhnel,J	.182	22	4	0	0	3	5
Lorenzen,M	.240	179	43	5	0	15	46
Mahle,T	.252	278	70	10	4	13	76
Mella,K	.167	6	1	0	0	2	3
Peralta,W	.284	67	19	5	0	9	13
Peraza,J	.000	3	0	0	0	0	0
Reed,C	.273	11	3	0	0	1	1
Roark,T	.230	230	53	4	1	14	65
Romano,S	.278	36	10	2	0	5	6
Sims,L	.222	90	20	5	1	7	37
Stephenson,R	.159	138	22	5	0	7	50
Wood,A	.289	114	33	9	1	8	23
TOTALS	.228	2922	665	103	22	243	841



Reds at Home

Includes 2 games in Mexico

BATTER	AVG	G	AB	R	H	2B	3B	HR	RBI	SH	SF	HP	BB	SO	SB	CS	GI DP	E
Bquino,A	.284	26	95	16	27	4	0	11	27	0	1	1	7	26	4	0	1	1
Barnhart,T	.265	58	162	19	43	8	0	5	17	0	0	2	23	43	1	0	0	1
Blandino,A	.333	12	15	4	5	1	0	0	1	0	1	2	6	6	0	0	1	0
Casali,C	.231	41	91	9	21	4	0	2	8	0	1	0	10	32	0	0	0	2
Colon,C	.500	5	4	0	2	0	0	0	1	0	0	1	0	0	0	0	0	0
Dietrich,D	.224	54	116	17	26	4	1	12	27	0	0	8	8	36	1	1	0	0
Ervin,P	.246	49	126	14	31	6	2	3	7	0	0	1	10	33	0	1	2	1
Farmer,K	.258	47	89	12	23	3	0	6	14	0	1	2	6	31	3	1	0	1
Galvis,F	.227	14	44	4	10	1	0	2	5	0	1	0	2	14	0	0	1	1
SEAS TOTAL	.237	68	245	24	58	11	1	9	24	0	2	0	9	76	1	0	3	5
Gennett,S	.180	15	50	2	9	1	0	0	1	0	0	1	16	0	0	0	0	0
SEAS TOTAL	.205	25	73	6	15	3	0	1	4	0	1	1	1	24	0	0	1	0
Graterol,J	.143	2	7	0	1	0	0	0	1	0	0	0	1	0	0	0	0	0
Iglesias,J	.251	73	243	32	61	10	2	9	31	1	2	2	9	33	3	2	7	6
Kemp,M	.185	9	27	2	5	0	0	1	3	0	0	0	0	9	0	0	1	0
Lavarway,R	.273	3	11	3	3	1	0	2	6	0	0	0	1	2	0	0	0	0
O'Grady,B	.182	15	22	1	4	0	1	0	0	0	0	1	2	8	0	0	0	0
Peraza,J	.236	73	182	20	43	7	0	4	13	0	2	8	7	35	1	1	5	4
Puig,Y	.274	52	190	23	52	9	0	10	31	0	2	4	12	40	5	2	6	1
SEAS TOTAL	.295	74	271	31	80	15	0	10	42	0	2	5	22	58	9	2	7	2
Schebler,S	.100	14	40	3	4	0	0	1	4	0	0	0	6	14	0	0	1	1
Senzel,N	.250	55	188	28	47	8	0	7	23	0	1	1	15	51	9	1	3	2
Suarez,E	.293	78	270	38	79	9	0	24	56	0	2	6	32	93	1	1	8	8
VanMeter,J	.291	49	110	18	32	7	0	3	11	0	0	2	16	26	4	3	1	1
Votto,J	.265	71	253	43	67	17	0	4	18	0	0	2	46	65	3	0	8	6
Winker,J	.311	58	177	28	55	11	0	10	25	0	0	2	20	28	0	1	5	1
Pitchers	.136	81	154	15	21	4	1	2	9	16	0	0	6	74	0	0	0	5
TOTALS	.252	81	2666	351	671	115	7	118	339	17	14	45	245	716	35	14	50	42

PITCHER	ERA	W	L	G	GS	CG	SHO	SV	IP	AB	H	R	ER	HR	HB	BB	SO	WP	OPP AVG
Alaniz,R	6.00	0	0	3	0	0	0	0	3.0	8	1	2	2	0	0	2	2	0	.125
SEAS TOTAL	9.53	0	0	5	0	0	0	0	5.2	20	6	6	6	1	0	4	5	0	.300
Bauer,T	4.15	1	2	4	4	0	0	0	26.0	97	20	13	12	6	3	5	36	0	.206
SEAS TOTAL	4.66	4	7	16	16	0	0	0	100.1	375	81	56	52	22	13	38	128	3	.216
Bowman,M	4.50	2	0	17	0	0	0	0	18.0	72	20	11	9	1	0	6	18	0	.278
Castillo,L	3.15	8	7	20	20	0	0	0	125.2	445	85	46	44	12	4	40	138	1	.191
DeSclafani,A	3.50	6	4	15	15	0	0	0	82.1	313	71	36	32	15	2	28	86	1	.227
Duke,Z	4.40	1	1	16	0	0	0	0	14.1	51	12	7	7	3	0	11	9	0	.235
Farmer,K	0.00	0	0	1	0	0	0	0	1.1	5	1	0	0	0	0	0	0	0	.200
Garrett,A	2.73	3	2	34	0	0	0	0	29.2	109	22	10	9	5	3	17	40	1	.202
Gausman,K	2.70	0	1	7	0	0	0	0	10.0	36	7	3	3	1	0	3	15	0	.194
SEAS TOTAL	5.17	2	4	16	9	0	0	0	55.2	209	53	34	32	6	0	18	64	0	.254
Gray,S	3.05	8	3	16	16	0	0	0	85.2	309	65	30	29	9	3	26	104	2	.210
Herget,J	4.76	0	0	4	0	0	0	0	5.2	21	7	3	3	2	0	2	0	0	.333
Hernandez,D	11.94	0	2	20	0	0	0	1	17.1	74	26	23	23	4	1	10	22	1	.351
Hughes,J	7.08	1	2	21	0	0	0	0	20.1	79	23	21	16	5	1	10	16	0	.291
SEAS TOTAL	5.23	2	3	33	0	0	0	0	32.2	119	29	24	19	8	1	14	28	0	.244
Iglesias,R	2.62	2	2	33	0	0	0	18	34.1	125	25	10	10	5	1	14	41	2	.200
Kuhnel,J	1.50	1	0	6	0	0	0	0	6.0	22	3	1	1	1	0	4	7	0	.136
Lorenzen,M	4.46	1	2	34	0	0	0	4	38.1	145	36	19	19	6	0	14	41	2	.248
Mahle,T	5.66	2	4	10	10	0	0	0	49.1	190	48	33	31	11	3	23	55	0	.253
Mella,K	7.36	0	0	2	0	0	0	0	3.2	16	5	3	3	0	0	2	4	0	.313
Peralta,W	8.20	0	0	19	0	0	0	0	18.2	75	23	17	17	8	0	9	13	0	.307
SEAS TOTAL	7.54	0	0	24	0	0	0	0	22.2	89	26	19	19	9	0	10	17	0	.292
Peraza,J	0.00	0	0	2	0	0	0	0	1.1	4	1	0	0	0	0	0	0	0	.250
Reed,C	1.42	0	0	3	0	0	0	0	6.1	24	6	1	1	0	0	1	7	1	.250
Roark,T	4.40	1	6	11	11	0	0	0	59.1	237	63	32	29	7	4	21	59	0	.266
SEAS TOTAL	4.25	4	7	17	0	0	0	0	91.0	361	98	46	43	14	6	30	90	2	.271
Romano,S	5.00	0	0	6	0	0	0	1	9.0	38	12	5	5	3	1	4	10	0	.316
Sims,L	3.12	2	0	14	2	0	0	0	26.0	92	18	9	9	3	2	9	34	1	.196
Stephenson,R	5.40	2	1	26	0	0	0	0	31.2	115	22	21	19	5	0	18	43	3	.191
Wood,A	7.82	0	1	3	3	0	0	0	12.2	59	23	12	11	4	0	3	12	0	.390
TOTALS	4.21	41	40	81	81	0	5	24	736.0	2761	645	368	344	116	28	282	812	15	.234

Reds On The Road

BATTER	AVG	G	AB	R	H	2B	3B	HR	RBI	SH	SF	HP	BB	SO	SB	CS	GI	
																	DP	E
Aquino,A	.236	30	110	15	26	4	0	8	20	0	1	1	9	34	3	0	4	1
Barnhart,T	.195	56	154	13	30	6	0	6	23	1	1	0	21	40	0	0	5	1
Blandino,A	.190	11	21	2	4	0	0	1	2	0	1	0	4	8	0	0	0	1
Casali,C	.267	43	116	15	31	5	0	6	24	0	2	1	15	27	0	0	1	1
Colon,C	.500	3	2	1	1	0	0	0	0	0	0	1	0	0	0	0	0	0
Dietrich,D	.156	59	135	24	21	4	1	7	16	0	1	17	20	38	0	0	2	3
Ervin,P	.300	45	110	16	33	5	5	4	16	0	2	3	8	30	4	2	2	1
Farmer,K	.202	50	94	10	19	3	0	3	13	0	0	1	4	28	1	0	1	2
Galvis,F	.238	18	63	8	15	3	0	3	11	0	0	1	5	19	0	1	2	0
SEAS TOTAL	.279	79	312	43	87	17	0	14	46	1	0	1	19	69	3	2	11	2
Gennett,S	.316	6	19	2	6	2	0	0	4	0	1	1	0	4	0	0	0	0
SEAS TOTAL	.250	17	60	9	15	4	0	1	7	0	1	1	1	17	0	0	0	1
Graterol,J	.273	4	11	1	3	0	0	0	0	0	0	0	0	3	0	0	0	0
Iglesias,J	.322	73	261	30	84	11	1	2	28	0	0	1	11	37	3	4	10	3
Kemp,M	.212	11	33	2	7	2	0	0	2	0	1	0	1	10	0	0	1	0
Lavarnway,R	.286	2	7	1	2	1	0	0	1	0	0	0	0	3	0	0	0	1
O'Grady,B	.200	13	20	3	4	2	0	2	3	0	0	1	2	9	0	0	0	0
Peraza,Z	.242	68	194	17	47	11	2	2	20	0	0	0	10	23	6	5	4	5
Puig,Y	.230	48	183	28	42	6	1	12	30	0	1	1	11	49	9	3	3	2
SEAS TOTAL	.239	75	284	45	68	15	2	14	42	0	2	3	22	75	10	5	6	4
Schebler,S	.146	16	41	8	6	2	0	1	3	0	0	0	8	13	0	1	2	0
Senzel,N	.262	49	187	27	49	12	4	5	19	0	0	2	15	50	5	4	3	2
Suarez,E	.252	81	305	49	77	13	2	25	47	0	4	5	38	96	2	1	4	9
VanMeter,J	.186	46	118	15	22	6	1	5	12	0	1	0	13	30	5	0	4	3
Votto,J	.257	71	272	36	70	15	1	11	29	0	3	2	30	58	2	0	6	1
Winker,J	.224	55	161	23	36	6	2	6	13	0	0	6	18	32	0	1	5	2
Pitchers	.132	81	167	4	22	1	0	0	4	12	0	0	4	79	5	2	2	11
TOTALS	.236	81	2784	350	657	120	20	109	340	13	19	44	247	720	45	24	61	49

PITCHER	ERA	W	L	G	GS	CG	SHO	SV	IP	AB	H	R	ER	HR	HB	BB	SO	WP	OPP
																			AVG
Alaniz,R	5.19	1	0	5	0	0	0	0	8.2	33	7	5	5	0	0	2	5	0	.212
SEAS TOTAL	9.00	1	0	7	0	0	0	0	10.0	43	13	11	10	2	0	3	8	0	.302
Bauer,T	8.31	1	3	6	6	0	0	0	30.1	121	37	29	28	6	2	14	32	2	.306
SEAS TOTAL	4.31	7	6	18	18	1	1	0	112.2	425	103	62	54	12	6	44	125	7	.242
Bowman,M	2.57	0	0	10	0	0	0	0	14.0	50	7	4	4	1	0	7	7	0	.140
Castillo,L	3.88	7	1	12	12	0	0	0	65.0	243	54	30	28	10	3	39	88	4	.222
DeSclafani,A	4.27	3	5	16	16	0	0	0	84.1	322	80	41	40	14	2	21	81	1	.248
Duke,Z	6.00	2	0	14	0	0	0	0	9.0	33	9	6	6	1	2	7	9	0	.273
Garrett,A	3.76	2	1	35	0	0	0	0	26.1	98	22	12	11	2	1	18	38	4	.224
Gausman,K	5.11	0	1	8	1	0	0	0	12.1	48	14	8	7	2	1	2	14	0	.292
SEAS TOTAL	6.36	1	5	15	8	0	0	0	46.2	192	60	37	33	9	5	14	50	2	.313
Gray,S	2.71	3	5	15	15	0	0	0	89.2	313	57	29	27	8	4	42	101	5	.182
Herget,J	0.00	0	0	1	0	0	0	0	0.2	2	1	0	0	0	0	1	0	0	.500
Hernandez,D	5.33	2	3	27	0	0	0	1	25.1	99	27	16	15	3	0	10	31	0	.273
Hughes,J	1.93	2	2	26	0	0	0	1	28.0	95	18	6	6	1	1	9	18	0	.189
SEAS TOTAL	3.03	3	2	39	0	0	0	1	38.2	136	28	13	13	5	1	13	26	1	.206
Iglesias,R	5.79	1	10	35	0	0	0	16	32.2	129	36	21	21	7	1	7	48	1	.279
Kuhnel,J	9.82	0	0	5	0	0	0	0	3.2	15	5	4	4	0	0	1	2	0	.333
Lorenzen,M	1.60	0	2	39	0	0	0	3	45.0	162	32	10	8	3	2	14	44	0	.198
Mahle,T	4.82	1	8	15	15	0	0	0	80.1	322	88	49	43	14	3	11	74	2	.273
Peralta,W	3.52	1	1	20	0	0	0	0	15.1	56	13	6	6	2	2	6	14	0	.232
SEAS TOTAL	3.18	1	1	23	0	0	0	0	17.0	62	14	6	6	2	2	6	15	0	.226
Roark,T	4.06	5	1	10	10	0	0	0	51.0	199	56	23	23	7	5	17	49	0	.281
SEAS TOTAL	4.48	6	3	14	14	0	0	0	74.1	294	82	38	37	14	7	21	68	1	.279
Romano,S	11.05	1	0	6	0	0	0	1	7.1	29	10	9	9	1	0	4	6	1	.345
Sims,L	6.88	0	1	10	2	0	0	0	17.0	62	13	13	13	5	0	10	23	0	.210
Stephenson,R	2.18	1	1	31	0	0	0	0	33.0	121	21	9	8	4	0	6	38	0	.174
Wood,A	4.70	1	2	4	4	0	0	0	23.0	82	18	13	12	7	1	6	18	0	.220
TOTALS	4.15	34	47	81	81	0	5	22	702.0	2634	625	343	324	98	30	254	740	20	.237

Reds During The Day

BATTER	AVG	G	AB	R	H	2B	3B	HR	RBI	SH	SF	HP	BB	SO	SB	CS	GI DP	E
Aquino,A	.259	17	58	9	15	0	0	4	9	0	1	1	6	13	3	0	0	2
Barnhart,T	.221	44	122	12	27	5	0	5	20	0	1	1	11	33	1	0	3	0
Blandino,A	.308	9	13	2	4	1	0	1	1	0	0	0	3	5	0	0	1	1
Casali,C	.271	38	85	8	23	3	0	2	11	0	2	1	10	22	0	0	1	0
Colon,C	1.000	3	2	0	2	0	0	1	0	0	1	0	0	0	0	0	0	0
Dietrich,D	.224	46	116	17	26	5	1	8	17	0	1	9	10	37	0	0	2	1
Ervin,P	.247	32	77	11	19	3	1	2	4	0	0	2	4	24	1	1	2	1
Farmer,K	.240	39	75	13	18	2	0	5	10	0	0	1	3	27	2	0	0	1
Galvis,F	.267	10	30	4	8	2	0	1	3	0	0	0	3	3	0	0	1	1
SEAS TOTAL	.243	57	206	24	50	12	1	9	22	0	0	12	47	2	0	0	5	2
Gennett,S	.280	8	25	2	7	2	0	0	3	0	0	1	0	5	0	0	0	0
SEAS TOTAL	.244	15	45	5	11	4	0	1	6	0	0	2	0	15	0	0	0	0
Graterol,J	.167	2	6	0	1	0	0	0	0	0	0	0	0	3	0	0	0	0
Iglesias,J	.294	57	194	18	57	10	1	2	20	1	0	1	5	28	0	3	7	4
Kemp,M	.208	8	24	2	5	1	0	0	1	0	1	0	0	7	0	0	2	0
Lavarney,R	.000	2	6	0	0	0	0	0	0	0	0	0	0	2	0	0	0	0
O'Grady,B	.154	8	13	1	2	0	0	1	1	0	0	2	0	6	0	0	0	0
Peraza,J	.225	55	142	15	32	5	0	3	11	0	2	6	6	24	1	1	2	1
Puig,Y	.228	42	149	17	34	6	0	8	21	0	0	2	11	40	6	2	3	0
SEAS TOTAL	.229	54	192	21	44	9	0	8	24	0	0	3	18	52	7	3	5	0
Schebler,S	.114	12	35	3	4	1	0	1	3	0	0	0	1	13	0	0	1	1
Senzel,N	.261	42	142	20	37	10	0	4	13	0	0	2	12	44	4	3	5	1
Suarez,E	.295	61	220	32	65	7	0	20	42	0	4	5	16	62	2	2	7	11
VanMeter,J	.236	37	89	12	21	7	0	3	10	0	0	1	17	29	4	0	1	1
Votto,J	.259	55	193	22	50	10	0	3	15	0	2	1	22	52	0	0	4	4
Winker,J	.264	47	144	20	38	7	0	5	16	0	0	5	16	25	0	1	6	2
Pitchers	.107	62	112	5	12	3	1	1	5	11	0	0	3	53	3	0	0	8
TOTALS	.245	62	2072	245	507	90	4	79	237	12	14	42	159	557	27	13	48	40

PITCHER	ERA	W	L	G	GS	CG	SHO	SV	IP	AB	H	R	ER	HR	HB	BB	SO	WP	AVG	OPP
Alaniz,R	3.86	0	0	2	0	0	0	0	4.2	17	3	2	2	0	0	0	1	0	.176	
SEAS TOTAL	4.76	0	0	3	0	0	0	0	5.2	22	5	4	3	1	0	1	3	0	.227	
Bauer,T	9.57	1	4	5	5	0	0	0	26.1	106	33	29	28	6	3	8	28	1	.311	
SEAS TOTAL	5.01	4	7	13	13	1	1	0	79.0	301	70	50	44	9	9	22	97	5	.233	
Bowman,M	3.14	2	0	13	0	0	0	0	14.1	55	13	5	5	1	0	8	10	0	.236	
Castillo,L	3.22	3	5	13	13	0	0	0	78.1	281	53	32	28	5	5	33	90	1	.189	
DeSclafani,A	4.52	3	5	14	14	0	0	0	75.2	294	72	42	38	15	3	23	81	1	.245	
Duke,Z	3.48	2	0	14	0	0	0	0	10.1	35	6	4	4	1	2	11	10	0	.171	
Garrett,A	3.27	0	1	26	0	0	0	0	22.0	84	18	9	8	4	0	12	26	3	.214	
Gausman,K	1.50	0	0	4	0	0	0	0	6.0	20	2	1	1	0	0	1	11	0	.100	
SEAS TOTAL	5.87	0	1	7	3	0	0	0	23.0	86	20	15	15	4	1	6	30	2	.233	
Gray,S	3.10	1	5	10	10	0	0	0	52.1	185	36	19	18	5	1	17	57	1	.195	
Herget,J	40.50	0	0	1	0	0	0	0	0.2	7	5	3	3	2	0	0	0	0	.714	
Hernandez,D	11.57	1	2	19	0	0	0	2	16.1	74	28	21	21	2	1	9	16	0	.378	
Hughes,J	5.82	0	1	18	0	0	0	0	17.0	62	16	11	11	4	0	5	15	0	.258	
SEAS TOTAL	4.50	0	2	27	0	0	0	0	26.0	93	20	13	13	6	0	6	24	0	.215	
Iglesias,R	3.27	1	2	20	0	0	0	10	22.0	82	19	8	8	4	0	9	28	1	.232	
Kuhnel,J	0.00	1	0	7	0	0	0	0	6.1	21	2	0	0	0	0	4	6	0	.095	
Lorenzen,M	4.83	0	4	28	0	0	0	1	31.2	122	31	19	17	7	0	9	32	2	.254	
Mahle,T	4.80	2	5	11	11	0	0	0	60.0	241	64	37	32	10	3	11	62	1	.266	
Peralta,W	5.28	0	1	16	0	0	0	0	15.1	56	14	9	9	5	2	5	10	0	.250	
SEAS TOTAL	4.67	0	1	20	0	0	0	0	17.1	63	15	9	9	5	2	5	11	0	.238	
Roark,T	3.66	2	3	6	6	0	0	0	32.0	123	30	13	13	4	1	11	33	0	.244	
SEAS TOTAL	4.40	3	5	9	9	0	0	0	45.0	178	47	22	22	10	2	16	45	1	.264	
Romano,S	34.71	0	0	3	0	0	0	0	2.1	14	8	9	9	2	0	3	2	1	.571	
Sims,L	7.36	1	1	7	1	0	0	0	11.0	43	10	9	9	4	0	5	15	1	.233	
Stephenson,R	2.00	2	0	23	0	0	0	0	27.0	95	14	8	6	1	0	9	41	1	.147	
Wood,A	5.59	0	1	2	2	0	0	0	9.2	43	15	7	6	3	0	2	10	0	.349	
TOTALS	4.59	22	40	62	62	0	4	13	541.1	2060	492	297	276	85	21	195	584	14	.239	

Reds At Night

BATTER	AVG	G	AB	R	H	2B	3B	HR	RBI	SH	SF	HP	BB	SO	SB	CS	GI DP	E
Aquino,A	.259	39	147	22	38	8	0	15	38	0	1	1	10	47	4	0	5	0
Barnhart,T	.237	70	194	20	46	9	0	6	20	1	0	1	33	50	0	0	2	2
Blandino,A	.217	14	23	4	5	0	0	0	2	0	2	2	7	9	0	0	0	0
Casali,C	.238	46	122	16	29	6	0	6	21	0	1	0	15	37	0	0	0	3
Colon,C	.250	5	4	1	1	0	0	0	0	0	0	1	0	0	0	0	0	0
Dietrich,D	.156	67	135	24	21	3	1	11	26	0	0	16	18	37	1	1	0	2
Ervin,P	.283	62	159	19	45	8	6	5	19	0	2	2	14	39	3	2	2	1
Farmer,K	.222	58	108	9	24	4	0	4	17	0	1	2	7	32	2	1	1	2
Galvis,F	.221	22	77	8	17	2	0	4	13	0	1	1	4	30	0	1	2	0
SEAS TOTAL	.271	90	351	43	95	16	0	14	48	1	2	1	16	98	2	2	9	5
Gennett,S	.182	13	44	2	8	1	0	0	2	0	1	0	1	15	0	0	0	0
SEAS TOTAL	.216	27	88	10	19	3	0	1	5	0	2	0	2	26	0	0	1	1
Graterol,J	.250	4	12	1	3	0	0	0	1	0	0	0	0	1	0	0	0	0
Iglesias,J	.284	89	310	44	88	11	2	9	39	0	2	2	15	42	6	3	10	5
Kemp,M	.194	12	36	2	7	1	0	1	4	0	0	0	1	12	0	0	0	0
Lavarway,R	.417	3	12	4	5	2	0	2	7	0	0	0	1	3	0	0	0	1
O'Grady,B	.207	20	29	3	6	2	1	1	2	0	0	0	4	11	0	0	0	0
Peraza,J	.248	86	234	22	58	13	2	3	22	0	0	2	11	34	6	5	7	8
Puig,Y	.268	58	224	34	60	9	1	14	40	0	3	3	12	49	8	3	6	3
SEAS TOTAL	.287	95	363	55	104	21	2	16	60	0	4	5	26	81	12	4	8	6
Schebler,S	.130	18	46	8	6	1	0	1	4	0	0	0	13	14	0	1	2	0
Senzel,N	.253	62	233	35	59	10	4	8	29	0	1	1	18	57	10	2	1	3
Suarez,E	.256	98	355	55	91	15	2	29	61	0	2	6	54	127	1	0	5	6
VanMeter,J	.237	58	139	21	33	6	1	5	13	0	1	1	12	27	5	3	4	3
Votto,J	.262	87	332	57	87	22	1	12	32	0	1	3	54	71	5	0	10	3
Winker,J	.273	66	194	31	53	10	2	11	22	0	0	3	22	35	0	1	4	1
Pitchers	.148	100	209	14	31	2	0	1	8	17	0	0	7	100	2	2	2	8
TOTALS	.243	100	3378	456	821	145	23	148	442	18	19	47	333	879	53	25	63	51

PITCHER	ERA	W	L	G	GS	CG	SHO	SV	IP	AB	H	R	ER	HR	HB	BB	SO	WP	OPP AVG
Alaniz,R	6.43	1	0	6	0	0	0	0	7.0	24	5	5	5	0	0	4	6	0	.208
SEAS TOTAL	11.70	1	0	9	0	0	0	0	10.0	41	14	13	13	2	0	6	10	0	.341
Bauer,T	3.60	1	1	5	5	0	0	0	30.0	112	24	13	12	6	2	11	40	1	.214
SEAS TOTAL	4.16	7	6	21	21	0	0	0	134.0	499	114	68	62	25	10	60	156	5	.228
Bowman,M	4.08	0	0	14	0	0	0	0	17.2	67	14	10	8	1	0	5	15	0	.209
Castillo,L	3.53	12	3	19	19	0	0	0	112.1	407	86	44	44	17	2	46	136	4	.211
DeSclafani,A	3.36	6	4	17	17	0	0	0	91.0	341	79	35	34	14	1	26	86	1	.232
Duke,Z	6.23	1	1	16	0	0	0	0	13.0	49	15	9	9	3	0	7	8	0	.306
Farmer,K	0.00	0	0	1	0	0	0	0	1.1	5	1	0	0	0	0	0	0	0	.200
Garrett,A	3.18	5	2	43	0	0	0	0	34.0	123	26	13	12	3	4	23	52	2	.211
Gausman,K	4.96	0	2	11	1	0	0	0	16.1	64	19	10	9	3	1	4	18	0	.297
SEAS TOTAL	5.67	3	8	24	14	0	0	0	79.1	315	93	56	50	11	4	26	84	0	.295
Gray,S	2.78	10	3	21	21	0	0	0	123.0	437	86	40	38	12	6	51	148	6	.197
Herget,J	0.00	0	0	4	0	0	0	0	5.2	16	3	0	0	0	0	3	0	0	.188
Hernandez,D	5.81	1	3	28	0	0	0	0	26.1	99	25	18	17	5	0	11	37	1	.253
Hughes,J	3.16	3	3	29	0	0	0	1	31.1	112	25	16	11	2	2	14	19	0	.223
SEAS TOTAL	3.77	5	3	45	0	0	0	1	45.1	162	37	24	19	7	2	21	30	1	.228
Iglesias,R	4.60	2	10	48	0	0	0	24	45.0	172	42	23	23	8	2	12	61	2	.244
Kuhnel,J	13.50	0	0	4	0	0	0	0	3.1	16	6	5	5	1	0	1	3	0	.375
Lorenzen,M	1.74	1	0	45	0	0	0	6	51.2	185	37	10	10	2	2	19	53	0	.200
Mahle,T	5.43	1	7	14	14	0	0	0	69.2	271	72	45	42	15	3	23	67	1	.266
Mella,K	7.36	0	0	2	0	0	0	0	3.2	16	5	3	3	0	0	2	4	0	.313
Peralta,W	6.75	1	0	23	0	0	0	0	18.2	75	22	14	14	5	0	10	17	0	.293
SEAS TOTAL	6.45	1	0	27	0	0	0	0	22.1	88	25	16	16	6	0	11	21	0	.284
Peraza,J	0.00	0	0	2	0	0	0	0	1.1	4	1	0	0	0	0	0	0	0	.250
Reed,C	1.42	0	0	3	0	0	0	0	6.1	24	6	1	1	0	0	1	7	1	.250
Roark,T	4.48	4	4	15	15	0	0	0	78.1	313	89	42	39	10	8	27	75	0	.284
SEAS TOTAL	4.34	7	5	22	22	0	0	0	120.1	477	133	62	58	18	11	35	113	2	.279
Romano,S	3.21	1	0	9	0	0	0	2	14.0	53	14	5	5	2	1	5	14	0	.264
Sims,L	3.66	1	0	17	3	0	0	0	32.0	111	21	13	13	4	2	14	42	0	.189
Stephenson,R	5.02	1	2	34	0	0	0	0	37.2	141	29	22	21	8	0	15	40	2	.206
Wood,A	5.88	1	2	5	5	0	0	0	26.0	98	26	18	17	8	1	7	20	0	.265
TOTALS	3.93	53	47	100	100	0	6	33	896.2	3335	778	414	392	129	37	341	968	21	.233

Reds Batters with Runners in Scoring Position

PLAYER	OUTS	AVG	AB	H	2B	3B	HR	TOT RBI	SP RBI	MISP	MOB	BB	IBB	SO	SH	SF	GDP
Alaniz,R	<2	.000	0	0	0	0	0	0	0	0	0	0	0	0	0	0	0
Alaniz,R	=2	1.000	1	1	0	0	0	1	1	1	1	0	0	0	0	0	0
Alaniz,R		1.000	1	1	0	0	0	1	1	1	1	0	0	0	0	0	0
Aquino,A	<2	.310	29	9	0	0	4	16	10	36	62	1	1	5	0	2	3
Aquino,A	=2	.400	30	12	5	0	3	17	13	41	53	2	1	8	0	0	0
Aquino,A		.356	59	21	5	0	7	33	23	77	115	3	2	13	0	2	3
Barnhart,T	<2	.270	37	10	0	0	3	19	16	59	83	8	2	10	1	1	3
Barnhart,T	=2	.219	32	7	2	0	1	12	9	50	68	10	5	8	0	0	0
Barnhart,T		.246	69	17	2	0	4	31	25	109	151	18	7	18	1	1	3
Bauer,T	<2	.000	0	0	0	0	0	0	0	1	1	1	0	0	0	0	0
Bauer,T	=2	.000	1	0	0	0	0	0	0	2	3	0	0	1	0	0	0
Bauer,T		.000	1	0	0	0	0	0	0	3	4	1	0	1	0	0	0
Blandino,A	<2	.000	2	0	0	0	0	2	2	7	11	1	0	2	0	2	0
Blandino,A	=2	.333	3	1	0	0	0	0	0	5	7	1	0	1	0	0	0
Blandino,A		.200	5	1	0	0	0	2	2	12	18	2	0	3	0	2	0
Casali,C	<2	.182	22	4	0	0	1	13	11	33	48	1	0	7	0	3	0
Casali,C	=2	.125	24	3	1	0	0	8	7	39	50	6	1	10	0	0	0
Casali,C		.152	46	7	1	0	1	21	18	72	98	7	1	17	0	3	0
Castillo,L	<2	.000	10	0	0	0	0	0	0	15	23	0	0	4	1	0	1
Castillo,L	=2	.000	9	0	0	0	0	0	0	12	14	0	0	4	0	0	0
Castillo,L		.000	19	0	0	0	0	0	0	27	37	0	0	8	1	0	1
Colon,C	<2	.000	1	0	0	0	0	0	0	1	2	0	0	0	0	0	0
Colon,C	=2	.667	3	2	0	0	0	1	1	4	6	0	0	0	0	0	0
Colon,C		.500	4	2	0	0	0	1	1	5	8	0	0	0	0	0	0
DeSclafani,A	<2	.000	4	0	0	0	0	0	0	6	9	0	0	2	2	0	0
DeSclafani,A	=2	.125	8	1	0	0	0	1	1	9	14	0	0	5	0	0	0
DeSclafani,A		.083	12	1	0	0	0	1	1	15	23	0	0	7	2	0	0
Dietrich,D	<2	.417	24	10	1	0	7	21	12	37	54	4	1	9	0	1	0
Dietrich,D	=2	.143	28	4	0	1	2	8	4	41	57	5	1	8	0	0	0
Dietrich,D		.269	52	14	1	1	9	29	16	78	111	9	2	17	0	1	0
Ervin,P	<2	.421	19	8	1	1	0	11	10	32	45	3	0	6	0	2	1
Ervin,P	=2	.185	27	5	0	0	0	4	4	35	53	4	0	6	0	0	0
Ervin,P		.283	46	13	1	1	0	15	14	67	98	7	0	12	0	2	1
Farmer,K	<2	.281	32	9	2	0	1	11	9	37	54	0	0	10	0	1	0
Farmer,K	=2	.350	20	7	1	0	0	7	7	28	37	1	1	5	0	0	0
Farmer,K		.308	52	16	3	0	1	18	16	65	91	1	1	15	0	1	0
Galvis,F	<2	.100	10	1	0	0	1	6	4	17	26	3	0	3	0	1	0
Galvis,F	=2	.500	8	4	0	0	1	5	3	10	14	1	0	1	0	0	0
Galvis,F		.278	18	5	0	0	2	11	7	27	40	4	0	4	0	1	0
Gennett,S	<2	.375	8	3	2	0	0	4	4	11	14	0	0	3	0	1	0
Gennett,S	=2	.125	8	1	1	0	0	1	1	10	16	0	0	2	0	0	0
Gennett,S		.250	16	4	3	0	0	5	5	21	30	0	0	5	0	1	0
Graterol,J	<2	.333	3	1	0	0	0	1	1	3	4	0	0	0	0	0	0
Graterol,J	=2	.000	1	0	0	0	0	0	0	1	1	0	0	0	0	0	0
Graterol,J		.250	4	1	0	0	0	1	1	4	5	0	0	0	0	0	0
Gray,S	<2	.000	1	0	0	0	0	1	1	9	14	1	0	1	6	0	0
Gray,S	=2	.286	7	2	0	0	0	2	2	8	10	0	0	4	0	0	0
Gray,S		.250	8	2	0	0	0	3	3	17	24	1	0	5	6	0	0
Iglesias,J	<2	.348	66	23	4	1	2	28	24	86	121	3	1	4	1	2	7
Iglesias,J	=2	.288	59	17	3	0	2	19	16	75	98	4	2	13	0	0	0
Iglesias,J		.320	125	40	7	1	4	47	40	161	219	7	3	17	1	2	7
Iglesias,R	<2	.000	0	0	0	0	0	0	0	0	0	0	0	0	0	0	0
Iglesias,R	=2	.000	1	0	0	0	0	0	0	1	2	0	0	0	0	0	0
Iglesias,R		.000	1	0	0	0	0	0	0	1	2	0	0	0	0	0	0

PLAYER	OUTS	AVG	AB	H	2B	3B	HR	RBI	RBI	MISP	MOB	BB	IBB	SO	SH	SF	GDP
Kemp,M	<2	.143	7	1	0	0	1	4	2	9	13	0	0	5	0	1	1
Kemp,M	=2	.250	4	1	0	0	0	1	1	5	6	1	0	3	0	0	0
Kemp,M		.182	11	2	0	0	1	5	3	14	19	1	0	8	0	1	1
Kuhnel,J	<2	.000	1	0	0	0	0	0	0	1	1	0	0	0	0	0	0
Kuhnel,J	=2	.000	0	0	0	0	0	0	0	0	0	0	0	0	0	0	0
Kuhnel,J		.000	1	0	0	0	0	0	0	1	1	0	0	0	0	0	0
								TOT	SP								
Lavarway,R	<2	.667	3	2	0	0	1	4	2	3	5	0	0	1	0	0	0
Lavarway,R	=2	.000	1	0	0	0	0	0	2	4	1	0	0	0	0	0	0
Lavarway,R		.500	4	2	0	0	1	4	2	5	9	1	0	1	0	0	0
Lorenzen,M	<2	.375	8	3	2	0	0	3	3	9	14	1	0	2	0	0	0
Lorenzen,M	=2	.400	5	2	0	0	0	1	1	8	12	1	0	1	0	0	0
Lorenzen,M		.385	13	5	2	0	0	4	4	17	26	2	0	3	0	0	0
Mahle,T	<2	.000	3	0	0	0	0	0	0	7	11	0	0	2	2	0	0
Mahle,T	=2	.000	7	0	0	0	0	0	0	9	17	1	0	5	0	0	0
Mahle,T		.000	10	0	0	0	0	0	0	16	28	1	0	7	2	0	0
O'Grady,B	<2	.000	3	0	0	0	0	0	0	5	7	1	0	1	0	0	0
O'Grady,B	=2	.000	3	0	0	0	0	0	0	4	8	1	0	2	0	0	0
O'Grady,B		.000	6	0	0	0	0	0	0	9	15	2	0	3	0	0	0
Peraza,J	<2	.281	32	9	3	1	0	14	12	43	63	4	0	6	0	2	2
Peraza,J	=2	.256	39	10	2	0	1	12	11	53	75	3	0	5	0	0	0
Peraza,J		.268	71	19	5	1	1	26	23	96	138	7	0	11	0	2	2
Puig,Y	<2	.322	59	19	3	0	0	17	16	79	120	4	0	12	0	3	5
Puig,Y	=2	.294	34	10	1	0	3	15	11	45	61	2	1	10	0	0	0
Puig,Y		.312	93	29	4	0	3	32	27	124	181	6	1	22	0	3	5
Roark,T	<2	.000	2	0	0	0	0	1	1	3	5	0	0	1	1	0	0
Roark,T	=2	.000	4	0	0	0	0	0	0	5	6	0	0	2	0	0	0
Roark,T		.000	6	0	0	0	0	1	1	8	11	0	0	3	1	0	0
Romano,S	<2	.000	0	0	0	0	0	0	0	0	0	0	0	0	0	0	0
Romano,S	=2	.000	1	0	0	0	0	0	0	2	3	0	0	0	0	0	0
Romano,S		.000	1	0	0	0	0	0	0	2	3	0	0	0	0	0	0
Schebler,S	<2	.111	9	1	0	0	0	2	2	13	18	0	0	2	0	0	1
Schebler,S	=2	.222	9	2	1	0	0	3	3	15	23	2	0	1	0	0	0
Schebler,S		.167	18	3	1	0	0	5	5	28	41	2	0	3	0	0	1
Senzel,N	<2	.240	25	6	2	0	0	12	11	41	56	5	0	7	0	1	2
Senzel,N	=2	.375	40	15	3	1	0	16	15	53	77	2	0	8	0	0	0
Senzel,N		.323	65	21	5	1	0	28	26	94	133	7	0	15	0	1	2
Sims,L	<2	.500	2	1	0	0	0	0	0	2	2	0	0	1	0	0	0
Sims,L	=2	.000	0	0	0	0	0	0	0	0	0	0	0	0	0	0	0
Sims,L		.500	2	1	0	0	0	0	0	2	2	0	0	1	0	0	0
Suarez,E	<2	.274	73	20	2	0	4	29	23	110	151	15	2	24	0	6	4
Suarez,E	=2	.267	60	16	4	0	4	21	15	77	116	9	2	23	0	0	0
Suarez,E		.271	133	36	6	0	8	50	38	187	267	24	4	47	0	6	4
VanMeter,J	<2	.304	23	7	1	0	1	8	7	33	50	2	0	5	0	1	1
VanMeter,J	=2	.160	25	4	1	0	1	6	5	43	61	10	0	8	0	0	0
VanMeter,J		.229	48	11	2	0	2	14	12	76	111	12	0	13	0	1	1
Votto,J	<2	.280	50	14	3	0	1	16	14	66	87	8	1	15	0	3	2
Votto,J	=2	.220	41	9	3	0	0	10	10	58	84	8	1	14	0	0	0
Votto,J		.253	91	23	6	0	1	26	24	124	171	16	2	29	0	3	2
Winker,J	<2	.242	33	8	1	0	2	10	8	46	62	3	1	8	0	0	5
Winker,J	=2	.256	39	10	3	0	0	11	11	59	78	6	1	5	0	0	0
Winker,J		.250	72	18	4	0	2	21	19	105	140	9	2	13	0	0	5
Wood,A	<2	.000	2	0	0	0	0	0	0	4	7	0	0	1	2	0	0
Wood,A	=2	.000	0	0	0	0	0	0	0	0	0	0	0	0	0	0	0
Wood,A		.000	2	0	0	0	0	0	0	4	7	0	0	1	2	0	0
REDS	<2	.280	603	169	27	3	29	253	205	864	1243	69	9	159	16	33	38
REDS	=2	.251	582	146	31	2	18	182	152	810	1135	81	16	163	0	0	0
REDS		.266	1185	315	58	5	47	435	357	1674	2378	150	25	322	16	33	38

REDS 2019 HIGHS AND LOWS
CLUB MISCELLANEOUS

Longest Winning Streak	6g, 6/16 - 6/21
Longest Losing Streak	8g, 3/31 - 4/7
Longest Winning Streak - Home	5g, 6/16 - 6/28
Longest Winning Streak - Road	3g (4x), last from 8/26 - 8/28
Longest Losing Streak - Home	4g (4x), last from 9/22 - 9/26
Longest Losing Streak - Road	7g, 4/4 - 4/17
Longest Game - Innings	13, 5/8 at Oak (5-4 loss)
Longest Game - Time - Extra Innings	4:29, 5/3 vs SF (11 innings)
Longest Game - Time - 9.0 Innings	4:10, 9/6 vs Ari (club record)
Longest Game - Time - Home - 9.0 Innings	4:10, 9/6 vs Ari (club record)
Longest Game - Time - Road - 9.0 Innings	4:08 (club road record), 6/21 at Mil
Shortest Game - Time - 9.0 Innings	2:10, 5/2 at NYM
Shortest Game - Time - Home - 9.0 Innings	2:19, 7/4 vs Mil
Shortest Game - Time - Road - 9.0 Innings	2:10, 5/2 at NYM
Largest Winning Margin	14, 4/9 vs Mia (14-0)
Largest Winning Margin - Home	14, 4/9 vs Mia (14-0)
Largest Winning Margin - Road	11, 4/26 at StL (12-1)
Largest Losing Margin	14, 4/9 at Pit (0-14)
Largest Losing Margin - Home	10 (2x), 7/7 vs Cle (1-11) & 7/26 vs Col (2-12)
Largest Losing Margin - Road	14, 4/9 at Pit (0-14)
Most Games Over .500	1g, at 1-0 on 3/28
Most Games Under .500	14g, at 73-87 on 9/27
Biggest Comeback to Win	4 (2x), last on 7/13 at Col (trailed 4-0, won 17-9)
Biggest Blown Lead In Loss	8, 5/3 vs SF (led 8-0, lost 12-11 in 11 innings)
Most Errors - Game	4, 3/31 vs Pit
Most Double Plays Hit Into - Game	4, 9/10 at Sea
Most Double Plays Turned - Game	3 (7x), last on 7/18 vs StL
Highest Attendance - Home	44,049; Opening Day vs Pit
Highest Attendance - Home, Non-Opening Day	41,360; 6/29 vs Chc
Highest Attendance - Road	52,974; 4/15 at LAD

TEAM BATTING

Most Hits - Game	24, 7/13 at Col (17-9 win)
Most Hits - Inning	7 (2x), 5/31 vs Wsh (B1st) & 7/13 at Col (T6th)
Fewest Hits - Game	0, 5/7 at Oak (Mike Fiers' 2nd career no-hitter)
Most Runs - Game	17, 7/13 at Col (17-9 win)
Most Runs - Inning	10, 7/29 vs Pit (B2nd)
Most Doubles - Game	6, 9/28 at Pit
Most Triples - Game	5, 7/13 at Col (Coors Field record)
Most Home Runs - Game	6, 8/10 vs Chc (10-1 win)
Most Home Runs - Inning	3 (2x), 4/9 vs Mia (B6th) & 5/5 vs SF (B1st)
Most Total Bases - Game	47, 7/13 at Col
Most Extra-Base Hits - Game	12, 7/13 at Col
Most LOB - Game	11 (7x), last on 9/18 at Chc (9) & 15, 9/28 at Pit (12)
Most Walks - Game	9 (2x), 4/23 vs Atl & 9/6 vs Ari
Most Strikeouts - Game	16 (3x), 6/2 vs Wsh & 9/27 at Pit (9), 5/3 vs SF (11)
Most Stolen Bases - Game	4, 9/20 vs NYM
Most Stolen Bases - Inning	3, 9/12 at Sea (T1st)

TEAM PITCHING

Fewest Hits Allowed - Game	1, 9/14 at Ari (1-0 loss, Nick Ahmed triple)
Most Hits Allowed - Game	19, 8/8 vs Chc (12-5 loss)
Most Hits Allowed - Inning	9, 8/14 at Wsh (5th)
Most Runs Allowed - Game	17, 8/14 at Wsh (17-7 loss)
Most Runs Allowed - Inning	10 (2x), 7/19 vs StL (T6th) & 8/14 at Wsh (B5th)
Most Home Runs Allowed - Game	4 (6x), last on 9/2 vs Phi (7-1 loss)
Most Home Runs Allowed - Inning	3, 8/14 at Wsh (B5th)
Fewest Walks Allowed - Game	0 (6x), last on 9/14 at Ari
Most Walks Allowed - Game	10, 6/21 at Mil
Fewest Strikeouts - Game	3, 4/27 at StL
Most Strikeouts - Game	17, 8/5 vs LAA

INDIVIDUAL BATTING

Most Runs - Game	4 (2x), Senzel, 5/26 at Chc & Dietrich, 6/21 at Mil
Most Hits - Game	6, Phillip Ervin, 7/13 at Col (tied club record)
Most Doubles - Game	2, many times
Most Triples - Game	2, Nick Senzel, 7/13 at Col
Most Home Runs - Game	3 (2x), Dietrich, 5/28 vs Pit & Aquino, 8/10 vs Chc
Most Total Bases - Game	12 (2x), Dietrich 5/28 vs Pit & Aquino 8/10 vs Chc
Most RBI - Game	6 (3x), Dietrich (2x), 5/3 vs SF & 5/28 vs Pit; Lavanway, 7/19 vs StL
Most Walks - Game	3, 7 times
Most Strikeouts - Game	4, 6 times
Most Stolen Bases - Game	2, 4 times
Longest Hitting Streak	14g, José Iglesias, 8/1 - 8/19

INDIVIDUAL PITCHING

Fewest Hits - Complete Game	No CG (club record)
Most Innings Pitched - Start	8.0 (2x), Gray, 7/3 vs Mil & Bauer, 9/15 at Ari
Fewest Innings Pitched - Start	2.0 (2x), Gausman, 9/16 at Chc & Sims 9/28 at Pit
Most Innings Pitched - Relief	3.0, 6 times
Most Hits Allowed	13, Tanner Roark, 7/13 at Col
Most Runs Allowed	10, Mahle, 7/14 at Col
Most Strikeouts - Start	13, Castillo, 8/5 vs LAA
Most Strikeouts - Relief	6, Gausman 8/18 vs StL
Most Walks - Start	6, Castillo 6/17 vs Hou
Most Walks - Relief	3 (3x), Stephenson 5/19 vs LAD, Bowman 7/6 vs Cle, Lorenzen 8/3 at Atl
Most Home Runs Allowed	3, 8 times
Longest Winning Streak	7g, Castillo, 4/9 - 6/17
Longest Losing Streak	7g, Mahle, 6/7 - 9/25
Longest Scoreless Streak	23.0, Gray, 7/29 - 8/20

RUNS BY INNING

	1	2	3	4	5	6	7	8	9	10	11	12+	Tot.
Opponents	90	55	76	56	97	105	72	96	54	6	2	2	711
Reds	132	79	69	59	82	74	74	68	53	5	4	2	701

MOST RECENT REDS TRANSACTIONS

MAY 2019

- 5/1**, recalled from Louisville RHP Matt Bowman; optioned to Louisville OF Phillip Ervin.
- 5/3**, selected from Louisville the contract of CF Nick Senzel; optioned to Louisville RHP Matt Bowman; transferred to the 60-day injured list 2B Scooter Gennett.
- 5/4**, recalled from Louisville LHP Cody Reed; optioned to Louisville OF Scott Schebler; released LF Matt Kemp.
- 5/5**, selected from Louisville the contract of IF Josh VanMeter; optioned to Louisville LHP Cody Reed.
- 5/7**, released non-roster spring training invitee OF Kyle Wren.
- 5/16**, granted the release requested by non-roster spring training invitee RHP Odrisamer Despaigne.
- 5/17**, recalled from Louisville LHP Cody Reed; optioned to Louisville IF Josh VanMeter.
- 5/18**, recalled from Louisville OF Phillip Ervin; optioned to Louisville LHP Cody Reed.
- 5/20**, granted the release requested by non-roster spring training invitee RHP Anthony Bass.
- 5/21**, placed on the 10-day injured list, retroactive to 5/20, LHP Zach Duke; recalled from Louisville IF Josh VanMeter.
- 5/24**, recalled from Louisville RHP Matt Bowman; optioned to Louisville OF Phillip Ervin.
- 5/27**, recalled from Louisville LHP Cody Reed as the 26th player for the day/night doubleheader; following the doubleheader optioned Reed to Louisville.
- 5/28**, recalled from Louisville RHP Lucas Sims; optioned to Louisville LHP Wandy Peralta.
- 5/30**, optioned to Louisville RHP Lucas Sims.
- 5/31**, reinstated from the 10-day injured list LHP Zach Duke; placed on the 10-day injured list, retroactive to 5/29, RHP Robert Stephenson; recalled from Louisville LHP Wandy Peralta; claimed off waivers from the Mariners RHP R.J. Alaniz and optioned Alaniz to Louisville; transferred to the 60-day injured list LHP Alex Wood.

JUNE 2019

- 6/2**, RHP José López cleared waivers and was outrighted to Louisville.
- 6/14**, IF Alex Blandino was reinstated from the 10-day injured list and was optioned to Louisville.
- 6/15**, placed on the 10-day injured list LHP Wandy Peralta; recalled from Louisville OF Phillip Ervin; non-roster spring training invitee LHP Ian Krol requested and received his unconditional release.
- 6/16**, placed on the 3-day paternity list SS José Iglesias; returned from a rehabilitation assignment and reinstated from the 10-day injured list RHP Robert Stephenson.
- 6/17**, sent to Daytona on a rehabilitation assignment 2B Scooter Gennett.
- 6/19**, returned from the 3-day paternity list SS José Iglesias; optioned to Louisville IF/OF Josh VanMeter.
- 6/28**, returned from a rehabilitation assignment and reinstated from the 60-day injured list 2B Scooter Gennett; placed on the 10-day injured list, retroactive to 6/23, C Tucker Barnhart.

JULY 2019

- 7/1**, recalled from Louisville RHP Jimmy Herget; designated for assignment LHP Zach Duke.
- 7/4**, recalled from Louisville IF/OF Josh VanMeter; placed on the 10-day injured list, retroactive to 7/3, LHP Amir Garrett.
- 7/6**, released LHP Zach Duke.
- 7/7**, sent to Louisville on a rehabilitation assignment LHP Wandy Peralta.
- 7/10**, optioned to Louisville IF/OF Josh VanMeter.
- 7/12**, returned from a rehabilitation assignment and reinstated from the 10-day injured list LHP Wandy Peralta.
- 7/17**, selected from Louisville the contract of C Juan Graterol; placed on the 3-day paternity list RHP Raisel Iglesias.
- 7/18**, placed on the 10-day injured list, retroactive to 7/16, C Curt Casali; placed on the 7-day concussion list, retroactive to 7/17, C/IF Kyle Farmer; placed on the 10-day injured list RHP David Hernandez; recalled from Louisville, to replace Casali, IF/OF Josh VanMeter; recalled from Louisville RHP Lucas Sims; signed to a 1-year Major League contract through the 2019 season C Ryan Lavarney; designated for assignment RHP Jesús Reyes.
- 7/19**, sent to Louisville on a rehabilitation assignment LHP Amir Garrett.
- 7/20**, returned from a rehabilitation assignment and reinstated from the 10-day injured list LHP Amir Garrett; returned from the 3-day paternity list RHP Raisel Iglesias; optioned to Louisville RHP Jimmy Herget and RHP Matt Bowman.
- 7/22**, placed on the 10-day injured list, retroactive to 7/20, RHP Tyler Mahle; recalled from Louisville RHP Sal Romano.
- 7/23**, RHP Jesús Reyes cleared waivers and was outrighted to Louisville.

- 7/25**, sent to Louisville on a rehabilitation assignment C Tucker Barnhart; sent to Dayton on a rehabilitation assignment C/IF Kyle Farmer.
- 7/26**, returned from a rehabilitation assignment and reinstated from the 10-day injured list C Tucker Barnhart; placed on the 7-day concussion list, retroactive to 7/25, C Juan Graterol.
- 7/28**, returned from a rehabilitation assignment and reinstated from the 60-day injured list LHP Alex Wood; returned from a rehabilitation assignment and reinstated from the 7-day concussion list C/IF Kyle Farmer; optioned to Class AAA Louisville RHP Sal Romano; designated for assignment C Ryan Lavarney.
- 7/31**, acquired from the Indians RHP Trevor Bauer as part of a 3-team trade in which the Indians received from the Reds OF Yasiel Puig and LHP Scott Moss and from the San Diego Padres OF Franmil Reyes, LHP Logan Allen and IF Victor Nova, while the Padres received from the Reds OF Taylor Trammell; acquired from the Athletics minor league OF Jameson Hannah for RHP Tanner Roark; acquired from the Giants a player to be named for 2B Scooter Gennett and cash; reinstated from the 10-day injured list RHP David Hernandez.

AUGUST 2019

- 8/1**, added to the roster RHP Trevor Bauer; selected from Louisville the contract of OF Aristides Aquino.
- 8/5**, claimed off waivers from the Braves RHP Kevin Gausman; placed on the 10-day injured list IF/OF Derek Dietrich; selected from Louisville the contract of OF Brian O'Grady; designated for assignment IF Blake Trahan.
- 8/6**, added to the 25-man roster RHP Kevin Gausman; optioned to Louisville LHP Wandy Peralta.
- 8/8**, IF Blake Trahan cleared waivers and was outrighted to Class AAA Louisville; RHP Jared Hughes began serving a 3-game suspension.
- 8/9**, recalled from Louisville RHP Sal Romano; designated for assignment RHP David Hernandez; sent to Louisville on a rehabilitation assignment C Curt Casali.
- 8/11**, RHP Jared Hughes was reinstated from the suspended list; RHP David Hernandez cleared waivers and was released; signed to a minor league contract RHP Junichi Tazawa; returned from a rehabilitation assignment at Louisville C Curt Casali.
- 8/12**, claimed off waivers from the Blue Jays IF Freddy Galvis; LHP Amir Garrett began serving an 8-game suspension.
- 8/13**, added IF Freddy Galvis to the 25-man roster; optioned to Louisville OF Brian O'Grady.
- 8/15**, recalled from Louisville RHP Matt Bowman; selected from Louisville the contract of RHP Joel Kuhnle; optioned to Louisville RHP Sal Romano; RHP Jared Hughes was claimed off waivers by the Phillies.
- 8/16**, sent to Louisville on a rehabilitation assignment RHP Tyler Mahle.
- 8/17**, recalled from Louisville RHP R.J. Alaniz; optioned to Louisville RHP Matt Bowman.
- 8/18**, placed on the 10-day injured list, retroactive to 8/15, 1B Joey Votto; recalled from Louisville OF Brian O'Grady.
- 8/19**, sent to Louisville on a rehabilitation assignment IF/OF Derek Dietrich.
- 8/20**, reinstated from the suspended list LHP Amir Garrett; sent to Louisville on a rehabilitation assignment C Curt Casali.
- 8/22**, returned from a rehabilitation assignment, reinstated from the 10-day injured list and optioned to Louisville RHP Tyler Mahle; placed on the 10-day injured list, retroactive to 8/19, OF Jesse Winker.
- 8/23**, returned from a rehabilitation assignment and reinstated from the 10-day injured list IF/OF Derek Dietrich.
- 8/24**, returned from a rehabilitation assignment and reinstated from the 10-day injured list C Curt Casali; optioned to Louisville IF/OF Brian O'Grady.
- 8/27**, reinstated from the 10-day injured list 1B Joey Votto; optioned to Louisville IF/OF José Peraza.
- 8/31**, recalled from Louisville RHP Sal Romano as the 26th player for the day/night doubleheader; following the doubleheader optioned Romano to Louisville.

SEPTEMBER 2019

- 9/1**, recalled from Louisville RHP Matt Bowman, RHP Tyler Mahle, LHP Wandy Peralta, RHP Sal Romano and IF Alex Blandino.
- 9/3**, recalled from Louisville RHP Keury Mella and IF/OF Brian O'Grady.
- 9/4**, placed on the 10-day injured list IF/C Kyle Farmer; recalled from Louisville IF/OF José Peraza.
- 9/7**, reinstated from the concussion list C Juan Graterol; LHP Wandy Peralta was claimed off waivers by the Giants.
- 9/8**, recalled from Louisville RHP Jimmy Herget.
- 9/16**, selected from Louisville the contract of IF Christian Colón.
- 9/18**, reinstated from the 10-day injured list IF/C Kyle Farmer.
- 9/30**, reinstated from the 10-day injured list OF Jesse Winker.

OCTOBER 2019

- 10/1**, promoted Major League assistant pitching coach Caleb Cotham to Major League assistant pitching coach and director of pitching; hired Kyle Boddy as director of pitching initiatives and pitching coordinator; announced hitting coach Turner Ward will not return to the Major League staff in 2020.
- 10/16**, claimed off waivers from the Marlins LHP Josh D. Smith; designated for assignment C Juan Graterol.
- 10/18**, C Juan Graterol cleared waivers and was outrighted to Louisville.
- 10/24**, named Alan Zinter hitting coach on the Major League staff; promoted Donnie Ecker to assistant hitting coach and director of hitting.
- 10/31**, acquired from the Padres OF Travis Jankowski for International Cap Space; IF José Iglesias and LHP Alex Wood became free agents.

NOVEMBER 2019

- 11/1**, exercised the 2020 club option on the contract of IF Freddy Galvis.
- 11/4**, IF Christian Colón, IF/OF Derek Dietrich, RHP Keury Mella and RHP Jackson Stephens cleared waivers and were outrighted to Louisville.
- 11/20**, added to the 40-man roster RHP Tejay Antone, RHP Ryan Hendrix, RHP Tony Santillan and C Tyler Stephenson; acquired from the Rays RHP José De León for cash and a player to be named.
- 11/25**, acquired from Blue Jays RHP Justin Shafer for cash; claimed off waivers from the Padres OF Nick Martini; designated for assignment OF Brian O'Grady and RHP Jimmy Herget.
- 11/27**, acquired from the Rays cash and a player to be named for OF Brian O'Grady.

DECEMBER 2019

- 12/2**, agreed to terms on a 1-year contract through the 2020 season, avoiding arbitration, with OF Travis Jankowski; tendered contracts for the 2020 season to arbitration-eligible RHP Trevor Bauer, RHP Matt Bowman, RHP Anthony DeSclafani, RHP/OF Michael Lorenzen and C Curt Casali; did not tender contracts for the 2020 season to RHP Kevin Gausman or IF/OF José Peraza; RHP Jimmy Herget was claimed off waivers by the Rangers.
- 12/5**, signed to a 4-year, \$64-million contract through the 2023 season free agent 2B Mike Moustakas.
- 12/9**, RHP R.J. Alaniz cleared waivers and was outrighted to Louisville.
- 12/12**, selected OF Mark Payton from the Athletics' Class AAA Las Vegas roster in the first round (6th overall) of the Major League phase of the Rule 5 Draft; selected IF Michael De Leon from the Rangers' Class AA Frisco roster in the first round of the Class AAA phase of the Rule 5 Draft; selected RHP Miguel Figueroa from the Giants' Class AA Richmond roster in the second round of the Class AAA phase of the Rule 5 Draft; OF Edwin Yon was selected by the Angels from Billings' roster in the second round of the Class AAA phase of the Rule 5 Draft; C Carlos Reina was selected by the Angels from Greeneville's roster in the fourth round of the Class AAA phase of the Rule 5 Draft.
- 12/17**, named Joe Mather assistant hitting coach and director of hitting, replacing Donnie Ecker; named Geoff Head senior director of health and performance.
- 12/18**, signed to a 2-year, \$15 million contract through the 2021 season, with a club option for 2022, free agent LHP Wade Miley.
- 12/31**, signed to a minor league contract and invited to Major League camp RHP Tyler Thornburg.

JANUARY 2020

- 1/3**, signed to a minor league contract and invited to Major League spring training camp IF Matt Davidson.
- 1/6**, signed to a 3-year, \$21 million contract through the 2022 season OF Shogo Akiyama; designated for assignment OF Nick Martini.
- 1/7**, signed to a minor league contract and invited to Major League camp LHP Brooks Raley.
- 1/10**, agreed to contract terms and avoided arbitration with RHP Trevor Bauer, RHP Matt Bowman, RHP Anthony DeSclafani, RHP Michael Lorenzen, C Curt Casali and OF Travis Jankowski; invited to major League spring training camp minor league pitchers R.J. Alaniz, David Carpenter, Vladimir Gutierrez, Nick Lodolo and Alex Powers; catchers Chris Okey and Francisco Peña; infielders Christian Colón, Jose Garcia, Jonathan India and Alfredo Rodriguez; outfielders Stuart Fairchild and Boog Powell.
- 1/14**, OF Nick Martini was claimed off waivers by the Phillies; signed to a minor league contract and invited to Major League spring training camp RHP Nate Jones.
- 1/17**, signed to a minor league contract and invited to Major League camp LHP Jesse Biddle.
- 1/27**, signed to a 4-year, \$64 million contract through the 2023 season OF Nick Castellanos; designated for assignment OF Jose Siri.

FEBRUARY 2020

- 2/3**, OF Jose Siri was claimed off waivers by the Mariners.
- 2/5**, signed to a 1-year contract through the 2020 season RHP Pedro Strop; designated for assignment RHP Sal Romano.

FINAL NATIONAL LEAGUE STATS

2019 National League Batting

Club	avg	g	ab	r	or	h	tb	2b	3b	hr	gs	rbi	sh	sf	hp	bb	ibb	so	sb	cs	gi			slg	obp
																					dp	lob	sho		
COL	.265	162	5660	835	958	1502	2579	323	41	224	3	803	51	43	43	489	25	1503	71	31	111	1075	7	.456	.326
WSH	.265	162	5512	873	724	1460	2505	298	27	231	6	824	48	42	81	584	33	1308	116	29	117	1114	8	.454	.342
PIT	.265	162	5657	758	911	1497	2377	315	38	163	3	722	47	34	63	425	41	1213	64	29	119	1103	10	.420	.321
ATL	.258	162	5560	855	743	1432	2514	277	29	249	5	824	25	35	60	619	39	1467	89	28	104	1138	5	.452	.336
LAD	.257	162	5493	886	613	1414	2593	302	20	279	7	861	55	45	81	607	47	1356	57	10	100	1124	6	.472	.338
NYM	.257	162	5624	791	737	1445	2485	280	17	242	6	767	28	27	95	516	34	1384	56	27	129	1128	9	.442	.328
CHI	.252	162	5461	814	717	1378	2468	270	26	256	10	783	30	39	83	581	33	1460	45	24	127	1071	8	.452	.331
ARI	.252	162	5633	813	743	1419	2447	288	40	220	4	778	31	40	70	540	36	1360	88	14	120	1119	7	.434	.323
MIL	.246	162	5542	769	766	1366	2429	279	17	250	5	744	20	38	72	629	42	1563	101	25	120	1180	8	.438	.329
PHI	.246	162	5571	774	794	1369	2377	311	26	215	6	742	34	34	57	562	47	1453	78	18	97	1129	7	.427	.319
STL	.245	162	5449	764	662	1336	2260	246	24	210	4	714	40	39	76	561	15	1420	116	29	110	1107	9	.415	.322
CIN	.244	162	5450	701	711	1328	2298	235	27	227	3	679	30	33	89	492	25	1436	80	38	111	1073	11	.422	.315
MIA	.241	162	5512	615	808	1326	2065	265	18	146	5	593	31	33	73	395	16	1469	55	30	139	1034	22	.375	.298
SF	.239	162	5579	678	773	1332	2185	300	26	167	5	655	24	42	50	475	26	1435	47	28	111	1069	17	.392	.302
SD	.238	162	5391	682	789	1281	2210	224	24	219	4	652	37	31	55	504	19	1581	70	37	120	1008	8	.410	.308
Totals	.251		83094		11449		35792		400		76		531		1048		478		1133		1735		142		.323
		1215		11608		20885		4213		3298		11141		555		7979		21408		397		16472		.431	

2019 National League Pitching

Club	w	l	era	g	cg	sho	rel	sv	ip	h	r	er	hr	hb	bb	ibb	so	wp	bk	opp	avg
STL	91	71	3.80	162	1	14	542	52	1444.0	1284	662	609	191	69	545	41	1399	46	4	238	
CHI	84	78	4.10	162	1	10	576	38	1442.0	1376	717	657	195	80	534	16	1444	60	1	251	
CIN	75	87	4.18	162	0	10	535	46	1438.0	1270	711	668	214	58	536	31	1552	35	8	.235	
ATL	97	65	4.19	162	1	8	575	44	1450.2	1421	743	675	203	69	548	33	1393	70	3	256	
NYM	86	76	4.24	162	3	12	502	38	1461.0	1405	737	688	204	60	500	40	1520	47	2	251	
ARI	85	77	4.25	162	0	11	557	45	1465.0	1400	743	691	220	62	516	38	1427	49	4	251	
WSH	93	69	4.27	162	1	13	530	40	1439.1	1340	724	683	202	61	517	41	1511	53	5	244	
SD	77	85	4.38	162	1	8	587	41	1469.0	1395	773	715	227	65	519	26	1368	53	4	249	
MIL	89	73	4.40	162	0	7	588	50	1459.1	1364	766	713	225	60	570	28	1497	41	3	246	
PHI	81	81	4.53	162	3	7	564	36	1453.2	1452	794	731	258	71	546	38	1392	45	7	261	
SD	70	92	4.60	162	0	6	543	47	1432.0	1394	789	732	215	68	463	19	1475	60	6	251	
MIA	57	105	4.74	162	2	8	539	27	1444.1	1340	808	760	236	90	615	52	1378	71	6	245	
PIT	69	93	5.18	162	1	6	550	31	1440.0	1511	911	829	241	85	584	22	1443	50	4	268	
COL	71	91	5.56	162	1	5	590	28	1448.2	1576	958	895	270	57	589	33	1264	63	7	277	
Totals	1231	1199	4.38	1215	18	143	8323	607	21732.2	20729	11449	10587	3286	21	7974	482	21582	783	71	.250	



2019 NATIONAL LEAGUE FIELDING

Club	pct	g	po	a	e	tc	dp	tp	pb
STL	.989	162	4332	1578	66	5976	170	0	6
ATL	.987	162	4352	1522	78	5952	157	0	24
ARI	.986	162	4395	1561	86	6042	138	0	6
SF	.985	162	4407	1536	90	6033	143	0	7
WSH	.985	162	4318	1374	87	5779	112	0	16
CIN	.984	162	4314	1460	91	5865	125	0	10
COL	.984	162	4346	1758	97	6201	167	0	8
PHI	.984	162	4361	1552	97	6010	139	0	11
MIA	.984	162	4333	1364	94	5791	135	0	13
MIL	.983	162	4378	1395	97	5870	135	0	10
NYM	.983	162	4383	1435	99	5917	129	0	14
LAD	.982	162	4337	1428	106	5871	118	0	11
CHI	.981	162	4326	1619	118	6063	142	0	10
SD	.980	162	4296	1386	116	5798	101	0	6
PIT	.980	162	4320	1493	121	5934	132	0	17
Totals	.984	1215	65198	22461	1443	89102	2043	0	169

2019 National League Club Miscellaneous

Club	vsLH	vsRH	grass	turf	day	night	1-run	x-inn	vsAL	doubleheaders			attendance	
										w	l	s	home	road
ARIZONA	25-19	60-58	37-38	48-39	27-28	58-49	24-26	9-9	14-6	0	0	0	2,135,510	2,348,472
ATLANTA	23-14	74-51	93-63	4-2	23-16	74-49	28-16	11-6	13-7	0	0	1	2,655,100	2,306,381
CHICAGO	14-18	70-60	82-77	2-1	40-28	44-50	19-27	4-9	12-8	0	0	0	3,094,865	2,709,810
CINCINNATI	17-23	58-64	73-86	2-1	22-40	53-47	24-33	7-8	9-11	0	0	0	1,808,685	2,464,438
COLORADO	25-36	46-55	66-84	5-7	27-28	44-63	22-21	10-6	8-12	0	0	0	2,993,244	2,472,839
LOS ANGELES	30-22	76-34	101-49	5-7	31-11	75-45	27-22	6-4	10-10	0	0	0	3,974,309	2,707,620
MIAMI	18-24	39-81	56-101	1-4	18-29	39-76	16-28	7-9	9-11	0	1	0	811,302	2,224,992
MILWAUKEE	25-24	64-49	86-72	3-1	34-25	55-48	27-18	7-8	8-12	0	0	0	2,923,333	2,403,931
NEW YORK	18-23	68-53	85-74	1-2	28-23	58-53	24-23	7-9	15-5	1	0	0	2,442,532	2,383,685
PHILADELPHIA	18-25	63-56	80-79	1-2	26-25	55-56	20-20	7-6	11-9	0	0	0	2,727,421	2,345,650
PITTSBURGH	16-27	53-66	68-91	1-2	23-35	46-58	19-25	7-11	12-8	0	0	0	1,491,439	2,597,732
SAN DIEGO	14-22	56-70	65-84	5-8	25-31	45-61	26-24	5-7	11-9	0	0	0	2,396,399	2,628,178
SAN FRANCISCO	20-29	57-56	68-82	9-3	25-37	52-48	38-16	13-3	11-9	0	0	0	2,707,760	2,628,666
ST. LOUIS	18-16	73-55	90-69	1-2	36-20	55-51	25-22	8-4	9-11	0	0	0	3,480,393	2,385,211
WASHINGTON	24-17	69-52	92-67	1-2	38-24	55-45	17-21	4-6	14-6	0	0	0	2,259,781	2,353,427

2019 National League Club Rank Batting

Club	avg	g	ab	r	or	h	tb	2b	3b	hr	gs	rbi	sh	sf	hp	bb	ibb	so	sb	cs	dp	lob	sho	slg	obp
ARIZONA	8	1	3	6	7	6	7	7	2	9	10	6	8	5	9	8	6	4	5	2	10	10	3	8	8
ATLANTA	4	1	7	3	7	5	3	10	4	4	6	2	13	9	11	2	5	11	4	7	3	14	1	4	3
CHICAGO	7	1	12	5	4	8	6	11	7	2	1	5	10	6	3	5	8	10	15	4	13	4	6	5	4
CINCINNATI	12	1	13	12	3	13	11	14	5	7	13	12	10	12	2	11	11	8	6	15	5	5	13	10	12
COLORADO	1	1	1	4	15	1	2	1	1	8	13	4	2	2	15	12	11	13	8	13	5	6	3	2	7
LOS ANGELES	5	1	11	1	1	7	1	4	12	1	2	1	1	1	4	3	1	3	11	1	2	11	2	1	2
MIAMI	13	1	9	15	13	14	15	12	13	15	6	15	8	12	7	15	14	12	13	12	15	2	15	15	15
MILWAUKEE	9	1	8	9	10	8	9	14	3	6	8	15	8	8	1	3	14	3	5	10	15	6	7	5	
NEW YORK	6	1	4	7	6	4	5	8	14	5	3	7	12	15	1	9	7	5	12	6	14	12	10	6	6
PHILADELPHIA	10	1	6	8	12	9	9	3	7	11	3	9	7	10	12	6	1	9	7	3	1	13	3	9	11
PITTSBURGH	3	1	2	11	14	2	9	2	3	14	13	10	4	10	10	14	4	1	10	9	9	7	12	11	10
SAN DIEGO	15	1	15	13	11	15	13	15	10	10	14	6	14	13	10	13	15	9	14	10	1	6	13	13	13
SAN FRANCISCO	14	1	5	14	10	12	14	5	7	13	6	13	14	3	14	13	10	7	14	7	5	3	14	14	14
ST. LOUIS	11	1	14	10	2	11	12	13	10	12	10	11	5	6	6	7	15	6	1	9	4	8	10	12	9
WASHINGTON	2	1	9	2	5	3	4	6	5	6	3	2	3	3	4	4	8	2	1	9	8	9	6	3	1

2019 National League Club Rank Pitching

Club	w	l	era	g	cg	sho	rel	sv	ip	h	tbf	r	er	hr	sh	sf	hb	bb	ibb	so	wp	bk
ARIZONA	7	9	7	1	12	5	7	5	2	10	7	7	8	9	9	11	6	4	10	9	7	5
ATLANTA	2	14	5	1	5	8	5	6	6	12	9	7	5	5	9	1	10	11	8	11	14	3
CHICAGO	8	8	3	1	5	6	4	10	11	7	6	4	3	3	3	15	13	7	1	7	11	1
CINCINNATI	11	5	4	1	12	6	13	4	14	2	2	3	4	7	8	2	2	8	7	1	1	15
COLORADO	12	4	15	1	5	15	1	14	7	15	15	15	15	15	12	14	1	14	8	15	13	12
LOS ANGELES	1	15	1	1	1	1	9	6	8	1	1	1	1	1	5	7	8	1	4	3	2	12
MIAMI	15	1	13	1	4	8	12	15	9	4	10	13	13	12	3	11	15	15	15	13	15	10
MILWAUKEE	5	11	10	1	12	11	2	2	4	6	11	9	9	10	13	4	3	12	6	5	3	3
NEW YORK	6	10	6	1	1	4	15	10	3	11	8	6	7	6	7	5	3	3	12	2	6	2
PHILADELPHIA	9	7	11	1	1	11	6	12	5	13	13	12	11	14	15	13	12	10	10	12	4	12
PITTSBURGH	14	2	14	1	5	13	8	13	12	14	14	14	14	13	6	7	14	13	3	8	8	5
SAN DIEGO	13	3	12	1	12	13	10	3	15	8	5	11	12	8	13	5	9	2	2	6	11	10
SAN FRANCISCO	10	6	9	1	5	8	3	8	1	9	12	10	10	11	11	3	7	6	5	14	9	5
ST. LOUIS	4	12	2	1	5	2	11	1	10	3	3	2	2	2	1	10	10	9	13	10	5	5
WASHINGTON	3	13	8	1	5	3	14	9	13	4	4	5	6	4	1	9	5	5	13	4	9	9

2019 National League Starting Pitching

Club	w	l	era	g	gs	cg	sho	ip	h	r	er	hr	hb	bb	ibb	so	wp	bk	opp avg
LAD	62	32	3.11	162	162	3	1	893.2	748	344	309	112	25	206	5	938	18	2	.225
WSH	66	36	3.53	162	162	1	1	938.2	820	391	368	116	30	298	23	1010	15	3	.232
STL	55	50	3.78	162	162	1	1	883.0	834	404	371	124	41	310	24	792	21	2	.250
NYM	54	44	3.84	162	162	3	3	941.1	888	434	402	119	25	273	18	964	22	0	.247
CIN	48	54	4.12	162	162	0	0	883.1	782	431	404	134	40	300	7	952	18	6	.235
CHI	51	47	4.18	162	162	1	1	888.0	896	455	412	123	43	266	3	885	28	0	.261
ATL	60	46	4.20	162	162	1	0	873.0	862	442	407	116	45	305	14	795	37	2	.258
ARI	56	51	4.23	162	162	0	0	867.1	832	442	408	137	31	281	19	842	21	1	.252
MIL	44	40	4.40	162	162	0	0	788.2	774	414	386	125	28	283	5	736	19	2	.256
MIA	36	71	4.59	162	162	2	2	888.0	803	483	453	140	54	345	23	808	32	5	.240
PHI	49	52	4.64	162	162	3	1	869.2	878	487	448	156	44	310	14	808	20	2	.262
SD	41	59	4.66	162	162	0	0	813.0	789	449	421	129	32	261	9	803	27	3	.250
SF	39	66	4.77	162	162	1	0	849.0	849	491	450	153	31	285	12	757	31	1	.259
PIT	36	63	5.40	162	162	1	0	813.2	892	535	488	139	42	280	10	756	25	1	.277
COL	45	62	5.87	162	162	1	1	842.1	954	575	549	163	27	323	17	701	35	5	.286
Totals	742	773	4.33	2430	18	11	13032.2	12601	6276	1986	538	203	12547	369	35	.253			

2019 National League Relief Pitching

Club	w	l	era	g	rg	sv	ip	h	r	er	hr	hb	bb	ibb	so	wp	bk	opp avg
LAD	44	24	3.85	162	159	44	552.0	453	269	236	73	41	186	19	581	22	5	.220
SF	38	19	3.85	162	161	41	620.0	546	282	265	74	34	234	14	611	22	3	.235
STL	36	21	3.88	162	161	52	561.0	450	258	242	67	28	235	17	607	25	2	.219
CHI	33	31	3.98	162	161	38	554.0	480	262	245	72	37	268	13	559	32	1	.233
ATL	37	19	4.21	162	161	44	577.2	559	301	270	87	24	243	19	598	33	1	.252
ARI	29	26	4.26	162	162	45	597.2	568	301	283	83	31	235	19	585	28	3	.250
CIN	27	33	4.28	162	162	46	554.2	488	280	264	80	18	236	24	600	17	2	.235
PHI	32	29	4.38	162	159	36	584.0	574	307	284	102	27	236	24	584	25	5	.258
MIL	45	33	4.40	162	162	50	670.2	590	352	328	100	32	287	23	761	22	1	.235
SD	29	33	4.59	162	162	47	619.0	605	340	316	86	36	202	10	672	33	3	.252
PIT	33	30	4.91	162	161	31	626.1	619	376	342	102	43	304	12	687	25	3	.255
MIA	21	34	4.97	162	160	27	556.1	537	325	307	96	36	270	29	570	39	1	.252
NYY	32	32	4.99	162	159	38	519.2	517	303	288	85	35	227	22	556	25	2	.258
COL	26	29	5.18	162	161	28	606.1	622	383	349	107	30	266	16	563	28	2	.263
WSH	27	33	5.68	162	161	40	500.2	520	333	316	86	31	219	18	501	38	2	.266
Totals	489	426	4.48	2412	607	8700.0	8128	4672	4335	1300	483	3648	279	9035	414	36	.246	

2019 National League Pinch Hitting

Club	AVG	AB	R	H	TB	2B	3B	HR	RBI	SH	SF	HP	BB	IBB	SO	SB	CS	DP	SLG	OBP
PITTSBURGH	.319	248	47	79	134	19	3	10	50	0	1	1	31	4	51	1	1	6	.540	.395
WASHINGTON	.262	221	30	58	90	15	1	5	32	3	1	4	22	0	67	3	2	6	.407	.339
ATLANTA	.247	231	31	57	102	14	2	9	37	1	2	2	26	0	64	1	1	5	.442	.326
LOS ANGELES	.234	265	42	62	115	12	1	13	41	1	2	2	37	4	79	0	1	6	.434	.330
SAN DIEGO	.231	255	35	59	104	15	0	10	38	0	1	4	27	1	89	1	3	5	.408	.314
SAN FRANCISCO	.230	318	46	73	131	18	2	12	46	1	3	1	36	3	105	0	0	6	.412	.307
ARIZONA	.221	226	32	50	93	7	0	12	39	0	5	24	1	74	1	1	4	4	.412	.310
ST. LOUIS	.219	237	26	52	94	8	2	10	36	0	2	4	22	0	67	3	1	7	.397	.294
CHICAGO	.215	205	21	44	72	8	1	6	38	1	4	4	27	1	75	0	1	2	.351	.313
MIAMI	.214	252	38	54	92	11	0	9	21	1	2	1	34	1	82	2	1	5	.365	.308
NEW YORK	.212	226	27	48	87	12	0	9	38	3	1	3	33	2	68	2	1	8	.385	.319
PHILADELPHIA	.203	286	29	58	99	12	1	9	26	0	1	2	19	0	98	2	0	6	.346	.256
COLORADO	.191	267	33	51	105	13	1	13	40	1	2	1	28	1	104	3	0	7	.393	.268
MILWAUKEE	.191	262	28	50	89	15	0	8	30	0	5	6	40	1	99	1	0	6	.340	.307
CINCINNATI	.181	270	28	49	89	9	2	9	30	0	1	9	30	2	95	2	2	4	.330	.284
TOTALS	.224	3769	493	844	1496	188	16	144	542	12	28	49	436	21	1217	22	15	83	.397	.310

2019 National League Batting Leaders

BATTING AVERAGE

.329	Yelich,C	MIL
.329	Marte,K	ARI
.319	Rendon,A	WSH
.318	McNeil,J	NY
.315	Arenado,N	COL
.314	Blackmon,C	COL
.314	Reynolds,B	PIT
.308	Newman,K	PIT
.305	Bellinger,C	LA
.298	Turner,T	WSH

RUNS

127	Acuna,R	ATL
121	Bellinger,C	LA
117	Rendon,A	WSH
113	Freeman,F	ATL
112	Blackmon,C	COL
111	Story,T	COL
110	Soto,J	WSH
108	Bryant,K	CHI
103	Alonso,P	NY
103	Eaton,A	WSH

DOUBLES

44	Seager,C	LA
44	Rendon,A	WSH
43	Albies,O	ATL
42	Blackmon,C	COL
38	Baez,J	CHI
38	McNeil,J	NY
38	Story,T	COL
37	(05) PLAYERS	TIED

WALKS

116	Hoskins,R	PHI
109	Grandal,Y	MIL
108	Soto,J	WSH
100	Donaldson,J	ATL
99	Harper,B	PHI
95	Bellinger,C	LA
90	Muncy,M	LA
87	Freeman,F	ATL
84	Conforto,M	NY
83	Belt,B	SF

OUTFIELD ASSISTS

13	Renfroe,H	SD
13	Harper,B	PHI
12	Robles,V	WSH
10	Dyson,J	ARI
10	Bellinger,C	LA
10	Acuna,R	ATL
9	Anderson,B	MIA
8	(04) PLAYERS	TIED

DAY BATTING AVG

.361	Marte,K	ARI
.349	Yelich,C	MIL
.348	Newman,K	PIT
.345	Rendon,A	WSH
.342	Rizzo,A	CHI
.323	Ramos,W	NY
.312	Hernandez,C	PHI
.303	Reynolds,B	PIT
.299	Rosario,A	NY
.297	Albies,O	ATL

HOME RUNS

53	Alonso,P	NY
49	Suarez,E	CIN
47	Bellinger,C	LA
44	Yelich,C	MIL
41	Acuna,R	ATL
41	Arenado,N	COL
38	Schwarber,K	CHI
38	Freeman,F	ATL
37	Bell,J	PIT
37	Donaldson,J	ATL

HITS

189	Albies,O	ATL
187	Marte,K	ARI
185	Arenado,N	COL
182	Blackmon,C	COL
177	Rosario,A	NY
176	Freeman,F	ATL
175	Acuna,R	ATL
174	Rendon,A	WSH
173	Story,T	COL
172	Castro,S	MIA

TRIPLES

10	Escobar,E	ARI
9	Marte,K	ARI
8	Albies,O	ATL
7	Edman,T	STL
7	Frazier,A	PIT
7	Ervin,P	CIN
7	Rosario,A	NY
7	Eaton,A	WSH
7	Blackmon,C	COL
6	(04) PLAYERS	TIED

ON-BASE PERCENTAGE

.429	Yelich,C	MIL
.412	Rendon,A	WSH
.406	Bellinger,C	LA
.405	Rizzo,A	CHI
.401	Soto,J	WSH
.389	Freeman,F	ATL
.389	Marte,K	ARI
.384	McNeil,J	NY
.382	Bryant,K	CHI
.380	Grandal,Y	MIL

HOME BATTING AVG

.379	Blackmon,C	COL
.354	Rizzo,A	CHI
.351	Arenado,N	COL
.347	Marte,K	ARI
.347	Yelich,C	MIL
.328	Story,T	COL
.317	Rendon,A	WSH
.311	Soto,J	WSH
.310	McNeil,J	NY
.310	Albies,O	ATL

NIGHT BATTING AVG

.333	Arenado,N	COL
.326	McNeil,J	NY
.324	Blackmon,C	COL
.321	Marte,S	PIT
.319	Reynolds,B	PIT
.318	Yelich,C	MIL
.312	Marte,K	ARI
.309	Turner,J	LA
.308	Bellinger,C	LA
.306	Freeman,F	ATL

RUNS BATTED IN

126	Rendon,A	WSH
121	Freeman,F	ATL
120	Alonso,P	NY
118	Arenado,N	COL
118	Escobar,E	ARI
116	Bell,J	PIT
115	Bellinger,C	LA
114	Harper,B	PHI
110	Soto,J	WSH
103	Suarez,E	CIN

TOTAL BASES

351	Bellinger,C	LA
348	Alonso,P	NY
343	Arenado,N	COL
337	Marte,K	ARI
334	Blackmon,C	COL
329	Suarez,E	CIN
328	Yelich,C	MIL
328	Freeman,F	ATL
326	Story,T	COL
326	Rendon,A	WSH

STOLEN BASES

37	Acuna,R	ATL
35	Turner,T	WSH
30	Yelich,C	MIL
30	Dyson,J	ARI
28	Robles,V	WSH
25	Marte,S	PIT
24	Wong,K	STL
23	Story,T	COL
20	Margot,M	SD
19	Rosario,A	NY

SLUGGING PERCENTAGE

.671	Yelich,C	MIL
.629	Bellinger,C	LA
.598	Rendon,A	WSH
.592	Marte,K	ARI
.583	Arenado,N	COL
.583	Alonso,P	NY
.576	Blackmon,C	COL
.572	Suarez,E	CIN
.569	Bell,J	PIT
.554	Story,T	COL

ROAD BATTING AVG

.350	Newman,K	PIT
.335	Reynolds,B	PIT
.325	McNeil,J	NY
.323	Rosario,A	NY
.322	Iglesias,J	CIN
.321	Rendon,A	WSH
.321	Turner,J	LA
.316	Wong,K	STL
.313	Freeman,F	ATL
.313	Marte,K	ARI

VS RIGHTY AVG

.358	Yelich,C	MIL
.334	Reynolds,B	PIT
.327	Marte,K	ARI
.320	Rendon,A	WSH
.320	McNeil,J	NY
.318	Bellinger,C	LA
.318	Blackmon,C	COL
.316	Newman,K	PIT
.315	Arenado,N	COL
.310	Freeman,F	ATL

MULTI-HIT GAMES

59	Marte,K	ARI
55	Albies,O	ATL
55	Rendon,A	WSH
53	McNeil,J	NY
53	Arenado,N	COL
50	Turner,T	WSH
50	Escobar,E	ARI
50	Freeman,F	ATL
50	Blackmon,C	COL
49	Hernandez,C	PHI

GRAND SLAMS

2 (16) PLAYERS

HITTING STREAKS

26	Ramos,W	NY
08/03 - 09/03		
19	Newman,K	PIT
06/07 - 06/29		
19	Yelich,C	MIL
07/06 - 08/01		
18	Yelich,C	MIL
06/01 - 06/21		
17	(02) STREAKS	TIED

EXTRA-BASE HITS

85	Alonso,P	NY
84	Bellinger,C	LA
81	Rendon,A	WSH
81	Blackmon,C	COL
78	Story,T	COL
77	Marte,K	ARI
77	Bell,J	PIT
76	Yelich,C	MIL
75	Albies,O	ATL
74	(03) PLAYERS	TIED

RISP BATTING AVG

.385	Blackmon,C	COL
.365	Rendon,A	WSH
.358	Freeman,F	ATL
.357	Harper,B	PHI
.350	McNeil,J	NY
.338	Albies,O	ATL
.337	Rojas,M	MIA
.336	Bell,J	PIT
.333	Baez,J	CHI
.331	Marte,S	PIT

VS LEFTY AVG

.389	Albies,O	ATL
.346	Ramos,W	NY
.333	Marte,K	ARI
.323	Castro,S	MIA
.316	Turner,T	WSH
.316	Rendon,A	WSH
.315	Machado,M	SD
.315	Arenado,N	COL
.314	Story,T	COL
.312	(02) PLAYERS	TIED

CAUGHT STEALING

10	Rosario,A	NY
9	Acuna,R	ATL
9	Robles,V	WSH
8	Newman,K	PIT
8	Story,T	COL
8	Cain,L	MIL
7	Baez,J	CHI
7	Myers,W	SD
6	(05) PLAYERS TIED	

GROUNDED INTO DP

24	Machado,M	SD
23	Castro,S	MIA
21	Ozuna,M	STL
18	Posey,B	SF
17	Iglesias,J	CIN
17	Freeman,F	ATL
16	Baez,J	CHI
16	Grandal,Y	MIL
16	Ramos,W	NY
16	Cano,R	NY

HARDEST TO FAN
(PLATE APP. PER SO)

8.6	Newman,K	PIT
8.5	Rojas,M	MIA
8.5	Segura,J	PHI
8.1	Frazier,A	PIT
7.6	Ramos,W	NY
7.6	Iglesias,J	CIN
7.6	McNeil,J	NY
7.5	Rendon,A	WSH
7.3	Marte,K	ARI
7.3	Pillar,K	SF

EARNED RUN AVERAGE

2.32	Ryu,H	LA
2.43	Degrom,J	NY
2.68	Soroka,M	ATL
2.75	Flaherty,J	STL
2.87	Gray,S	CIN
2.92	Scherzer,M	WSH
3.03	Kershaw,C	LA
3.25	Corbin,P	WSH
3.26	Buehler,W	LA
3.32	Strasburg,S	WSH

GAMES STARTED

34	Nola,A	PHI
34	Bumgarner,M	SF
33	Flaherty,J	STL
33	Ray,R	ARI
33	Corbin,P	WSH
33	Teheran,J	ATL
33	Strasburg,S	WSH
32	(08) PLAYERS	TIED

STRIKEOUTS

255	Degrom,J	NY
251	Strasburg,S	WSH
243	Scherzer,M	WSH
238	Corbin,P	WSH
235	Ray,R	ARI
231	Flaherty,J	STL
229	Darvish,Y	CHI
229	Nola,A	PHI
226	Castillo,L	CIN
215	Buehler,W	LA

SACRIFICE BUNTS

15	Kershaw,C	LA
13	Maeda,K	LA
12	Ryu,H	LA
12	Gray,S	CIN
10	Marquez,G	COL
9	Flaherty,J	STL
9	Eaton,A	WSH
9	Gray,J	COL
9	Quintana,J	CHI
8	Musgrove,J	PIT

INTENTIONAL WALKS

21	Bellinger,C	LA
19	Francisco,M	PHI
16	Yelich,C	MIL
13	Bell,J	PIT
11	Arenado,N	COL
11	Harper,B	PHI
11	Freeman,F	ATL
10	Kelly,C	ARI
8	Rendon,A	WSH
7	(02) PLAYERS TIED	

RBI RATIO
(AT BATS PER RBI)

4.3	Rendon,A	WSH
4.5	Bell,J	PIT
4.9	Bellinger,C	LA
4.9	Soto,J	WSH
4.9	Freeman,F	ATL
5.0	Muncy,M	LA
5.0	Alonso,P	NY
5.0	Arenado,N	COL
5.0	Harper,B	PHI
5.0	Yelich,C	MIL

2019 National League Pitching Leaders

WINS

18	Strasburg,S	WSH
17	Fried,M	ATL
16	Hudson,D	STL
16	Kershaw,C	LA
15	Castillo,L	CIN
14	Ryu,H	LA
14	Buehler,W	LA
14	Corbin,P	WSH
14	Wainwright,A	STL
13	(04) PLAYERS	TIED

COMPLETE GAMES

2	Alcantara,S	MIA
2	Eflin,Z	PHI
2	Buehler,W	LA
1	(12) PLAYERS TIED	

WINNING PERCENTAGE

.778	Buehler,W	LA (14-04)
.765	Soroka,M	ATL (13-04)
.762	Kershaw,C	LA (16-05)
.750	Strasburg,S	WSH (18-06)
.739	Fried,M	ATL (17-06)
.737	Ryu,H	LA (14-05)
.706	Marquez,G	COL (12-05)
.696	Hudson,D	STL (16-07)
.667	Corbin,P	WSH (14-07)
.652	Castillo,L	CIN (15-08)

SACRIFICE FLIES

12	Ahmed,N	ARI
10	Escobar,E	ARI
9	Rendon,A	WSH
9	Castro,S	MIA
8	Realmutto,J	PHI
8	Arenado,N	COL
7	Bell,J	PIT
6	(12) PLAYERS TIED	

HIT BY PITCH

27	Rizzo,A	CHI
25	Robles,V	WSH
25	Dietrich,D	CIN
22	Locastro,T	ARI
21	Alonso,P	NY
21	McNeil,J	NY
16	Marte,S	PIT
15	Bryant,K	CHI
14	Anderson,B	MIA
14	Turner,J	LA

HOME RUN RATIO
(AT BATS PER HOME RUN)

11.1	Yelich,C	MIL
11.3	Alonso,P	NY
11.7	Suarez,E	CIN
11.9	Bellinger,C	LA
12.5	Pederson,J	LA
13.9	Muncy,M	LA
13.9	Schwarber,K	CHI
14.2	Bell,J	PIT
14.3	Arenado,N	COL
14.8	Donaldson,J	ATL

WINNING STREAKS

10	Soroka,M	ATL
04/24 - 07/14		
10	Gant,J	STL
03/29 - 08/31		
8	Scherzer,M	WSH
06/02 - 09/08		
8	Sanchez,A	WSH
05/29 - 08/23		
7	(09) STREAKS TIED	

GAMES

83	Claudio,A	MIL
78	Suero,W	WSH
77	Chafin,A	ARI
76	Stammen,C	SD
73	Ryan,K	CHI
73	Lorezen,M	CIN
73	Miller,A	STL
72	Rodriguez,R	PIT
72	Hughes,J	PHI
72	Guerra,J	MIL

SHUTOUTS

2	Alcantara,S	MIA
1	Ryu,H	LA
1	Eflin,Z	PHI
1	Marquez,G	COL
1	Syndergaard,N	NY
1	Mikolas,M	STL
1	Corbin,P	WSH
1	Matz,S	NY
1	Hendricks,K	CHI
1	Vargas,J	PHI

STRIKEOUTS

189	Suarez,E	CIN
188	Acuna,R	ATL
183	Alonso,P	NY
178	Harper,B	PHI
174	Story,T	COL
173	Hoskins,R	PHI
168	Myers,W	SD
166	Goldschmid,P	STL
163	Hosmer,E	SD
160	McMahon,R	COL

AT-BATS

640	Albies,O	ATL
636	Castro,S	MIA
636	Escobar,E	ARI
626	Acuna,R	ATL
619	Hosmer,E	SD
616	Rosario,A	NY
612	Hernandez,C	PHI
597	Alonso,P	NY
597	Goldschmid,P	STL
597	Freeman,F	ATL

GAMES

162	Castro,S	MIA
161	Alonso,P	NY
161	Hernandez,C	PHI
161	Goldschmid,P	STL
160	Hoskins,R	PHI
160	Albies,O	ATL
160	Hosmer,E	SD
159	DeJong,P	STL
159	Suarez,E	CIN
158	(03) PLAYERS TIED	

SAVES

41	Yates,K	SD
37	Hader,J	MIL
34	Iglesias,R	CIN
34	Smith,W	SF
33	Jansen,K	LA
29	Doolittle,S	WSH
28	Neris,H	PHI
28	Vazquez,F	PIT
26	Diaz,E	NY
24	Martinez,C	STL

INNINGS PITCHED

209.0	Strasburg,S	WSH
207.2	Bumgarner,M	SF
204.0	Degrom,J	NY
202.1	Nola,A	PHI
202.0	Corbin,P	WSH
197.2	Syndergaard,N	NY
197.1	Alcantara,S	MIA
196.1	Flaherty,J	STL
195.1	Wheeler,Z	NY
190.2	Castillo,L	CIN

OPP AVERAGE AGAINST

.192	Flaherty,J	STL
.196	Gray,S	CIN
.202	Castillo,L	CIN
.207	Degrom,J	NY
.210	Strasburg,S	WSH
.213	Darvish,Y	CHI
.222	Scherzer,M	WSH
.222	Kershaw,C	LA
.223	Buehler,W	LA
.225	Samardzija,J	SF

HOME ERA

1.93	Ryu,H	LA
2.04	Hendricks,K	CHI
2.31	Matz,S	NY
2.37	Flaherty,J	STL
2.40	Corbin,P	WSH
2.50	Degrom,J	NY
2.56	Wainwright,A	STL
2.56	Lucchesi,J	SD
2.75	Hudson,D	STL
2.86	Buehler,W	LA

HITS ALLOWED

205	Lester,J	CHI
196	Wheeler,Z	NY
194	Syndergaard,N	NY
193	Mikolas,M	STL
191	Bumgarner,M	SF
191	Quintana,J	CHI
184	Kelly,M	ARI
181	Wainwright,A	STL
179	Alcantara,S	MIA
176	Nola,A	PHI

WILD PITCHES

14	Marquez,G	COL
11	Darvish,Y	CHI
11	Fried,M	ATL
11	Quintana,J	CHI
10	Kelly,J	LA
9	Guerrero,T	MIA
9	Beede,T	SF
9	Andriese,M	ARI
8	(03) PLAYERS TIED	

BALKS

3	Castillo,L	CIN
3	Senzatela,A	COL
3	Jansen,K	LA
3	Sanchez,A	WSH
2	Lopez,P	MIA
2	Mikolas,M	STL
2	Neris,H	PHI
2	Andriese,M	ARI
1	(51) PLAYERS TIED	

BATTING AVERAGE

.317	Tatis,F	SD
.314	Reynolds,B	PIT
.308	Newman,K	PIT
.304	Edman,T	STL
.303	Hiura,K	MIL
.294	Verdugo,A	LA
.276	Ramirez,H	MIA
.273	Berti,J	MIA
.272	Yastrzemsk,M	SF
.265	Mejia,F	SD

RUNS

103	Alonso,P	NY
86	Robles,V	WSH
86	Walker,C	ARI
83	Reynolds,B	PIT
64	Yastrzemsk,M	SF
61	Tatis,F	SD
61	Newman,K	PIT
59	Edman,T	STL
55	Senzel,N	CIN
54	Ramirez,H	MIA

ROAD ERA

1.55	Soroka,M	ATL
2.34	Degrom,J	NY
2.71	Gray,S	CIN
2.72	Ryu,H	LA
2.94	Davies,Z	MIL
3.09	Darvish,Y	CHI
3.13	Flaherty,J	STL
3.39	Strasburg,S	WSH
3.40	Syndergaard,N	NY
3.48	Sanchez,A	WSH

LOSSES

14	Alcantara,S	MIA
14	Mikolas,M	STL
14	Kelly,M	ARI
13	Eflin,Z	PHI
12	Richards,T	MIA
12	Iglesias,R	CIN
12	Mahle,T	CIN
12	Musgrove,J	PIT
12	Samardzija,J	SF
11	(07) PLAYERS	TIED

HIT BATSMEN

14	Teheran,J	ATL
12	Mikolas,M	STL
11	Lopez,P	MIA
11	Darvish,Y	CHI
11	Nola,A	PHI
10	Agrazal,D	PIT
10	Bumgarner,M	SF
10	Strasburg,S	WSH
9	(08) PLAYERS TIED	

WALKS

86	Hudson,D	STL
84	Ray,R	ARI
83	Teheran,J	ATL
81	Alcantara,S	MIA
80	Nola,A	PHI
79	Castillo,L	CIN
70	Corbin,P	WSH
68	Gray,S	CIN
64	Wainwright,A	STL
63	Vargas,J	PHI

HOME RUNS

53	Alonso,P	NY
29	Walker,C	ARI
22	Tatis,F	SD
21	Yastrzemsk,M	SF
19	Hiura,K	MIL
19	Aquino,A	CIN
18	Riley,A	ATL
17	Robles,V	WSH
16	Reynolds,B	PIT
15	Smith,W	LA

HITS

155	Alonso,P	NY
154	Reynolds,B	PIT
152	Newman,K	PIT
139	Robles,V	WSH
137	Walker,C	ARI
116	Ramirez,H	MIA
106	Tatis,F	SD
101	Verdugo,A	LA
101	Yastrzemsk,M	SF
99	Edman,T	STL

DAY ERA

0.74	Ryu,H	LA
1.48	Flaherty,J	STL
1.91	Teheran,J	ATL
2.33	Alcantara,S	MIA
2.61	Hamels,C	CHI
2.75	Scherzer,M	WSH
2.79	Strasburg,S	WSH
2.98	Greinke,Z	ARI
3.01	Syndergaard,N	NY
3.14	Soroka,M	ATL

HOME RUNS ALLOWED

33	Darvish,Y	CHI
33	Smith,C	MIA
30	Ray,R	ARI
30	Bumgarner,M	SF
29	Marquez,G	COL
29	Kelly,M	ARI
29	DeSclafani,A	CIN
28	Eflin,Z	PHI
28	Samardzija,J	SF
28	Kershaw,C	LA

EARNED RUNS

94	Syndergaard,N	NY
93	Senzatela,A	COL
92	Marquez,G	COL
90	Kelly,M	ARI
90	Bumgarner,M	SF
89	Quintana,J	CHI
87	Nola,A	PHI
87	Williams,T	PIT
86	Wheeler,Z	NY
85	(03) PLAYERS TIED	

RUNS ALLOWED

101	Syndergaard,N	NY
101	Lester,J	CHI
100	Quintana,J	CHI
99	Senzatela,A	COL
99	Bumgarner,M	SF
98	Musgrove,J	PIT
96	Marquez,G	COL
95	Kelly,M	ARI
94	Alcantara,S	MIA
93	(02) PLAYERS TIED	

RUNS BATTED IN

120	Alonso,P	NY
73	Walker,C	ARI
68	Reynolds,B	PIT
65	Robles,V	WSH
64	Newman,K	PIT
55	Yastrzemsk,M	SF
53	Tatis,F	SD
50	Ramirez,H	MIA
49	Hiura,K	MIL
49	Riley,A	ATL

TOTAL BASES

348	Alonso,P	NY
252	Walker,C	ARI
247	Reynolds,B	PIT
229	Robles,V	WSH
220	Newman,K	PIT
197	Tatis,F	SD
192	Yastrzemsk,M	SF
179	Hiura,K	MIL
175	Ramirez,H	MIA
163	(02) PLAYERS TIED	

NIGHT ERA

2.50	Soroka,M	ATL
2.67	Degrom,J	NY
2.78	Gray,S	CIN
2.96	Buehler,W	LA
2.97	Samardzija,J	SF
3.04	Scherzer,M	WSH
3.11	Ryu,H	LA
3.13	Kershaw,C	LA
3.16	Paddack,C	SD
3.26	Corbin,P	WSH

FEWEST WALKS PER 9 INN

1.2	Ryu,H	LA
1.6	Mikolas,M	STL
1.6	Hendricks,K	CHI
1.7	Scherzer,M	WSH
1.8	Marquez,G	COL
1.8	Buehler,W	LA
1.9	Bumgarner,M	SF
1.9	Degrom,J	NY
2.1	Musgrove,J	PIT
2.1	Kershaw,C	LA

STRIKEOUTS PER 9 INN

12.7	Scherzer,M	WSH
12.1	Ray,R	ARI
11.5	Darvish,Y	CHI
11.3	Degrom,J	NY
10.8	Strasburg,S	WSH
10.7	Castillo,L	CIN
10.6	Buehler,W	LA
10.6	Corbin,P	WSH
10.6	Flaherty,J	STL
10.5	Gray,S	CIN

GAMES FINISHED

55	Iglesias,R	CIN
55	Doolittle,S	WSH
52	Smith,W	SF
51	Yates,K	SD
51	Jansen,K	LA
49	Neris,H	PHI
48	Diaz,E	NY
47	Vazquez,F	PIT
46	Haeder,J	MIL
38	Martinez,C	STL

2019 National League Rookie Batting Leaders

MULTI-HIT GAMES

45	Reynolds,B	PIT
44	Alonso,P	NY
38	Newman,K	PIT
37	Walker,C	ARI
34	Robles,V	WSH
33	Tatis,F	SD
31	Edman,T	STL
28	Senzel,N	CIN
28	Verdugo,A	LA
28	Ramirez,H	MIA

GRAND SLAMS

1	Smith,W	LA
1	Edman,T	STL
1	Riley,A	ATL
1	Thomas,L	STL
1	Newman,K	PIT
1	Walker,C	ARI
1	Davis,T	CHI

DOUBLES

37	Reynolds,B	PIT
33	Robles,V	WSH
30	Alonso,P	NY
26	Walker,C	ARI
23	Hiura,K	MIL
22	Verdugo,A	LA
22	Yastrzemsk,M	SF
20	Senzel,N	CIN
20	Ramirez,H	MIA
20	Newman,K	PIT

WALKS

72	Alonso,P	NY
67	Walker,C	ARI
46	Reynolds,B	PIT
35	Robles,V	WSH
32	Yastrzemsk,M	SF
30	Senzel,N	CIN
30	Tatis,F	SD
29	VanMeter,J	CIN
28	Newman,K	PIT
26	Verdugo,A	LA

OUTFIELD ASSISTS

12	Robles,V	WSH
6	Verdugo,A	LA
4	Senzel,N	CIN
4	Reynolds,B	PIT
4	Naylor,J	SD
4	Haseley,A	PHI
4	Daza,Y	COL
3	(04) PLAYERS TIED	

TRIPLES

7	Edman,T	STL
6	Tatis,F	SD
6	Newman,K	PIT
4	Senzel,N	CIN
4	Reynolds,B	PIT
4	Hampson,G	COL
3	Tucker,C	PIT
3	Robles,V	WSH
3	Ramirez,H	MIA
3	Yastrzemsk,M	SF

ON-BASE PERCENTAGE

.379	Tatis,F	SD
.377	Reynolds,B	PIT
.368	Hiura,K	MIL
.358	Alonso,P	NY
.357	Locastro,T	ARI
.353	Newman,K	PIT
.350	Edman,T	STL
.348	Berti,J	MIA
.348	Walker,C	ARI
.342	Verdugo,A	LA

STOLEN BASES

28	Robles,V	WSH
17	Locastro,T	ARI
17	Berti,J	MIA
16	Tatis,F	SD
16	Newman,K	PIT
15	Edman,T	STL
15	Hampson,G	COL
14	Senzel,N	CIN
9	Hiura,K	MIL
9	VanMeter,J	CIN

SLUGGING PERCENTAGE

.590	Tatis,F	SD
.583	Alonso,P	NY
.570	Hiura,K	MIL
.518	Yastrzemsk,M	SF
.503	Reynolds,B	PIT
.500	Edman,T	STL
.476	Walker,C	ARI
.475	Verdugo,A	LA
.471	Hiura,K	ATL
.458	Beaty,M	LA

HITTING STREAKS

19	Newman,K	PIT
	06/07 - 06/29	
17	Reynolds,B	PIT
	05/23 - 06/09	
15	Hiura,K	MIL
	07/07 - 07/27	
14	Tatis,F	SD
	07/26 - 08/10	
13	Newman,K	PIT
	09/05 - 09/19	

EXTRA-BASE HITS

85	Alonso,P	NY
57	Reynolds,B	PIT
56	Walker,C	ARI
53	Robles,V	WSH
46	Yastrzemsk,M	SF
44	Hiura,K	MIL
41	Tatis,F	SD
38	Newman,K	PIT
36	Senzel,N	CIN
36	Verdugo,A	LA

2019 National League Rookie Pitching Leaders

EARNED RUN AVERAGE

2.68	Soroka,M	ATL
3.33	Paddack,C	SD
3.35	Hudson,D	STL
3.56	Young,A	ARI
3.72	Houser,A	MIL
3.88	Alcantara,S	MIA
4.42	Kelly,M	ARI
5.08	Beede,T	SF
5.16	Quantrill,C	SD
5.31	Clarke,T	ARI

GAMES STARTED

32	Alcantara,S	MIA
32	Hudson,D	STL
32	Kelly,M	ARI
29	Soroka,M	ATL
26	Paddack,C	SD
22	Beede,T	SF
19	Lambert,P	COL
18	Quantrill,C	SD
18	Houser,A	MIL
16	Anderson,S	SF

STRIKEOUTS

158	Kelly,M	ARI
153	Paddack,C	SD
151	Alcantara,S	MIA
142	Soroka,M	ATL
136	Hudson,D	STL
117	Houser,A	MIL
113	Beede,T	SF
96	Gallen,Z	ARI
93	Gallegos,G	STL
89	Quantrill,C	SD

WINS

16	Hudson,D	STL
13	Soroka,M	ATL
13	Kelly,M	ARI
9	Paddack,C	SD
7	Young,A	ARI
6	Alcantara,S	MIA
6	Suarez,R	PHI
6	Quantrill,C	SD
6	Houser,A	MIL
6	Diaz,J	COL

COMPLETE GAMES

2	Alcantara,S	MIA
---	-------------	-----

WINNING PERCENTAGE

.765	Soroka,M	ATL (13-04)
.696	Hudson,D	STL (16-07)
.563	Paddack,C	SD (09-07)
.481	Kelly,M	ARI (13-14)
.333	Beede,T	SF (05-10)
.300	Alcantara,S	MIA (06-14)

WINNING STREAKS

10	Soroka,M	ATL
	04/24 - 07/14	
5	Hudson,D	STL
	08/14 - 09/05	
4	(09) STREAKS TIED	

GAMES

70	Lopez,Y	ARI
66	Gallegos,G	STL
56	Diaz,J	COL
52	Rainey,T	WSH
52	Kinley,T	MIA
51	Wingenter,T	SD
45	Anderson,N	MIA
44	Wick,B	CHI
37	Garcia,E	PHI
37	Suarez,R	PHI

SHUTOUTS

2	Alcantara,S	MIA
---	-------------	-----

SAVES

5	Diaz,J	COL
2	Ginkel,K	ARI
2	Webb,J	ATL
2	Anderson,S	SF
2	Wick,R	CHI
1	(20) PLAYERS	TIED

INNINGS PITCHED

197.1	Alcantara,S	MIA
183.1	Kelly,M	ARI
174.2	Soroka,M	ATL
174.2	Hudson,D	STL
140.2	Paddack,C	SD
117.0	Beede,T	SF
111.1	Houser,A	MIL
103.0	Quantrill,C	SD
96.0	Anderson,S	SF
89.1	Lambert,P	COL

OPP AVERAGE AGAINST

.204	Paddack,C	SD
.229	Young,A	ARI
.236	Soroka,M	ATL
.241	Alcantara,S	MIA
.244	Houser,A	MIL
.245	Hudson,D	STL
.260	Kelly,M	ARI
.260	Quantrill,C	SD
.263	Clarke,T	ARI
.271	Beede,T	SF

FINAL AMERICAN LEAGUE STATS
2019 American League Batting

Club	avg	g	ab	r	or	h	tb	2b	3b	hr	gs	rbi	sh	sf	hp	bb	ibb	so	gi				slg	obp	
																			sb	cs	dp	lob sho			
HOU	.274	162	5613	920	640	1538	2781	323	28	288	11	891	10	57	66	645	17	1166	67	27	146	1168	6	.495	.352
MIN	.270	162	5732	939	754	1547	2832	318	23	307	2	906	10	41	81	525	21	1334	28	21	101	1115	3	.494	.338
BOS	.269	162	5770	901	828	1554	2688	345	27	245	4	857	20	44	49	590	36	1382	68	30	127	1170	6	.466	.340
NYY	.267	162	5583	943	739	1493	2735	290	17	306	7	904	10	33	49	569	18	1437	55	22	113	1039	2	.490	.339
CHW	.261	161	5529	708	832	1443	2289	260	20	182	9	676	36	32	66	378	13	1549	63	28	114	1071	12	.414	.314
TB	.254	162	5628	769	656	1427	2427	291	29	217	4	730	8	34	73	542	20	1493	94	37	114	1130	6	.431	.325
CLE	.250	162	5425	769	657	1354	2345	286	18	223	4	731	40	46	50	563	30	1332	103	35	110	1072	14	.432	.323
OAK	.249	162	5561	845	680	1384	2493	292	23	257	4	800	7	36	87	578	17	1338	49	21	140	1081	3	.448	.327
TEX	.248	162	5540	810	878	1374	2387	296	24	223	7	765	17	44	67	534	18	1578	131	38	98	1066	6	.431	.319
LAA	.247	162	5542	769	868	1368	2338	268	21	220	4	734	4	42	67	586	29	1276	65	20	143	1125	11	.422	.324
KC	.247	162	5496	691	869	1356	2203	281	40	162	3	655	24	42	59	456	17	1405	117	39	113	1056	12	.401	.309
BAL	.246	162	5596	729	981	1379	2320	252	25	213	3	698	22	37	71	462	8	1435	84	30	111	1063	8	.415	.310
DET	.240	161	5549	582	915	1333	2154	260	41	149	4	556	9	42	48	391	14	1595	50	20	108	1069	14	.388	.294
SEA	.237	162	5500	758	893	1305	2332	254	28	239	4	730	14	37	58	588	7	1581	115	47	83	1080	11	.424	.316
TOR	.236	162	5493	726	828	1299	2352	270	21	247	8	697	14	28	45	509	10	1514	51	20	107	1003	12	.428	.305
Totals	.253		83557		12018		36676		385	78		245		936		275		1147		1728		126		.439	
		1214		11859		21154		4318		3478		11330		595		7916		21415		435		16308			

2019 American League Pitching

Club	w	l	era	g	cg	sho	rel	sv	ip	h	r	er	hr	hb	bb	ibb	so	wp	bk	avg	opp
HOU	107	55	3.66	162	2	14	492	47	1462.1	1205	640	595	230	41	448	0	1671	41	8	.221	
CLE	93	69	3.76	162	6	16	522	42	1437.2	1308	657	601	207	62	450	19	1508	42	2	.240	
OAK	97	65	3.97	162	1	12	547	45	1465.0	1342	680	646	201	66	477	19	1299	74	4	.242	
MIN	101	61	4.18	162	1	10	524	50	1463.1	1456	754	680	198	61	452	10	1463	71	5	.257	
NYY	103	59	4.31	162	1	9	545	50	1443.0	1374	739	691	248	44	507	12	1534	55	5	.248	
BOS	84	78	4.70	162	1	8	632	33	1471.0	1423	828	768	215	76	605	22	1633	81	6	.251	
TOR	67	95	4.79	162	1	7	591	33	1440.1	1450	828	767	228	69	604	25	1332	70	6	.259	
CHW	72	89	4.90	161	6	7	536	33	1412.2	1438	832	769	238	51	582	30	1312	71	5	.263	
SEA	68	94	4.99	162	3	4	538	34	1439.1	1484	893	798	260	51	505	25	1239	75	4	.263	
TEX	78	84	5.06	162	4	9	499	33	1438.0	1515	878	808	241	70	583	11	1379	68	3	.269	
LAA	72	90	5.12	162	0	2	589	32	1442.2	1417	868	820	267	82	576	11	1404	98	9	.254	
KC	59	103	5.20	162	1	7	520	37	1425.0	1525	869	824	221	81	582	25	1230	59	5	.273	
DET	47	114	5.24	161	0	3	577	31	1433.0	1555	915	835	250	69	536	24	1368	66	7	.275	
BAL	54	108	5.59	162	0	5	533	27	1443.0	1544	981	897	305	80	561	11	1248	75	6	.271	
Totals	1198	1230	4.60	1214	27	125	8248	573	21690.2	21310	12018	11097	3490	963	7921	271	21241	1005	82	.255	


2019 AMERICAN LEAGUE FIELDING

Club	pct	g	po	a	e	tc	dp	tp	pb
HOU	.988	162	4387	1353	71	5811	97	0	7
KC	.988	162	4275	1505	73	5853	152	0	10
OAK	.987	162	4395	1464	80	5939	123	0	19
CLE	.985	162	4313	1322	83	5718	111	0	2
TB	.985	162	4423	1414	87	5924	129	0	16
BOS	.985	162	4413	1436	88	5937	115	0	15
LAA	.984	162	4328	1469	92	5889	118	0	11
TOR	.984	162	4321	1503	96	5920	141	0	9
NYY	.982	162	4329	1347	102	5778	135	0	13
TEX	.982	162	4314	1364	105	5783	143	0	11
BAL	.982	162	4329	1442	108	5879	156	0	16
DET	.981	161	4299	1452	110	5861	127	0	16
MIN	.981	162	4390	1405	111	5906	129	2	15
CHW	.980	161	4238	1525	117	5880	170	1	13
SEA	.978	162	4318	1490	132	5940	146	0	7
Totals	.983	1214	65072	21491	1455	88018	1992	3	180

2019 American League Club Miscellaneous

Club	vsLH	vsRH	grass	turf	day	night	1-run	x-inn	vsNL	doubleheaders			attendance	
										w	l	s	home	road
BALTIMORE	21-41	33-67	45-96	9-12	21-39	33-69	11-22	2-8	7-13	0	2	2	1,307,807	1,985,773
BOSTON	24-30	60-48	71-66	13-12	27-25	57-53	23-22	9-8	10-10	0	0	0	2,924,627	2,270,192
CHICAGO	28-27	44-62	68-87	4-2	28-40	44-49	14-18	4-4	6-14	0	0	3	1,649,775	1,975,145
CLEVELAND	33-22	60-47	91-65	2-4	34-26	59-43	15-16	6-7	8-12	1	0	1	1,738,642	2,020,473
DETROIT	13-24	34-90	44-110	3-4	23-47	24-67	14-22	6-10	5-15	0	1	1	1,501,430	1,961,289
HOUSTON	38-11	69-44	104-51	3-4	29-15	78-40	24-19	10-4	11-9	0	0	1	2,857,367	2,104,184
KANSAS CITY	16-27	43-76	57-98	2-5	21-40	38-63	15-25	4-9	9-11	1	0	0	1,479,659	2,025,919
LOS ANGELES	23-30	49-60	67-87	5-3	20-23	52-67	18-22	3-7	12-8	0	0	0	3,019,012	2,174,811
MINNESOTA	22-17	79-44	95-60	6-1	34-24	67-37	23-12	5-7	8-12	1	0	0	2,294,152	1,880,403
NEW YORK	33-18	70-41	93-46	10-13	43-21	60-38	18-19	7-4	12-8	3	0	0	3,304,404	2,460,729
OAKLAND	35-14	62-51	95-61	2-4	35-24	62-41	27-22	6-9	11-9	0	0	0	1,662,211	2,236,966
SEATTLE	16-36	52-58	64-92	4-2	23-33	45-61	23-26	9-4	9-11	0	0	0	1,790,061	2,150,464
TAMPA BAY	32-25	64-41	43-29	53-37	37-29	59-37	23-16	11-8	14-6	0	2	1	1,178,735	2,059,347
TEXAS	26-32	52-52	75-79	3-5	25-25	53-59	25-21	7-6	9-11	0	1	0	2,132,994	2,128,065
TORONTO	24-30	43-65	30-41	37-54	26-38	41-57	18-23	7-8	3-17	0	0	0	1,750,144	2,098,301

2019 American League Club Rank Batting

Club	avg	g	ab	r	or	h	tb	2b	3b	hr	gs	rbi	sh	sf	hp	bb	ibb	so	sb	cs	gi		lob	sho	slg	obp
																					dp	dp				
BALTIMORE	12	1	5	11	15	8	12	15	7	12	13	11	4	9	4	12	14	8	6	9	7	4	8	12	12	
BOSTON	3	1	1	4	7	1	4	1	6	6	6	4	5	3	12	2	1	6	7	9	12	15	4	4	2	
CHICAGO	5	14	11	13	9	5	13	13	13	13	2	13	2	14	7	15	12	12	10	8	10	7	11	13	11	
CLEVELAND	7	1	15	7	3	12	9	9	14	8	6	8	1	2	11	7	2	3	4	11	6	8	14	6	8	
DETROIT	13	14	8	15	14	13	15	5	1	15	6	15	12	5	14	14	11	15	11	1	5	6	14	15	15	
HOUSTON	1	1	4	3	1	3	2	2	4	3	1	3	9	1	7	1	8	1	8	7	15	14	4	1	1	
KANSAS CITY	11	1	13	14	11	11	14	10	2	14	13	14	3	5	9	13	8	7	2	14	8	3	11	14	13	
LOS ANGELES	10	1	9	7	10	10	12	11	10	6	7	15	5	5	4	3	2	9	1	14	12	9	11	7	7	
MINNESOTA	2	1	2	2	6	2	1	3	9	1	15	1	9	8	2	10	4	4	15	4	3	11	2	2	4	
NEW YORK	4	1	6	1	5	4	3	8	15	2	4	2	9	13	12	6	6	9	12	6	8	2	1	3	3	
OAKLAND	8	1	7	5	4	7	5	5	9	4	6	5	14	11	1	5	8	5	14	4	13	10	2	5	5	
SEATTLE	14	1	12	10	13	14	11	14	4	7	6	9	7	9	10	3	15	14	3	15	1	9	9	10	10	
TAMPA BAY	6	1	3	7	2	6	6	7	3	11	6	9	13	12	3	8	5	10	5	12	10	13	4	7	6	
TEXAS	9	1	10	6	12	9	7	4	8	8	4	6	6	3	5	9	6	13	1	13	2	5	4	8	9	
TORONTO	15	1	14	12	7	15	8	11	11	5	3	12	7	15	15	11	13	11	13	1	4	1	11	9	14	

2019 American League Club Rank Pitching

Club	w	l	era	g	cg	sho	rel	sv	ip	h	tbf	r	er	hr	sh	sf	hb	bb	ibb	so	wp	bk	
																							BALTIMORE
BOSTON	7	9	7	1	6	8	1	9	2	7	15	7	8	5	9	6	12	15	9	2	14	9	9
CHICAGO	9	7	9	14	1	9	9	9	15	8	6	9	9	9	12	6	3	11	15	11	9	5	5
CLEVELAND	6	10	3	1	1	1	12	6	12	3	2	3	3	4	8	2	7	2	7	5	2	1	1
DETROIT	15	1	14	14	12	14	5	14	13	15	12	14	14	12	14	11	9	8	10	9	6	12	12
HOUSTON	1	15	2	1	5	2	15	3	5	1	1	1	1	8	3	2	1	1	1	1	1	1	14
KANSAS CITY	13	3	13	1	6	9	13	7	14	13	10	11	13	6	9	14	14	11	11	15	4	5	5
LOS ANGELES	9	6	12	1	12	15	4	13	8	6	9	10	12	14	6	10	15	10	3	7	15	15	15
MINNESOTA	3	13	5	1	6	5	11	1	4	10	7	6	5	2	12	8	6	3	2	6	9	5	5
NEW YORK	2	14	6	1	6	6	7	1	6	5	4	5	6	11	1	4	2	7	6	4	3	5	5
OAKLAND	4	12	4	1	6	3	6	5	3	4	5	4	3	14	9	8	5	7	12	11	3	3	3
SEATTLE	11	5	10	1	4	13	8	8	10	11	8	13	10	13	6	11	3	6	11	14	12	3	3
TAMPA BAY	5	11	1	1	12	3	2	4	1	2	3	2	2	1	3	1	5	4	14	3	4	12	2
TEXAS	8	8	11	1	3	6	14	9	11	12	13	12	11	10	11	15	11	13	3	8	7	2	2
TORONTO	12	4	8	1	6	9	3	9	9	9	11	7	7	7	3	4	9	14	11	10	8	9	9

2019 American League Starting Pitching

Club	w	l	era	g	gs	cg	sho	ip	h	r	er	hr	hb	bb	ibb	so	wp	bk	opp avg
HOU	79	37	3.61	162	162	2	1	907.1	735	391	364	141	28	251	0	1063	20	7	.218
TB	40	35	3.64	162	162	0	0	702.1	606	305	284	80	22	191	5	796	26	5	.230
CLE	62	51	3.81	162	162	6	5	930.1	835	426	394	135	35	275	5	982	24	2	.238
OAK	68	37	4.02	162	162	1	1	886.0	844	418	396	131	41	256	5	696	37	2	.249
MIN	67	39	4.19	162	162	1	0	889.2	884	455	414	121	32	267	1	844	37	4	.257
NY Yankees	60	38	4.51	162	162	1	1	778.1	764	414	390	152	19	240	1	784	23	1	.254
BOS	50	50	4.95	162	162	1	1	806.0	824	472	443	132	38	281	4	857	25	3	.262
SEA	36	56	5.21	162	162	3	2	745.0	851	486	431	142	25	216	3	573	18	2	.283
TOR	26	68	5.25	162	162	1	0	711.1	772	458	415	110	33	286	4	595	31	3	.274
KC	39	70	5.30	162	162	1	1	860.0	926	535	506	148	53	312	4	687	33	3	.275
CHW	48	68	5.30	161	161	6	2	838.2	905	526	494	157	29	311	9	771	34	3	.275
TEX	45	60	5.37	162	162	4	1	808.0	884	513	482	136	39	305	2	757	38	0	.277
DET	23	81	5.51	161	161	0	0	792.0	898	522	485	139	41	242	4	755	27	6	.283
BAL	36	76	5.57	162	162	0	0	789.0	849	532	488	179	32	266	0	623	30	3	.271
LAA	28	60	5.64	162	162	0	0	681.0	691	448	427	144	44	257	3	640	35	7	.260
Totals	707		4.76		2428		15		12268		6413		511		50		438		.260
		826		1214		27		12125.0		6901		2047		3956		11423		51	

2019 American League Relief Pitching

Club	w	l	era	g	rg	sv	ip	h	r	er	hr	hb	bb	ibb	so	wp	bk	opp avg
TB	56	31	3.71	162	162	46	772.0	668	351	318	101	38	262	22	825	33	2	.231
HOU	28	18	3.75	162	160	47	555.0	470	249	231	89	13	197	0	608	21	1	.226
CLE	31	18	3.76	162	156	42	507.1	473	231	212	72	27	175	14	526	18	0	.244
OAK	29	28	3.89	162	161	45	579.0	498	262	250	70	25	221	14	603	37	2	.232
NY Yankees	43	21	4.08	162	161	50	664.2	610	325	301	96	25	267	11	750	32	4	.242
MIN	34	22	4.17	162	161	50	573.2	572	299	266	77	29	185	9	619	34	1	.256
CHW	24	21	4.33	161	155	33	574.0	533	306	276	81	22	271	21	541	37	2	.245
TOR	41	27	4.35	162	161	33	729.0	678	370	352	118	36	318	21	737	39	3	.244
BOS	34	28	4.40	162	161	33	665.0	599	356	325	83	38	324	18	776	56	3	.238
LAA	44	30	4.64	162	162	32	761.2	726	420	393	123	38	319	8	764	63	2	.249
TEX	33	24	4.73	162	158	33	630.0	631	365	331	105	31	278	9	622	30	3	.259
SEA	32	38	4.77	162	159	34	694.1	633	407	368	118	26	289	22	666	57	2	.239
DET	24	33	4.94	161	161	31	641.0	657	393	352	111	28	294	20	613	39	1	.264
KC	20	33	5.07	162	161	37	565.0	599	334	318	73	28	270	21	543	26	2	.272
BAL	18	32	5.79	162	162	27	654.0	695	449	421	126	48	295	11	625	45	3	.271
Totals	491	404	4.44		2401	573	9565.2	9042	5117	4714	1443	452	3965	221	9818	567	31	.247

2019 American League Pinch Hitting

Club	AVG	AB	R	H	TB	2B	3B	HR	RBI	SH	SF	HP	BB	IBB	SO	SB	CS	DP	SLG	OBP
BOSTON	.330	100	15	33	59	9	1	5	22	2	2	2	17	2	24	0	0	3	.590	.430
DETROIT	.274	62	6	17	27	1	0	3	16	0	0	0	5	0	21	0	2	1	.435	.328
MINNESOTA	.262	65	7	17	27	2	1	2	10	0	0	1	16	1	18	0	0	0	.415	.415
SEATTLE	.243	70	5	17	25	2	0	2	13	0	0	1	10	2	21	1	1	3	.357	.346
OAKLAND	.235	98	11	23	47	7	1	5	25	0	1	2	15	0	29	0	0	2	.480	.345
NEW YORK	.231	52	8	12	26	2	0	4	10	1	0	0	4	0	17	1	1	1	.500	.286
TEXAS	.214	70	9	15	31	2	1	4	19	0	0	4	7	1	23	4	1	0	.443	.321
CLEVELAND	.213	80	8	17	29	4	1	2	18	1	3	3	13	1	35	1	0	3	.363	.333
LOS ANGELES	.205	83	6	17	24	1	0	2	14	0	1	0	13	2	35	0	1	4	.289	.309
TAMPA BAY	.204	108	16	22	33	2	0	3	18	0	2	4	16	2	44	1	0	5	.306	.323
BALTIMORE	.202	114	8	23	34	3	1	2	8	0	1	1	11	0	40	0	0	1	.298	.276
CHICAGO	.190	79	8	15	30	3	0	4	13	0	0	0	8	0	31	0	0	1	.380	.264
HOUSTON	.175	63	9	11	24	2	1	3	11	0	2	1	15	1	18	0	1	3	.381	.333
TORONTO	.156	64	6	10	18	2	0	2	8	0	1	1	12	2	29	1	0	2	.281	.295
KANSAS CITY	.122	49	5	6	17	2	0	3	7	1	0	0	9	1	16	0	0	1	.347	.259
TOTALS	.220	1157	127	255	451	44	7	46	212	5	13	20	171	15	401	9	7	30	.390	.328

2019 American League Batting Leaders

BATTING AVERAGE

.335	Anderson,T	CWS
.327	LeMahieu,D	NY Yankees
.315	Moncada,Y	CWS
.311	Brantley,M	HOU
.311	Devers,R	BOS
.311	Cruz,N	MIN
.309	Bogaerts,X	BOS
.305	Alberto,H	BAL
.304	Martinez,J	BOS
.302	Merrifield,W	KC

RUNS

135	Betts,M	BOS
129	Devers,R	BOS
123	Semien,M	OAK
122	Bregman,A	HOU
111	Villar,J	BAL
110	Bogaerts,X	BOS
110	Trout,M	LAA
110	Santana,C	CLE
109	LeMahieu,D	NY Yankees
107	Polanco,J	MIN

DOUBLES

54	Devers,R	BOS
52	Bogaerts,X	BOS
43	Semien,M	OAK
41	Merrifield,W	KC
40	Benintendi,A	BOS
40	Gurriel,Y	HOU
40	Betts,M	BOS
40	Polanco,J	MIN
40	Lindor,F	CLE
40	Brantley,M	HOU

WALKS

119	Bregman,A	HOU
110	Trout,M	LAA
108	Santana,C	CLE
97	Betts,M	BOS
92	Vogelbach,D	SEA
87	Semien,M	OAK
81	Pham,T	TB
79	Smoak,J	TOR
78	Choo,S	TEX
76	Bogaerts,X	BOS

OUTFIELD ASSISTS

14	Garcia,L	CWS
11	Naquin,T	CLE
10	Laureano,R	OAK
10	Bradley,J	BOS
10	Betts,M	BOS
9	Hernandez,T	TOR
9	Gurriel,Y	TOR
9	Benintendi,A	BOS
8	(04) PLAYERS	TIED

DAY BATTING AVG

.356	Anderson,T	CWS
.352	Devers,R	BOS
.338	Altuve,J	HOU
.327	Trout,M	LAA
.327	Gurriel,Y	HOU
.326	Springer,G	HOU
.324	LeMahieu,D	NY Yankees
.323	Choo,S	TEX
.320	Bregman,A	HOU
.318	Andrus,E	TEX

HOME RUNS

48	Soler,J	KC
45	Trout,M	LAA
41	Bregman,A	HOU
41	Cruz,N	MIN
39	Springer,G	HOU
38	Torres,G	NY Yankees
36	Chapman,M	OAK
36	Olson,M	OAK
36	Kepler-Roz,M	MIN
36	Martinez,J	BOS

HITS

206	Merrifield,W	KC
201	Devers,R	BOS
197	LeMahieu,D	NY Yankees
190	Bogaerts,X	BOS
187	Semien,M	OAK
186	Polanco,J	MIN
180	Abreu,J	CWS
179	Brantley,M	HOU
176	Betts,M	BOS
176	Villar,J	BAL

TRIPLES

10	Dozier,H	KC
10	Mondesi,A	KC
10	Merrifield,W	KC
9	Smith,M	SEA
7	Meadows,A	TB
7	Polanco,J	MIN
7	Kiermaier,K	TB
7	Semien,M	OAK
7	Gardner,B	NY Yankees
6	(02) PLAYERS	TIED

ON-BASE PERCENTAGE

.438	Trout,M	LAA
.423	Bregman,A	HOU
.397	Santana,C	CLE
.392	Cruz,N	MIN
.391	Betts,M	BOS
.384	Bogaerts,X	BOS
.383	Springer,G	HOU
.383	Martinez,J	BOS
.378	Voit,L	NY Yankees
.375	LeMahieu,D	NY Yankees

HOME BATTING AVG

.338	LeMahieu,D	NY Yankees
.337	Bogaerts,X	BOS
.325	Anderson,T	CWS
.318	Devers,R	BOS
.315	Cabrera,M	DET
.314	Betts,M	BOS
.312	Brantley,M	HOU
.311	Gurriel,Y	HOU
.309	Moncada,Y	CWS
.309	Abreu,J	CWS

NIGHT BATTING AVG

.329	LeMahieu,D	NY Yankees
.327	Moncada,Y	CWS
.325	Cruz,N	MIN
.322	Anderson,T	CWS
.315	Bogaerts,X	BOS
.314	Merrifield,W	KC
.313	Martinez,J	BOS
.312	Polanco,J	MIN
.311	Brantley,M	HOU
.304	Alberto,H	BAL

RUNS BATTED IN

123	Abreu,J	CWS
117	Soler,J	KC
117	Bogaerts,X	BOS
115	Devers,R	BOS
112	Bregman,A	HOU
109	Rosario,E	MIN
108	Cruz,N	MIN
105	Martinez,J	BOS
104	Gurriel,Y	HOU
104	Trout,M	LAA

TOTAL BASES

359	Devers,R	BOS
343	Semien,M	OAK
341	Bogaerts,X	BOS
335	Soler,J	KC
328	Bregman,A	HOU
322	Mancini,T	BAL
320	Martinez,J	BOS
319	Abreu,J	CWS
315	Merrifield,W	KC
313	Betts,M	BOS

STOLEN BASES

46	Smith,M	SEA
43	Mondesi,A	KC
40	Villar,J	BAL
31	Andrus,E	TEX
25	Pham,T	TB
24	Ramirez,J	CLE
24	Deshields,D	TEX
22	Lindor,F	CLE
22	Gordon,D	SEA
21	Santana,C	TEX

SLUGGING PERCENTAGE

.645	Trout,M	LAA
.639	Cruz,N	MIN
.592	Bregman,A	HOU
.591	Springer,G	HOU
.569	Soler,J	KC
.558	Meadows,A	TB
.557	Martinez,J	BOS
.555	Bogaerts,X	BOS
.555	Devers,R	BOS
.550	Altuve,J	HOU

ROAD BATTING AVG

.345	Alberto,H	BAL
.345	Anderson,T	CWS
.333	Martinez,J	BOS
.324	Polanco,J	MIN
.321	Moncada,Y	CWS
.319	Cruz,N	MIN
.318	LeMahieu,D	NY Yankees
.315	Bregman,A	HOU
.311	Brantley,M	HOU
.304	Devers,R	BOS

VS RIGHT AVG

.339	Anderson,T	CWS
.330	Devers,R	BOS
.323	Brantley,M	HOU
.322	Moncada,Y	CWS
.320	Gurriel,Y	HOU
.316	Bogaerts,X	BOS
.311	Merrifield,W	KC
.310	LeMahieu,D	NY Yankees
.307	Cruz,N	MIN
.306	Polanco,J	MIN

MULTI-HIT GAMES

61	LeMahieu,D	NY Yankees
60	Devers,R	BOS
58	Merrifield,W	KC
56	Brantley,M	HOU
54	Bogaerts,X	BOS
54	Polanco,J	MIN
53	Villar,J	BAL
53	Semien,M	OAK
52	Martinez,J	BOS
51	Anderson,T	CWS

GRAND SLAMS

2	(15) PLAYERS	TIED
---	--------------	------

HITTING STREAKS

19	Brantley,M	HOU
	08/03 - 08/27	
18	Gurriel,Y	HOU
	07/12 - 07/31	
17	Semien,M	OAK
	06/04 - 06/20	
16	(04) STREAKS	TIED

EXTRA-BASE HITS

90	Devers,R	BOS
85	Bogaerts,X	BOS
83	Semien,M	OAK
82	Soler,J	KC
80	Bregman,A	HOU
75	Chapman,M	OAK
75	Mancini,T	BAL
74	Betts,M	BOS
74	Lindor,F	CLE
74	Trout,M	LAA

RISP BATTING AVG

.389	LeMahieu,D	NY Yankees
.369	Cabrera,M	DET
.368	Cruz,N	MIN
.344	Torres,G	NY Yankees
.343	Brantley,M	HOU
.340	Rosario,E	MIN
.338	Martinez,J	BOS
.337	Abreu,J	CWS
.336	Devers,R	BOS
.333	Polanco,J	MIN

VS LEFT AVG

.404	Martinez,J	BOS
.398	Alberto,H	BAL
.375	LeMahieu,D	NY Yankees
.360	Abreu,J	CWS
.350	Bregman,A	HOU
.340	Cabrera,M	DET
.340	Pham,T	TB
.331	Altuve,J	HOU
.326	Anderson,T	CWS
.324	Santana,C	CLE

CAUGHT STEALING

10	Merrifield,W	KC
9	Moore,D	SEA
9	Odor,R	TEX
9	Smith,M	SEA
9	Villar,J	BAL
8	Devers,R	BOS
8	Semien,M	OAK
8	Andrus,E	TEX
7	Mondesi,A	KC
7	Meadows,A	TB

GROUNDED INTO DP

24	Abreu,J	CWS
22	Mancini,T	BAL
22	Pham,T	TB
21	Simmons,A	LAA
21	Brantley,M	HOU
21	Pujols,A	LAA
20	Grichuk,R	TOR
19	Altuve,J	HOU
19	Martinez,J	BOS
18	Cabrera,M	DET

HARDEST TO FAN
(PLATE APP PER SO)

11.0	Alberto,H	BAL
10.2	Fletcher,D	LAA
9.7	Brantley,M	HOU
9.4	Gurriel,Y	HOU
8.3	Reddick,J	HOU
8.3	Bregman,A	HOU
8.0	Pujols,A	LAA
7.3	Ramirez,J	CLE
7.3	Semien,M	OAK
7.3	LeMahieu,D	NY

GAMES PLAYED

162	Soler,J	KC
162	Merrifield,W	KC
162	Villar,J	BAL
162	Semien,M	OAK
159	Abreu,J	CWS
158	Santana,C	CLE
156	Chapman,M	OAK
156	Devers,R	BOS
156	Bregman,A	HOU
155	Bogaerts,X	BOS

SACRIFICE BUNTS

11	Garcia,L	CWS
8	Deshields,D	TEX
7	Mercado,O	CLE
7	Sanchez,Y	CWS
7	Perez,R	CLE
6	Cordell,R	CWS
6	Freeman,M	CLE
5	Martin,Jr,R	BAL
5	Kipnis,J	CLE
5	Jay,J	CWS

INTENTIONAL WALKS

14	Trout,M	LAA
12	Santana,C	CLE
9	Lindor,F	CLE
9	Martinez,J	BOS
8	Cruz,N	MIN
7	Devers,R	BOS
7	Olson,M	OAK
7	Calhoun,K	LAA
6	Meadows,A	TB
6	Betts,M	BOS

RBI RATIO
(AT BATS PER RBI)

4.2	Cruz,N	MIN
4.5	Trout,M	LAA
4.9	Bregman,A	HOU
5.0	Springer,G	HOU
5.0	Soler,J	KC
5.2	Abreu,J	CWS
5.2	Rosario,E	MIN
5.2	Bogaerts,X	BOS
5.3	Pujols,A	LAA
5.3	Olson,M	OAK

SACRIFICE FLIES

10	Abreu,J	CWS
10	Andrus,E	TEX
9	Betts,M	BOS
9	Reddick,J	HOU
8	Laureano,R	OAK
8	Bregman,A	HOU
8	Pujols,A	LAA
7	Polanco,J	MIN
7	Choi,J	TB
6	(14) PLAYERS TIED	

HIT BY PITCH

19	Gordon,A	KC
18	Canha,M	OAK
18	Choo,S	TEX
16	Trout,M	LAA
13	Abreu,J	CWS
13	Chirinos,R	HOU
12	Olson,M	OAK
12	Bradley,J	BOS
11	(03) PLAYERS TIED	

HOME RUN RATIO
(AT BATS PER HOME RUN)

10.4	Trout,M	LAA
11.1	Cruz,N	MIN
12.3	Soler,J	KC
12.3	Springer,G	HOU
13.4	Olson,M	OAK
13.5	Bregman,A	HOU
14.4	Torres,G	NY
14.6	Kepler-Roz,M	MIN
15.1	Jimenez,E	CWS
15.4	Vogelbach,D	SEA

STRIKEOUTS

178	Soler,J	KC
178	Odor,R	TEX
176	Villar,J	BAL
165	Choo,S	TEX
164	Santana,D	SEA
163	Grichuk,R	TOR
162	Calhoun,K	LAA
159	Sano,M	MIN
155	Bradley,J	BOS
154	Moncada,Y	CWS

AT BATS

681	Merrifield,W	KC
657	Semien,M	OAK
647	Devers,R	BOS
642	Villar,J	BAL
634	Abreu,J	CWS
631	Polanco,J	MIN
614	Bogaerts,X	BOS
602	Mancini,T	BAL
602	LeMahieu,D	NY
600	Andrus,E	TEX

HARDEST TO DOUBLE UP
(AT BATS PER GDP)

511.0	Moncada,Y	CWS
176.7	Meadows,A	TB
130.5	Odor,R	TEX
115.5	Vogelbach,D	SEA
104.8	Kepler-Roz,M	MIN
96.2	Garcia,L	CWS
94.0	Trout,M	LAA
93.8	Choo,S	TEX
90.2	Benintendi,A	BOS
85.1	Merrifield,W	KC

2019 American League Pitching Leaders
EARNED RUN AVERAGE

2.50	Cole,G	HOU
2.58	Verlander,J	HOU
3.05	Morton,C	TB
3.28	Bieber,S	CLE
3.41	Giolito,L	CWS
3.59	Minor,M	TEX
3.67	Lynn,L	TEX
3.68	Berrios,J	MIN
3.81	Rodriguez,E	BOS
3.89	Anderson,B	OAK

GAMES STARTED

34	Gonzales,M	SEA
34	Rodriguez,E	BOS
34	Nova,I	CWS
34	Verlander,J	HOU
33	(07) PLAYERS	TIED

WINS

21	Verlander,J	HOU
20	Cole,G	HOU
19	Rodriguez,E	BOS
18	German,D	NY
16	Gonzales,M	SEA
16	Lynn,L	TEX
16	Morton,C	TB
15	(04) PLAYERS TIED	

COMPLETE GAMES

3	Bieber,S	CLE
3	Giolito,L	CWS
2	Leake,M	SEA
2	Minor,M	TEX
2	Nova,I	CWS
2	Verlander,J	HOU
1	(13) PLAYERS TIED	

WINNING STREAKS

16	Cole,G	HOU
	05/27 - 09/29	
12	Fiers,M	OAK
	05/07 - 08/27	
10	(04) STREAKS	TIED

GAMES

80	Petit,Y	OAK
76	Diekmann,J	OAK
75	Hendriks,L	OAK
73	Farmer,B	DET
73	Workman,B	BOS
73	Ottavino,A	NY
72	Buttrey,T	LAA
72	Kahnle,T	NY
71	(03) PLAYERS TIED	

SAVES

38	Osuna,R	HOU
37	Chapman,A	NY
34	Hand,B	CLE
30	Rogers,T	MIN
30	Colome,A	CWS
30	Kennedy,I	KC
25	Hendriks,L	OAK
23	Giles,K	TOR
23	Robles,H	LAA
22	Greene,S	DET

INNINGS PITCHED

223.0	Verlander,J	HOU
214.1	Bieber,S	CLE
212.1	Cole,G	HOU
208.1	Minor,M	TEX
208.1	Lynn,L	TEX
203.1	Rodriguez,E	BOS
203.0	Gonzales,M	SEA
200.1	Berrios,J	MIN
194.2	Morton,C	TB
187.0	Nova,I	CWS

STRIKEOUTS

326	Cole,G	HOU
300	Verlander,J	HOU
259	Bieber,S	CLE
246	Lynn,L	TEX
240	Morton,C	TB
238	Boyd,M	DET
228	Giolito,L	CWS
218	Sale,C	BOS
213	Rodriguez,E	BOS
200	Minor,M	TEX

HOME ERA

2.34	Verlander,J	HOU
2.59	Morton,C	TB
2.63	Cole,G	HOU
2.74	Means,J	BAL
2.90	Fiers,M	OAK
3.09	Rodriguez,E	BOS
3.10	Tanaka,M	NYN
3.42	Odorizzi,J	MIN
3.50	Lynn,L	TEX
3.51	Bailey,H	OAK

HITS ALLOWED

225	Nova,I	CWS
210	Gonzales,M	SEA
203	Lopez,R	CWS
198	Porcello,R	BOS
195	Kikuchi,Y	SEA
195	Rodriguez,E	BOS
195	Lynn,L	TEX
194	Berrios,J	MIN
192	Junis,J	KC
190	Minor,M	TEX

WILD PITCHES

18	Lynn,L	TEX
14	Cahill,T	LAA
13	Fiers,M	OAK
13	Barnes,M	BOS
11	Castro,M	BAL
11	Snell,B	TB
9	(05) PLAYERS TIED	

BALKS

4	Boyd,M	DET
3	Chirinos,Y	TB
3	Cole,G	HOU
3	Richard,C	TOR
2	(10) PLAYERS TIED	

GAMES FINISHED

56	Osuna,R	HOU
54	Hand,B	CLE
54	Colome,A	CWS
53	Chapman,A	NYN
51	Robles,H	LAA
51	Kennedy,I	KC
44	Giles,K	TOR
41	Hendriks,L	OAK
40	Leclerc,J	TEX
36	Rogers,T	MIN

WINNING PERCENTAGE

.818	German,D	NYN (18-04)
.800	Cole,G	HOU (20-05)
.789	Fiers,M	OAK (15-04)
.778	Verlander,J	HOU (21-06)
.765	Clevinger,M	CLE (13-04)
.760	Rodriguez,E	BOS (19-06)
.727	Morton,C	TB (16-06)
.714	Paxton,J	NYN (15-06)
.700	Miley,W	HOU (14-06)
.688	Pineda,M	MIN (11-05)

ROAD ERA

2.36	Cole,G	HOU
2.82	Verlander,J	HOU
2.83	Giolito,L	CWS
2.84	Bauer,T	CLE
2.88	Bieber,S	CLE
2.99	Minor,M	TEX
3.21	Yarborough,R	TB
3.22	Anderson,B	OAK
3.59	Morton,C	TB
3.67	Cashner,A	BOS

LOSSES

17	Turnbull,S	DET
15	Lopez,R	CWS
14	Keller,B	KC
14	Junis,J	KC
14	Bundy,D	BAL
14	Sanchez,A	HOU
13	Gonzales,M	SEA
13	Norris,D	DET
13	Zimmermann,J	DET
12	(03) PLAYERS TIED	

HIT BATSMEN

16	Turnbull,S	DET
14	Bauer,T	CLE
13	Bassitt,C	OAK
13	Sale,C	BOS
12	Morton,C	TB
11	Junis,J	KC
11	Sanchez,A	HOU
11	Diekman,J	OAK
10	(03) PLAYERS TIED	

WALKS

75	Rodriguez,E	BOS
70	Keller,B	KC
68	Sanchez,A	HOU
68	Minor,M	TEX
67	Perez,M	MIN
65	Lopez,R	CWS
63	Bauer,T	CLE
61	Thornton,T	TOR
61	Miley,W	HOU
59	(02) PLAYERS TIED	

SHUTOUTS

2	Bieber,S	CLE
2	Giolito,L	CWS
1	(11) PLAYERS	TIED

DAY ERA

2.09	Cole,G	HOU
2.80	Verlander,J	HOU
2.87	Bieber,S	CLE
2.97	Bassitt,C	OAK
3.00	Morton,C	TB
3.18	Tanaka,M	NYN
3.18	Berrios,J	MIN
3.20	Minor,M	TEX
3.53	Lynn,L	TEX
3.80	Boyd,M	DET

HOME RUNS ALLOWED

39	Boyd,M	DET
36	Kikuchi,Y	SEA
36	Verlander,J	HOU
35	Lopez,R	CWS
34	Happ,J	NYN
31	Bieber,S	CLE
31	Junis,J	KC
31	Porcello,R	BOS
30	(05) PLAYERS TIED	

EARNED RUNS

110	Lopez,R	CWS
107	Porcello,R	BOS
102	Junis,J	KC
98	Kikuchi,Y	SEA
98	Nova,I	CWS
94	Boyd,M	DET
94	Perez,M	MIN
91	Sparkman,G	KC
90	Tanaka,M	NYN
90	Gonzales,M	SEA

RUNS ALLOWED

119	Lopez,R	CWS
114	Porcello,R	BOS
109	Kikuchi,Y	SEA
108	Junis,J	KC
107	Nova,I	CWS
106	Gonzales,M	SEA
104	Perez,M	MIN
101	Boyd,M	DET
99	Gibson,K	MIN
96	Sparkman,G	KC

OPP AVERAGE AGAINST

.172	Verlander,J	HOU
.186	Cole,G	HOU
.205	Giolito,L	CWS
.215	Morton,C	TB
.230	Bieber,S	CLE
.243	Fiers,M	OAK
.243	Lynn,L	TEX
.244	Minor,M	TEX
.247	Keller,B	KC
.247	Boyd,M	DET

NIGHT ERA

2.48	Verlander,J	HOU
2.65	Cole,G	HOU
3.09	Morton,C	TB
3.09	Anderson,B	OAK
3.49	Means,J	BAL
3.53	Bieber,S	CLE
3.62	Rodriguez,E	BOS
3.66	Fiers,M	OAK
3.71	Minor,M	TEX
3.73	Lynn,L	TEX

FEWEST WALKS PER 9 INN

1.7	Bieber,S	CLE
1.7	Verlander,J	HOU
2.0	Tanaka,M	NYN
2.0	Cole,G	HOU
2.3	Nova,I	CWS
2.3	Berrios,J	MIN
2.3	Porcello,R	BOS
2.4	Boyd,M	DET
2.5	Gonzales,M	SEA
2.5	Anderson,B	OAK

STRIKEOUTS PER 9 INN

13.8	Cole,G	HOU
12.1	Verlander,J	HOU
11.6	Giolito,L	CWS
11.6	Boyd,M	DET
11.1	Morton,C	TB
10.9	Bieber,S	CLE
10.6	Lynn,L	TEX
9.4	Rodriguez,E	BOS
8.8	Berrios,J	MIN
8.6	Minor,M	TEX

OPP AVERAGE AGAINST

.172	Verlander,J	HOU
.186	Cole,G	HOU
.205	Giolito,L	CWS
.215	Morton,C	TB
.230	Bieber,S	CLE
.243	Fiers,M	OAK
.243	Lynn,L	TEX
.244	Minor,M	TEX
.247	Keller,B	KC
.247	Boyd,M	DET

2019 American League Rookie Batting Leaders

BATTING AVERAGE

.300	Wendle,J	TB
.297	Andujar,M	NYN
.285	Ohtani,S	LAA
.278	Adames,W	TB
.275	Fletcher,D	LAA
.271	Torres,G	NYN
.268	Garver,M	MIN
.265	Cave,J	MIN
.261	Kiner-Fale,I	TEX
.258	Nunez,R	BAL

RUNS

83	Andujar,M	NYN
62	Wendle,J	TB
59	Ohtani,S	LAA
56	Palka,D	CWS
55	Goodrum,N	DET
54	Torres,G	NYN
54	Cave,J	MIN
48	Bauers,J	TB
46	Guzman,R	TEX
43	(02) PLAYERS	TIED

DOUBLES

47	Andujar,M	NYN
33	Wendle,J	TB
29	Goodrum,N	DET
22	Bauers,J	TB
21	Ohtani,S	LAA
19	Garver,M	MIN
19	Dozier,H	KC
18	Fletcher,D	LAA
18	Kiner-Fale,I	TEX
18	Guzman,R	TEX

WALKS

54	Bauers,J	TB
42	Torres,G	NYN
42	Goodrum,N	DET
37	Ohtani,S	LAA
37	Wendle,J	TB
33	Guzman,R	TEX
31	Adames,W	TB
30	Palka,D	CWS
29	Garver,M	MIN
28	Kiner-Fale,I	TEX

OUTFIELD ASSISTS

9	Laureano,R	OAK
5	Cave,J	MIN
4	Reyes,V	DET
4	LaMarre,R	CWS
4	Field,J	MIN
3	Phillips,B	KC
3	Palka,D	CWS
2	(06) PLAYERS	TIED

HOME RUNS

27	Andujar,M	NYN
27	Palka,D	CWS
24	Torres,G	NYN
22	Ohtani,S	LAA
17	Austin,T	MIN
16	Guzman,R	TEX
16	Goodrum,N	DET
13	Cave,J	MIN
12	O'Hearn,R	KC
11	(03) PLAYERS	TIED

HITS

170	Andujar,M	NYN
146	Wendle,J	TB
117	Torres,G	NYN
109	Goodrum,N	DET
100	Palka,D	CWS
93	Ohtani,S	LAA
93	Kiner-Fale,I	TEX
91	Guzman,R	TEX
83	Dozier,H	KC
81	Garver,M	MIN

TRIPLES

6	Wendle,J	TB
4	Dozier,H	KC
3	Allen,G	CLE
3	Reyes,V	DET
3	Palka,D	CWS
3	Herrera,R	KC
3	Goodrum,N	DET
3	Martini,N	OAK
2	(13) PLAYERS	TIED

ON-BASE PERCENTAGE

.361	Ohtani,S	LAA
.354	Wendle,J	TB
.348	Adames,W	TB
.340	Torres,G	NYN
.335	Garver,M	MIN
.328	Andujar,M	NYN
.325	Kiner-Fale,I	TEX
.322	Nunez,R	BAL
.316	Bauers,J	TB
.316	Stassi,M	HOU

RUNS BATTED IN

92	Andujar,M	NYN
77	Torres,G	NYN
67	Palka,D	CWS
61	Ohtani,S	LAA
61	Wendle,J	TB
58	Guzman,R	TEX
53	Goodrum,N	DET
48	Bauers,J	TB
47	Austin,T	MIN
45	(02) PLAYERS	TIED

TOTAL BASES

302	Andujar,M	NYN
212	Wendle,J	TB
207	Torres,G	NYN
202	Palka,D	CWS
192	Goodrum,N	DET
184	Ohtani,S	LAA
161	Guzman,R	TEX
143	Dozier,H	KC
134	Cave,J	MIN
127	Kiner-Fale,I	TEX

STOLEN BASES

21	Allen,G	CLE
16	Wendle,J	TB
12	Goodrum,N	DET
10	Ohtani,S	LAA
9	Reyes,V	DET
7	Laureano,R	OAK
7	Kiner-Fale,I	TEX
6	(04) PLAYERS	TIED

SLUGGING PERCENTAGE

.564	Ohtani,S	LAA
.527	Andujar,M	NYN
.484	Palka,D	CWS
.480	Torres,G	NYN
.480	Austin,T	MIN
.473	Cave,J	MIN
.435	Wendle,J	TB
.432	Goodrum,N	DET
.419	Nunez,R	BAL
.416	Guzman,R	TEX

MULTI-HIT GAMES

53	Andujar,M	NYN
39	Wendle,J	TB
32	Torres,G	NYN
25	Palka,D	CWS
23	Ohtani,S	LAA
23	Guzman,R	TEX
22	Adames,W	TB
22	Goodrum,N	DET
21	Fletcher,D	LAA
19	Dozier,H	KC

GRAND SLAMS

2	Andujar,M	NYN
1	Guzman,R	TEX
1	Vogelbach,D	SEA
1	Cave,J	MIN

HITTING STREAKS

14	Allen,G	CLE
		07/15 - 08/21
12	Gurriel,L	TOR
		07/11 - 08/24
11	Wendle,J	TB
		06/28 - 07/11
9	(03) STREAKS	TIED

EXTRA-BASE HITS

76	Andujar,M	NYN
48	Goodrum,N	DET
46	Wendle,J	TB
45	Ohtani,S	LAA
45	Palka,D	CWS
41	Torres,G	NYN
36	Guzman,R	TEX
35	Bauers,J	TB
34	Dozier,H	KC
31	Cave,J	MIN

2019 American League Rookie Pitching Leaders

EARNED RUN AVERAGE

3.60	Means,J	BAL
3.81	Plesac,Z	CLE
4.58	Canning,G	LAA
4.61	Turnbull,S	DET
4.84	Thornton,T	TOR
5.46	Kikuchi,Y	SEA
5.89	Sampson,A	TEX
7.11	Suarez,J	LAA

GAMES STARTED

32	Kikuchi,Y	SEA
30	Turnbull,S	DET
29	Thornton,T	TOR
27	Means,J	BAL
21	Plesac,Z	CLE
17	Canning,G	LAA
15	Suarez,J	LAA
15	Sampson,A	TEX
14	Cease,D	CWS
13	Waguespack,J	TOR

STRIKEOUTS

149	Thornton,T	TOR
146	Turnbull,S	DET
121	Means,J	BAL
116	Kikuchi,Y	SEA
101	Sampson,A	TEX
100	James,J	HOU
96	Canning,G	LAA
92	Barlow,S	KC
88	Plesac,Z	CLE
84	Buttrey,T	LAA

WINS

12	Means,J	BAL
9	Walden,M	BOS
8	Plesac,Z	CLE
6	Kikuchi,Y	SEA
6	Thornton,T	TOR
6	Littell,Z	MIN
6	Buttrey,T	LAA
6	Sampson,A	TEX
5	(06) PLAYERS TIED	

COMPLETE GAMES

1	Kikuchi,Y	SEA
1	Plesac,Z	CLE
1	Sampson,A	TEX

WINNING PERCENTAGE

.522	Means,J	BAL	(12-11)
.400	Thornton,T	TOR	(06-09)
.353	Kikuchi,Y	SEA	(06-11)
.150	Turnbull,S	DET	(03-17)

WINNING STREAKS

6	Littell,Z	MIN
06/18 - 09/22		
6	Walden,M	BOS
04/07 - 05/19		
5	James,J	HOU
05/18 - 09/05		
5	Cortes,N	NYG
06/15 - 08/06		
5	Sampson,A	TEX
05/17 - 06/08		

GAMES

72	Buttrey,T	LAA
70	Walden,M	BOS
61	Harper,R	MIN
61	Barlow,S	KC
58	Brewer,C	BOS
52	Taylor,J	BOS
51	Martin,B	TEX
51	Poche,C	TB
49	James,J	HOU
46	Ramirez,N	DET

SHUTOUTS

1	Kikuchi,Y	SEA
1	Plesac,Z	CLE

SAVES

2	Luzardo,J	OAK
2	Fairbanks,P	TB
2	Swanson,E	SEA
2	Poche,C	TB
2	Buttrey,T	LAA
2	Tarpley,S	NYG
2	Walden,M	BOS
1	(13) PLAYERS TIED	

INNINGS PITCHED

161.2	Kikuchi,Y	SEA
155.0	Means,J	BAL
154.1	Thornton,T	TOR
148.1	Turnbull,S	DET
125.1	Sampson,A	TEX
115.2	Plesac,Z	CLE
90.1	Canning,G	LAA
81.0	Suarez,J	LAA
79.2	Ramirez,N	DET
78.0	(02) PLAYERS TIED	

OPP AVERAGE AGAINST

.234	Means,J	BAL
.235	Canning,G	LAA
.237	Plesac,Z	CLE
.259	Thornton,T	TOR
.267	Turnbull,S	DET
.295	Kikuchi,Y	SEA
.302	Sampson,A	TEX
.304	Suarez,J	LAA

2020 NOTES





OPPONENTS

Mike Shildt of the St. Louis Cardinals was named 2019 National League Manager of the Year in voting of the Baseball Writers' Association of America. The Cardinals went 91-71 during the regular season and won their first NL East Division championship since 2015 by finishing 2.0 games ahead of the second-place Milwaukee Brewers. Shildt became the first to win the award without having played the game professionally prior to his career as a manager. He is the third Cardinals manager to be named National League Manager of the Year, joining Whitey Herzog (1985) and Tony LaRussa (2002).

**REDS vs NATIONAL LEAGUE OPPONENTS, ALL-TIME**

YR	ARI	ATL	CHC	COL	MIA	HOU	LA	MIL	WSH	NY	PHI	PIT	StL	SD	SF
1890	---	8-11	8-12	---	---	---	7-9	---	---	---	11-9	16-4	---	---	14-6
1891	---	9-11	6-14	---	---	---	10-9	---	---	---	9-11	10-10	---	---	5-13
1892	---	5-8	7-6	---	---	---	8-6	---	---	---	5-9	5-9	12-2	---	8-6
1893	---	6-6	7-5	---	---	---	8-4	---	---	---	1-9	3-9	7-5	---	6-6
1894	---	4-8	6-6	---	---	---	6-6	---	---	---	3-8	5-7	7-5	---	5-7
1895	---	7-5	7-5	---	---	---	7-5	---	---	---	4-8	4-8	9-3	---	4-8
1896	---	6-5	6-4	---	---	---	10-2	---	---	---	8-4	5-7	12-0	---	6-6
1897	---	3-9	7-5	---	---	---	5-7	---	---	---	8-4	5-7	11-1	---	7-5
1898	---	4-9	8-6	---	---	---	11-3	---	---	---	7-7	12-2	12-2	---	6-8
1899	---	4-10	6-8	---	---	---	6-7	---	---	---	4-10	10-3	5-8	---	9-5
1900	---	7-13	11-9	---	---	---	4-15	---	---	---	9-11	12-8	12-8	---	7-13
1901	---	8-11	10-10	---	---	---	6-14	---	---	---	4-16	7-13	9-11	---	8-12
1902	---	9-11	8-12	---	---	---	8-12	---	---	---	13-7	5-15	13-7	---	14-6
1903	---	13-7	11-9	---	---	---	10-10	---	---	---	12-8	4-16	12-7	---	12-8
1904	---	15-7	8-13	---	---	---	14-8	---	---	---	16-6	11-11	14-8	---	10-12
1905	---	14-8	10-12	---	---	---	18-4	---	---	---	13-9	9-13	10-12	---	5-16
1906	---	10-11	4-18	---	---	---	14-8	---	---	---	11-11	8-14	12-9	---	5-16
1907	---	13-9	5-17	---	---	---	7-15	---	---	---	8-13	10-12	14-8	---	9-13
1908	---	14-8	6-16	---	---	---	16-6	---	---	---	10-12	8-14	11-11	---	8-14
1909	---	17-5	6-16	---	---	---	17-5	---	---	---	9-12	7-15	12-10	---	9-13
1910	---	14-8	6-16	---	---	---	15-7	---	---	---	10-12	10-12	12-10	---	8-14
1911	---	17-4	8-14	---	---	---	11-11	---	---	---	10-12	10-12	6-16	---	8-14
1912	---	11-11	10-11	---	---	---	16-6	---	---	---	8-14	11-11	13-9	---	6-16
1913	---	14-8	9-13	---	---	---	13-9	---	---	---	5-17	8-13	10-12	---	5-17
1914	---	8-14	5-17	---	---	---	11-11	---	---	---	9-13	8-14	10-12	---	9-13
1915	---	7-15	9-13	---	---	---	11-11	---	---	---	9-13	12-10	14-8	---	9-13
1916	---	9-13	13-9	---	---	---	7-15	---	---	---	5-17	13-9	8-14	---	5-16
1917	---	12-10	14-8	---	---	---	12-10	---	---	---	8-14	12-10	9-13	---	11-11
1918	---	8-10	7-10	---	---	---	12-6	---	---	---	12-7	4-12	13-8	---	12-7
1919	---	16-4	12-8	---	---	---	13-7	---	---	---	15-5	14-6	14-6	---	12-8
1920	---	12-9	13-9	---	---	---	12-10	---	---	---	14-8	12-10	13-9	---	6-16
1921	---	9-13	9-13	---	---	---	11-10	---	---	---	13-9	8-14	12-10	---	8-14
1922	---	17-5	11-11	---	---	---	14-8	---	---	---	15-7	11-11	8-14	---	10-12
1923	---	15-7	13-9	---	---	---	14-8	---	---	---	19-3	8-14	10-12	---	12-10
1924	---	10-12	13-9	---	---	---	10-12	---	---	---	16-5	12-10	13-9	---	9-13
1925	---	13-9	12-10	---	---	---	10-12	---	---	---	16-6	8-13	12-10	---	9-13
1926	---	10-12	9-13	---	---	---	18-4	---	---	---	16-6	13-9	14-8	---	7-15
1927	---	18-4	8-14	---	---	---	10-11	---	---	---	16-6	8-14	8-14	---	7-15
1928	---	12-10	9-13	---	---	---	12-10	---	---	---	13-7	12-10	12-10	---	8-14
1929	---	14-8	8-14	---	---	---	11-11	---	---	---	11-11	9-13	3-19	---	10-12
1930	---	9-13	11-11	---	---	---	9-13	---	---	---	12-10	8-14	3-19	---	7-15
1931	---	14-8	8-14	---	---	---	12-10	---	---	---	9-13	6-16	2-20	---	7-15
1932	---	13-9	10-12	---	---	---	7-15	---	---	---	9-13	8-14	6-16	---	7-15

YR	ARI	ATL	CHC	COL	MIA	HOU	LA	MIL	WSH	NY	PHI	PIT	StL	SD	SF
1933	--	10-12	11-11	--	--	--	12-10	--	--	--	7-14	7-15	7-15	--	4-17
1934	--	7-15	8-14	--	--	--	9-13	--	--	--	9-10	7-15	6-16	--	6-16
1935	--	12-10	8-14	--	--	--	11-11	--	--	--	13-9	8-13	8-14	--	8-14
1936	--	9-13	12-10	--	--	--	13-9	--	--	--	13-9	8-14	10-12	--	9-13
1937	--	11-11	8-14	--	--	--	10-12	--	--	--	11-11	1-21	7-15	--	8-14
1938	--	9-11	11-11	--	--	--	13-9	--	--	--	14-7	10-12	13-9	--	12-9
1939	--	16-6	12-10	--	--	--	12-10	--	--	--	19-3	16-6	11-11	--	11-11
1940	--	12-9	16-6	--	--	--	14-8	--	--	--	15-7	16-6	12-10	--	15-7
1941	--	13-9	14-8	--	--	--	8-14	--	--	--	16-6	12-10	10-12	--	15-7
1942	--	16-5	9-13	--	--	--	7-15	--	--	--	16-6	12-9	7-15	--	9-13
1943	--	11-11	13-9	--	--	--	9-13	--	--	--	19-3	9-13	10-12	--	16-6
1944	--	14-8	13-9	--	--	--	14-8	--	--	--	13-9	12-10	8-14	--	15-7
1945	--	12-10	1-21	--	--	--	11-11	--	--	--	12-10	10-12	9-13	--	6-16
1946	--	7-15	9-13	--	--	--	8-14	--	--	--	8-14	13-9	8-14	--	14-8
1947	--	9-13	10-12	--	--	--	7-15	--	--	--	13-9	13-9	8-14	--	13-9
1948	--	8-13	12-10	--	--	--	4-18	--	--	--	11-11	9-13	10-12	--	10-12
1949	--	10-12	13-9	--	--	--	5-17	--	--	--	13-9	9-13	5-17	--	7-15
1950	--	5-17	17-4	--	--	--	10-12	--	--	--	4-18	12-10	7-15	--	11-11
1951	--	12-10	12-10	--	--	--	8-14	--	--	--	11-11	12-10	8-14	--	5-17
1952	--	13-9	9-13	--	--	--	5-17	--	--	--	10-12	16-6	10-12	--	6-16
1953	--	8-14	10-12	--	--	--	7-15	--	--	--	12-10	15-7	7-15	--	9-13
1954	--	10-12	14-8	--	--	--	6-16	--	--	--	14-8	15-7	8-14	--	7-15
1955	--	9-13	11-11	--	--	--	10-12	--	--	--	11-11	14-8	11-11	--	9-13
1956	--	9-13	16-6	--	--	--	11-11	--	--	--	11-11	17-5	13-9	--	14-8
1957	--	4-18	15-7	--	--	--	10-12	--	--	--	16-6	14-8	9-13	--	12-10
1958	--	5-17	12-10	--	--	--	11-11	--	--	--	15-7	10-12	12-10	--	11-11
1959	--	11-11	13-9	--	--	--	13-9	--	--	--	9-13	9-13	11-11	--	8-14
1960	--	9-13	12-10	--	--	--	12-10	--	--	--	9-13	6-16	8-14	--	11-11
1961	--	15-7	10-12	--	--	--	12-10	--	--	--	19-3	11-11	14-8	--	12-10
1962	--	13-5	14-4	--	--	13-5	9-9	--	--	13-5	8-10	13-5	8-10	--	7-11
1963	--	10-8	9-9	--	--	11-7	8-10	--	--	10-8	8-10	11-7	11-7	--	8-10
1964	--	9-9	12-6	--	--	12-6	14-4	--	--	11-7	9-9	8-10	10-8	--	7-11
1965	--	12-6	11-7	--	--	12-6	6-12	--	--	11-7	13-5	8-10	10-8	--	6-12
1966	--	8-10	12-6	--	--	4-14	6-12	--	--	10-7	10-8	8-10	11-7	--	7-10
1967	--	13-5	6-12	--	--	15-3	8-10	--	--	12-6	10-8	10-8	5-13	--	8-10
1968	--	8-10	11-7	--	--	9-9	9-9	--	--	10-8	11-7	10-8	7-11	--	8-10
1969	--	6-12	6-6	--	--	9-9	10-8	--	8-4	6-6	10-2	5-7	8-4	11-7	10-8
1970	--	13-5	5-7	--	--	15-3	13-5	--	7-5	8-4	7-5	8-4	9-3	8-10	9-9
1971	--	9-9	6-6	--	--	5-13	7-11	--	7-5	8-4	5-7	5-7	8-4	10-8	9-9
1972	--	9-9	4-8	--	--	11-6	9-5	--	8-4	8-4	10-2	8-4	10-2	8-10	10-5
1973	--	13-5	4-8	--	--	11-7	11-7	--	8-4	8-4	8-4	7-5	6-6	13-5	10-8
1974	--	11-7	7-5	--	--	14-4	6-12	--	6-6	9-3	8-4	8-4	6-6	12-6	11-7
1975	--	15-3	11-1	--	--	13-5	8-10	--	8-4	8-4	7-5	6-6	8-4	11-7	13-5
1976	--	12-6	9-3	--	--	12-6	13-5	--	9-3	6-6	5-7	8-4	6-6	13-5	9-9
1977	--	14-4	5-7	--	--	5-13	10-8	--	7-5	10-2	8-4	3-9	5-7	11-7	10-8



OPPONENTS

YR	ARI	ATL	CHC	COL	MIA	HOU	LA	MIL	WSH	NY	PHI	PIT	StL	SD	SF
1978	--	12-6	5-7	--	--	11-7	9-9	--	8-4	7-5	7-5	4-7	8-4	9-9	12-6
1979	--	12-6	5-7	--	--	8-10	11-7	--	6-6	8-4	8-4	8-4	8-4	10-7	6-12
1980	--	16-2	5-7	--	--	8-10	9-9	--	3-9	8-4	7-5	6-6	5-7	15-3	7-11
1981	--	5-6	5-1	--	--	8-4	8-8	--	5-4	7-3	5-2	4-2	0-5	10-2	9-5
1982	--	4-14	6-6	--	--	7-11	7-11	--	4-8	7-5	5-7	4-8	5-7	6-12	6-12
1983	--	6-12	8-4	--	--	5-13	7-11	--	4-8	7-5	6-6	6-6	6-6	9-9	10-8
1984	--	5-13	5-7	--	--	8-10	7-11	--	7-5	3-9	5-7	7-5	4-8	7-11	12-6
1985	--	11-7	6-5	--	--	11-7	7-11	--	8-4	4-8	7-5	9-3	5-7	9-9	12-6
1986	--	12-6	7-5	--	--	4-14	10-8	--	7-5	4-8	7-5	10-2	7-5	9-9	9-9
1987	--	10-8	6-6	--	--	13-5	10-8	--	6-6	7-5	5-7	4-8	4-8	12-6	7-11
1988	--	13-5	6-6	--	--	9-9	7-11	--	5-7	4-7	9-3	7-5	6-6	10-8	11-7
1989	--	10-8	5-7	--	--	8-10	8-10	--	4-8	4-8	4-8	7-5	8-4	9-9	8-10
1990	--	10-8	8-4	--	--	11-7	9-9	--	9-3	6-6	7-5	6-6	9-3	9-9	7-11
1991	--	7-11	8-4	--	--	9-9	6-12	--	6-6	5-7	9-3	2-10	4-8	8-10	10-8
1992	--	9-9	7-5	--	--	10-8	11-7	--	5-7	7-5	7-5	6-6	7-5	11-7	10-8
1993	--	3-10	5-7	9-4	7-5	6-7	5-8	--	4-8	6-6	4-8	8-4	5-7	9-4	2-11
1994	--	5-5	7-5	4-4	7-5	4-6	3-6	--	4-2	2-4	4-2	9-3	2-2	8-2	7-2
1995	--	5-8	7-3	5-7	6-6	12-1	4-3	--	8-4	7-5	9-3	8-5	8-5	3-6	3-3
1996	--	5-7	8-5	7-6	3-9	7-6	4-8	--	3-9	6-6	10-2	5-8	5-8	9-3	9-4
1997	--	2-9	5-7	5-6	5-6	5-7	6-5	<u>*3-0</u>	6-5	2-9	8-3	8-4	6-6	5-6	4-7
1998	5-4	2-7	5-6	4-5	9-0	3-8	5-4	6-5	8-1	3-6	4-5	5-7	8-3	1-11	2-7
1999	8-1	1-8	8-5	7-2	6-1	9-4	4-3	6-6	4-3	5-5	6-3	7-6	8-4	6-3	4-5
2000	5-2	5-2	8-4	6-3	3-6	7-5	4-5	5-8	6-3	5-4	3-4	7-6	7-6	4-5	3-6
2001	1-5	2-4	4-13	3-6	4-2	6-11	4-2	6-10	4-2	4-2	2-4	9-8	7-10	2-4	4-2
2002	0-6	2-4	12-5	3-3	5-1	6-11	4-2	13-6	1-5	2-4	2-4	11-7	8-11	5-1	2-4
2003	2-7	3-3	7-10	4-2	2-4	5-12	2-4	8-10	2-4	2-4	5-4	5-11	9-7	3-3	3-3
2004	3-3	4-2	8-9	3-3	4-2	6-11	4-2	10-8	4-2	3-3	3-3	9-10	5-14	2-4	3-3
2005	4-2	3-7	9-6	3-3	2-4	4-12	3-4	6-10	5-1	3-3	3-4	9-7	5-11	4-2	3-5
2006	2-4	3-4	9-10	5-1	4-2	10-5	0-6	9-10	5-1	3-4	2-4	9-7	9-6	2-4	2-5
2007	4-2	6-1	9-9	2-4	4-3	4-11	2-4	8-7	1-6	2-5	2-4	9-7	6-9	2-4	4-3
2008	4-2	3-3	7-8	1-5	6-2	3-12	1-7	10-8	4-3	3-4	3-5	6-9	5-10	4-3	5-1
2009	5-1	6-3	5-10	0-7	3-3	12-4	1-5	8-7	3-4	2-4	2-5	13-5	8-8	1-6	3-3
2010	5-2	2-3	12-4	2-5	5-2	10-5	5-4	11-3	4-3	4-2	2-5	10-6	6-12	2-4	3-4
2011	2-4	3-3	11-7	3-4	3-3	9-6	4-2	8-8	4-2	2-5	1-7	5-10	9-6	4-2	5-2
2012	5-2	5-1	12-4	5-1	3-3	<u>10-5</u>	2-4	9-6	2-5	6-2	3-4	11-7	7-8	6-2	4-3
2013	4-3	3-4	14-5	2-4	6-1	*3-0	4-3	10-9	3-4	4-2	4-2	8-11	8-11	3-3	6-1
2014	4-3	2-5	11-8	3-4	4-3	--	3-4	10-9	3-3	2-4	3-3	12-7	7-12	1-5	5-2
2015	1-6	4-3	6-13	2-4	3-4	--	1-6	9-10	5-1	0-7	4-2	11-8	7-12	2-4	2-5
2016	3-3	4-3	4-15	5-2	3-4	*1-2	2-5	11-8	3-4	0-6	4-2	9-10	9-10	3-4	3-3
2017	3-3	3-3	7-12	3-4	2-5	--	0-6	8-11	1-6	3-4	4-2	13-6	9-10	3-4	4-3
2018	3-3	4-3	8-11	2-4	2-5	--	6-1	6-13	1-6	3-3	3-4	5-14	7-12	3-4	4-2
2019	3-3	4-3	11-8	3-3	6-1	*3-0	1-5	8-11	1-5	3-4	3-4	7-12	7-12	5-2	4-3
Wins	76	1165	1148	101	117	446	1102	188	254	323	1136	1148	1087	342	1023
Losses	71	1077	1172	106	92	401	1135	183	232	291	958	1177	1191	290	1218

* Total record reflects games vs Hou & Mil when those teams were in the American League



2019: 85-77
2ND, NL WEST

Sweep Information

Last Sweep by Reds

	at Cin	at Ari
2-Game:	None	None
3-Game:	7/6-8/07	8/27-29/12
4-Game:	None	None
DH:	None	None

Last Sweep by Diamondbacks

	at Cin	at Ari
2-Game:	None	None
3-Game:	8/13-15/02	6/20-22/03
4-Game:	8/20-23/15	None
DH:	None	None

Series Highs

Runs Scored by Cin (Game)
17 (8/19/2005, 17-3 at Cin)

Runs Scored by Ari (Game)
13 (4/8/2011, 13-2 at Ari)

Longest Game
15 Inn. (7/28/2014 at Cin, 21 loss)

Win Streak by Cin (Season)
6g (6/21-7/1, 1999)

Win Streak by Ari (Season)
6g (8/13-8/22, 2002)

REGULAR SEASON RECORD VS DIAMONDBACKS

All-Time Since 1998:..... 76-71
At Cinergy Field:..... 9-12
At Great American Ball Park: 27-28
At Bank One/Chase Field: 40-31
In 2019: 3-3
At Great American Ball Park: 1-2
At Chase Field: 2-1



MANAGER

Torey Lovullo
4th season at Ari (260-226)
4th in MLB (260-226)

2020 SCHEDULE

Fri, 4/24 at Cin 7:10
Sat, 4/25 at Cin 4:10
Sun, 4/26 at Cin..... 2:10
Fri, 7/3 at Ari 9:40
Sat, 7/4 at Ari 9:10
Sun, 7/5 at Ari 4:10
All times eastern

2019 REGULAR SEASON RESULTS

9/6 at Cin ... L, 5-7 Ginkel / Mahle / Bradley
9/7 at Cin ... L, 0-2 Young / Castillo / Sherfy
9/8 at Cin ... W, 4-3 Iglesias / López
9/13 at Ari ... W, 4-3 Castillo / Leake / Iglesias
9/14 at Ari ... L, 0-1 Kelly / DeSclafani / Bradley
9/15 at Ari ... W, 3-1 Bauer / Gallen / Iglesias
Complete games in **BOLD CAPS**

REDS VS DIAMONDBACKS SINCE 1998

1998..... 5-4	2002..... 0-6	2006..... 2-4	2010 5-2	2014..... 4-3	2017..... 3-3
1999 8-1	2003 2-7	2007 4-2	2011..... 2-4	2015..... 1-6	2018..... 3-3
2000..... 5-2	2004..... 3-3	2008..... 4-2	2012..... 5-2	2016..... 3-3	2019..... 3-3
2001 1-5	2005..... 4-2	2009..... 5-1	2013 4-3		


2019: 97-65
1ST, NL EAST

Lost to STL in NLDS, 3-2

Sweep Information
Last Sweep by Reds

	at Cin	at Atl
2-Game:	9/28-29/87	4/15-16/86
3-Game:	5/30-6/1/08	9/4-6/09
4-Game:	5/21-24/12	9/18-21/75
DH:	6/20/86	9/9/73

Last Sweep by Braves

	at Cin	at Atl
2-Game:	7/18-19/01	5/19-20/10
3-Game:	9/15-17/95	4/25-27/14
4-Game:	5/31-6/3/84 (5g)	#6/18-20/48
DH:	6/12/90	6/21/89

Includes doubleheader

Series Highs
Runs Scored by Cin (Game)

26 (6/4/1911, 26-3 at Cin)

Runs Scored by Atl (Game)

17 (5/1/1985, 17-9 at Cin)

Longest Game

17 Inn. (7/28/1989 at Atl)

Win Streak by Cin (Season)

11g (6/18-9/28, 1975)

Win Streak by Atl (Season)

10g (4/6-7/2, 1983)

REGULAR SEASON RECORD VS BRAVES *

Record Since 1900:	1,109-995
At League Park II:	8-11
At Palace of the Fans:	77-29
At Crosley Field:	335-294
At Riverfront/Cinergy Field:	129-119
At Great American Ball Park:	37-25
At South End Grounds:	81-80
At Braves Field:	202-201
At Milwaukee County Stadium:	63-72
At Fulton County Stadium:	144-118
At Turner Field:	27-42
At SunTrust / Truist Park:	6-4
In 2019:	4-3
At Great American Ball Park:	2-1
At SunTrust Park:	2-2

* 1,165 - 1,077 since 1890


MANAGER

Brian Snitker

5th season at Atl (318-292)

5th in MLB (318-292)

2020 SCHEDULE

Mon, 4/27 at Cin	6:40
Tue, 4/28 at Cin	6:40
Wed, 4/29 at Cin	12:35
Mon, 7/27 at Atl	7:20
Tue, 7/28 at Atl	7:20
Wed, 7/29 at Atl	7:20
Thu, 7/30 at Atl	7:20

All times eastern

2019 REGULAR SEASON RESULTS

4/23 at Cin	W, 7-6	Stephenson/Gausman/Iglesias
4/24 at Cin	L, 1-3	Soroka / Roark / Minter
4/25 at Cin	W, 4-2	Castillo / Teheran / Iglesias
8/1 at Atl	L, 1-4 (6)	Fried / DeSclafani
8/2 at Atl	W, 5-2	Wood / Gausman / Iglesias
8/3 at Atl	L, 4-5 (10)	Jackson / Hughes
8/4 at Atl	W, 6-4 (10)	Stphnson/Greene/Hernndez

Complete games in **BOLD CAPS**

REDS VS BRAVES SINCE 1900

1900.....7-13	1920.....12-9	1940.....12-9	1960.....9-13	1980.....16-2	2000.....5-2
1901.....8-11	1921.....9-13	1941.....13-9	1961.....15-7	1981.....5-6	2001.....2-4
1902.....9-11	1922.....17-5	1942.....16-5	1962.....13-5	1982.....4-14	2002.....2-4
1903.....13-7	1923.....15-7	1943.....11-11	1963.....10-8	1983.....6-12	2003.....3-3
1904.....15-7	1924.....10-12	1944.....14-8	1964.....9-9	1984.....5-13	2004.....4-2
1905.....14-8	1925.....13-9	1945.....12-10	1965.....12-6	1985.....11-7	2005.....3-7
1906.....10-11	1926.....10-12	1946.....7-15	1966.....8-10	1986.....12-6	2006.....3-4
1907.....13-9	1927.....18-4	1947.....9-13	1967.....13-5	1987.....10-8	2007.....6-1
1908.....14-8	1928.....12-10	1948.....8-13	1968.....8-10	1988.....13-5	2008.....3-3
1909.....17-5	1929.....14-8	1949.....10-12	1969.....6-12	1989.....10-8	2009.....6-3
1910.....14-8	1930.....9-13	1950.....5-17	1970.....13-5	1990.....10-8	2010.....2-3
1911.....17-4	1931.....14-8	1951.....12-10	1971.....9-9	1991.....7-11	2011.....3-3
1912.....11-11	1932.....13-9	1952.....13-9	1972.....9-9	1992.....9-9	2012.....5-1
1913.....14-8	1933.....10-12	1953.....8-14	1973.....13-5	1993.....3-10	2013.....3-4
1914.....8-14	1934.....7-15	1954.....10-12	1974.....11-7	1994.....5-5	2014.....2-5
1915.....7-15	1935.....12-10	1955.....9-13	1975.....15-3	1995.....5-8	2015.....4-3
1916.....9-13	1936.....9-13	1956.....9-13	1976.....12-6	1996.....5-7	2016.....4-3
1917.....12-10	1937.....11-11	1957.....4-18	1977.....14-4	1997.....2-9	2017.....3-3
1918.....8-10	1938.....9-11	1958.....5-17	1978.....12-6	1998.....2-7	2018.....4-3
1919.....16-4	1939.....16-6	1959.....11-11	1979.....12-6	1999.....1-8	2019.....4-3



2019: 84-78
3RD, NL CENTRAL

Sweep Information

Last Sweep by Reds

at Cin at Chi
2-Game: 5/16-17/11 5/14-15/66
3-Game: 9/24-26/96 8/12-14/13
4-Game: 6/21-24/18 #8/16-18/68
DH: 7/8/2014 8/18/68

Last Sweep by Cubs

at Cin at Chi
2-Game: 4/24-26/15 7/21-22/04
3-Game: 6/27-29/16 5/16-5/18/17
4-Game: 9/27-30/37 8/23-26/18
DH: 7/9/72 8/28/84
 # Includes doubleheader

Series Highs

Runs Scored by Cin (Game)

23 (7/16/1949, 23-4 at Cin)

Runs Scored by Chi (Game)

22 (8/13/1937, 22-6 at Chi)

Longest Game

18 Inn. (4x, Last: 5/10/1979 at Chi)

Win Streak by Cin (Single Season)

8g (6/19-9/1, 1917)

Win Streak by Chi (Single Season)

15g (4/25-8/3, 1945)

REGULAR SEASON RECORD VS CUBS *

Record Since 1900: 1,080-1,101
 At League Park I & II: 9-8
 At Palace of the Fans: 42-66
 At Crosley Field: 342-272
 At Riverfront/Cinergy Field: 107-89
 At Great American Ball Park: 75-69
 At West Side Grounds: 55-118
 At Wrigley Field: 450-479
 In 2019: 11-8
 At Great American Ball Park: 6-4
 At Wrigley Field: 5-4
 * 1,148 - 1,172 since 1890



MANAGER

David Ross
 1st season at Chi (0-0)
 1st in MLB (0-0)

2020 SCHEDULE

Fri, 5/29 at Chi 2:20
 Sat, 5/30 at Chi 2:20
 Sun, 5/31 at Chi 2:20
Mon, 6/1 at Chi 8:05
 Thu, 6/4 at Cin 7:10
 Fri, 6/5 at Cin 7:10
 Sat, 6/6 at Cin 4:10
 Sun, 6/7 at Cin 1:10
 Tue, 6/23 at Cin 7:10
 Wed, 6/24 at Cin 7:10
 Thu, 6/25 at Cin 12:35
 Fri, 7/17 at Chi 2:20
 Sat, 7/18 at Chi 2:20
Sun, 7/19 at Chi 2:20
 Tue, 8/11 at Cin 7:10
 Wed, 8/12 at Cin 7:10
 Fri, 9/4 at Chi 2:20
 Sat, 9/5 at Chi 2:20
 Sun, 9/6 at Chi 2:20
 All times eastern

2019 REGULAR SEASON RESULTS

5/14 at Cin ... L, 1-3 Hendricks / Roark / Cishek
 5/15 at Cin ... W, 6-5 (10) Garrett / Brach
 5/16 at Cin ... W, 4-2 Castillo / Quintana / Iglesias
 5/24 at Chi ... W, 6-5 Hernandez / Cishek / Iglesias
 5/25 at Chi ... L, 6-8 Maples / Hughes / Chatwood
 5/26 at Chi ... W, 10-2 Roark / Quintana
 6/28 at Cin ... W, 6-3 Gray / Hamels / Lorenzen
 6/29 at Cin ... L, 0-6 Quintana / Castillo
 6/30 at Cin ... L, 8-6 DeSclafani / Lester / Iglesias
 7/15 at Chi ... W, 6-3 Castillo / Cishek / Iglesias
 7/16 at Chi ... L, 3-4 (10) Cishek / Iglesias
 7/17 at Chi ... L, 2-5 Darvish / Gray / Kimbrel
 8/8 at Cin ... L, 5-12 Chatwood / Gausman
 8/9 at Cin ... W, 5-2 Bauer / Darvish / Iglesias
 8/10 at Cin ... W, 10-1 Gray / Hendricks / Romano
 8/11 at Cin ... L, 3-6 Phelps / Lorenzen / Strop
 9/16 at Chi ... L, 2-8 Mills / Gausman
 9/17 at Chi ... W, 4-2 Gray / Darvish / Iglesias
 9/18 at Chi ... W, 3-2 (10) ... Garrett/Norwood/Iglesias

Complete games in **BOLD CAPS**

REDS VS CUBS SINCE 1900

1900..... 11-9	1920 13-9	1940 16-6	1960 12-10	1980..... 5-7	2000..... 8-4
1901 10-10	1921..... 9-13	1941..... 14-8	1961..... 10-12	1981 5-1	2001 4-13
1902..... 8-12	1922 11-11	1942..... 9-13	1962 14-4	1982..... 6-6	2002..... 12-5
1903 11-9	1923..... 13-9	1943..... 13-9	1963..... 9-9	1983..... 8-4	2003 7-10
1904..... 8-13	1924 13-9	1944 13-9	1964 12-6	1984..... 5-7	2004..... 8-9
1905 10-12	1925..... 12-10	1945 1-21	1965..... 11-7	1985 6-5	2005..... 9-6
1906..... 4-18	1926 9-13	1946 9-13	1966 12-6	1986..... 7-5	2006..... 9-10
1907 5-17	1927 8-14	1947 10-12	1967 6-12	1987 6-6	2007 9-9
1908 6-16	1928 9-13	1948 12-10	1968 11-7	1988..... 6-6	2008..... 7-8
1909..... 6-16	1929..... 8-14	1949 13-9	1969 6-6	1989 5-7	2009..... 5-10
1910 6-16	1930 11-11	1950..... 17-4	1970 5-7	1990..... 8-4	2010 12-4
1911 8-14	1931..... 8-14	1951..... 12-10	1971 6-6	1991 8-4	2011 11-7
1912 10-11	1932 10-12	1952 9-13	1972..... 4-8	1992..... 7-5	2012..... 12-4
1913..... 9-13	1933..... 11-11	1953..... 10-12	1973 4-8	1993 5-7	2013 14-5
1914 5-17	1934 8-14	1954 14-8	1974 7-5	1994 7-5	2014 11-8
1915 9-13	1935..... 8-14	1955 11-11	1975 11-1	1995 7-3	2015 6-13
1916 13-9	1936 12-10	1956 16-6	1976..... 9-3	1996..... 8-5	2016..... 4-15
1917..... 14-8	1937 8-14	1957 15-7	1977 5-7	1997 5-7	2017 7-12
1918 7-10	1938 11-11	1958 12-10	1978..... 5-7	1998..... 5-6	2018..... 8-11
1919 12-8	1939..... 12-10	1959..... 13-9	1979 5-7	1999 8-5	2019 11-8

OPPONENTS



2019: 71-91
4TH, NL WEST

Sweep Information

Last Sweep by Reds

	at Cin	at Col
2-Game:	None	None
3-Game:	7/15-17/05	7/27-29/12
4-Game:	7/13-16/06	None
DH:	8/17/96	*8/25/97

Last Sweep by Rockies

	at Cin	at Col
2-Game:	None	*7/23/98
3-Game:	7/31-8/2/09	6/3-5/05
4-Game:	None	9/6-9/10
DH:	None	*8/17/14

* Day-night doubleheader

Series Highs

Runs Scored by Cin (Game)

24 (5/19/1999, 24-12 at Col)

Runs Scored by Col (Game)

17 (7/26/15, 17-7 at Col)

Longest Game

13 Inn. (6/7/2018 vs Col)

Win Streak by Cin (Single Season)

5g (2x, Last: 5/26-7/29, 2012)

Win Streak by Col (Single Season)

7g (7/31-9/10, 2009)

REGULAR SEASON RECORD VS ROCKIES

All-Time Since 1993:	101-106
At Riverfront/Cinergy Field:	31-18
At Great American Ball Park:	28-25
At Mile High Stadium:	3-7
At Coors Field:	39-56
In 2019:	3-3
At Great American Ball Park:	2-1
At Coors Field:	1-2



MANAGER

Bud Black
 4th season at Col (249-238)
 13th in MLB (898-951)

2020 SCHEDULE

Thu, 5/7 at Col	8:40
Fri, 5/8 at Col	8:40
Sat, 5/9 at Col	8:10
Sun, 5/10 at Col	3:10
Fri, 7/24 at Cin	6:40
Sat, 7/25 at Cin	7:10
Sun, 7/26 at Cin	1:10

All times eastern

2019 REGULAR SEASON RESULTS

7/12 at Col L, 2-3	Diaz / Hernandez / Davis
7/13 at Col W, 17-9	Hughes / Bettis
7/14 at Col L, 9-10	Senzatela / Mahle / Davis
7/26 at Cin L, 2-12	Márquez / Castillo
7/27 at Cin W, 3-1	DeSclafani / González / Iglesias
7/28 at Cin W, 3-2	Sims / McGee / Iglesias

Complete games in **BOLD CAPS**

REDS VS ROCKIES SINCE 1993

1993 9-4	1998 4-5	2003 4-2	2008 1-5	2012 5-1	2016 5-2
1994 4-4	1999 7-2	2004 3-3	2009 0-7	2013 2-4	2017 3-4
1995 5-7	2000 6-3	2005 3-3	2010 2-5	2014 3-4	2018 2-4
1996 7-6	2001 3-6	2006 5-1	2011 3-4	2015 2-4	2019 3-3
1997 5-6	2002 3-3	2007 2-4			



2019: 106-56

1ST, NL WEST

Lost to Wsh in NLDS, 3-2

Sweep Information

Last Sweep by Reds

	at Cin	at LAD
2-Game:	5/7-8/96	9/23-24/92
3-Game:	9/6-8/13	6/13-15/11
4-Game:	#9/22-24/69	5/10-13/18
DH:	8/8/86	8/16/61

Last Sweep by Dodgers

	at Cin	at LAD
2-Game:	9/26-27/83	7/20-21/98
3-Game:	6/16-18/17	4/15-17/19
4-Game:	#6/6-8/52	4/14-17/75
DH:	6/30/78	8/9/70

Includes doubleheader

Series Highs

Runs Scored by Cin (Game)

23 (6/8/1940, 23-2 at Cin)

Runs Scored by LAD (Game)

25 (9/23/1901, 25-6 at Cin)

Longest Game

19 Inn. (2x, Last: 8/8/1972 at Cin)

Win Streak by Cin (Single Season)

10g (7/27-9/15, 1926)

Win Streak by LAD (Single Season)

11g (7/21-9/16, 1947)

REGULAR SEASON RECORD VS DODGERS *

Record Since 1900:	1,024-1,077
At League Park II:	5-14
At Palace of the Fans:	74-39
At Crosley Field:	332-296
At Riverfront / Cinergy Field:	118-123
At Great American Ball Park:	23-35
At Washington Park III / Ebbets Field:	277-344
At Los Angeles Coliseum:	22-22
At Dodger Stadium:	173-204
In 2019:	1-5
At Great American Ball Park:	1-2
At Dodger Stadium:	0-3

* 1,102 - 1,135 since 1990



MANAGER

Dave Roberts
5th season at LA (393-256)
6th in MLB (393-257)

2020 SCHEDULE

Tue, 6/9 at Cin	7:10
Wed, 6/10 at Cin	7:10
Thu, 6/11 at Cin	12:35
Mon, 6/29 at LAD	10:10
Tue, 6/30 at LAD	10:10
Wed, 7/1 at LAD	10:10
Thu, 7/2 at LAD	10:10

All times eastern

2019 REGULAR SEASON RESULTS

4/15 at LAD .. L, 3-4	Jansen / Iglesias
4/16 at LAD .. L, 1-6	Maeda / Mahle
4/17 at LAD .. L, 2-3	Buehler / Gray / Jansen
5/17 at Cin ... L, 0-6	Hill / DeSclafani
5/18 at Cin ... W, 4-0	Mahle / Buehler
5/19 at Cin ... L, 3-8	Ryu / Roark

Complete games in **BOLD CAPS**

REDS VS DODGERS SINCE 1900

1900.....4-15	192012-10	194014-8	196012-10	1980.....9-9	2000.....4-5
19016-14	1921.....11-10	1941.....8-14	1961.....12-10	1981.....8-8	20014-2
19028-12	192214-8	19427-15	19629-9	19827-11	20024-2
190310-10	192314-8	19439-13	19638-10	19837-11	20032-4
190414-8	192410-12	194414-8	196414-4	19847-11	20044-2
190518-4	192510-12	194511-11	19656-12	19857-11	20053-4
190614-8	192618-4	19468-14	19666-12	198610-8	20060-6
19077-15	192710-11	19477-15	19678-10	198710-8	20072-4
190816-6	192812-10	19484-18	19689-9	19887-11	20081-7
190917-5	192911-11	19495-17	196910-8	19898-10	20091-5
191015-7	19309-13	195010-12	197013-5	19909-9	20105-4
191111-11	193112-10	19518-14	19717-11	19916-12	20114-2
191216-6	19327-15	19525-17	19729-5	199211-7	20122-4
191313-9	193312-10	19537-15	197311-7	19935-8	20134-3
191411-11	19349-13	19546-16	19746-12	19943-6	20143-4
191511-11	193511-11	195510-12	19758-10	19954-3	20151-6
19167-15	193613-9	195611-11	197613-5	19964-8	20162-5
191712-10	193710-12	195710-12	197710-8	19976-5	20170-6
191812-6	193813-9	195811-11	19789-9	19985-4	20186-1
191913-7	193912-10	195913-9	197911-7	19994-3	20191-5



2019: 57-105
5TH, NL EAST

Sweep Information
Last Sweep by Reds

	at Cin	at Mia
2-Game:	5/13-14/98	None
3-Game:	4/9-11/19	5/14-16/13
4-Game:	9/10-13/99	None
DH:	None	None

Last Sweep by Marlins

	at Cin	at Mia
2-Game:	None	^5/27-29/96
3-Game:	5/23-25/03	7/8-10/16
4-Game:	None	None
DH:	None	None

[^] One game rained out in 3-game series

Series Highs
Runs Scored by Cin (Game)

22 (8/31/1996, 22-8 at Cin)

Runs Scored by Mia (Game)

16 (6/23/1995, 16-4 at Cin)

Longest Game

15 Inn. (5/11/1995 at Fla)

Win Streak by Cin (Single Season)

9g (5/13-8/30, 1998)

Win Streak by Mia (Single Season)

5g (5/27-8/6, 2000)

REGULAR SEASON RECORD VS MARLINS

All-Time Since 1993:	117-92
At Riverfront/Cinergy Field:	32-19
At Great American Ball Park:	33-22
At Joe Robbie/Pro Player/Dolphin/ Land Shark/Sun Life Stadium:	39-35
At Marlins Park:	13-16
In 2019:	6-1
At Great American Ball Park:	3-0
At Marlins Park:	3-1


MANAGER

Don Mattingly
 5th season at Mia (276-370)
 10th in MLB (722-733)

2020 SCHEDULE

Mon, 5/11 at Cin	6:40
Tue, 5/12 at Cin	6:40
Wed, 5/13 at Cin	12:35
Mon, 9/21 at Mia	6:40
Tue, 9/22 at Mia	6:40
Wed, 9/23 at Mia	6:40

All times eastern

2019 REGULAR SEASON RESULTS

4/9 at Cin	W, 14-0	Castillo / Ureña
4/10 at Cin ...	W, 2-1	Garrett/Steckenrider/Iglesias
4/11 at Cin ...	W, 5-0	Stephenson / López
8/26 at Mia ...	W, 6-3	Gray / López
8/27 at Mia ...	W, 8-5	Castillo / Smith / Iglesias
8/28 at Mia ...	W, 5-0	DeSclafani / Alcántara
8/29 at Mia ...	L, 3-4 (12)	Kingley / Iglesias

Complete games in **BOLD CAPS**

REDS VS MARLINS SINCE 1993

1993	7-5	1998	9-0	2003	2-4	2008	6-2	2012	3-3	2016	3-4
1994	7-5	1999	6-1	2004	4-2	2009	3-3	2013	6-1	2017	2-5
1995	6-6	2000	3-6	2005	2-4	2010	5-2	2014	4-3	2018	2-5
1996	3-9	2001	4-2	2006	4-2	2011	3-3	2015	3-4	2019	6-1
1997	5-6	2002	5-1	2007	4-3						



2019: 89-73
2ND, NL CENTRAL
 Lost to Wsh in NL Wild Card, 4-3

Sweep Information

Last Sweep by Reds

	at Cin	at Mil
2-Game:	5/17-18/10	7/15-16/02
3-Game:	9/4-6/17	8/25-27/09
4-Game:	None	5/13-16/02
DH:	None	None

Last Sweep by Brewers

	at Cin	at Mil
2-Game:	None	4/27-28/04
3-Game:	9/24-26/19	4/24-26/17
4-Game:	8/25-28/03	None
DH:	9/5/15	None

Series Highs

Runs Scored by Cin (Game)

17 (8/7/1998, 17-0 at Cin)

Runs Scored by Mil (Game)

15 (5/6/2009, 15-3 at Cin)

Longest Game

13 Inn. (3x, Last: 8/25/2009 at Mil)

Win Streak by Cin (Single Season)

7g (7/27-9/21, 2010)

Win Streak by Mil (Single Season)

7g (4/17-6/29, 2018)

REGULAR SEASON RECORD VS BREWERS *

All-Time Since 1997: * 188-183-1
 At Cnergy Field: 20-20-1
 At Great American Ball Park: 82-69
 At Milwaukee County Stadium: 7-10
 At Miller Park: 79-84
 In 2019: 8-11
 At Great American Ball Park: 3-7
 At Miller Park: 5-4

* 188-183-1 record includes a 3-game Reds sweep in 1997, when the Brewers were in the American League



MANAGER

Craig Counsell
 6th season at Mil (405-381)
 6th in MLB (405-381)

2020 SCHEDULE

Mon, 4/6 at Cin 6:40
 Tue, 4/7 at Cin 6:40
 Thu, 5/14 at Cin 6:40
 Fri, 5/15 at Cin 7:10
 Sat, 5/16 at Cin 1:10
 Sun, 5/17 at Cin 1:10
 Fri, 6/12 at Mil 8:10
 Sat, 6/13 at Mil 4:10
 Sun, 6/14 at Mil 2:10
 Thu, 8/20 at Mil 8:10
 Fri, 8/21 at Mil 8:10
 Sat, 8/22 at Mil 7:10
 Sun, 8/23 at Mil 2:10
 Thu, 8/27 at Cin 7:10
 Fri, 8/28 at Cin 7:10
 Sat, 8/29 at Cin 7:10
 Sun, 8/30 at Cin 1:10
 Tue, 9/8 at Mil 7:40
 Wed, 9/9 at Mil 4:10

All times eastern

2019 REGULAR SEASON RESULTS

4/1 at Cin L, 3-4 Wilson / Iglesias / Hader
 4/2 at Cin L, 3-4 Chacin / Duke / Hader
 4/3 at Cin L, 0-1 Peralta / Castillo / Wilson
 5/21 at Mil ... W, 3-0 Gray / Gonzalez / Iglesias
 5/22 at Mil ... L, 9-11 Guerra / Peralta / Hader
 6/20 at Mil ... W, 7-1 Roark / Nelson
 6/21 at Mil ... W, 11-7 Hernandez / Anderson
 6/22 at Mil ... L, 5-6 Albers / Castillo / Hader
 6/23 at Mil ... L, 5-7 Woodruff / DeSclafani
 7/1 at Cin ... L, 6-8 . Claudio / Hernandez / Jeffress
 7/2 at Cin ... W, 5-4 (11) Iglesias / Burnes
 7/3 at Cin ... W, 3-0 Gray / Chacin / Iglesias
 7/4 at Cin ... W, 1-0 Castillo / Woodruff / Iglesias
 7/22 at Mil ... W, 6-5 Peralta / Jeffress / Hughes
 7/23 at Mil ... W, 14-6 Roark / Davies / Romano
 7/24 at Mil ... L, 4-5 Albers / Sims / Peralta
 9/24 at Cin ... L, 2-4 Suter / Gray / Hader
 9/25 at Cin ... L, 2-9 Lyles / Mahle
 9/26 at Cin ... L, 3-5 Anderson / Castillo / Hader

Complete games in **BOLD CAPS**

REDS VS BREWERS SINCE 1997

1997 (AL) ... 3-0	2001 6-10	2005 6-10	2009 8-7	2013 10-9	2017 8-11
1998 6-5	2002 13-6	2006 9-10	2010 11-3	2014 10-9	2018 6-13
1999 6-6	2003 8-10	2007 8-7	2011 8-8	2015 9-10	2019 8-11
2000 5-8	2004 10-8	2008 10-8	2012 9-6	2016 11-8	



2019: 86-76
3RD, NL EAST

Sweep Information

Last Sweep by Reds

	at Cin	at NYM
2-Game:	5/6-7/92	[^] 5/25-27/92
3-Game:	4/4-7/05	5/20-22/13
4-Game:	#7/11-13/75	#8/19-21/77
DH:	7/18/80	8/19/77

Last Sweep by Mets

	at Cin	at NYM
2-Game:	4/28-29/97	4/22-23/97
3-Game:	9/5-7/16	4/25-27/16
4-Game:	9/24-27/15	7/18-21/97
DH:	6/17/66	5/19/98

[#] Includes doubleheader

[^] One game rained out in 3-game series

Series Highs

Runs Scored by Cin (Game)

15 (5/13/1980, 15-4 at Cin)

Runs Scored by NYM (Game)

15 (4/28/1997, 15-2 at Cin)

Longest Game

16 Inn. (8/20/1973 at NYM)

Win Streak by Cin (Single Season)

8g (4/24-8/3, 1962)

Win Streak by NYM (Single Season)

7g (6/26-9/27, 2015)

REGULAR SEASON RECORD VS METS

All-Time Since 1962:	323-291
At Crosley Field:	51-20
At Riverfront/Cinergy Field:	100-77
At Great American Ball Park:	20-34
At Polo Grounds:	9-9
At Shea Stadium:	126-131
At Citi Field:	17-20
In 2019:	3-4
At Great American Ball Park:	1-2
At Citi Field:	2-2



MANAGER

Luis Rojas
1st season at NYM (0-0)
1st in MLB (0-0)

2020 SCHEDULE

Mon, 5/4 at NYM.....	7:10
Tue, 5/5 at NYM.....	7:10
Wed, 5/6 at NYM.....	12:10
Tue, 7/21 at Cin.....	7:10
Wed, 7/22 at Cin.....	7:10
Thu, 7/23 at Cin.....	12:35

All times eastern

2019 REGULAR SEASON RESULTS

4/29 at NYM . W, 5-4	Iglesias / Diaz
4/30 at NYM . L, 3-4 (10)	Gagnon / Iglesias
5/1 at NYM ... W, 1-0	Duke / Diaz / Lorenzen
5/2 at NYM ... L, 0-1	SYNDERGAARD / Mahle
9/20 at Cin ... L, 1-8	deGrom / Castillo
9/21 at Cin ... W, 3-2	Kuhnel / Wilson / Iglesias
9/22 at Cin ... L, 3-6	Brach / Bauer / Wilson

Complete games in **BOLD CAPS**

REDS VS METS SINCE 1962

1962 13-5	1972..... 8-4	1982..... 7-5	1992..... 7-5	2002..... 2-4	2012..... 6-2
1963..... 10-8	1973..... 8-4	1983..... 7-5	1993..... 6-6	2003..... 2-4	2013..... 4-2
1964..... 11-7	1974..... 9-3	1984..... 3-9	1994..... 2-4	2004..... 3-3	2014..... 2-4
1965..... 11-7	1975..... 8-4	1985..... 4-8	1995..... 7-5	2005..... 3-3	2015..... 0-7
1966..... 10-7	1976..... 6-6	1986..... 4-8	1996..... 6-6	2006..... 3-4	2016..... 0-6
1967..... 12-6	1977..... 10-2	1987..... 7-5	1997..... 2-9	2007..... 2-5	2017..... 3-4
1968..... 10-8	1978..... 7-5	1988..... 4-7	1998..... 3-6	2008..... 3-4	2018..... 3-3
1969..... 6-6	1979..... 8-4	1989..... 4-8	1999..... 5-5	2009..... 2-4	2019..... 3-4
1970..... 8-4	1980..... 8-4	1990..... 6-6	2000..... 5-4	2010..... 4-2	
1971..... 8-4	1981..... 7-3	1991..... 5-7	2001..... 4-2	2011..... 2-5	



2019: 81-81
4TH, NL EAST

Sweep Information

Last Sweep by Reds

at Cin at Phi
2-Game: 8/26-27/91 [^]4/5-7/96
3-Game: 4/4-7/16 6/27-29/95
4-Game: #6/24-26/96 #7/22-24/96
DH: 5/26/97 7/22/96

Last Sweep by Phillies

at Cin at Phi
2-Game: [^]4/26-28/96 4/9-10/63
3-Game: 5/12-14/06 4/9-11/18
4-Game: 8/29-9/1/11 7/8-11/10
DH: ^{*}9/21/02 5/15/75

Includes doubleheader

* Day-night doubleheader

[^] One game rained out in 3-game series

Series Highs

Runs Scored by Cin (Game)

24 (5/13/1902, 24-2 at Cin)

Runs Scored by Phi (Game)

22 (7/6/2009, 22-1 at Phi)

Longest Game

19 Inn. (2x, Last: 5/25/2011 at Phi)

Win Streak by Cin (Single Season)

17g (5/1-9/2, 1961)

Win Streak by Phi (Single Season)

8g (9/2-10/2, 1901)

REGULAR SEASON RECORD VS PHILLIES *

Record Since 1900: 1,076-879
 At League Park II: 9-12
 At Palace of the Fans: 62-49
 At Crosley Field: 388-240
 At Riverfront/Cinergy Field: 104-75
 At Great American Ball Park: 31-27
 At Baker Bowl: 190-210
 At Shibe Park: 172-155
 At Veterans Stadium: 102-75
 At Citizens Bank Park: 18-36
 In 2019: 3-4
 At Great American Ball Park: 2-2
 At Citizens Bank Park: 1-2

* 1,136 - 958 since 1890



MANAGER

Joe Girardi

1st season at Phi (0-0)

12th in MLB (988-794)

2020 SCHEDULE

Thu, 4/9 at Cin 6:40
 Fri, 4/10 at Cin 7:10
 Sat, 4/11 at Cin 4:10
 Sun, 4/12 at Cin 1:10
 Tue, 8/4 at Phi 7:05
 Wed, 8/5 at Phi 7:05
 Thu, 8/6 at Phi 7:05
 All times eastern

2019 REGULAR SEASON RESULTS

6/7 at Phi L, 2-4 Eflin / Mahle / Neris
 6/8 at Phi L, 1-4 PIVETTA / Roark
 6/9 at Phi W, 4-3 Duke / Álvarez / Iglesias
 9/2 at Cin L, 1-7 Smyly / DeSclafani
 9/3 at Cin L, 2-6 Vincent / Garrett
 9/4 at Cin W, 8-5 Lorenzen / Álvarez / Iglesias
 9/5 at Cin W, 4-3 (11) Bowman / Vincent
 Complete games in **BOLD CAPS**

REDS VS PHILLIES SINCE 1900

1900..... 9-11	1920 14-8	1940 15-7	1960 9-13	1980..... 7-5	2000..... 3-4
1901 4-16	1921 13-9	1941 16-6	1961 19-3	1981 5-2	2001 2-4
1902 13-7	1922 15-7	1942 16-6	1962 8-10	1982 5-7	2002 2-4
1903 12-8	1923 19-3	1943 19-3	1963 8-10	1983 6-6	2003 5-4
1904 16-6	1924 16-5	1944 13-9	1964 9-9	1984 5-7	2004 3-3
1905 13-9	1925 16-6	1945 12-10	1965 13-5	1985 7-5	2005 3-4
1906 11-11	1926 16-6	1946 8-14	1966 10-8	1986 7-5	2006 2-4
1907 8-13	1927 16-6	1947 13-9	1967 10-8	1987 5-7	2007 2-4
1908 10-12	1928 13-7	1948 11-11	1968 11-7	1988 9-3	2008 3-5
1909 9-12	1929 11-11	1949 13-9	1969 10-2	1989 4-8	2009 2-5
1910 10-12	1930 12-10	1950 4-18	1970 7-5	1990 7-5	2010 2-5
1911 10-12	1931 9-13	1951 11-11	1971 5-7	1991 9-3	2011 1-7
1912 8-14	1932 9-13	1952 10-12	1972 10-2	1992 7-5	2012 3-4
1913 5-17	1933 7-14	1953 12-10	1973 8-4	1993 4-8	2013 4-2
1914 9-13	1934 9-10	1954 14-8	1974 8-4	1994 4-2	2014 3-3
1915 9-13	1935 13-9	1955 11-11	1975 7-5	1995 9-3	2015 4-2
1916 5-17	1936 13-9	1956 11-11	1976 5-7	1996 10-2	2016 4-2
1917 8-14	1937 11-11	1957 16-6	1977 8-4	1997 8-3	2017 4-2
1918 12-7	1938 14-7	1958 15-7	1978 7-5	1998 4-5	2018 3-4
1919 15-5	1939 19-3	1959 9-13	1979 8-4	1999 6-3	2019 3-4



2019: 69-93
5TH, NL CENTRAL

Sweep Information

Last Sweep by Reds

	at Cin	at Pit
2-Game:	6/10-11/97	*8/3-4/07
3-Game:	9/15-17/17	4/10-12/17
4-Game:	#8/31-9/2/09	7/2-5/92
DH:	*8/31/09	7/12/74

Last Sweep by Pirates

	at Cin	at Pit
2-Game:	5/18-19/11	8/20-21/98
3-Game:	7/20-22/18	8/23-25/19
4-Game:	7/11-14/91	4/4-7/19
DH:	*9/17/16	8/28/07

Includes doubleheader

* Day-night doubleheader

^ One game rained out in 3-game series

Series Highs

Runs Scored by Cin (Game)

19 (4x, Last: 8/25/1995, 19-3 at Pit)

Runs Scored by Pit (Game)

23 (4/27/1912, 23-4 at Pit)

Longest Game

16 Inn. (4x, Last: 6/29/1965 at Pit)

Win Streak by Cin (Single Season)

11g (2x, Last: 7/22-9/15, 1956)

Win Streak by Pit (Single Season)

17g (5/31-10/3, 1937)

REGULAR SEASON RECORD VS PIRATES *

Record Since 1900:	1,073-1,111
At League Park II:	8-12
At Palace of the Fans:	44-65
At Crosley Field:	345-269
At Riverfront/Cinergy Field:	106-94
At Great American Ball Park:	79-71
At Exposition Park:	36-60
At Forbes Field:	273-375
At Three Rivers Stadium:	101-82
At PNC Park:	81-83
In 2019:	7-12
At Great American Ball Park:	5-4
At PNC Park:	2-8

* 1,148 - 1,177 since 1890



MANAGER

Derek Shelton
1st season at Pit (0-0)
1st in MLB (0-0)

2020 SCHEDULE

Thu, 4/2 at Pit	1:35
Sat, 4/4 at Pit	1:35
Sun, 4/5 at Pit	1:35
Tue, 5/26 at Cin	6:40
Wed, 5/27 at Cin	6:40
Thu, 5/28 at Cin	12:35
Tue, 6/2 at Pit	7:05
Wed, 6/3 at Pit	7:05
Fri, 7/10 at Cin	7:10
Sat, 7/11 at Cin	4:10
Sun, 7/12 at Cin	1:10
Thu, 8/13 at Cin	5:10
Fri, 8/14 at Cin	7:10
Sat, 8/15 at Cin	7:10
Sun, 8/16 at Cin	1:10
Thu, 9/24 at Pit	7:05
Fri, 9/25 at Pit	7:05
Sat, 9/26 at Pit	7:05
Sun, 9/27 at Pit	3:05

All times eastern

2019 REGULAR SEASON RESULTS

3/28 at Cin .. W, 5-3	Duke / Taillon / Hernandez
3/30 at Cin	Postponed, played 5/27
3/31 at Cin .. L, 0-5	Williams / Gray
4/4 at Pit L, 0-2	Kingham/Hernandez/Vázquez
4/5 at Pit L, 0-2	Musgrove / Gray / Vázquez
4/6 at Pit L, 5-6 (10)	Liriano / Iglesias
4/7 at Pit L, 5-7	Archer/DeSclafani/Rodríguez
5/27 at Cin .. L, 5-8	Crick / Hernandez / Vázquez
5/27 at Cin .. W, 8-1	Gray / Keller
5/28 at Cin .. W, 11-6	Sims / Lyles
5/29 at Cin .. L, 2-7	Brault / DeSclafani
7/29 at Cin .. W, 11-6	Gray / McRae
7/30 at Cin .. L, 4-11	Musgrove / Roark
7/31 at Cin .. W, 4-1	Sims / McGee, Iglesias
8/23 at Pit ... L, 2-3	Vázquez / Iglesias
8/24 at Pit ... L, 0-14	Williams / Wood
8/25 at Pit ... L, 8-9	Agrazal / Bauer / Vázquez
9/27 at Pit ... L, 5-6	Rios / Iglesias
9/28 at Pit ... W, 4-2 (12)	Alaniz / McRae
9/29 at Pit ... W, 3-1	Mahle / Williams / Lorenzen

Complete games in **BOLD CAPS**

REDS VS PIRATES SINCE 1900

1900.....12-8	192012-10	194016-6	19606-16	1980.....6-6	2000.....7-6
19017-13	1921.....8-14	1941.....12-10	1961.....11-11	1981.....4-2	20019-8
1902.....5-15	1922.....11-11	1942.....12-9	1962.....13-5	1982.....4-8	2002.....11-7
19034-16	1923.....8-14	1943.....9-13	1963.....11-7	1983.....6-6	20035-11
1904.....11-11	192412-10	194412-10	19648-10	1984.....7-5	20049-10
1905.....9-13	1925.....8-13	1945.....10-12	1965.....8-10	1985.....9-3	2005.....9-7
1906.....8-14	1926.....13-9	1946.....13-9	1966.....8-10	1986.....10-2	2006.....9-7
1907.....10-12	1927.....8-14	1947.....13-9	1967.....10-8	1987.....4-8	20079-7
19088-14	192812-10	19489-13	196810-8	1988.....7-5	2008.....6-9
1909.....7-15	1929.....9-13	19499-13	1969.....5-7	1989.....7-5	2009.....13-5
1910.....10-12	1930.....8-14	1950.....12-10	19708-4	1990.....6-6	2010.....10-6
1911.....10-12	1931.....6-16	1951.....12-10	19715-7	19912-10	2011.....5-10
191211-11	19328-14	195216-6	19728-4	1992.....6-6	2012.....11-7
1913.....8-13	1933.....7-15	1953.....15-7	19737-5	19938-4	2013.....8-11
19148-14	19347-15	195415-7	19748-4	19949-3	2014.....12-7
1915.....12-10	1935.....8-13	1955.....14-8	1975.....6-6	1995.....8-5	2015.....11-8
191613-9	19368-14	195617-5	1976.....8-4	1996.....5-8	2016.....9-10
1917.....12-10	1937.....1-21	1957.....14-8	1977.....3-9	19978-4	2017.....13-6
19184-12	193810-12	195810-12	1978.....4-7	1998.....5-7	2018.....5-14
1919.....14-6	1939.....16-6	1959.....9-13	1979.....8-4	1999.....7-6	2019.....7-12



2019: 91-71

1ST, NL CENTRAL

Beat Atl in the NLDS, 3-2

Lost to Wsh in NLCS, 4-0

Sweep Information

Last Sweep by Reds

	at Cin	at StL
2-Game:	5/1-2/06	6/26-27/01
3-Game:	7/13-15/12	6/5-7/06
4-Game:	6/5-8/17	5/4-7/90
DH:	9/22/96	7/20/70

Last Sweep by Cardinals

	at Cin	at StL
2-Game:	7/5-6/82	6/28-29/05
3-Game:	9/19-21/17	4/20-22/18
4-Game:	4/12-15/18	8/13-16/01
DH:	6/28/59	9/7/64

Includes doubleheader

Series Highs

Runs Scored by Cin (Game)

19 (7/1/1956, 19-15 at StL)

Runs Scored by StL (Game)

18 (6/10/1944, 18-0 at Cin)

Longest Game

18 Inn. (7/1/1934 g1 at Cin)

Win Streak by Cin (Single Season)

8g (2x, Last: 5/4-7/26, 1970)

Win Streak by StL (Single Season)

13g (7/4-9/7, 1930)

REGULAR SEASON RECORD VS CARDINALS *

Record Since 1900:	1,012-1,165
At League Park II / Palace of the Fans /	
At Crosley Field:	384-360
At Riverfront / Cinergy Field:	107-86
At Great American Ball Park:	73-74
At Estadio de Béisbol Monterrey:	1-1
At Robison Field / Sportsman Park /	
Busch Stadium:	286-428
At Busch Stadium II:	119-139
At Busch Stadium III:	42-77
In 2019:	7-12
At Estadio de Béisbol Monterrey:	1-1
At Great American Ball Park:	3-5
At Busch Stadium III:	3-6

* 1,087 - 1,191 since 1892



MANAGER

Mike Schildt

3rd season at StL (132-99)

3rd in MLB (132-99)

2020 SCHEDULE

Thu, 3/26 at Cin	4:10
Sat, 3/28 at Cin	2:10
Sun, 3/29 at Cin	1:10
Mon, 4/20 at StL	7:45
Tue, 4/21 at StL	7:45
Wed, 4/22 at StL	1:15
Fri, 6/19 at StL	8:15
Sat, 6/20 at StL	2:15
Sun, 6/21 at StL	2:15
Fri, 8/7 at StL	8:15
Sat, 8/8 at StL	7:15
Sun, 8/9 at StL	2:15
Mon, 8/24 at Cin	7:10
Tue, 8/25 at Cin	7:10
Wed, 8/26 at Cin	12:35
Thu, 9/17 at Cin	6:40
Fri, 9/18 at Cin	7:10
Sat, 9/19 at Cin	4:10
Sun, 9/20 at Cin	1:10

All times eastern

2019 REGULAR SEASON RESULTS

4/13 at Cin * .. W, 5-2 ..	Hughes / Wainwright / Iglesias
4/14 at Cin * .. L, 5-9	Gant / Garrett / Hicks
4/26 at StL ... W, 12-1	DeSclafani / Mikolas
4/27 at StL ... L, 3-6	Hudson / Mahle / Hicks
4/28 at StL ... L, 2-5	Flaherty / Gray / Gant
6/4 at StL ... W, 4-1	Castillo / Cabrera / Iglesias
6/5 at StL	Postponed by rain
6/6 at StL ... L, 1-3	Gant / Lorenzen / Hicks
7/18 at Cin ... L, 4-7	Hudson / Stephenson / Miller
7/19 at Cin ... L, 11-12 ...	Wacha / Hughes / Martínez
7/20 at Cin ... W, 3-2	Garrett / Mikolas / Lorenzen
7/21 at Cin ... L, 1-3 ..	Gallegos / DeSclafani / Martínez
8/15 at Cin ... W, 2-1	Gray / Wacha / Iglesias
8/16 at Cin ... L, 4-13	Wainwright / Castillo
8/17 at Cin ... W, 6-1	DeSclafani / Mikolas
8/18 at Cin ... L, 4-5	Flaherty / Wood / Martínez
8/30 at StL	Postponed by rain
8/31 at StL ... L, 6-10	Hudson / Bauer
8/31 at StL ... L, 2-3	Gant / Iglesias
9/1 at StL ... L, 3-4	Martínez / Lorenzen
9/1 at StL ... W, 5-3 ...	Castillo/Ponce de Leon/Iglesias

* Games at Estadio de Béisbol Monterrey, Mexico

Complete games in **BOLD CAPS**

OPPONENTS

REDS VS CARDINALS SINCE 1900

1900.....12-8	192013-9	194012-10	19608-14	1980.....5-7	2000.....7-6
19019-11	1921.....12-10	1941.....10-12	1961.....14-8	1981.....0-5	2001.....7-10
1902.....13-7	1922.....8-14	1942.....7-15	1962.....8-10	1982.....5-7	2002.....8-11
1903.....12-7	1923.....10-12	1943.....10-12	1963.....11-7	1983.....6-6	2003.....9-7
1904.....14-8	1924.....13-9	1944.....8-14	1964.....10-8	1984.....4-8	2004.....5-14
1905.....10-12	1925.....12-10	1945.....9-13	1965.....10-8	1985.....5-7	2005.....5-11
1906.....12-9	1926.....14-8	1946.....8-14	1966.....11-7	1986.....7-5	2006.....9-6
1907.....14-8	1927.....8-14	1947.....8-14	1967.....5-13	1987.....4-8	2007.....6-9
1908.....11-11	1928.....12-10	1948.....10-12	1968.....7-11	1988.....6-6	2008.....5-10
1909.....12-10	1929.....3-19	1949.....5-17	1969.....8-4	1989.....8-4	2009.....8-8
1910.....12-10	1930.....3-19	1950.....7-15	1970.....9-3	1990.....9-3	2010.....6-12
1911.....6-16	1931.....2-20	1951.....8-14	1971.....8-4	1991.....4-8	2011.....9-6
1912.....13-9	1932.....6-16	1952.....10-12	1972.....10-2	1992.....7-5	2012.....7-8
1913.....10-12	1933.....7-15	1953.....7-15	1973.....6-6	1993.....5-7	2013.....8-11
1914.....10-12	1934.....6-16	1954.....8-14	1974.....6-6	1994.....2-2	2014.....7-12
1915.....14-8	1935.....8-14	1955.....11-11	1975.....8-4	1995.....8-5	2015.....7-12
1916.....8-14	1936.....10-12	1956.....13-9	1976.....6-6	1996.....5-8	2016.....9-10
1917.....9-13	1937.....7-15	1957.....9-13	1977.....5-7	1997.....6-6	2017.....9-10
1918.....13-8	1938.....13-9	1958.....12-10	1978.....8-4	1998.....8-3	2018.....7-12
1919.....14-6	1939.....11-11	1959.....11-11	1979.....8-4	1999.....8-4	2019.....7-12



2019: 70-92
5TH, NL WEST

Sweep Information

Last Sweep by Reds

	at Cin	at SD
2-Game:	4/17-18/90	9/30-10/1/87
3-Game:	8/9-11/02	7/29-31/05
4-Game:	5/10-13/93	#9/21-23/90
DH:	8/4/80	9/22/90

Last Sweep by Padres

	at Cin	at SD
2-Game:	7/24-25/95	10/2-3/85
3-Game:	5/4-6/01	6/12-14/17
4-Game:	None	None
DH:	6/7/85	7/25/90

Includes doubleheader

Series Highs

Runs Scored by Cin (Game)

15 (2x, Last: 8/4/2002, 15-10 at SD)

Runs Scored by SD (Game)

15 (4x, Last: 8/14/1987, 15-8 at SD)

Longest Game

18 Inn. (5/25/2008 at SD)

Win Streak by Cin (Single Season)

10g (6/8-9/25, 1980)

Win Streak by SD (Single Season)

9g (4/7-7/19, 1998)

REGULAR SEASON RECORD VS PADRES

All-Time Since 1969:	342-290
At Crosley Field:	7-4
At Riverfront/Cinergy Field:	147-100
At Great American Ball Park:	27-29
At San Diego/Jack Murphy/ Qualcomm Stadium:	139-128
At Petco Park:	22-29
In 2019:	5-2
At Great American Ball Park:	2-1
At Petco Park:	3-1



MANAGER

Jayce Tingler
1st season at SD (0-0)
1st in MLB (0-0)

2020 SCHEDULE

Fri, 5/22 at Cin	7:10
Sat, 5/23 at Cin	4:10
Sun, 5/24 at Cin	1:10
Mon, 5/25 at Cin	2:10
Tue, 6/16 at SD	10:10
Wed, 6/17 at SD	10:10
Thu, 6/18 at SD	3:40

All times eastern

2019 REGULAR SEASON RESULTS

4/18 at SD ... W, 4-1	Roark / Paddock / Iglesias
4/19 at SD ... W, 3-2 (11)	Hughes/Stammen/Lorenzen
4/20 at SD ... W, 4-2	Castillo / Lauer / Iglesias
4/21 at SD ... L, 3-4	Lucchesi / Mahle / Yates
8/19 at Cin .. L, 2-3	Perdomo / Bauer / Yates
8/20 at Cin .. W, 3-2	Gray / Quantrill / Iglesias
8/21 at Cin .. W, 4-2	Castillo / Yardley / Iglesias

Complete games in **BOLD CAPS**

REDS VS PADRES SINCE 1969

1969..... 11-7	1978..... 9-9	1987..... 12-6	1996..... 9-3	2004..... 2-4	2012..... 6-2
1970..... 8-10	1979..... 10-7	1988..... 10-8	1997..... 5-6	2005..... 4-2	2013..... 3-3
1971..... 10-8	1980..... 15-3	1989..... 9-9	1998..... 1-11	2006..... 2-4	2014..... 1-5
1972..... 8-10	1981..... 10-2	1990..... 9-9	1999..... 6-3	2007..... 2-4	2015..... 2-4
1973..... 13-5	1982..... 6-12	1991..... 8-10	2000..... 4-5	2008..... 4-3	2016..... 3-4
1974..... 12-6	1983..... 9-9	1992..... 11-7	2001..... 2-4	2009..... 1-6	2017..... 3-4
1975..... 11-7	1984..... 7-11	1993..... 9-4	2002..... 5-1	2010..... 2-4	2018..... 3-4
1976..... 13-5	1985..... 9-9	1994..... 8-2	2003..... 3-3	2011..... 4-2	2019..... 5-2
1977..... 11-7	1986..... 9-9	1995..... 3-6			



2019: 77-85
3RD, NL WEST

Sweep Information

Last Sweep by Reds

	at Cin	at SF
2-Game:	9/21-22/88	8/1-2/74
3-Game:	8/17-19/18	4/24-26/01
4-Game:	4/18-21/85	*6/26-29/14
DH:	4/29/84	4/15/73

* First 4-game sweep by opponent at AT&T

Last Sweep by Giants

	at Cin	at SF
2-Game:	5/13-14/97	9/18-19/91
3-Game:	4/5-7/99	5/3-5/02
4-Game:	5/12-15/83	7/26-29/90
DH:	7/12/80	8/9/87

Series Highs

Runs Scored by Cin (Game)

17 (3x, Last: 8/3/1994, 17-4 at SF)

Runs Scored by SF (Game)

25 (6/9/1901, 25-13 at Cin)

Longest Game

21 Inn. (9/1/1967 at Cin)

Win Streak by Cin (Single Season)

9g (2x, Last: 7/30-9/12, 1975)

Win Streak by SF (Single Season)

15g (2x, Last: 5/20-8/3, 1912)

REGULAR SEASON RECORD VS GIANTS *

Record Since 1900:	953-1,148
At League Park II / Palace of the Fans /	
Crosley Field:	355-397
At Riverfront/Cinergy Field:	139-103
At Great American Ball Park:	32-23
At Polo Grounds IV / Hilltop Park /	
Polo Grounds V:	231-396
At Seals Stadium:	9-13
At Candlestick / 3-Com Park:	152-180
At Pacific Bell / SBC / AT&T / Oracle:	35-36
In 2019:	4-3
At Great American Ball Park:	2-2
At Oracle Park:	2-1

* 1,023 - 1,218 since 1980



MANAGER

Gabe Kapler
1st season at SF (0-0)
3rd in MLB (161-163)

2020 SCHEDULE

Tue, 4/14 at Cin	6:40
Wed, 4/15 at Cin	6:40
Thu, 4/16 at Cin	12:35
Thu, 9/10 at SF	9:45
Fri, 9/11 at SF	10:15
Sat, 9/12 at SF	4:05
Sun, 9/13 at SF	4:05

All times eastern

2019 REGULAR SEASON RESULTS

5/3 at Cin	.. L, 11-12 (11)	.. Moronta / Hughes / Smith
5/4 at Cin	.. W, 9-2	.. Roark / Rodriguez
5/5 at Cin	.. L, 5-6	.. Watson / Iglesias / Smith
5/6 at Cin	.. W, 12-4	.. DeSclafani / Pomeranz
5/10 at SF	.. W, 7-0	.. Castillo / Rodriguez
5/11 at SF	.. W, 5-4	.. Garrett / Moronta / Iglesias
5/12 at SF	.. L, 5-6	.. Watson / Hernandez / Smith

Complete games in **BOLD CAPS**

REDS VS GIANTS SINCE 1900

1900.....7-13	1920.....6-16	1940.....15-7	1960.....11-11	1980.....7-11	2000.....3-6
1901.....8-12	1921.....8-14	1941.....15-7	1961.....12-10	1981.....9-5	2001.....4-2
1902.....14-6	1922.....10-12	1942.....9-13	1962.....7-11	1982.....6-12	2002.....2-4
1903.....12-8	1923.....12-10	1943.....16-6	1963.....8-10	1983.....10-8	2003.....3-3
1904.....10-12	1924.....9-13	1944.....15-7	1964.....7-11	1984.....12-6	2004.....3-3
1905.....5-16	1925.....9-13	1945.....6-16	1965.....6-12	1985.....12-6	2005.....3-5
1906.....5-16	1926.....7-15	1946.....14-8	1966.....7-10	1986.....9-9	2006.....2-5
1907.....9-13	1927.....7-15	1947.....13-9	1967.....8-10	1987.....7-11	2007.....4-3
1908.....8-14	1928.....8-14	1948.....10-12	1968.....8-10	1988.....11-7	2008.....5-1
1909.....9-13	1929.....10-12	1949.....7-15	1969.....10-8	1989.....8-10	2009.....3-3
1910.....8-14	1930.....7-15	1950.....11-11	1970.....9-9	1990.....7-11	2010.....3-4
1911.....8-14	1931.....7-15	1951.....5-17	1971.....9-9	1991.....10-8	2011.....5-2
1912.....6-16	1932.....7-15	1952.....6-16	1972.....10-5	1992.....10-8	2012.....4-3
1913.....5-17	1933.....4-17	1953.....9-13	1973.....10-8	1993.....2-11	2013.....6-1
1914.....9-13	1934.....6-16	1954.....7-15	1974.....11-7	1994.....7-2	2014.....5-2
1915.....9-13	1935.....8-14	1955.....9-13	1975.....13-5	1995.....3-3	2015.....2-5
1916.....5-16	1936.....9-13	1956.....14-8	1976.....9-9	1996.....9-4	2016.....3-3
1917.....11-11	1937.....8-14	1957.....12-10	1977.....10-8	1997.....4-7	2017.....4-3
1918.....12-7	1938.....12-9	1958.....11-11	1978.....12-6	1998.....2-7	2018.....4-2
1919.....12-8	1939.....11-11	1959.....8-14	1979.....6-12	1999.....4-5	2019.....4-3


2019: 93-69
2ND, NL EAST

Beat Mil in NL Wild Card, 4-3

Beat LAD in NLDS, 3-2

Beat STL in NLCS, 4-0

Beat Hou in World Series, 4-3

Sweep Information
Last Sweep by Reds

	at Cin	at Wsh
2-Game:	8/28-29/91	7/6-7/15
3-Game:	5/29-31/15	4/24-26/06
4-Game:	7/3-6/08	None
DH:	6/12/77	6/28/71

Last Sweep by Nationals

	at Cin	at Wsh
2-Game:	4/29-30/86	4/24-25/96
3-Game:	3/30-4/1/18	8/12-14/19
4-Game:	7/14-17/17	7/20-23/89
DH:	None	*4/19/03

* Day-night doubleheader

Series Highs
Runs Scored by Cin (Game)

19 (5/1/1989, 19-6 at Mtl)

Runs Scored by Wsh (Game)

19 (5/7/1978 g1, 19-5 at Cin)

Longest Game

Vs Expos, 16 Inn. (5/2/1976 at Cin)

Vs Nationals, 15 Inn. (5/19/14 at Wsh)

Win Streak by Cin (Single Season)

7g (5/6-8/24, 1998)

Win Streak by Wsh (Single Season)

6g (2x, Last: 5/22-8/2, 2007)

REGULAR SEASON RECORD VS NATIONALS *

All-Time Since 1969:	254-232
Vs Expos:	209-178
Vs Nationals:	45-54
At Crosley Field:	10-0
At Riverfront/Cinergy Field:	97-81
At Great American Ball Park:	29-27
At Jarry Park:	28-20
At Olympic Stadium:	70-72
At Hiram Bithorn Stadium:	1-2
At RFK Stadium:	5-4
At Nationals Park:	14-26
In 2019:	1-5
At Great American Ball Park:	1-2
At Nationals Park:	0-3
* 1969-2004 (Montreal Expos), 2005-present (Nationals)	


MANAGER

Dave Martinez

3rd season at Wsh (175-149)

3rd in MLB (175-149)

2020 SCHEDULE

Fri, 5/1 at Wsh	7:05
Sat, 5/2 at Wsh	1:05
Sun, 5/3 at Wsh	1:35
Fri, 6/26 at Cin	7:10
Sat, 6/27 at Cin	4:10
Sun, 6/28 at Cin	1:10
All times eastern	

2019 REGULAR SEASON RESULTS

5/31 at Cin	W, 9-3	Mahle / Corbin
6/1 at Cin	L, 2-5	Rainey / Roark / Doolittle
6/2 at Cin	L, 1-4	Scherzer / Gray / Doolittle
8/12 at Wsh ..	L, 6-7	Fedde / DeSclafani / Doolittle
8/13 at Wsh ..	L, 1-3	Ross / Wood / Hudson
8/14 at Wsh ..	L, 7-17	Strasburg / Bauer / Guerra
All times eastern		

REDS VS NATIONALS SINCE 1969

1969.....8-4	1978.....8-4	1987.....6-6	1996.....3-9	2005.....5-1	2013.....3-4
1970.....7-5	1979.....6-6	1988.....5-7	1997.....6-5	2006.....5-1	2014.....3-3
1971.....7-5	1980.....3-9	1989.....4-8	1998.....8-1	2007.....1-6	2015.....5-1
1972.....8-4	1981.....5-4	1990.....9-3	1999.....4-3	2008.....4-3	2016.....3-4
1973.....8-4	1982.....4-8	1991.....6-6	2000.....6-3	2009.....3-4	2017.....1-6
1974.....6-6	1983.....4-8	1992.....5-7	2001.....4-2	2010.....4-3	2018.....1-6
1975.....8-4	1984.....7-5	1993.....4-8	2002.....1-5	2011.....4-2	2019.....1-5
1976.....9-3	1985.....8-4	1994.....4-2	2003.....2-4	2012.....2-5	
1977.....7-5	1986.....7-5	1995.....8-4	2004.....4-2		

REDS vs AMERICAN LEAGUE OPPONENTS, ALL-TIME RESULTS

	REDS VS AMERICAN LEAGUE																
	Totals	Bal	Bos	LAA	Chi	Cle	Det	Hou	KC	Mil	Min	NYN	Oak	Sea	TB	Tex	Tor
1997	9-6				1-2	2-1			2-1	3-0	1-2						
1998	7-6				1-1	1-2	3-0		0-2		2-1						
1999	7-8					2-4	1-2		3-0		1-2						
2000	7-8				0-3	3-3	1-2				3-0						
2001	4-11				0-3	3-3	1-2				0-3						
2002	2-10			1-2								0-3	0-3		1-2		
2003	7-5					1-2					2-1			3-0		1-2	
2004	5-7					2-4						0-3			3-0		
2005	7-8	2-1	0-3			2-4								3-0			
2006	6-9				0-3	3-3	1-2	2-1									
2007	7-11			1-2		3-3						1-2	1-2		1-2		
2008	9-6		1-2			5-1					2-1						1-2
2009	6-9				1-2	4-2		0-3									1-2
2010	8-7					4-2		1-2				3-0	0-3				
2011	6-12	1-2				1-5					1-2			2-1		1-2	
2012	7-8					3-3	1-2				1-2	2-1					
2013	11-9			2-1		2-2		3-0				2-2	1-2		1-2		
2014	6-14	0-3	0-4			3-1					0-3			1-2		2-1	
2015	7-13				1-2	1-5	3-1	0-4			2-1						
2016	5-15			0-3		0-4		1-2				2-1	0-3		2-2		
2017	5-15	1-2	0-3			2-2					1-3			1-2		0-3	
2018	10-10				2-1	2-4	2-2	2-2			2-1						
2019	9-11			2-2		1-3		3-0				1-2	1-2		1-2		
Totals	157-218	4-8	1-12	8-11	4-16	50-63	13-13	7-2	10-15	3-0	12-12	8-11	9-13	3-15	10-5	9-10	6-12



2019: 93-69
2ND, AL CENTRAL

REDS VS INDIANS SINCE 1997

1997.....2-1	2009.....4-2
1998.....1-2	2010.....4-2
1999.....2-4	2011.....1-5
2000.....3-3	2012.....3-3
2001.....3-3	2013.....2-2
2003.....1-2	2014.....3-1
2004.....2-4	2015.....1-5
2005.....2-4	2016.....0-4
2006.....3-3	2017.....2-2
2007.....3-3	2018.....2-4
2008.....5-1	2019.....1-3

REGULAR SEASON RECORD VS INDIANS *

All-Time Since 1997:	50-63
At Cinergy Field:	4-8
At Great American Ball Park:	23-20
At Progressive Field:	23-35
In 2019:	1-3
At Great American Ball Park:	0-2
At Progressive Field:	1-1

* Regular season since 1997

2020 SCHEDULE

Tue, 5/19 at Cle	6:10
Wed, 5/20 at Cle.....	1:10
Tue, 7/7 at Cin	7:10
Wed, 7/8 at Cin.....	7:10

All times eastern



MANAGER

Terry Francona
8th season at Cle (638-494)
20th in MLB (1,667-1,409)

Sweep Information

Last Sweep by Reds			
	<u>at Cin</u>	<u>at Cle</u>	
2-Game:	8/6-7/14	None	
3-Game:	6/12-14/12	None	
4-Game:	None	None	
Last Sweep by Indians			
	<u>at Cin</u>	<u>at Cle</u>	
2-Game:	7/6-7/19	5/16-17/16	
3-Game:	8/13-15/18	5/22-24/15	
4-Game:	None	None	

Series Highs

Runs Scored by Cin (Game)	
14 (7/8/2000, 14-5 at Cin)	
Runs Scored by Cle (Game)	
19 (7/11/18, 19-4 at Cle)	
Longest Game	
13 Inn. (2x, Last: 7/14/2001 at Cin)	
Win Streak by Cin	
4g (3x, Last: 7/3/2011 - 6/14/2012)	
Win Streak by Cle	
6g (7/18/2015 - 5/19/2016)	

OPPONENTS



2019: 54-108
5TH, AL EAST

REDS VS ORIOLES SINCE 2005

2005 at Cin.....	2-1
2011 at Bal.....	1-2
2014 at Bal.....	0-3
2017 at Cin.....	1-2

REGULAR SEASON RECORD VS ORIOLES *

All-Time:	4-8
At Great American Ball Park, 2017:.....	1-2
At Great American Ball Park, 2005:.....	2-1
At Oriole Park at Camden Yards, 2011:	1-2
At Oriole Park at Camden Yards, 2014:	0-3

* Regular season since 2005

2020 SCHEDULE

Mon, 8/31 at Cin	6:40
Tue, 9/1 at Cin	6:40
Wed, 9/2 at Cin	12:35

All times eastern


MANAGER

Brandon Hyde
2nd season at Bal (54-108)
2nd in MLB (54-108)

Sweep Information
Last Sweep by Reds

	<u>at Cin</u>	<u>at Bal</u>
2-Game:	None	None
3-Game:	None	None
4-Game:	None	None
DH:	None	None

Last Sweep by Orioles

	<u>at Cin</u>	<u>at Bal</u>
2-Game:	None	None
3-Game:	None	9/2-4/14
4-Game:	None	None
DH:	None	None

Series Highs

Runs Scored by Cin (Game)
10 (3x, Last: 6/25/2011, 10-5 at Bal)
Runs Scored by Bal (Game)
9 (9/4/2014, 7-9 at Bal)
Longest Game
12 Inn. (6/24/2011 at Bal)
Win Streak by Cin
2g (6/11-6/12, 2005)
Win Streak by Bal
4g (6/26/2011 - 9/4/2014)



3rd: 84-78
3RD, AL EAST

REDS VS RED SOX SINCE 2005

2005 at Bos	0-3
2008 at Cin	1-2
2014 at Bos, at Cin ...	0-4
2017 at Cin	0-3

REGULAR SEASON RECORD VS RED SOX *

All-Time:	1-12
At Great American Ball Park, 2008:	1-2
At Great American Ball Park, 2014:	0-2
At Great American Ball Park, 2017:	0-3
At Fenway Park, 2005:.....	0-3
At Fenway Park, 2014:.....	0-2
In 2017:	0-3
At Great American Ball Park:	0-3

* Regular season since 2005

2020 SCHEDULE

Tue, 8/18 at Bos	7:10
Wed, 8/19 at Bos	7:10
Tue, 9/15 at Cin	6:40
Wed, 9/16 at Cin	6:40

All times eastern


MANAGER

Ron Roenicke
1st season at Bos
6th in MLB (342-331)

Sweep Information
Last Sweep by Reds

	<u>at Cin</u>	<u>at Bos</u>
2-Game:	None	None
3-Game:	None	None
4-Game:	None	None
DH:	None	None

Last Sweep by Red Sox

	<u>at Cin</u>	<u>at Bos</u>
2-Game:	8/12-13/14	5/6-7/14
3-Game:	9/22-24/17	6/13-15/05
4-Game:	None	None
DH:	None	None

Series Highs

Runs Scored by Cin (Game)
4 (5x, Last: 9/24/17, 4-5 at Cin)
Runs Scored by Bos (Game)
10 (6/13/2005, 10-3 at Bos)
Longest Game
12 Inn. (5/6/214 at Bos)
Win Streak by Cin
1g (6/13/2008)
Win Streak by Bos
9g (6/14/08 - current)



2019: 103-59

1ST, AL EAST

Beat Min in ALDS, 3-0
Lost to Hou in the NLCS, 4-2

REDS VS YANKEES SINCE 2003

2003 at Cin 2-1
2008 at NY (old YS).... 2-1
2011 at Cin 1-2
2012 at NY..... 2-1
2014 at NY..... 0-3
2017 at Cin & at NY.... 1-3

REGULAR SEASON RECORD VS YANKEES *

All-Time: 8-11
At Great American Ball Park ('03, '11, '17): 4-4
At Old Yankee Stadium (2008): 2-1
At New Yankee Stadium (2012, 2014): 2-6
Last Meeting, In 2017: 1-3
At Great American Ball Park: 1-1
At Yankee Stadium: 0-2
* Regular season since 2003



MANAGER

Aaron Boone
3rd season at NYY (203-121)
3rd in MLB (203-121)

2020 SCHEDULE

Fri, 4/17 at NYY 7:05
Sat, 4/18 at NYY 1:05
Sun, 4/19 at NYY 1:05
All times eastern

Sweep Information

Last Sweep by Reds

at Cin at NYY
2-Game: None None
3-Game: None None
4-Game: None None
DH: None None

Last Sweep by Yankees

at Cin at NYY
2-Game: None 7/25-26/17
3-Game: None 7/18-20/14
4-Game: None None
DH: None None

Series Highs

Runs Scored by Cin (Game)
10 (6/22/2011/g2, 10-2 at Cin)
Runs Scored by NYY (Game)
10 (2x last 5/8/2017, 10-4 at Cin)
Longest Game
9 Inn. (many times)
Win Streak by Cin
2g (3x, Last: 5/19-5/20, 2012)
Win Streak by NYY
4g (7/18/2014 - 5/8/2017)



2019: 96-66

1ST, AL EAST

Beat Oak in AL Wild Card, 5-1
Lost to Hou in the NLDS, 3-2

REDS VS RAYS SINCE 2003

2003 at TB 3-0
2005 at Cin 3-0
2011 at TB 2-1
2014 at Cin 1-2
2017 at TB 1-2

REGULAR SEASON RECORD VS RAYS *

All-Time: 10-5
At Great American Ball Park (2005, 2014): . 4-2
At Tropicana Field (2003, 2011, 2017): 6-3
2017 at Tropicana Field: 1-2
* Regular season since 2003



MANAGER

Kevin Cash
6th season at TB (414-396)
6th in MLB (414-396)

2020 SCHEDULE

Fri, 7/31 at Cin 7:10
Sat, 8/1 at Cin..... 7:10
Sun, 8/2 at Cin..... 1:10
All times eastern

Sweep Information

Last Sweep by Reds

at Cin at TB
2-Game: None None
3-Game: 6/7-9/05 6/10-12/03
4-Game: None None
DH: None None

Last Sweep by Rays

at Cin at TB
2-Game: None None
3-Game: None None
4-Game: None None
DH: None None

Series Highs

Runs Scored by Cin (Game)
14 (6/9/2005, 14-5 at Cin)
Runs Scored by TB (Game)
9 (6/8/2005, 9-11 at Cin)
Longest Game
9 Inn. (many times)
Win Streak by Cin
7g (6/10/2003 - 6/27/2011)
Win Streak by TB
2g (2x, Last: 6/20-6/21, 2017)



2019: 67-95
4TH, AL EAST

REDS VS BLUE JAYS SINCE 2003

2003 at Cin	1-2
2008 at Tor.....	1-2
2009 at Tor.....	1-2
2011 at Cin	1-2
2014 at Cin	2-1
2017 at Tor.....	0-3

REGULAR SEASON RECORD VS BLUE JAYS *

All-Time:	6-12
At Great American Ball Park ('03, '11, '14):...	4-5
At Rogers Centre ('08, '09, '17):.....	2-7
2017 at Rogers Centre:	0-3

* Regular season since 2003

2020 SCHEDULE

Mon, 3/30 at Tor	7:07
Tue, 3/31 at Tor	7:07
Wed, 4/1 at Tor	4:07

All times eastern


MANAGER

Charlie Montoyo
 2nd season at Tor (67-95)
 2nd in MLB (67-95)

Sweep Information
Last Sweep by Reds

	<u>at Cin</u>	<u>at Tor</u>
2-Game:	None	None
3-Game:	None	None
4-Game:	None	None
DH:	None	None

Last Sweep by Blue Jays

	<u>at Cin</u>	<u>at Tor</u>
2-Game:	None	None
3-Game:	None	5/29-31/17
4-Game:	None	None
DH:	None	None

Series Highs
Runs Scored by Cin (Game)

11 (6/21, 2014, 11-1 at Cin)

Runs Scored by Tor (Game)

17 (5/29, 2017, 2-17 at Tor)

Longest Game

10 Inn. (6/25/2008 at Tor)

Win Streak by Cin

2g (6/21-6/22, 2014)

Win Streak by Tor

3g (2x, Last: 5/29-5/31, 2017)

MAJOR LEAGUE BALLPARKS



Baltimore Orioles - Oriole Park at Camden Yards
333 W. Camden St., Baltimore, MD 21201
(410) 685-9800

Boston Red Sox - Fenway Park
4 Yawkey Way, Boston, MA 02215
(617) 226-6000

Chicago White Sox - Guaranteed Rate Field
333 W. 35th St., Chicago, IL 60616
(312) 674-1000

Cleveland Indians - Progressive Field
2401 Ontario St., Cleveland, OH 44115
(216) 420-4200

Detroit Tigers - Comerica Park
2100 Woodward Ave., Detroit, MI 48201
(313) 962-4000

Houston Astros - Minute Maid Park
501 Crawford St., Houston, TX 77002
(713) 259-8000

Kansas City Royals - Kauffman Stadium
One Royal Way, Kansas City, MO 64129
(816) 921-8000

LA Angels of Anaheim - Angel Stadium of Anaheim
2000 Gene Autry Way, Anaheim, CA 92806
(714) 940-2000

Minnesota Twins - Target Field
1 Twins Way, Minneapolis, MN 55403
(612) 659-3400

New York Yankees - Yankee Stadium
One E. 161st St., Bronx, NY 10451
(718) 293-4300

Oakland Athletics - Oakland Coliseum
7000 Coliseum Way, Oakland, CA 94621
(510) 638-4900

Seattle Mariners - T-Mobile Park
1250 First Ave. S., Seattle, WA 98134
(206) 346-4000

Tampa Bay Rays - Tropicana Field
One Tropicana Drive, St. Petersburg, FL 33705
(727) 825-3137

Texas Rangers - Globe Life Field
1000 Ballpark Way, Suite 400, Arlington, TX 76011
(817) 273-5222

Toronto Blue Jays - Rogers Centre
1 Blue Jays Way, #3200, Toronto, ON M5V 1J1
(416) 341-1000



Arizona Diamondbacks - Chase Field
401 E. Jefferson St., Phoenix, AZ 85004
(602) 462-6500

Atlanta Braves - Truist Park
755 Battery Ave., Atlanta, GA 30339
(404) 614-2300

Chicago Cubs - Wrigley Field
1060 W. Addison St., Chicago, IL 60613
(773) 404-2827

Cincinnati Reds - Great American Ball Park
100 Joe Nuxhall Way, Cincinnati, OH 45202
(513) 765-7000

Colorado Rockies - Coors Field
2001 Blake St., Denver, CO 80205
(303) 292-0200

Los Angeles Dodgers - Dodger Stadium
1000 Elysian Park Ave., Los Angeles, CA 90012
(323) 224-1500

Miami Marlins - Marlins Park
501 Marlins Way, Miami, FL 33125
(305) 480-1300

Milwaukee Brewers - Miller Park
One Brewers Way, Milwaukee, WI 53214
(414) 902-4500

New York Mets - Citi Field
126th Street, Flushing, NY 11368
(718) 507-6387

Philadelphia Phillies - Citizens Bank Park
One Citizens Bank Way, Philadelphia, PA 19148
(215) 463-6000

Pittsburgh Pirates - PNC Park at North Shore
115 Federal St., Pittsburgh, PA 15212
(412) 323-5000

St. Louis Cardinals - Busch Stadium
700 Clark St., St. Louis, MO 63102
(314) 345-9600

San Diego Padres - Petco Park
100 Park Blvd., San Diego, CA 92101
(619) 795-5000

San Francisco Giants - Oracle Park
24 Willie Mays Plaza, San Francisco, CA 94107
(415) 972-2000

Washington Nationals - Nationals Park
1500 S. Capitol St. SE, Washington, D.C. 20003
(202) 640-7000

2020 NOTES






HISTORY

1B Joey Votto was named by MLB.com and ESPN to the All-Decade Team for 2010-2019 and was Canadian Baseball Network's Hitter of the Decade. During those 10 seasons, he was a 6-time National League All-Star and in 2010 won the Most Valuable Player Award and, as the NL's best hitter, the Hank Aaron Award. Five times Votto received the Ernie Lombardi Award as the Reds' Most Valuable Player, and in 2011 he became the only Reds first baseman ever to win a Rawlings Gold Glove Award. Over the last decade, Votto led all Major League players in on-base percentage and walks, ranked second in OPS, third in WAR and doubles and fourth in batting average and runs scored. Since his Major League debut in 2007, Votto leads all Major League batters in walks, on-base percentage, OPS and batting with runners in scoring position, and among baseball's all-time leaders he ranks 14th in career on-base percentage and 26th in career OPS.

IMPORTANT DATES IN REDS HISTORY



May 4, 1869 – The 1869 Cincinnati Red Stockings, the first all-professional team, kick off the regular season with a 45-9 win over the Great Westerns of Cincinnati.

June 15, 1869 – In what was widely considered the greatest game in baseball history up to that time, the visiting Red Stockings defeated the powerhouse Mutual club of New York, 4-2.

Nov. 6, 1869 – In the final official match of the season, the Red Stockings defeat the Mutuals of New York, 17-8, on Union Grounds. Baseball's first team of professionals finished the season with a perfect 57-0 record (although the team won more than 70 games, team captain Harry Wright only counted games against other National Association clubs as official).

June 14, 1870 – After 130 consecutive games without a loss, Cincinnati falls to the Brooklyn Atlantics, 8-7, in extra innings. The streak includes 81 official games and 49 exhibitions.

Feb. 2, 1876 – The National League is formed in New York City with Cincinnati as a charter member, along with Chicago, Boston, St. Louis, Hartford, Louisville, New York and Philadelphia.

Oct. 8, 1880 – Cincinnati is expelled from the National League, due in part to its refusal to stop renting out their ballpark on Sundays and to cease selling beer during games.

Nov. 2, 1881 – The American Association is formed in a meeting at the Gibson Hotel in Cincinnati, where the Reds will play for the next eight seasons.

Sept. 16, 1882 – The Reds clinch the American Association pennant, winning the first league title by a professional team based in Cincinnati.

April 17, 1889 – The first Opening Day "festivities" are seen in Cincinnati. Ballpark decorations and a pre-game concert by the Cincinnati Orchestra greet fans before the opener.

Nov. 14, 1889 – Cincinnati is granted re-admission to the National League, joining Boston, Brooklyn, Chicago, Cleveland, New York, Philadelphia and Pittsburgh.

April 22, 1891 – The first Opening Day parade is organized by new owner John T. Brush. The parade consists of Webber's military band and two large horse-drawn wagons, called Tally-ho's, which were occupied by the Reds and the opponent, the Cleveland Spiders.

April 17, 1902 – One of the most ornately designed ballparks in Major League history, the "Palace of the Fans," hosts its first game.

April 11, 1912 – Redland Field (later known as Crosley Field) hosts its first game as the Reds beat Chicago, 10-6. The official dedication of the ballpark was held May 18.

Sept. 16, 1919 – The Reds clinch the first National League pennant in franchise history with a 4-3 victory over the Giants at Redland Field.

Oct. 9, 1919 – The Reds win the franchise's first World Series, defeating the White Sox, 10-5, in Chicago to claim the eighth and decisive game of the best-of-nine series.

April 16, 1934 – The Reds' board of directors rename Redland Field "Crosley Field" in honor of new team owner Powel Crosley Jr.. Crosley, a radio tycoon, bought the team on February 4 and assured fans that the team would stay in Cincinnati.

June 8, 1934 – The Reds become the first team in Major League history to use an airplane to travel from one city to another. They flew from Cincinnati to Chicago.

May 24, 1935 – The first night game in Major League history is played at Crosley Field. The Reds beat the Phillies, 2-1, before 20,422 fans.

Jan. 27, 1937 – Crosley Field's playing surface is submerged under 21 feet of water due to local creek flooding. Reds pitcher Lee Grissom and groundskeeper Matty Schwab are photographed in a rowboat crossing the field.

June 11, 1938 – Johnny Vander Meer pitches the first of two straight no-hitters, defeating the Boston Braves, 3-0, at Crosley Field.

June 15, 1938 – Johnny Vander Meer pitches his second straight no-hitter, a 6-0 victory over the Dodgers in the first night game played at Brooklyn's Ebbets Field. Vander Meer remains the only pitcher in Major League history to throw no-hitters in consecutive starts.

July 6, 1938 – Crosley Field plays host to the sixth All-Star Game. Ernie Lombardi, Paul Derringer, Ival Goodman, Frank McCormick and Johnny Vander Meer represent the Reds on the NL squad. Vander Meer tosses 3.0 scoreless innings as the NL wins, 4-1.

Sept. 28, 1939 – The Reds clinch the franchise's second National League pennant but are swept by the Yankees in the World Series.

Oct. 8, 1940 – The Reds clinch their second World Series title in a Game 7, 2-1 win over the Tigers. Reds Hall of Fame pitcher Paul Derringer wins his second complete game of the series.

June 10, 1944 – Pitcher Joe Nuxhall becomes the youngest player in the 20th century to appear in a Major League game. Nuxhall – at 15 years, 10 months and 11 days – yields 5 runs and retires just 2 batters in 2/3 of an inning. Nuxhall wouldn't pitch again in the majors until 1952.

July 25, 1947 – Ewell Blackwell sets the NL record for righthanders and a club record by winning his 16th consecutive start.

July 6, 1949 – The Reds' Walker Cooper sets a club record by collecting 10 RBI in a game vs the Cubs.

July 14, 1953 – Crosley Field plays host to the All-Star Game. A crowd of 30,846 watch as the NL defeats the AL, 5-1. Gus Bell and Ted Kluszewski represent Cincinnati.

Sept. 29, 1956 – The Reds tied the then-Major League record for team home runs when Smoky Burgess belts the team's 221st home run of the season.

July 1, 1957 – After Cincinnati fans stuff the ballot box and vote 8 starters onto the All-Star team, the NL intervenes and pulls 3 Reds players from the starting lineup. Willie Mays, Hank Aaron and Stan Musial replace George Crowe, Wally Post and Gus Bell as starters.

July 18, 1958 – The inaugural Reds Hall of Fame Induction Class is honored in pregame ceremonies. Bucky Walters, Ernie Lombardi, Paul Derringer, Johnny Vander Meer and Frank McCormick are the first inductees.

Sept. 26, 1961 – The Reds clinch the National League pennant for the third time. The club is bested by the New York Yankees in a five-game World Series.

Sept. 1, 1967 – The Reds play the longest game in club history and lose to the San Francisco Giants, 1-0, in 21 innings.

June 24, 1970 – The last of 4,453 regular-season NL games is played at Crosley Field. The Reds beat the San Francisco Giants, 5-4.

June 30, 1970 – Riverfront Stadium opens as 51,050 fans attend to see the Reds host the Braves. Atlanta wins, 8-2, as Hank Aaron hits the stadium's first home run.

July 14, 1970 – Just 2 weeks after its opening, Riverfront Stadium hosts the All-Star Game. The NL scores a dramatic 5-4 victory in 12 innings as Pete Rose crashes into AL catcher Ray Fosse to score the winning run on Jim Hickman's RBI-single. Rose was joined in the Midsummer Classic by teammates Johnny Bench, Jim Merritt, Tony Perez and Wayne Simpson.

Oct. 5, 1970 – The Reds complete a sweep of the Pirates to win the first National League Championship Series in franchise history. The victory clinches the first of four pennants the club would win in the decade. The Reds would fall to the Orioles in a five-game World Series.

Nov. 29, 1971 – In one of the most significant trades in Reds history, Cincinnati sends Lee May, Tommy Helms and Jimmy Stewart to the Astros in exchange for Joe Morgan, Jack Billingham, Cesar Geronimo, Ed Armbrister and Denis Menke.

Oct. 11, 1972 – The Reds score 2 runs in the bottom of the ninth to beat the Pirates, 4-3, in the fifth and deciding game of the NLCS. Johnny Bench ties the game with a homer off Dave Giusti and George Foster scores the winning run on Bob Moose's wild pitch. 11 days later, the Reds drop Game 7 of the World Series to the Oakland A's.

Oct. 22, 1975 – The Reds win their first World Series title in 35 years with a 4-3 win over the Boston Red Sox in Game 7. The Series proves to be one of the most exciting in baseball history and features five 1-run games and five come-from-behind victories. Series MVP Pete Rose (10-for-27, .370) helps the Reds to come from behind in every one of their victories.

Oct. 21, 1976 – Cincinnati's Big Red Machine wins its second straight World Series title by sweeping the Phillies and Yankees. The 1976 Reds remain the only team in Major League history to sweep an entire postseason since the addition of divisions.

Sept. 28, 1977 – George Foster hits his club-record 52nd home run during an 8-0 win over the Padres at Riverfront Stadium. Foster would go on to dominate the NL MVP voting after hitting .320 with a league-high 149 RBI and 124 runs scored.

July 31, 1978 – Pete Rose extends his hitting streak to 44 consecutive games, a mark topped only by Joe DiMaggio's record of 56. Rose would have the streak halted the next night in Atlanta.

Sept. 17, 1983 – Johnny Bench homers off Houston's Mike Madden on "Johnny Bench Night" at Riverfront Stadium. It was the 389th and final homer of his career.

Aug. 17, 1984 – Pete Rose debuts as Reds player/manager. Rose leads the Reds to a 6-4 win over the Cubs and goes 2-for-4 with two RBI.

Sept. 11, 1985 – Pete Rose becomes baseball's all-time hits leader with a single off San Diego's Eric Show for career hit No. 4,192.

Aug. 2, 1987 – Eric Davis hits his 30th home run of the season to become the first player in franchise history with 30 home runs and 30 stolen bases in the same season.

July 12, 1988 – The All-Star Game returns to Riverfront Stadium as the AL edges the NL, 2-1. Danny Jackson, Barry Larkin and Chris Sabo represent the Reds.

Sept. 16, 1988 – In a 1-0 victory vs the Dodgers, Tom Browning becomes the first pitcher in Reds history to throw a perfect game.

Aug. 24, 1989 – Cincinnati hero Pete Rose is given a lifetime ban from baseball for conduct related to gambling.

Oct. 20, 1990 – After edging the Pirates in the NLCS, the Reds sweep heavily favored Oakland to claim the fifth World Series title in team history. Series MVP Jose Rijo and Chris Sabo lead Cincinnati during the Series.

Nov. 15, 1995 – Barry Larkin wins the 1995 NL MVP after setting a club record for shortstops with a .319 batting average (min. 400 at-bats) and a modern club record of 51 stolen bases.

April 1, 1996 – On Opening Day, veteran umpire John McSherry collapses behind home plate just 7 pitches into the game. McSherry is rushed to University Hospital, where he died from a heart attack.

Sept. 9, 1996 – Riverfront Stadium officially is renamed Cinergy Field.

Sept. 22, 1996 – Barry Larkin becomes the first shortstop in ML history to produce 30 homers and 30 stolen bases in the same season, when he belts his 30th homer in the first game of a doubleheader against the St. Louis Cardinals.

June 13, 1997 – For the first time in the team's 129-year history, the Reds play an American League opponent during the regular season. The White Sox spoil the first Interleague game with a 3-1 win.

Oct. 4, 1999 – After finishing the regular season tied for the NL Wild Card spot with a 96-66 record, the Reds fall to the Mets, 5-0, in the sixth 1-game playoff in Major League history.

Sept. 11, 2001 – All games are postponed due to terrorist acts in New York (World Trade Center), Washington D.C. (The Pentagon) and Somerset, PA. The regular season schedule would not resume for another 6 days.

Sept. 22, 2002 – The Reds lose to the Phillies, 4-3, in the last game played at Riverfront Stadium/Cinergy Field.

Dec. 29, 2002 – In just 37 seconds, Cinergy Field is imploded at 8:00 a.m. More than 25,000 spectators witness the event.

March 31, 2003 – In the debut of Great American Ball Park, the Reds lose to the Pirates, 10-1, before a sellout crowd of 42,343.

June 20, 2004 – Ken Griffey Jr. joins baseball's 500 Home Run Club with a sixth-inning solo shot in St. Louis off Matt Morris. Griffey's Father's Day blast makes him only the 20th player in history to accomplish the feat and the first player to hit his 500th as a Red.

April 3, 2006 – George W. Bush became the first sitting president ever to throw out an Opening Day first pitch in Cincinnati and only the second sitting president to participate in the pre-game ceremony. President Richard M. Nixon threw out the first pitch prior to the 1970 All-Star Game at Riverfront Stadium. Cincinnati native William Howard Taft is the only other sitting president ever to attend a game in Cincinnati.

Sept. 26, 2007 – At Great American Ball Park, Brandon Phillips hit his 30th home run (off Hou's Juan Gutierrez) to become only the second second baseman in Major League history - and only the third Reds player - ever to produce 30 HR and 30 SB in the same year.

June 9, 2008 – Ken Griffey Jr. becomes baseball's sixth batter to reach the 600 Home Run milestone, hitting a first-inning blast off the Marlins' Mark Hendrickson in Miami.

Sept. 28, 2010 – Jay Bruce's home run on the first pitch from Tim Lincecum in the bottom of the ninth inning of the 3-2 win vs the Astros is the fifth HR in Major League history that clinches a team's postseason berth. The Reds win the NL Central for the first time since 1995.

Jan. 23, 2013 – In a ceremony at Great American Ball Park, Commissioner Bud Selig awards the Reds the 2015 All-Star Game. The logo is unveiled during ceremonies at the ballpark on August 6, 2014.

July 14, 2015 – The 86th Midsummer Classic takes place at Great American Ball Park, as 43,656 are in attendance for a 6-3 AL win. 3B Todd Frazier and P Aroldis Chapman represent the Reds. The day before, Frazier won the ASG's Home Run Derby.

June 6, 2017 – Second baseman Scooter Gennett becomes the first player in franchise history to hit four home runs in a game in a 13-1 victory over the Cardinals at Great American Ball Park.

Sept. 4, 2019 – Michael Lorenzen becomes the first player since Babe Ruth to earn the victory, hit a home run and play outfield in the same game. Ruth did it on June 13, 1921.

REDS RECORD, YEAR-BY-YEAR

Year	Pos.	W	L	Pct.	Manager	Pennant Winner
1876	Eighth	9	56	.138	Charles Gould	Chicago
1877	Sixth	15	42	.253	Lipman Pike, Robert Addy	Boston
1878	Second	37	23	.617	Calvin McVey	Boston
1879	Fifth	38	36	.514	Calvin McVey, James White	Providence
1880	Eighth	21	59	.263	John Edgar Clapp	Chicago
TOTALS		120	216	.357		
1890	Fourth	78	55	.586	Thomas Loftus	Brooklyn
1891	Seventh	56	81	.409	Thomas Loftus	Boston
1892	Fifth	82	68	.547	Charles Comiskey	Boston
1893	Tied Sixth	65	63	.508	Charles Comiskey	Boston
1894	Tenth	54	75	.419	Charles Comiskey	Baltimore
1895	Eighth	66	64	.508	William Ewing	Baltimore
1896	Third	77	50	.606	William Ewing	Baltimore
1897	Fourth	76	56	.576	William Ewing	Boston
1898	Third	92	60	.605	William Ewing	Boston
1899	Sixth	83	67	.553	William Ewing	Brooklyn
DECADE:		729	639	.533		
1900	Seventh	62	77	.446	Robert Allen	Brooklyn
1901	Eighth	52	87	.374	John (Bid) McPhee	Pittsburgh
1902	Fourth	70	70	.500	John (Bid) McPhee, Frank Bancroft, J. Kelley	Pittsburgh
1903	Fourth	74	65	.532	Joseph Kelley	Pittsburgh
1904	Third	88	65	.575	Joseph Kelley	New York
1905	Fifth	79	74	.516	Joseph Kelley	New York*
1906	Sixth	64	87	.424	Edward (Ned) Hanlon	Chicago
1907	Sixth	66	87	.431	Edward (Ned) Hanlon	Chicago*
1908	Fifth	73	81	.474	John Ganzel	Chicago*
1909	Fourth	77	76	.503	Clark Griffith	Pittsburgh**
DECADE:		705	769	.478		
1910	Fifth	75	79	.487	Clark Griffith	Chicago
1911	Sixth	70	83	.458	Clark Griffith	New York
1912	Fourth	75	78	.490	Henry O'Day	New York
1913	Seventh	64	89	.418	Joseph Tinker	New York
1914	Eighth	60	94	.390	Charles (Buck) Herzog	Boston**
1915	Seventh	71	83	.461	Charles (Buck) Herzog	Philadelphia
1916	Tied Seventh	60	93	.392	Charles (Buck) Herzog, Christy Mathewson	Brooklyn
1917	Fourth	78	76	.506	Christy Mathewson	New York
1918	Third	68	60	.531	Christy Mathewson, Heinie Groh	Chicago
1919	FIRST	96	44	.686	PATRICK MORAN	CINCINNATI**
DECADE:		717	779	.479		
1920	Third	82	71	.536	Patrick Moran	Brooklyn
1921	Sixth	70	83	.458	Patrick Moran	New York**
1922	Second	86	68	.558	Patrick Moran	New York**
1923	Second	91	63	.591	Patrick Moran	New York
1924	Fourth	83	70	.542	John (Jack) Hendricks	New York
1925	Third	80	73	.523	John (Jack) Hendricks	Pittsburgh**
1926	Second	87	67	.565	John (Jack) Hendricks	St. Louis**
1927	Fifth	75	78	.490	John (Jack) Hendricks	Pittsburgh
1928	Fifth	78	74	.513	John (Jack) Hendricks	St. Louis
1929	Seventh	66	88	.429	John (Jack) Hendricks	Chicago
DECADE:		798	735	.521		
1930	Seventh	59	95	.383	Dan Howley	St. Louis
1931	Eighth	58	96	.377	Dan Howley	St. Louis**
1932	Eighth	60	94	.390	Dan Howley	Chicago
1933	Eighth	58	94	.382	Owen (Donie) Bush	New York**
1934	Eighth	52	99	.344	Robert O'Farrell, Burt Shotton, Charles Dressen	St. Louis**
1935	Sixth	68	85	.444	Charles Dressen	Chicago
1936	Fifth	74	80	.481	Charles Dressen	New York
1937	Eighth	56	98	.364	Charles Dressen, Bobby Wallace	New York
1938	Fourth	82	68	.547	William McKechnie	Chicago
1939	FIRST	97	57	.630	WILLIAM MCKECHNIE	CINCINNATI
DECADE:		664	866	.434		

Year	Pos.	W	L	Pct.	Manager	Pennant Winner
1940	FIRST	100	53	.654	WILLIAM McKECHNIE	CINCINNATI**
1941	Third	88	66	.571	William McKechnie	Brooklyn
1942	Fourth	76	76	.500	William McKechnie	St. Louis**
1943	Second	87	67	.565	William McKechnie	St. Louis
1944	Third	89	65	.578	William McKechnie	St. Louis**
1945	Seventh	61	93	.396	William McKechnie	Chicago
1946	Sixth	67	87	.435	William McKechnie	St. Louis**
1947	Fifth	73	81	.474	John Neun	Brooklyn
1948	Seventh	64	89	.418	John Neun, William (Bucky) Walters	Boston
1949	Seventh	62	92	.403	William (Bucky) Walters	Brooklyn
DECADE:		767	769	.499		
1950	Sixth	66	87	.431	J. Luther (Luke) Sewell	Philadelphia
1951	Sixth	68	86	.442	J. Luther (Luke) Sewell	New York
1952	Sixth	69	85	.448	(Luke) Sewell, Earle Brucker, Rogers Hornsby	Brooklyn
1953	Sixth	68	86	.442	Rogers Hornsby, C. Buster Mills	Brooklyn
1954	Fifth	74	80	.481	George (Birdie) Tebbetts	New York**
1955	Fifth	75	79	.487	George (Birdie) Tebbetts	Brooklyn**
1956	Third	91	63	.591	George (Birdie) Tebbetts	Brooklyn
1957	Fourth	80	74	.519	George (Birdie) Tebbetts	Milwaukee**
1958	Fourth	76	78	.494	George (Birdie) Tebbetts, Jimmy Dykes	Milwaukee
1959	Fifth	74	80	.481	Mayo Smith, Fred Hutchinson	Los Angeles**
DECADE:		741	798	.481		
1960	Sixth	67	87	.435	Fred Hutchinson	Pittsburgh**
1961	FIRST	93	61	.604	FRED HUTCHINSON	CINCINNATI
1962	Third	98	64	.605	Fred Hutchinson	San Francisco
1963	Fifth	86	76	.531	Fred Hutchinson	Los Angeles**
1964	Tied Second	92	70	.568	Fred Hutchinson, Dick Sisler	St. Louis**
1965	Fourth	89	73	.549	Dick Sisler	Los Angeles**
1966	Seventh	76	84	.475	Don Heffner, Dave Bristol	Los Angeles
1967	Fourth	87	75	.537	Dave Bristol	St. Louis**
1968	Fourth	83	79	.512	Dave Bristol	St. Louis
1969	Third	89	73	.549	Dave Bristol	New York**
DECADE:		860	742	.537		
1970	FIRST	102	60	.628	SPARKY ANDERSON	CINCINNATI
1971	Tied Fourth	79	83	.488	Sparky Anderson	Pittsburgh**
1972	FIRST	95	59	.617	SPARKY ANDERSON	CINCINNATI
1973	FIRST	99	63	.611	SPARKY ANDERSON	NEW YORK
1974	Second	98	64	.605	Sparky Anderson	Los Angeles
1975	FIRST	108	54	.667	SPARKY ANDERSON	CINCINNATI**
1976	FIRST	102	60	.630	SPARKY ANDERSON	CINCINNATI**
1977	Second	88	74	.543	Sparky Anderson	Los Angeles
1978	Second	92	69	.571	Sparky Anderson	Los Angeles
1979	FIRST	90	71	.559	JOHN McNAMARA	PITTSBURGH**
DECADE:		953	657	.592		
1980	Third	89	73	.549	John McNamara	Philadelphia**
1981	#	66	42	.611	John McNamara	Los Angeles**
1982	Sixth	61	101	.377	John McNamara, Russ Nixon	St. Louis**
1983	Sixth	74	88	.457	Russ Nixon	Philadelphia
1984	Fifth	70	92	.432	Vern Rapp, Pete Rose	San Diego
1985	Second	89	72	.553	Pete Rose	St. Louis
1986	Second	86	76	.531	Pete Rose	New York**
1987	Second	84	78	.519	Pete Rose	St. Louis
1988	Second	87	74	.540	Pete Rose	Los Angeles**
1989	Fifth	75	87	.463	Pete Rose, Tommy Helms	San Francisco
DECADE:		781	783	.499		



Year	Pos.	W	L	Pct.	Manager	Pennant Winner
1990	FIRST	91	71	.562	LOU PINIELLA	CINCINNATI**
1991	Fifth	74	88	.457	Lou Piniella	Atlanta
1992	Second	90	72	.556	Lou Piniella	Atlanta
1993	Fifth	73	89	.451	Tony Perez, Davey Johnson	Philadelphia
1994	FIRST	66	48	.579	DAVEY JOHNSON	Players' Strike
1995	FIRST	85	59	.590	DAVEY JOHNSON	ATLANTA**
1996	Third	81	81	.500	Ray Knight	Atlanta
1997	Third	76	86	.469	Ray Knight, Jack McKeon	Florida**
1998	Fourth	77	85	.475	Jack McKeon	San Diego
1999	Second	96	67	.589	Jack McKeon	Atlanta
DECADE:		809	746	.520		
2000	Second	85	77	.525	Jack McKeon	New York
2001	Fifth	66	96	.407	Bob Boone	Arizona**
2002	Third	78	84	.481	Bob Boone	San Francisco
2003	Fifth	69	93	.426	Bob Boone, Dave Miley	Florida**
2004	Fourth	76	86	.469	Dave Miley	St. Louis
2005	Fifth	73	89	.451	Dave Miley, Jerry Narron	Houston
2006	Third	80	82	.494	Jerry Narron	St. Louis**
2007	Fifth	72	90	.444	Jerry Narron, Pete Mackanin	Colorado
2008	Fifth	74	88	.457	Dusty Baker	Philadelphia**
2009	Fourth	78	84	.481	Dusty Baker	Philadelphia
DECADE:		751	869	.464		
2010	FIRST	91	71	.562	DUSTY BAKER	SAN FRANCISCO**
2011	Third	79	83	.488	Dusty Baker	St. Louis**
2012	FIRST	97	65	.599	DUSTY BAKER	SAN FRANCISCO**
2013	Third (WC)	90	72	.556	Dusty Baker	St. Louis
2014	Fourth	76	86	.469	Bryan Price	San Francisco**
2015	Fifth	64	98	.395	Bryan Price	New York
2016	Fifth	68	94	.420	Bryan Price	Chicago**
2017	Fifth	68	94	.420	Bryan Price	Los Angeles
2018	Fifth	67	95	.414	Bryan Price, Jim Riggleman	Los Angeles
2019	Fourth	75	87	.463	David Bell	Washington**
DECADE:		775	845	.478		
FRANCHISE TOTALS		10,170	10,213	.499		

Season Finishes:

First - 15; Second - 16; Third - 17; Fourth - 22; Fifth - 26; Sixth - 16; Seventh - 11; Eighth - 10; Tenth - 1

World Series winner; In 1969, the National League split into two 6-team divisions, Reds became a member of Western Division; In 1994, the National League split into three divisions, Reds moved to 6-team Central Division; **#NOTE: In 1981, the Reds had the best record overall, finishing 35-21 in the first half of the season, 2nd to Los Angeles, and 31-21 in the second half, 2nd to Houston.

REDS HOME AND ROAD RECORDS SINCE 1900

Year	Home	Road	Year	Home	Road	Year	Home	Road	Year	Home	Road			
1900	27-34	35-43	1925	44-32	36-41	1950	38-38	28-49	1975	64-17	44-37	2000	43-38	42-39
1901	27-43	25-44	1926	53-23	34-44	1951	35-42	33-41	1976	49-32	53-28	2001	27-54	39-42
1902	35-35	35-35	1927	45-35	30-43	1952	38-39	31-46	1977	48-33	40-41	2002	38-43	40-41
1903	41-35	33-30	1928	44-33	34-41	1953	38-39	30-47	1978	49-31	43-38	2003	35-46	34-47
1904	49-27	39-38	1929	38-39	28-49	1954	41-36	33-44	1979	48-32	42-39	2004	40-41	36-45
1905	50-28	29-46	1930	37-40	22-55	1955	46-31	29-48	1980	44-37	45-36	2005	42-39	31-50
1906	36-40	23-51	1931	38-39	20-57	1956	51-26	40-37	1981	32-22	34-20	2006	42-39	38-43
1907	43-36	23-51	1932	33-44	27-50	1957	45-32	35-42	1982	33-48	28-53	2007	39-42	33-48
1908	40-37	33-44	1933	37-42	21-52	1958	40-37	36-41	1983	36-45	38-43	2008	43-38	31-50
1909	39-38	38-38	1934	30-47	22-52	1959	43-34	31-46	1984	39-42	31-50	2009	40-41	38-43
1910	39-37	36-42	1935	41-35	27-50	1960	37-40	30-47	1985	47-34	42-38	2010	49-32	42-39
1911	38-42	32-41	1936	42-34	32-46	1961	47-30	46-31	1986	43-38	43-38	2011	42-39	37-44
1912	45-32	30-46	1937	28-51	28-47	1962	58-23	40-41	1987	42-39	42-39	2012	50-31	47-34
1913	32-44	32-45	1938	43-34	39-34	1963	46-35	40-41	1988	45-35	42-39	2013	49-31	41-41
1914	34-42	26-52	1939	55-25	42-32	1964	47-34	45-36	1989	38-43	37-44	2014	44-37	32-49
1915	39-37	32-46	1940	55-21	45-32	1965	49-32	40-41	1990	46-35	45-36	2015	34-47	30-51
1916	32-44	28-49	1941	45-34	43-32	1966	46-33	30-51	1991	39-42	35-46	2016	38-43	30-51
1917	39-38	39-38	1942	38-39	38-37	1967	49-32	38-43	1992	53-28	37-44	2017	39-42	29-52
1918	46-24	22-36	1943	48-29	39-38	1968	40-41	43-38	1993	41-40	32-49	2018	37-44	30-51
1919	52-19	44-25	1944	45-33	44-32	1969	50-31	39-42	1994	37-22	29-26	2019	*41-40	34-47
1920	42-34	40-37	1945	36-41	25-52	1970	57-24	45-36	1995	44-28	41-31			
1921	40-36	30-47	1946	35-42	32-45	1971	46-35	33-48	1996	46-35	35-46			
1922	48-29	38-39	1947	42-35	31-46	1972	42-34	53-25	1997	40-41	36-45			
1923	46-32	45-31	1948	32-45	32-44	1973	50-31	49-32	1998	39-42	38-43			
1924	43-33	40-37	1949	35-42	27-50	1974	50-31	48-33	1999	45-37	51-30			

* Includes 1-1 in home games played in Mexico

REDS BALLPARKS THROUGH THE YEARS



UNION GROUNDS (1869-70)

Union Grounds served as the first home of baseball's original professional team. The park was located near the area now occupied by the Museum Center in the Union Terminal train station. Anchored by a grandstand called "Grand Duchess," the park could seat up to 4,000 fans.

AVENUE GROUNDS (1876-79)

The Reds headed two miles north from Union Grounds to erect Avenue Grounds, which featured a grandstand that could seat up to 3,000 fans. The ballpark was approximately four miles from the heart of the city's population, so horse-drawn streetcars and trains were a popular way to travel to the park.

BANK STREET GROUNDS (1880-83)

The Reds moved closer to the city with the opening of Bank Street Grounds prior to the 1880 season. The ballpark was located on the north side of Bank Street, south of Western Avenue and just west of McLean Avenue, and could seat up to 4,000 fans. Innovative scoreboard features included players' names and out-of-town scores.

LEAGUE PARK (1884-1901)

Originally called American Park (in reference to Cincinnati's membership in the American Association), the park was renamed League Park (in reference to the National League) in 1890. The park featured a covered grandstand with leather-cushioned seats and open seats along the first- and third-base sides.

PALACE OF THE FANS (1902-11)

Following a major fire, the Reds rebuilt the main grandstand of League Park in 1902. Today, baseball historians refer to the updated facility as Palace of the Fans. The park featured an illustrious grandstand with pillars and columns carved by hand, as well as 19 fashion boxes (much like opera boxes) and inexpensive field-level seating.



CROSLY FIELD (1912-70)

Originally named Redland Field and renamed in 1934, Crosley Field was the first Reds ballpark to feature a double-decked grandstand. The facility, located at the corner of Western Avenue and Findlay Street, was the site of baseball's first night game and hosted Cincinnati's first World Series Championship team.



RIVERFRONT STADIUM/CINERGY FIELD (1970-2002)

The Reds shared Riverfront Stadium/Cinergy Field with the NFL's Bengals until 1999. The multipurpose stadium, which could seat approximately 56,000 fans, was considered state-of-the-art upon its opening in June 1970. The facility hosted five pennant winners and three World Series Championship teams.



GREAT AMERICAN BALL PARK (2003-PRESENT)

On July 7, 2000, Great American Insurance Company, one of the oldest insurance companies in the United States, and the Cincinnati Reds, America's first professional baseball team, joined forces by announcing a 30-year agreement under which the new home of the Reds would be called Great American Ball Park. The facility, with room for more than 42,000 fans, includes a variety of seating and dining options, state-of-the-art sound and scoreboard systems and an array of historical elements scattered throughout. ScorePAD Sports, Inc.'s state-of-the-art STADIUMnet baseball scoring system provides a direct feed to scoreboard operations that includes a variety of in-game, season and career information about each player that can be shown on the scoreboards high above left center field and in right field.

BALLPARK FACTS
Great American Ball Park
ARCHITECTS:

HOK Sport, Kansas City, Mo.

GREAT AMERICAN BALL PARK FACTS (2003)
Approximate Cost: \$280 million

Stadium Acreage: 29

Stadium Bounds: Pete Rose Way to Ohio River and from Joe Nuxhall Way to U.S. Bank Arena

Structural Elements: 10,100 tons of steel

Seating Capacity: 42,319 (originally 42,271)

Restrooms: 35, **Concession Stands:** 28

Playing Surface: Natural Grass, 2.9 acres

Left-Field Line: 328 feet, 12-foot wall

Left-Field Power Alley: 379 feet, 12-foot wall

Center Field: 404 feet, 8-foot wall

Right-Field Power Alley: 370 feet, 8-foot wall

Right-Field Line: 325 feet, 8-foot wall

GREAT AMERICAN BALL PARK "FIRSTS"
Game: March 31, 2003 (10-1 loss vs Pittsburgh)

Attendance: 42,343

Plate Appearance: Kenny Lofton (Pit), 3/31/03

Hit: Ken Griffey Jr. (Cin), 3/31/03

Run: Randall Simon (Pit), 3/31/03

Single: Pokey Reese (Pit), 3/31/03

Double: Ken Griffey Jr. (Cin), 3/31/03

Triple: Rob Mackowiak (Pit), 4/3/03

Home Run: Reggie Sanders (Pit), 3/31/03

Reds Home Run: Austin Kearns, 4/2/03

Walk: Kris Benson (Pit), by Haynes, 3/31/03

Strikeout: A. Kearns (Cin), by Benson, 3/31/03

Win: Kris Benson (Pit), 3/31/03

Reds' Win: Scott Williamson, 4/4/03 vs Chi

Riverfront Stadium/Cinergy Field
ARCHITECTS:

Heery-Heery-Alexander-Rothschild Associated Architects, Atlanta, Ga.

ORIGINAL RIVERFRONT STADIUM FACTS (1970)
Approximate Cost: \$45 million

Stadium Acreage: 48

Stadium Bounds: Pete Rose Way to Ohio River and from Stadium Drive to the U.S. Bank Arena
Structural Elements: 10,000 tons of steel; 13,000 tons of reinforcing steel; 175,000 cubic yards of concrete

Seating Capacity: 51,744

Stadium Levels: 4

Concession Stands: 35

Restrooms: 50

Stadium Diameter: 700 feet, encompassing 8.5 acres
Playing Surface: Artificial. Riverfront Stadium became the first outdoor Major League ballpark to feature a complete playing surface of AstroTurf

Surface Coverage: 120,000 square feet of artificial turf

Left-Field Distance: 330 feet

Center-Field Distance: 404 feet

Right-Field Distance: 330 feet

FINAL CINERGY FIELD FACTS (2002)
Seating Capacity: 40,007

Stadium Levels: 4

Concession Stands: 37

Restrooms: 50

Playing Surface: Natural Grass. Installed in Oct. 2000 for first time in stadium's history

Surface Coverage: Approximately 1.8 acres of Kentucky bluegrass

Left-Field Distance: 325 feet

Center-Field Distance: 393 feet

Right-Field Distance: 325 feet


RIVERFRONT STADIUM "FIRSTS"

Game: 6/30/70 (L, 8-2 vs Atlanta)

Attendance: 51,050

At-Bat: Sonny Jackson (Atl), 6/30/70

Hit: Felix Millan (Atl), 6/30/70

Reds' Hit: Pete Rose, 6/30/70

Run: Felix Millan (Atl), 6/30/70

Single: Felix Millan (Atl), 6/30/70

Double: Orlando Cepeda (Atl), 6/30/70

Triple: Pete Rose (Cin), 7/1/70 vs Atl

Home Run: Hank Aaron (Atl), 6/30/70

Reds' HR: Tommy Helms, 7/1/70 vs Atl

Walk: Hank Aaron (Atl), 6/30/70

Strikeout: Sonny Jackson (Atl), 6/30/70

Win: Pat Jarvis (Atl), 6/30/70

Reds' Win: Wayne Simpson, 7/1/70 vs Atl

CINERGY FIELD "LASTS"

Game: 9/22/02 (L, 5-4 vs Philadelphia)

Attendance: 40,964

At-Bat: Todd Walker (Cin), 9/22/02

Hit: Jason Michaels (Phi), 9/22/02

Reds' Hit: Aaron Boone, 9/22/02

Run: Aaron Boone (Cin), 9/22/02

Single: Jason Michaels (Phi), 9/22/02

Double: Gookie Dawkins (Cin), 9/22/02

Triple: Aaron Boone (Cin), 9/13/02 vs Chi

Home Run: Aaron Boone (Cin), 9/22/02

Walk: Kelly Stinnett (Cin), 9/22/02

Strikeout: Gookie Dawkins (Cin), 9/22/02

Win: Brandon Duckworth (Phi), 9/22/02

Reds' Win: Ryan Dempster, 9/14/02 vs Chi

RIVERFRONT STADIUM/CINERGY FIELD ALL-TIME RAIN-OUTS

After Riverfront Stadium opened on June 30, 1970, 36 games and 35 playing dates were postponed because of bad weather. In 1996, 5 games were postponed due to rain - the most rainouts ever in 1 season at Riverfront Stadium/Cinergy Field. The playing surface was artificial until 2002.

Date	Opp., Game No.	Date	Opp., Game No.
*7/18/71	Padres, 96	5/16/90	Pirates, 31
8/30/78	Pirates, 133	5/28/90	Mets, 41
9/27/79	Padres, 159	4/12/91	Braves, 4
4/19/81	Cardinals, 10	9/21/92	Astros, 150
5/5/81	Pirates, 22	4/29/93	Pirates, 22
5/26/81	Giants, 43	6/4/93	Cardinals, 55
4/23/83	Expos, 17	8/5/95	Phillies, 90
4/17/84	Braves, 12	4/13/96	Astros, 11
5/3/84	Astros, 26	4/28/96	Phillies, 25
6/11/85	Dodgers, 56	5/15/96	Colorado, 36
6/12/85	Dodgers, 57	6/6/96	Giants, 53
4/22/86	Padres, 11	9/21/96	Cardinals, 154
5/7/86	Braves, 23	4/27/97	Phillies, 23
7/1/86	Dodgers, 74	6/8/97	Mets, 61
4/6/88	Cardinals, 2	4/3/00	Brewers, 1
7/20/88	Mets, 94	10/5/01	Phillies, 160
4/8/89	Giants, 5	6/5/02	Cardinals, 58
5/22/89	Cardinals, 42	9/20/02	Phillies, 154
4/20/90	Braves, 10		

* Game 2 of a DH, playing date not lost.

Redland/Crosley Field

ARCHITECT:

Harry Hake, Cincinnati, Ohio

REDLAND/CROSLEY FIELD FACTS (1912)

Approximate Cost: \$400,000

Name Changed From Redland To Crosley Field: 1934

Stadium Bounds: From York St. to Findlay St. and from Crosley Field Way and the C&O Railroad tracks to Western Avenue

Structural Elements: 550 tons of steel; 1,500,000 ft. of lumber; 1,200 bushels of lime; 4,800 cubic yards of sand; 3,200 cubic yards gravel, 4,700 yards of crushed stone; 50,000 lbs. of galvanized Iron; 12,000 barrels of cement

Seating Capacity: 23,000

Playing Surface: Natural Grass

Surface Coverage: 104,000 square feet

Left-Field Distance: 328 feet

Center-Field Distance: 387 feet

Right-Field Distance: 366 feet

REDLAND FIELD "FIRSTS"

Game: 4/11/12 (W, 10-6 vs Chi)

Attendance: 26,336

At-Bat: Johnny Evers (Chi), 4/11/12

Hit: Jimmy Sheckard (Chi), 4/11/12

Reds' Hit: Bob Bescher, 4/11/12

Run: Bob Bescher (Cin), 4/11/12

Single: Jimmy Sheckard (Chi), 4/11/12

Double: Leonard Cole (Chi), 4/11/12

Triple: Frank Schulte (Chi), 4/11/12

***Home Run:** Pat Duncan (Cin), 6/2/21

Win: Bert Humphries (Cin), 4/11/12

* First home run over the fence



CROSLEY FIELD "LASTS"

Last Game: 6/24/70 (W, 5-4 vs SF)

Attendance: 28,027

At-Bat: Bobby Bonds (SF), 6/24/70

Hit: Lee May (Cin), 6/24/70

Run: Lee May (Cin), 6/24/70

Single: Tito Fuentes (SF), 6/24/70

Double: Bernie Carbo (Cin), 6/24/70

Triple: Pete Rose (Cin), 6/24/70

Home Run: Lee May (Cin), 6/24/70

Walk: Hal Lanier (SF), 6/24/70

Strikeout: Bobby Bonds (SF), 6/24/70

Win: Wayne Granger (Cin), 6/24/70

ATTENDANCE HISTORY

Reds Home Attendance - Since 1901

1901..... 205,728 1902..... 217,300 1903..... 351,680 1904..... 391,915 1905..... 313,927 1906..... 330,056 1907..... 317,500 1908..... 399,200 1909..... 424,643 1910..... 380,622 1911..... 300,000 1912..... 344,000 1913..... 258,000 1914..... 100,791 1915..... 218,878 1916..... 255,846 1917..... 269,056 1918..... 163,009 1919..... 532,501 1920..... 568,107 1921..... 311,227 1922..... 493,754 1923..... 575,063 1924..... 473,707 1925..... 464,920 1926..... 672,987	1927..... 442,164 1928..... 490,490 1929..... 295,040 1930..... 386,727 1931..... 263,316 1932..... 356,950 1933..... 218,281 1934..... 206,773 1935..... 448,247 1936..... 446,245 1937..... 411,221 1938..... 706,756 1939..... 981,443 1940..... 850,180 1941..... 634,513 1942..... 427,031 1943..... 379,122 1944..... 409,567 1945..... 290,970 1946..... 715,751 1947..... 899,975 1948..... 823,386 1949..... 707,782 1950..... 538,794 1951..... 588,268 1952..... 604,197	1953..... 548,086 1954..... 704,167 1955..... 693,662 1956..... 1,125,928 1957..... 1,070,850 1958..... 788,582 1959..... 801,298 1960..... 663,486 1961..... 1,117,603 1962..... 982,095 1963..... 858,805 1964..... 862,466 1965..... 1,047,824 1966..... 742,958 1967..... 958,300 1968..... 733,354 1969..... 987,991 1970..... 1,803,568 1971..... 1,501,122 1972..... 1,611,459 1973..... 2,017,601 1974..... 2,164,307 1975..... 2,315,603 1976..... 2,629,708 1977..... 2,519,670 1978..... 2,532,497	1979..... 2,356,933 @1980..... 2,022,450 =1981..... 1,093,730 1982..... 1,326,528 1983..... 1,190,419 1984..... 1,275,887 1985..... 1,834,619 1986..... 1,692,432 &1987..... 2,185,205 &1988..... 2,072,528 \$1989..... 1,979,320 +1990..... 2,400,892 1991..... 2,372,377 &1992..... 2,315,946 \$1993..... 2,453,232 *1994..... 1,897,681 #1995..... 1,837,649 %1996..... 1,861,428 &1997..... 1,785,788 1998..... 1,793,679 @1999..... 2,061,222 @2000..... 2,577,351 \$2001..... 1,879,757 &2002..... 1,855,787 2003..... 2,355,259 2004..... 2,287,250	^2005..... 1,943,157 ^2006..... 2,134,472 2007..... 2,058,593 2008..... 2,058,632 2009..... 1,747,919 2010..... 2,060,550 2011..... 2,213,498 2012..... 2,347,251 &2013..... 2,492,059 2014..... 2,476,664 2015..... 2,419,506 2016..... 1,894,085 2017..... 1,836,917 2018..... 1,629,356 \$\$2019..... 1,775,396
--	--	--	---	--

Total at GABP: 35,730,564
 = 54 home dates (strike)
 * 60 home dates (strike)
 # 71 home dates
 % 76 home dates
 + 78 home dates
 \$ 79 home dates
 \$\$ 79 dates at GABP, does not count 2 dates in Mexico
 & 80 home dates
 @ 82 home dates
 ^ Announced attendance

Reds Largest Home Crowds by Team

Ari 46,101 7/21/00 Atl 52,567 8/6/94 Chi 52,116 7/9/72 Col 54,820 4/1/97 LA 55,385 4/3/89 Mia 42,956 4/5/12 Mil 55,596 4/3/00 Mtl 55,456 4/5/93	NY 54,621 10/4/99 Phi 55,047 10/12/76 Pit 56,079 10/12/90 StL 55,438 4/4/88 SD 55,356 4/6/92 SF 55,112 4/5/99 Wsh 43,878 3/30/18	Bal 51,531.....(2x) 10/10 & 10/11, 1970 Bos 56,393 10/16/75 Cle 54,335 7/8/00 Chi 42,234 6/20/09 Det 42,443 6/9/12 Hou 55,205 4/8/91 KC 34,648 6/28/06	Min 45,617 6/3/00 LAA 43,168 4/1/13 NYY 54,826 10/16/75 Oak 56,040 10/22/72 Sea 38,200 5/21/16 TB 35,356 4/12/14 Tex 40,383 6/17/04 Tor 42,530 6/21/14
--	--	---	---

Reds Top Road Attendance at Each Club

Ari 49,481 4/9/07 Atl 50,595 7/4/77 Chi 43,786 7/29/45 Col 70,069 9/26/93 LA 56,000 7/22/09 Mia 44,363 7/24/93 Mil 56,354 9/28/00 Mtl 42,944 5/30/82	NY 55,391 7/27/69 Phi 63,816 7/3/84 Pit 48,846 7/16/70 StL 52,876 9/28/96 SD 60,767 6/16/00 SF 58,920 6/20/78 Wsh 40,907 4/12/12	Bal 53,007 10/14/70 Bos 37,072 5/7/14 Cle 43,105 6/9/00 Chi 34,379 10/6/19 Det 55,189 10/6/40 Hou 54,037 9/28/99 KC 30,450 5/20/15 Min 35,034 7/6/01	LAA 37,260 6/25/19 NYY 63,083 10/5/61 Oak 49,410 10/18-20/72 Sea 46,340 6/22/07 TB 25,968 6/29/11 Tex 44,397 6/29/13 Tor 44,058 5/31/17
---	--	---	---

LARGEST HOME CROWDS BY LOCATION

Great American Ball Park

Opening Day.....	44,049 (3/28/19)
Regular Season.....	44,049 (3/28/19)
Season Total.....	2,492,059 (2013)

Riverfront/Cinergy Field

Opening Day.....	55,596 (4/3/00)
Regular Season.....	55,596 (4/3/00)
Season Total.....	2,629,708 (1976)

Crosley Field

Opening Day.....	35,747 (4/15/24)
Regular Season.....	36,691 (4/27/47)
Season Total.....	1,125,928 (1956)

REDS MANAGERS SINCE 1900

Manager	Year(s)	W-L	Pct.	Manager	Year(s)	W-L	Pct.
Robert Allen	1900	62-77	.446	Birdie Tebbetts	'54-58	372-357	.510
John McPhee	'01-02	79-124	.389	Jimmy Dykes	'58	24-17	.585
Frank Bancroft	'02	10-7	.588	Mayo Smith	'59	35-45	.438
Joseph Kelley	'02-05	274-230	.544	Fred Hutchinson	'59-64	443-372	.544
Ned Hanlon	'06-07	130-174	.428	Dick Sisler	'64-65	118-91	.565
John Ganzel	'08	73-81	.474	Don Heffner	'66	37-46	.446
Clark Griffith	'09-11	222-238	.483	Dave Bristol	'66-69	298-265	.529
Henry O'Day	'12	75-78	.490	Sparky Anderson	'70-78	863-586	.596
Joseph Tinker	'13	64-89	.418	John McNamara	'79-82	279-244	.533
Buck Herzog	'14-16	165-226	.422	Russ Nixon	'82-83	101-131	.435
Christy Mathewson	'16-18	165-177	.482	Vern Rapp	'84	51-70	.421
Heinie Groh	'18	7-3	.700	Pete Rose	'84-89	412-373	.525
Patrick Moran	'19-23	425-329	.564	Tommy Helms	'89	14-21	.400
Jack Hendricks	'24-29	469-450	.510	Lou Piniella	'90-92	255-231	.525
Dan Howley	'30-32	177-285	.383	Tony Perez	'93	20-24	.455
Donie Bush	'33	58-94	.382	Davey Johnson	'93-95	204-172	.543
Robert O'Farrell	'34	26-58	.310	Ray Knight	'96-97, 2003	125-137	.477
Burt Shotton	'34	1-0	1.000	Jack McKeon	1997-2000	291-259	.529
Charles Dressen	'34-37	218-284	.434	Bob Boone	'01-03	190-238	.444
Bobby Wallace	'37	5-20	.200	Dave Miley	'03-05	125-164	.433
Bill McKechnie	'38-46	744-631	.541	Jerry Narron	'05-07	157-179	.467
John Neun	'47-48	117-137	.461	Pete Mackanin	'07	41-39	.513
Bucky Walters	'48-49	81-123	.397	Dusty Baker	'08-13	509-463	.524
Luke Sewell	'49-52	174-234	.426	Bryan Price	'14-18	279-387	.419
Earle Brucker	'52	3-2	.600	Jim Riggleman	'18	64-80	.444
Rogers Hornsby	'52-53	91-106	.462	David Bell	'19-present	75-87	.463
C. Buster Mills	'53	4-4	.500				

TOP 10 MANAGERS (TOTAL WINS)

Sparky Anderson	863-586
Bill McKechnie	744-631
Dusty Baker	509-463
Jack Hendricks	469-450
Fred Hutchinson	443-372
Patrick Moran	425-329
Pete Rose	412-373
Birdie Tebbetts	372-357
Dave Bristol	298-265
Jack McKeon	291-259

TOP 10 MANAGERS (WIN PCT., 50-GAME MIN.)

Sparky Anderson	596 (863-586)
Dick Sisler	563 (121-94)
Patrick Moran	564 (425-329)
Joe Kelley	545 (275-230)
Fred Hutchinson	544 (443-372)
Davey Johnson	543 (204-172)
Bill McKechnie	541 (744-631)
John McNamara	533 (279-244)
Dave Bristol	5293 (298-265)
Jack McKeon	5291 (291-259)



REDS COACHES SINCE 1900

The coaches listed below for years 1900-1935 were garnered from Total Baseball's master list of coaches. Because Total Baseball continues to update its list of coaches for the years 1900-1921, some omissions are possible during that time period.

AMALFITANO, Joe, 1982	HEILMANN, Harry, 1932	PEREZ, Tony, 1987-92
BARTELL, Dick, 1954-55	HELMS, Tommy, 1983-89	PERLOZZO, Sam, 1990-92
BELL, Jay, 2014-15	HOUSE, J.R., 2019	PICINICH, Val, 1934
BENSON, Vern, 1966-69	HUGHES, Dustin, 2015-18	PICKLER, Jeff, 2019
BENAVIDES, Freddie, 2003, 2014-19	HUME, Tom, 1996-2007	PICO, Jeff, 2014-15
BERRY, Mark, 2003-13	IRVING, Nate, 2019	PLAZA, Ron, 1978-83
BLADES, Ray, 1942	JACKSON, Grant, 1994-95	POLE, Dick, 2007-09
BOMBARD, Marc, 1996	JACOBY, Brook, 2007-13	POWER, Ted, 2016-18
BOONE, Bob, 1994	JARAMILLO, Tony, 2016-18	PRICE, Bryan, 2010-13
BRAGAN, Jimmy, 1967-69	JENKINS, Mack, 2012-18	RIDDLE, John, 1958
BREEDEN, Scott, 1986-89	JOHNSON, Derek, 2019	RIGGINS, Mark, 2016
BRISTOL, Dave, 1966, '89, '93	KAAT, Jim, 1984-85	RIGGLEMAN, Jim, 2015-18
BRUCKER, Earle, 1952	KELLY, George, 1935-37, '47-48	ROBSON, Tom, 2003
CARDENAL, Jose, 1993, 2002-03	KELLY, Pat, 2007, '18	ROTHSCHILD, Larry, 1990-93
CHAMBLISS, Chris, 2004-06	KIMM, Bruce, 1984-88	ROUSH, Edd, 1938
CHAPMAN, Ben, 1952	KING, Clyde, 1959	RUHLE, Vern, 2005-06
CLYMER, Bill, 1925	KLUSZEWSKI, Ted, 1970-78, '83	SCHERGER, George, 1970-78, '83-86
COLLINS, Dave, 1999-2000	KNIGHT, Ray, 1993-95, 2002-03	SEWELL, Luke, 1949
COTHAM, Caleb, 2019	LAND, Grover, 1925-28	SHEEHAN, Tom, 1935-37
CRABTREE, Estel, 1943-44	LATHAM, Arlie, 1900	SHEPARD, Larry, 1970-78
CUCCINELLO, Tony, 1949-51	LEFEBVRE, Jim, 2002	SHORE, Ray, 1963-67
DARWIN, Danny, 2018	LETT, Jim, 1986-89, '96	SHOTTON, Burt, 1934
DEAL, Cot, 1959-60	LITWHILER, Danny, 1951	SIEVERS, Roy, 1966
DeMARS, Billy, 1985-87	LOBERT, Hans, 1943-44	SISLER, Dick, 1961-64
DeSHIELDS, Delino, 2019	LOCKMAN, Whitey, 1960	SMITH, Hal, 1968-69
DENT, Bucky, 2006-07	LONG, Don, 2014-18	SMITH, Steve, 2014
DOOLAN, Mickey, 1930-32	LOPEZ, Juan, 2008-13	SPARKS, Joe, 1984
DORAN, Billy, 2001	MANCUSO, Gus, 1950	SPEIER, Chris, 2008-13
DOUGLAS, Otis, 1961-62	MAY, Lee, 1988-89	STEFANSKI, Mike, 2004-18
DUARTE, Jose, 2019	McCORMICK, Frank, 1956-57	TEMPLE, Johnny, 1964
DUNLOP, Harry, 1979-82, 1998-2000	McLAREN, John, 1992	TINSLEY, Lee, 2014-15
DYKES, Jimmy, 1955-58	McRAE, Hal, 1995-96	TUNNELL, Lee, 2006, 2019
EBERT, Derrin, 2018	MENKE, Denis, 1997-2000	TURNER, Jim, 1961-65
ECKER, Donnie, 2019	MILEY, Dave, 1993	VALENTINE, Bobby, 1993
ENS, Jewell, 1933, '41	MILLS, Buster, 1953	VALLES, Rolando, 2019
FERRICK, Tom, 1954-58	MOORE, Jackie, 1990-92	WALKER, Gee, 1946
FISCHER, Bill, 1979-83	MOSES, John, 2005	WALLACE, Bobby, 1926, '28
FOLI, Tim, 2001-03	MOSES, Wally, 1959-60	WARD, Turner, 2019
GARRISON, Ford, 1953	NARRON, Jerry, 2004-05	WHISENANT, Pete, 1961-62
GOWDY, Hank, 1938-42, '45-46	NIXON, Russ, 1976-82	WHISLER, Randy, 2004-05
GRAMMAS, Alex, 1970-75, '78	OCEAK, Frank, 1965	WIETELMANN, Whitey, 1966-67
GREENWELL, Mike, 2001	OESTER, Ron, 1993, 1997-2001	WILLIAMS, Otto, 1930
GRIFFEY, Sr., Ken, 1997-2001	ORTEGON, Ronnie, 2013	WILLIAMS, Stan, 1984, 1990-91
GULLETT, Don, 1993-2005	OTERO, Reggie, 1959-65	WILSON, Jim, 1939-40, '44-46
HADDIX, Harvey, 1969	PAGE, Phil, 1947-52	WINGO, Ivy, 1928-29, '36
HARDER, Mel, 1966-68	PEITZ, Heinie, 1912, '16	YOUNGBLOOD, Joel, 1994-97
HATCHER, Billy, 2006-18	PÉREZ, Cristian, 2019	

PLAYERS WITH THE MOST SEASONS WITH THE REDS SINCE 1900

19 Dave Concepcion (SS), 1970-88	Ken Griffey Sr. (OF), 1973-81, '88-90	10 Bobby Adams (INF), 1946-55
Barry Larkin (SS), 1986-2004	Dolf Luque (P), 1918-29	Pedro Borbon (P), 1970-79
Pete Rose (INF/OF), 1963-78, '84-86	Edd Roush (OF), 1916-26, '31	Paul Derringer (P), 1933-42
17 Johnny Bench (C), 1967-83	Mario Soto (P), 1977-88	Pete Donohue (P), 1921-30
16 Tony Perez (INF), 1964-76, '84-86	11 R. Bressler (P/INF/OF), 1917-27	Tom Hume (P), 1977-85, '87
15 Joe Nuxhall (P), 1944, '52-60, '62-66	Tom Browning (P), 1984-94	Ernie Lombardi (C), 1932-41
13 Ron Oester (2B), 1978-90	George Foster (OF), 1971-81	Frank McCormick (1B), 1934, '37-45
Wally Post (OF), 1949-57, '60-63	Ted Kluszewski (1B), 1947-57	Roy McMillan (1B/SS), 1951-60
Eppa Rixey (P), 1921-33	Jim Maloney (P), 1960-70	Gary Nolan (P), 1967-73, '75-77
Joey Votto (1B), 2007-19	Brandon Phillips (2B) 2006-16	Frank Robinson (OF), 1956-65
Ivey Wingo (C), 1915-26, '29	Vada Pinson (OF), 1958-68	
12 Homer Bailey (P), 2007-18	J. Vander Meer (P), 1937-43, '46-49	
Dan Driessen (1B), 1973-84	Bucky Walters (P), 1938-48	

ALL-TIME ROSTER, 1876-1900

From the formation of the National League in 1876 to 1900, 222 players appeared with the Reds in at least 1 game.

A (1)

ADDY, Bob, 2B/SS/3B/OF, 1877

B (17)

BAILEY, King, P, 1895
BALDWIN, Kid, C, 1885-90
BARNES, Ross, SS, 1879
BARRETT, Jimmy, OF, 1899-1900, 1906
BEARD, Ollie, SS, 1889-90
BECKLEY, Jake, 1B, 1897-1903
BERKELBACK, Frank, OF, 1884
BICKHAM, Dan, P, 1886
BLANK, Fred, P, 1894
BLIGH, Ned, C/OF, 1888
BOOTH, Amos, C/SS/3B/P, 1876-77, '80
BOYLE, Jack, C, 1886
BREITENSTEIN, Ted, P/OF, 1897-1900
BROWN, Stub, P, 1897
BROWNING, Pete, OF, 1891-92
BURKE, Eddie, OF, 1892, '95-97
BURKE, Mike, SS, 1879

C (21)

CANAVAN, Jim, OF, 1893-94
CARPENTER, Hick, 3B, 1880, '82-89
CARUTHERS, Bob, OF, 1893
CHAMBERLAIN, Icebox, P, 1892-94
CLACK, Bobby, OF/2B, 1876
CLAPP, John, C, 1880
CLARK, Bob, C, 1891
CLINGMAN, Billy, SS, 1890
CLINTON, Jim, OF, 1885
COLEMAN, Percy, P, 1898
COMISKEY, Charlie, 1B, 1892-94
CONOVER, Ted, P, 1889
CORCORAN, Tommy, SS, 1897-1906
CORKHILL, Pop, OF, 1883-88, '91
CRANE, Cannonball, P, 1891
CRAWFORD, Sam, OF, 1899-1902
CRONIN, Jack, P, 1899
CROSS, Lem, P, 1893-94
CUMMINGS, Candy, P, 1877
CURTIS, Ervin Duane, OF, 1891
CUTHBERT, Ned, OF, 1877

D (12)

DAMMAN, Bill, P, 1897-99
DARBY, George, P, 1893
DAUB, Dan, P, 1892
DAVIS, Wiley, P, 1896
DEAGLE, Ren, P/SS/OF, 1883-84
DEAN, Dory, P, 1876
DICKERSON, Buttercup, OF, 1878-79
DOLAN, John, P, 1890
DOWSE, Tom, C, 1892
DUFFEE, Charlie, OF, 1893
DURYEA, Jesse, P, 1889-92
DWYER, Frank, P, 1892-99

E (4)

EARLE, Billy, C, 1889
EHRET, Red, P, 1896-97
ELBERFIELD, Kid, SS/3B, 1899
EWING, Buck, 1B, 1895-97

F (11)

FENNELLY, Frank, SS, 1884-88
FIELD, Sam, C/2B, 1876
FISHER, Chancey, P, 1894, '96
FISHER, Cherokee, P, 1876
FLYNN, Carney, P, 1894
FOLEY, Will, 3B, 1876-77, '79
FOREMAN, Brownie, P, 1896
FOREMAN, Frank, P, 1890, '95-96
FOURNIER, Henry, P, 1894

FRISK, Emil, P, 1899
FULMER, Chuck, SS, 1882-84

G (7)

GASTRIGHT, Hank, P, 1896
GEER, Billy, SS, 1878
GENINS, Frank, SS/3B/OF, 1892
GERHARDT, Joe, 2B, 1878-79
GOAR, Jot, P, 1898
GOULD, Charlie, 1B, 1876-77
GREY, Bill, C/INF/OF, 1895-96

H (17)

HAHN, Noodles, P/1B/OF, 1899-1905
HALLIGAN, Jocko, OF, 1891-92
HALLINAN, Jimmy, 2B, 1877
HARRINGTON, Jerry, C, 1890-92
HASTINGS, Scott, C, 1877
HAWLEY, Pink, P, 1898-99
HEMMING, George, P, 1892
HENRY, George, OF, 1893
HICKS, Nat, C, 1877
HILL, Bill, P, 1898
HOGAN, Marty, OF, 1894
HOGRIEVER, George, OF, 1895
HOLLIDAY, Bug, OF, 1889-98
HOOVER, Buster, OF, 1892
HOTALING, Pete, OF, 1879
HOUTZ, Lefty, OF, 1899
HOY, Dummy, OF, 1894-97, 1902

I (3)

INKS, Bert, P, 1896
IRWIN, Bill, P, 1886
IRWIN, Charlie, 3B, 1896-1901

J (2)

JONES, Bumpus, P, 1892-93
JONES, Charley, OF, 1876-78, '83-87

K (10)

KAHOE, Mike, C, 1895, 1899-1901
KAPPEL, Heinie, INF/OF, 1887-88
KEENAN, Jim, C, 1885-91
KELLY, King, OF/C/3B, 1878-79
KEMMLER, Rudy, C/OF, 1882
KESSLER, Henry, SS, 1876-77
KING, Silver, P, 1893
KNAUSS, Frank, P, 1892
KNIGHT, Joe, OF, 1890
KUEHNE, Bill, 3B/2B, 1892

L (4)

LATHAM, Arie, 3B, 1890-95
LEONARD, Andy, SS/3B, 1880
LEWIS, Fred, OF, 1886
LUFF, Henry, 1B, 1882

M (33)

MACULLAR, Jimmy, OF, 1882-83
MAGNER, John, OF, 1879
MAHONEY, Dan, C, 1892
MANNING, Jack, OF/SS, 1877, '80
MANSELL, Mike, OF, 1880
MANSELL, Tom, OF, 1884
MARR, Lefty, OF/3B, 1886, '90-91
MASKREY, Leech, 3B/OF, 1886
MASSEY, Bill, 1B, 1894
MATHEWS, Bobby, P, 1877
McBRIDE, Algje, OF, 1898-1901
McCAFFREY, Harry, P, 1885
McCARATHY, Jack, OF, 1893-94
McCORMICK, Harry, P/OF, 1882-83
McFARLAND, Herm, OF, 1898
McGILL, Willie, P, 1892

McGINNIS, Jumbo, P, 1887
McGUIRE, Murray, P, 1894
McKEON, Larry, P, 1885-86
McPHEE, Bid, 2B, 1882-99
McVEY, Cal, 1B/3B, 1878-79
MEAKIM, Bill, C, 1892
MERRITT, George, C, 1894-95
MEYERLE, Levi, SS/2B, 1877
MILLER, Dusty, OF, 1895-99
MILLER, George, C, 1877, '84
MITCHELL, Bobby, P, 1877-78
MOTZ, Frank, 1B, 1893-94
MOUNTJOY, Billy, P, 1883-85
MULLANE, Tony, P, 1886-93
MURPHY, Connie, C, 1893-94
MURPHY, Joe, P, 1886
MURPHY, Morgan, C, 1892-95

N (2)

NEAGLE, Jack, P/OF, 1879
NICOL, Hugh, OF, 1887-90

O (2)

O'CONNOR, Jack, C, 1887-88
O'NEIL, Tip, OF, 1892

P (13)

PARROTT, Tom, P/INF/OF, 1893-95
PARSONS, John, OF, 1884
PECHINEY, George, P, 1885-86
PEITZ, Heinie, C/2B, 1896-1904
PEOPLES, Jimmy, P/C/INF/OF, 1884-85
PETTY, Charlie, P, 1889
PFANN, Bill, P, 1894
PHILLIPS, Bill, P, 1895, 1899-1903
PIERSON, Dave, P/C/INF/OF, 1876
PIKE, Lip, OF, 1877-78
POWELL, Abner, OF, 1886
POWERS, Phil, C, 1882-85
PURCELL, Blondie, OF/P, 1879-80

Q (0)

R (11)

RADBOURN, Old Hoss, P, 1891
REARDON, Jeremiah, P, 1886
REDMOND, Billy, SS, 1877
REEDER, Icicle, OF, 1884
REILLEY, Charlie, C, 1880
REILLY, Long John, 1B, 1880, '83-91
RETTGER, George, P, 1892
RHINES, Billy, P, 1890-92, '95-97
RICHMOND, Lee, P/OF, 1886
RITCHEY, Claude, SS, 1897
RYAN, Johnny, OF, 1877

S (27)

SAY, Lou, SS, 1880
SCHRIEVER, Pop, C, 1897
SELBACH, Kip, OF, 1899
SERAD, Billy, P, 1887-88
SEYBOLD, Socks, OF, 1899
SHALLIX, Gus, P, 1884-85
SHEA, Mike, P, 1887
SLATTERY, Mike, OF, 1891
SMITH, Elmer E., P/OF, 1886-89, '98-1900
SMITH, Germany, SS, 1891-96
SMITH, Harry, C, 1877
SMITH, Jud, 3B, 1893
SMITH, Pop, 2B, 1880
SMITH, Rex, P, 1886
SNYDER, Pop, C, 1882-86
SNYDER, Redleg, OF, 1876
SOMMER, Joe, OF, 1880, '82-83
SPIES, Harry, C, 1895

STEARNS, Ecky, 1B, 1882
STEINFELDT, Harry, 3B/2B, 1898-1905
STENZEL, Jake, OF, 1899
STEPHENS, Ben, P, 1892
STEPHENS, Clarence, P, 1886, '91
SULLIVAN, Chub, 1B, 1877-78
SULLIVAN, Mike, P, 1892-93
SWEASY, Charlie, 2B, 1876
SYLVESTER, Lou, OF, 1886

T (6)

TANNEHILL, Jesse, P, 1894, 1911
TAYLOR, Jack, P, 1899
TEBAU, White Wings, OF, 1887-89
THOMPSON, Tug, OF, 1882
TIERNEY, Bill, 1B, 1882
TRAFFLEY, Bill, C, 1883

U (1)

ULRICH, George, OF, 1893

V (2)

VIAUGHN, Farmer, C, 1886, '92-99
VIAU, Lee, P, 1888-90

W (16)

WARD, Piggy, OF, 1893
WATSON, Mother, P, 1887
WEIHE, Podge, OF, 1883
WELCH, Curt, OF, 1892
WEST, Buck, OF, 1884
WEYHING, John, P, 1888
WHEELER, Harry, OF, 1879-80, '82
WHITE, Deacon, C, 1878-80
WHITE, Will, P, 1878-80, '82-86
WHITROCK, Bill, P, 1894
WIDNER, Wild Bill, P, 1887
WILLIAMS, Dale, P, 1876
WOOD, Bob, C, 1898-1900
WOOD, George, OF, 1892
WOLFFE, Jimmy, 3B/OF, 1884
WRIGHT, Sam, SS, 1880

X, Y, Z (0)

MANAGERS (14)

ADDY, Bob, 1877
CAYLOR, Ollie, 1885-86
CLAPP, John, 1880
COMISKEY, Charlie, 1892-94
EWING, Buck, 1895-99
GOULD, Charlie, 1876
LOFTUS, Tom, 1890-91
MANNING, Jack, 1877
McVEY, Cal, 1878-79
PIKE, Lip, 1877
SCHMELZ, Gus, 1887-89
SNYDER, Pop, 1882-83, '84
WHITE, Deacon, 1879
WHITE, Will, 1884

ALL-TIME ROSTER SINCE 1900

Since 1900, 1,856 players appeared in at least 1 game with the Reds

A (60)

ABAD, Andy, 1B/OF, 2006
 ABERNATHY, Ted, P, 1967-68
 ABRAMS, Cal, OF, 1952
 ABRAMS, George, P, 1923
 ABREU, Joe, INF, 1942
 ACEVEDO, Jose, P, 2001-04
 ACKER, Tom, P, 1956-59
 ADAMS, Bobby, INF, 1946-55
 ADAMS, Karl, P, 1914
 ADAMS, Sparky, INF, 1933-34
 ADCOCK, Joe, INF/OF, 1950-52
 ADCOCK, Nate, P, 2015
 ADKINS, Jon, P, 2008
 AFENIR, Troy, C, 1992
 ADLEMAN, Tim, P, 2016-17
 AFFELDT, Jeremy, P, 2008
 ALANIZ, R.J., P, 2019
 ALCALA, Santo, P, 1976-77
 ALCANTARA, Arismendy, IF/OF, 2017
 ALENO, Chuck, INF, 1941-44
 ALLEN, Bob, INF, 1900
 ALLEN, Ethan, OF, 1926-30
 ALLEN, Nick, C, 1918-20
 ALMANZAR, Carlos, P, 2002
 ALMEIDA, Rafael, INF, 1911-13
 ALONSO, Yonder, INF, 2010-11
 ALTIZER, Dave, INF, 1910-11
 ALVAREZ, Rogelio, INF, 1960, '62
 AMES, Red, P, 1913-15
 AMOR, Vincente, P, 1957
 ANDERSON, Harry, INF/OF, 1960-61
 ANDERSON, Jimmy, P, 2003
 ANDERSON, Mike, P, 1993
 ANDERSON, Wingo, P, 1910
 ANDREWS, Nate, P, 1946
 ANTHONY, Eric, OF/INF, 1995-96
 APPLETON, Pete, P, 1927-28
 AQUINO, Aristides, OF, 2018-19
 ARCHER, Jimmy, C, 1918
 ARMBRISTER, Ed, OF, 1973-77
 ARMSTRONG, Jack, P, 1988-91
 ARNOVICH, Morrie, OF, 1940
 ARREDONDO, Jose, P, 2011-12
 ARRIGO, Gerry, P, 1965-69
 ARROYO, Bronson, P, 2006-13, '17
 ARROYO, Luis, P, 1959
 ASBJORNSON, Asby, C, 1931-32
 ASH, Ken, P, 1928-30
 ASTIN, Barrett, P, 2017
 ATCHLEY, Justin, P, 2001
 AUERBACH, Rick, INF, 1977-80
 AURILIA, Rich, INF, 2005-06
 AUSTIN, Jeff, P, 2003
 AUTRY, Chick, OF, 1907, '09
 AVERY, Steve, P, 1999
 AVREA, Jim, P, 1950
 AXELROD, Dylan, P, 2014-15
 AYALA, Bobby, P, 1992-93
 AYBAR, Manny, P, 2000
 AZCUE, Joe, C, 1960

B (185)

BACZENOWSKI, Fred, P, 1953-55
 BADENHOP, Burke, P, 2015
 BAGBY, Jim, P, 1912
 BAILEY, Bob, INF/OF, 1976-77
 BAILEY, Ed, C, 1953-61
 BAILEY, Homer, P, 2007-18
 BAILEY, Jim, P, 1959
 BAIR, Doug, P, 1978-81
 BAKER, Bill, C, 1940-41
 BAKER, Ernie, P, 1905
 BAKO, Paul, C, 2008
 BALCENA, Bobby, OF, 1956

BALDSCHUN, Frank, P, 1966-67
 BALDWIN, Jack, C, 1953
 BALE, John, P, 2003
 BALENTI, Mike, INF, 1911
 BALENTIEN, Vladimir, OF, 2009
 BALESTER, Collin, P, 2015
 BANEY, Dick, P, 1973-74
 BANKHEAD, Scott, P, 1992
 BARKER, Kevin, INF, 2009
 BARNES, Junie, P, 1934
 BARNES, Skeeter, INF, 1983-84, '89
 BARNHART, Tucker, C, 2014-19
 BARRANCA, German, INF, 1981-82
 BARRETT, Jimmy, OF, 1899-1900, '06
 BARRETT, Red, P, 1937-40
 BARRY, Shad, INF/OF, 1905-06
 BARTEZ, Kimera, OF, 2000
 BARTON, Bob, C, 1973
 BATES, Billy, INF, 1990
 BATES, Johnny, OF, 1911-14
 BATTIS, Matt, C, 1955-56
 BAUER, Trevor, P, 2019
 BAUMER, Jim, INF, 1961
 BAUMHOLTZ, Frank, OF, 1947-49
 BAY, Harry, OF, 1901-02
 BAYLESS, Dick, OF, 1908
 BEALL, Johnny, OF, 1915-16
 BEAUCHAMP, Jim, INF/OF, 1968-69
 BECK, Clyde, INF, 1931
 BECK, Erve, OF, 1902
 BECK, Fred, OF, 1911
 BECK, Walter, P, 1945
 BECKER, Beals, OF, 1913
 BECKLEY, Jake, P/INF, 1897-03
 BECKMAN, Jim, P, 1927-28
 BEEBE, Fred, P, 1910
 BEELER, Jodie, INF, 1944
 BEGGS, Joe, P, 1940-44, '46-47
 BEGLEY, Jim, INF, 1924
 BEHNEY, Mel, P, 1970
 BELCHER, Tim, P, 1992-93
 BELINDA, Stan, P, 1997-99
 BELINSKY, Bo, P, 1970
 BELISLE, Matt, P, 2003-08
 BELK, Tim, INF, 1996
 BELL, Buddy, INF, 1985-88
 BELL, Gus, OF, 1953-61
 BELL, Mike, INF, 2000
 BELL, Rob, P, 2000-01
 BELL, Trevor, P, 2014
 BELLHORN, Mark, INF, 2007
 BENAVIDES, Freddie, INF, 1991-92
 BENCH, Johnny, C/INF, 1967-83
 BERGE, Ray, P, 1938
 BENTON, Larry, P, 1930-34
 BENTON, Rube, P, 1910-15, '23-25
 BENZINGER, Todd, INF, 1989-91
 BERE, Jason, P, 1998-99
 BERENYI, Bruce, P, 1980-84
 BERGEN, Bill, C, 1901-03
 BERGER, Wally, OF, 1938-40
 BERGHAMMER, Marty, INF, 1913-14
 BERGOLLA, William, INF, 2005
 BERNADINA, Roger, OF, 2014
 BERNADINO, Geronimo, OF, 1992
 BERRYHILL, Damon, C, 1995
 BESCHER, Bob, OF, 1908-13
 BETTS, Hal, C, 1913
 BEVAN, Hal, C, 1961
 BICHETTE, Dante, OF, 2000
 BIEMILLER, Harry, P, 1925
 BIITNER, Larry, INF/OF, 1981-82
 BILARDELLO, Dann, C, 1983-85
 BILKO, Steve, INF, 1958
 BILLINGHAM, Jack, P, 1972-77

BIRTSAS, Tim, P, 1988-90
 BLACK, Joe, P, 1955-56
 BLACKBURN, Earl, C, 1912-13
 BLACKBURN, Jim, P, 1948, '51
 BLACKBURNE, Lena, INF, 1918
 BLACKWELL, Ewell, P, 1942, '46-52
 BLAIR, Paul, OF, 1979
 BLAKE, Ed, P, 1951-53
 BLAKELY, Linc, OF, 1934
 BLANDINO, Alex, INF, 2018-19
 BLANKENSHIP, Cliff, INF, 1905
 BLASINGAME, Don, INF, 1961-63
 BLATERIC, Steve, P, 1971
 BLOODWORTH, Jimmy, INF, 1949-50
 BLOOMQUIST, Willie, OF, 2010
 BLOTT, Jack, C, 1924
 BLUEGE, Otto, INF, 1932-33
 BLUEJACKET, Jim, P, 1916
 BOEHMER, Len, INF, 1967
 BOESCH, Brent, OF, 2015
 BOHNE, Sammy, INF, 1921-26
 BOLGER, Jim, OF, 1950-51, '54
 BOLTON, Tom, P, 1992
 BONES, Ricky, P, 1997
 BONG, Jung Keun, P, 2004
 BONGIOVANNI, Nino, OF, 1938-39
 BONHAM, Bill, P, 1978-80
 BONILLA, Lisalberto, P, 2017
 BOOKER, Chris, P, 2005
 BOONE, Aaron, INF, 1997-2003
 BOONE, Bret, INF, 1994-98
 BORBON, Pedro, P, 1970-79
 BORDAGARAY, Frenchy, OF, 1939
 BORKOWSKI, Bob, OF, 1952-55
 BOROS, Steve, INF, 1964-65
 BOSSER, Mel, P, 1945
 BOTTOMLEY, Jim, INF, 1933-35
 BOURGEOIS, Jason, OF, 2014-15
 BOWMAN, Joe, P, 1945
 BOWMAN, Matt, P, 2019
 BOYD, Ray, P, 1911
 BRADFORD, Buddy, OF, 1971
 BRADLEY, Scott, C, 1992
 BRADY, Neal, P, 1925
 BRAGG, Darren, OF, 2004
 BRAGGS, Glenn, OF, 1990-92
 BRAIN, Dave, OF, 1908
 BRANSON, Jeff, INF, 1992-97
 BRANTLEY, Jeff, P, 1994-97
 BRANYAN, Russell, INF/OF, 2002-03
 BRAVO, Angel, OF, 1970-71
 BRAY, Bill, P, 2006-08, '10-12
 BREEDEN, Dan, C, 1969
 BREITENSTEIN, Ted, P/OF, 1897-1900
 BRENNAN, Don, P, 1934-37
 BRENTON, Lynn, P, 1920-21
 BRESSLER, Rube, P/INF/OF, 1917-27
 BREWSTER, Charlie, INF, 1943
 BRICE, Austin, P, 2017-18
 BRIDGES, Marshall, P, 1960-61
 BRIDGES, Rocky, INF, 1953-57
 BRIDWELL, Al, INF, 1905
 BRIGHT, Harry, INF, 1963
 BRITAIN, Gus, C, 1937
 BROSNAN, Jim, P, 1959-63
 BROVIA, Joe, OF, 1955
 BROWER, Jim, P, 2001-02
 BROWN, Curly, P, 1915
 BROWN, Jumbo, P, 1937
 BROWN, Keith, P, 1988, '90-92
 BROWN, Marty, INF, 1988-89
 BROWN, Mordecai, P, 1913
 BROWN, Scott, P, 1981
 BROWNING, Tom, P, 1984-94
 BROXTON, Jonathan, P, 2012-14

BRUGGY, Frank, C, 1925
 BRUMFIELD, Jacob, OF, 1992-94
 BRUCE, Jay, OF, 2008-16
 BUCHANAN, Bob, P, 1985
 BUCHANAN, Jake, P, 2017
 BUZZINSKI, Mark, OF, 2003
 BURBA, Dave, P, 1995-97
 BURGESS, Smoky, C, 1955-58
 BURKHART, Ken, P, 1948-49
 BURNS, Bill, P, 1910-11
 BURNS, George, OF, 1922-24
 BURNS, Joe, OF, 1910
 BURNS, Mike, P, 2006
 BURNSIDE, Sheldon, P, 1980
 BURPO, George, P, 1946
 BURTON, Jared, P, 2007-11
 BUSH, Guy, P, 1945
 BUSHELMAN, Jack, P, 1909
 BUSHING, Chris, P, 1993
 BUTERA, Sal, C, 1986-87
 BYERLY, Bud, P, 1950-52
 BYRD, Marlon, OF, 2015
 BYRD, Sammy, OF, 1935-36

C (141)

CABRERA, Jolbert, INF/OF, 2008
 CABRERA, Orlando, SS, 2010
 CABRERA, Ramon, C, 2015-16
 CADARET, Greg, P, 1993
 CAIRO, Miguel, INF, 2010-12
 CALDWELL, Mike, P, 1977
 CALLAGHAN, Marty, OF, 1928, '30
 CALLAHAN, Ray, P, 1915
 CAMERON, Mike, OF, 1999
 CAMPBELL, Archie, P, 1930
 CAMPBELL, Billy, P, 1907-09
 CAMPBELL, Gilly, C, 1935-37
 CANTU, Jorge, INF, 2007
 CANTWELL, Tom, P, 1909-10
 CAPILLA, Doug, P, 1977-79
 CARBO, Bernie, OF, 1969-72
 CARDENAS, Leo, INF, 1960-68
 CARMAN, Don, P, 1991
 CARMICHAEL, Chet, P, 1909
 CARR, Charlie, INF, 1906
 CARRARA, Giovanni, P, 1996-97
 CARRASCO, Hector, P, 1994-97
 CASTILLO, Clay, P, 1968-75
 CARROLL, Owen, P, 1930-32
 CARROLL, Tom, P, 1974-75
 CARTER, Arnold, P, 1944-45
 CARTER, Howard, INF, 1926
 CASALI, Curt, C, 2018-19
 CASARELLA, Joe, P, 1937-38
 CASE, Charlie, P, 1901
 CASEY, Sean, 1B, 1998-2005
 CASTILLO, Luis, P, 2017-19
 CASTILLO, Wilkin, C/OF/INF, 2008-09
 CASTLETON, Roy, P, 1909-10
 CASTRO, Juan, INF, 2000-04, '06-08
 CATO, Keefe, P, 1983-84
 CAVENEY, Ike, INF, 1922-25
 CEDEÑO, Cesar, OF, 1982-85
 CERROS, Juan, P, 2003
 CHACIN, Alejandro, P, 2017
 CHACON, Elio, INF, 1960-61
 CHAMBLEE, Jim, INF, 2003
 CHANEY, Darrel, INF, 1969-75
 CHAPMAN, Arloldis, P, 2010-15
 CHAPMAN, Calvin, INF, 1935-36
 CHAPMAN, Harry, C, 1913
 CHAPPELLE, Bill, P, 1909
 CHARLES, Chappy, INF, 1909-10
 CHARLTON, Norm, P, 1988-92, 2000
 CHASE, Hal, INF, 1916-18

CHECH, Charlie, P, 1905-06
 CHEN, Bruce, P, 2002
 CHOO, Shin-Soo, OF, 2013
 CHOZEN, Harry, C, 1937
 CHRISTENSEN, Walter, OF, 1926-27
 CHRISTIANI, Nick, P, 2013-14
 CHRISTMAS, Steve, C, 1983
 CHURCH, Bubba, P, 1952-53
 CINGRANI, Tony, P, 2012-17
 CLARK, Brady, OF, 2001-02
 CLARK, Jermaine, OF, 2004
 CLARKE, Al, P, 1921
 CLARKE, Tommy, C, 1909-17
 CLAUSSEN, Brandon, P, 2004-06
 CLAY, Dain, OF, 1943-46
 CLAYTON, Royce, INF, 2006
 CLINE, Ty, OF, 1970-71
 CLONINGER, Tony, P, 1968-71
 COAKLEY, Andy, P, 1907-08
 COATES, Jim, P, 1963
 COATS, Buck, OF, 2007
 COCHRAN, Al, P, 1915
 COFFEY, Todd, P, 2005-08
 COKER, Jim, C, 1964-67
 COLEMAN, Gordy, INF, 1960-67
 COLEMAN, Vince, OF, 1996
 COLES, Chuck, OF, 1958
 COLES, Darnell, INF, 1992
 COLLINS, Dave, OF, 1978-81, '87-89
 COLLUM, Jackie, P, 1953-55
 COLÓN, Christian, INF, 2019
 COMBE, Geoff, P, 1980-81
 COMOROSKY, Adam, OF, 1934-35
 COMPTON, Jack, P, 1911
 CONCEPCION, Dave, INF, 1970-88
 CONINE, Jeff, INF, 2007
 CONLEY, Jim, P, 1918
 CONTRERAS, Carlos, P, 2014-15
 COOK, Cliff, INF, 1959-62
 COOKE, Dusty, OF, 1938
 COOKE, Steve, P, 1998
 COOPER, Walker, C, 1949-50
 CORBITT, Claude, INF, 1946, '48-49
 CORCINO, Daniel, P, 2014
 CORCORAN, Mickey, INF, 1910
 CORCORAN, Tommy, INF, 1897-1906
 CORDERO, Francisco, P, 2008-11
 CORMIER, Rhaal, P, 2006-07
 CORRALES, Pat, C, 1968-72
 CORRELL, Vic, C, 1978-80
 COSTANZO, Mike, INF, 2012
 COSTO, Tim, INF/OF, 1992-93
 COTHAM, Caleb, P, 2016
 COUCH, Johnny, P, 1922-23
 COULSON, Bob, OF, 1908
 COUMBE, Fritz, P, 1920-21
 COURTRIGHT, John, P, 1995
 COUTLANGUS, Jon, P, 2007
 COVELESKI, Harry, P, 1910
 COZART, Zack, SS, 2011-17
 CRABTREE, Estel, OF, 1929, '31-32, '43-44
 CRAFT, Harry, OF, 1937-42
 CRAIG, Roger, P, 1965
 CRAMER, Bill, P, 1912
 CRANE, Sam, INF, 1920-21
 CRAWFORD, Pat, INF, 1930
 CRAWFORD, Sam, OF, 1899-1902
 CREGAN, Pete, OF, 1903
 CRESS, Walker, P, 1948-49
 CRISCOLA, Tony, OF, 1944
 CRITZ, Hughie, INF, 1924-30
 CROCKETT, Kyle, P, 2018
 CROMER, D.T., INF, 2000-01
 CROMPTON, Ned, OF, 1910
 CROSBY, Ed, INF, 1973
 CROUCH, Jack, C, 1933
 CROWE, George, INF, 1956-58
 CROWELL, Jim, P, 1997
 CROWLEY, Terry, INF/OF, 1974-75
 CRUZ, Enrique, INF, 2007

CRUZ, Hector, OF, 1979-80
 CRUZ, Jacob, 1B/OF, 2004-05
 CRUZ, Tony, C, 2018
 CUCCINELLO, Tony, INF, 1930-31
 CUELLAR, Mike, P, 1959
 CUETO, Johnny, P, 2008-15
 CUETO, Manuel, C, 1917-19
 CULLOP, Nick, OF, 1930-31
 CULVER, George, P, 1968-69
 CURRIE, Clarence, P, 1902
 CURRIER, Kiki, OF, 1935-37

D (100)

DALE, Gene, P, 1915-16
 DALEY, Tom, OF, 1908
 DALY, Tom, INF, 1903
 DANIELS, Bert, OF, 1914
 DANIELS, Kal, OF, 1986-89
 DANCY, Pat, P, 1974-76
 DASSO, Frank, P, 1945-46
 DAUBERT, Jake, INF, 1919-24
 DAUGHERTY, Jack, OF/INF, 1993
 DAVENPORT, Dave, P, 1914
 DAVIDSON, Ted, P, 1965-68
 DAVIS, Eric, OF, 1984-91, '96
 DAVIS, Frank, P, 1912
 DAVIS, George, OF, 1937-38
 DAVIS, Lance, P, 2001
 DAVIS, Lefty, OF, 1907
 DAVIS, Rookie, P, 2017
 DAVIS, Roy, P, 1936-39
 DAVIS, Spud, C, 1937-38
 DAWKINS, Gookie, INF, 1999-2000, '02
 DAY, Clyde, P, 1926
 DEAL, John, INF, 1906
 DE JESUS JR., Ivan, INF, 2015-16
 De La CRUZ, Tommy, P, 1944
 De La HOZ, Mike, INF, 1969
 De LOS SANTOS, Abel, P, 2016
 DeARMOND, Charlie, INF, 1903
 DEFREITES, Arturo, INF, 1978-79
 DEISEL, Pat, C, 1903
 DEJAN, Mike, OF, 1940
 DELAHANTY, Jim, INF, 1906
 DEL ROSARIO, Eneiro, P, 2010
 DELABAR, Steve, P, 2016
 DeLUCIA, Rich, P, 1994
 DEMPSTER, Ryan, P, 2002-03
 DENNICK, Ryan, P, 2014
 DENNY, John, P, 1986
 DENORFIA, Chris, OF, 2005-06
 DePHILLIPS, Tony, C, 1943
 DERRICK, Claud, INF, 1914
 DERRINGER, Paul, P, 1933-42
 DeSCALFANI, Anthony, P, 2015-16, '18-19
 DESSENS, Elmer, P, 2000-02
 DEVORE, Josh, OF, 1913
 DIAZ, Bo, C, 1985-89
 DIAZ, Dayan, P, 2016
 DIAZ, Jumbo, P, 2014-16
 DIBBLE, Rob, P, 1988-93
 DIBUT, Pedro, P, 1924-25
 DICKERSON, Chris, OF, 2008-10
 DICKSON, Jim, P, 1964
 DIETRICH, Derek, INF, 2019
 DiMAGGIO, Vince, OF, 1939-40
 DIXON, Brandon, INF/OF, 2018
 DIXON, Leo, C, 1929
 DOAK, Bill, P, 1912
 DOBBS, John, OF, 1901-02
 DOBERNIC, Jess, P, 1949
 DODGE, John, INF, 1913
 DOLAN, Al, INF, 1909
 DOLAN, Pat, OF, 1903-05
 DOMINGUEZ, Chris, INF/OF, 2015
 DONALDS, Ed, P, 1912
 DONLIN, Mike, OF, 1902-04
 DONOHUE, Pete, P, 1921-30
 DOOIN, Red, C, 1915
 DORAN, Bill, INF, 1990-92
 DORNER, Gus, P, 1906

DORSETT, Brian, C, 1993-94
 DOSCHER, Jack, P, 1908
 DOTTERER, Dutch, C, 1957-60
 DOUGLAS, Phil, P, 1914-15
 DOUGLASS, Astyanax, C, 1921, '25
 DOUTHIT, Taylor, OF, 1931-33
 DOWNEY, Tom, INF, 1909-11
 DOYLE, Jim, INF, 1910
 DOYLE, Judd, P, 1910
 DRABOWSKY, Moe, P, 1962
 DRESSEN, Chuck, INF, 1925-31
 DREWS, Karl, P, 1954
 DRIESEN, Dan, INF, 1973-84
 DROPO, Walt, INF, 1958-59
 DRUHOT, Carl, P, 1906
 DUBUC, Jean, P, 1908-09
 DUFFALO, Jim, P, 1965
 DUFFY, Frank, INF, 1970-71
 DUKE, Zach, P, 2013, '19
 DUMATRANT, Phil, P, 2007
 DUMOUILIN, Dan, P, 1977-78
 DUNCAN, Mariano, INF, 1989-91, '95
 DUNCAN, Pat, OF, 1919-24
 DUNN, Adam, OF, 2001-08
 DURBIN, Kid, OF, 1909
 DUREN, Ryan, P, 1906
 DURHAM, Leon, INF, 1988
 DURNBAUGH, Bobby, INF, 1957
 DUROCHER, Leo, INF, 1930-33
 DUVAL, Adam, OF, 2015-18
 DWYER, Joe, OF, 1937
 DYCK, Jim, OF, 1956

E (37)

EASTWICK, Rawly, P, 1974-77
 ECKERT, Al, P, 1930-31
 EDELEN, Joe, P, 1981-82
 EDMONDS, Jim, 1B/OF, 2010
 EDWARDS, Bruce, C, 1956
 EDWARDS, Hank, OF, 1951-52
 EDWARDS, Jim, P, 1928
 EDWARDS, Johnny, C, 1961-67
 EDWARDS, Sherman, P, 1934
 EGAN, Dick, INF, 1908-13
 EHRHARDT, Ruben, P, 1929
 EISCHEN, Joey, P, 1997
 EISENHART, Jake, P, 1944
 ELLAM, Roy, INF, 1909
 ELLER, Hod, P, 1917-21
 ELLIOTT, Claude, P, 1904
 ELLIS, Sammy, P, 1962, '64-67
 ELLISON, Jason, OF, 2007
 ELMORE, Jake, INF/OF, 2014
 EMMER, Frank, INF, 1916, '26
 ENCARNACION, Edwin, INF, 2005-09
 ENCARNACION, Juan, OF, 2002
 ENGEL, Joe, P, 1917
 ENGLISH, Charlie, INF, 1937
 ENNIS, Del, OF, 1959
 ERAUTT, Eddie, P, 1947-51, '53
 ERICKSON, Hank, C, 1935
 ERVIN, Phillip, OF, 2019
 ERWIN, Tex, C, 1914
 ESASKY, Nick, INF/OF, 1983-88
 ESCALERA, Nino, INF/OF, 1954
 ESMOND, Jimmy, INF, 1911-12
 ESPY, Cecil, OF, 1993
 ESSICK, Bill, P, 1906-07
 ESTES, Shawn, P, 2002
 ETHERTON, Seth, P, 2003
 EWING, Bob, P, 1902-09

F (65)

FAHRER, Pete, P, 1914
 FANOVIICH, Frank, P, 1949
 FARMER, Kyle, INF/C, 2019
 FARRELL, Luke, P, 2017
 FAUSETT, Buck, INF, 1944
 FEDEROWICZ, Tim, C, 2018
 FELDMAN, Scott, P, 2017
 FERGUSON, Bob, P, 1944

FERNANDEZ, Jared, P, 1901-02
 FERNANDEZ, Osvaldo, P, 2000-01
 FERRANDEZ, Tony, INF, 1994
 FERRARA, Al, OF, 1971
 FIALA, Neil, INF, 1981
 FILIPOWICZ, Steve, OF, 1948
 FINNEGAN, Brandon, P, 2015-18
 FISCHER, Hank, P, 1966
 FISHER, Bob, INF, 1916
 FISHER, Carlos, P, 2009-11
 FISHER, Jack, P, 1969
 FISHER, Maury, P, 1955
 FISHER, Ray, P, 1919-20
 FITTERTY, Paul, P, 1914
 FITZGERALD, Raymond, PH, 1931
 FLAGER, Wally, INF, 1945
 FLETCHER, Sam, P, 1912
 FLOOD, Curt, OF, 1956-57
 FLORO, Dylan, P, 2018
 FLOWERS, Jake, INF, 1934
 FLYNN, Doug, INF, 1975-77
 FOGG, Josh, P, 2008
 FOHL, Lee, C, 1903
 FOLLES, Hank, C, 1953, '62-63
 FOLEY, Tom, INF, 1983-85
 FONDY, Dee, INF/OF, 1958
 FONSECA, Lew, INF, 1921-24
 FORD, Hod, INF, 1926-31
 FORDYCE, Brook, C, 1996-98
 FORTUGNO, Tim, P, 1994
 FOSTER, George, OF, 1971-81
 FOSTER, Steve, P, 1991-94
 FOWLER, Art, P, 1954-57
 FOWLER, Joe, INF, 1923-25
 FOX, Bill, INF, 1901
 FOX, Howie, P, 1944-46, '48-51
 FRANCIS, Jeff, P, 2014
 FRANCISCO, Juan, INF, 2009-11
 FRANCO, John, P, 1984-89
 FRANCONIA, Terry, INF/OF, 1987
 FRANK, Mike, OF, 1998
 FRANKLIN, Ryan, P, 2006
 FRASER, Chick, P, 1906
 FRAZIER, Joe, OF, 1956
 FRAZIER, Todd, INF, 2011-15
 FREED, Roger, INF, 1974
 FREEMAN, Hershell, P, 1955-58
 FREEMAN, Justin, P, 2013
 FREEL, Ryan, INF/OF, 2003-08
 FRESSE, Gene, INF, 1961-63
 FREITAS, Tony, P, 1934-36
 FREY, Benny, P, 1929-36
 FREY, Lonny, INF, 1938-43, '46
 FRIDLEY, Jim, OF, 1958
 FRILL, John, P, 1912
 FROMME, Art, P, 1909-13
 FRYMAN, Woodie, P, 1977

G (97)

GAGLIANO, Phil, INF, 1973-74
 GAINES, Joe, OF, 1960-62
 GALAN, Augie, OF, 1947-48
 GALTZATER, Milt, INF, 1939
 GALE, Rich, P, 1983
 GALLARDO, Yovani, P, 2018
 GALVIS, Freddy, INF, 2019
 GAMBLE, Lee, OF, 1935, '38-40
 GANT, Ron, OF, 1995
 GANZEL, John, INF, 1907-08
 GARCIA, Guillermo, C, 1998
 GARCIA, Leo, OF, 1987-88
 GARRETT, Amir, P, 2017-19
 GARRETT, Greg, P, 1971
 GASPARD, Harry, P, 1909-12
 GAUSMAN, Kevin, P, 2019
 GEARY, Bob, P, 1921
 GEHRMAN, Paul, P, 1937
 GEIER, Phil, OF, 1900
 GELBERT, Charley, INF, 1937
 GENNETT, Scooter, INF, 2017-19
 GEORGE, Lefty, P, 1915

GERMANO, Justin, P, 2006
 GERNER, Ed, P, 1919
 GERNERT, Dick, INF, 1961
 GERONIMO, Cesar, OF, 1972-80
 GETZ, Gus, INF, 1917
 GIBBON, Joe, P, 1971-72
 GIBRALTER, Steve, OF, 1995-96
 GILBERT, Buddy, OF, 1959
 GILBERT, Wally, INF, 1932
 GILL, Haddie, P, 1923
 GILL, Jerry, INF/OF, 2007
 GILLESPIE, John, P, 1922
 GLAUBER, Keith, P, 1998, 2000
 GLEESON, Jim, OF, 1941-42
 GLENDON, Martin, P, 1902
 GLOCKSON, Norm, C, 1914
 GOLDSTEIN, Lonnie, INF, 1943, '46
 GOMES, Jonny, OF, 2009-11
 GONDER, Jesse, C, 1962-63
 GONZALEZ, Alex, INF, 2007, '09
 GONZALEZ, Mike, C, 1914
 GONZALEZ, Raul, OF, 2001-02
 GONZALEZ, Tony, OF, 1960
 GOOCH, Johnny, C, 1929-30
 GOODMAN, Ival, OF, 1935-42
 GOODWIN, Curtis, OF, 1996-97
 GOODWIN, Marv, P, 1925
 GOUBOUS, Glen, OF, 1955
 GORDON, Keith, OF, 1993
 GOSSLING, Mike, P, 2006-07
 GOSSELIN, Phil, INF, 2018
 GRACE, Mike, INF, 1978
 GRAHAM, Frank, INF, 1914
 GRAMMAS, Alex, INF, 1956-58
 GRANGER, Wayne, P, 1969-71
 GRANT, Eddie, INF, 1911-13
 GRANTHAM, George, INF, 1932-33
 GRATEROL, Juan, C, 2019
 GRAVES, Danny, P, 1997-2005
 GRAY, Jeff, P, 1988
 GRAY, Sonny, P, 2019
 GREEN, Gary, INF, 1992
 GREEN, Gene, C, 1963
 GREENE, Rick, P, 1999
 GREENE, Willie, INF, 1992-98
 GREENGRASS, Jim, OF, 1952-55
 GREGG, Kevin, P, 2015
 GREGG, Tommy, OF, 1993
 GREGORIUS, Didi, INF, 2012
 GREGORY, Frank, P, 1912
 GRIFFEY SR., Ken, OF, 1973-81, '88-90
 GRIFFEY JR., Ken, OF, 2000-08
 GRIFFIN, Mike, P, 1989
 GRIFFIN, Pat, P, 1914
 GRIFFITH, Clark, P, 1909
 GRIFFITH, Tommy, OF, 1915-18
 GRIM, Bob, P, 1960
 GRIMSLEY, Ross, P, 1971-73
 GRISSON, Lee, P, 1934-39
 GROH, Heinie, INF, 1913-21
 GROSS, Don, P, 1955-57
 GROSS, Kip, P, 1990-91
 GROTT, Matt, P, 1995
 GUARDADO, Eddie, P, 2006-07
 GUDAT, Marv, P, 1929
 GUERRERO, Gabriel, OF, 2018
 GUERRERO, Wilton, INF, 2001-02
 GUESE, Whitey, P, 1901
 GUILLEN, Jose, OF, 2002-03
 GUISE, Witt, P, 1940
 GULDEN, Brad, C, 1984
 GULLETT, Don, P, 1970-76
 GULLICKSON, Bill, P, 1986-87
 GUMBERT, Harry, P, 1944, '46-49
 GUZMAN, Juan, RHP, 1999

H (144)

HAAS, Bert, INF/OF, 1942-43, '46-47
 HABERER, Emil, C/INF, 1901, '03, '09
 HACKER, Warren, P, 1957

HADDIX, Harvey, P, 1958
 HAFEY, Bud, OF, 1939
 HAFEY, Chick, OF, 1932-35, '37
 HAFFORD, Leo, P, 1906
 HAGUE, Joe, INF/OF, 1972-73
 HAHN, Noodles, P, 1899-1905
 HAINES, Jesse, P, 1918
 HAIRSTON JR., Jerry, INF/OF, 2008-09
 HALL, Charley, P, 1906-07
 HALL, Josh, P, 2003
 HALL, Tom, P, 1972-75
 HALLAHAN, Bill, P, 1936-37
 HAMILTON, Billy, OF, 2013-18
 HAMILTON, Joey, P, 2001-03
 HAMILTON, Josh, OF, 2007
 HAMMOND, Chris, P, 1990-92, 2006
 HAMMONDS, Jeffrey, OF, 1998-99
 HANCOCK, Josh, P, 2004-05
 HAND, Donovan, P, 2015
 HANDLEY, Lee, INF, 1936
 HANIGAN, Ryan, C, 2007-13
 HANNAHAN, Jack, INF, 2013-14
 HANSON, Erik, P, 1994
 HARANG, Aaron, P, 2003-10
 HARGRAVE, Bubbles, C, 1921-28
 HARLEY, Dick, OF, 1900-01
 HARMON, Chuck, INF/OF, 1954-56
 HARNISCH, Pete, P, 1998-01
 HARPER, George, OF, 1922-24
 HARPER, Jack, P, 1903-06
 HARPER, Tommy, OF, 1962-67
 HARRINGTON, Andy, P, 1913
 HARRIS, Bill, P, 1923-24
 HARRIS, Brendan, INF, 2006
 HARRIS, Greg, P, 1982-83
 HARRIS, Lenny, INF, 1988-89, '94-98
 HARRIS, Willie, INF/OF, 2012
 HARRIST, Earl, P, 1945
 HARTER, Frank, P, 1912-13
 HARTSEL, Topsy, OF, 1900
 HARVEY, Matt, P, 2018
 HATCHER, Billy, OF, 1990-92
 HATFIELD, Fred, INF, 1958
 HATTEBERG, Scott, 1B, 2006-08
 HATTON, Grady, INF, 1946-54
 HAUGSTAD, Phil, P, 1952
 HAYDEN, Gene, P, 1958
 HAYES, Ben, P, 1982-83
 HAYES, Drew, P, 2016
 HAYNES, Jimmy, P, 2002-04
 HAZLE, Bob, OF, 1955
 HEATH, Mickey, INF, 1931-32
 HEATHCOTE, Cliff, OF, 1931-32
 HELLEMAN, Chink, INF, 1901
 HEILMANN, Harry, OF, 1930, '32
 HEISEY, Chris, OF, 2010-14
 HEISMAN, Crese, P, 1901-02
 HELMS, Tommy, INF, 1964-71
 HELMSLEY, Rolie, C, 1933, '42
 HENDERSON, Joe, P, 1976-77
 HENDERSON, Ken, OF, 1978-79
 HENDRICK, Harvey, INF, 1931-32
 HENRICH, Bobby, INF, 1957-59
 HENRY, Bill, P, 1960-65
 HENRY, Dwayne, P, 1992-93
 HERBERT, Ernie, P, 1913
 HEREDIA, Felix, P, 2003
 HERGET, Jimmy, P, 2019
 HERMAN, Babe, OF, 1932, '35-36
 HERMIDA, Jeremy, OF, 2011
 HERNADEZ, Ariel, P, 2017
 HERNANDEZ, Cesar, OF, 1992-93
 HERNANDEZ, David, P, 2018-19
 HERNANDEZ, Ramon, C, 2009-11
 HERNANDEZ, Xavier, P, 1995-96
 HERRERA, Daniel Ray, P, 2008-10
 HERRERA, Dilson, INF/OF, 2018
 HERRERA, Rosell, INF/OF, 2018
 HERRMANN, LeRoy, P, 1935
 HERSHBERGER, Willard, C, 1938-40

HERZOG, Buck, INF, 1914-16
 HETKI, John, P, 1945-48, '50
 HEUSSER, Ed, P, 1943-46
 HIGH, Andy, INF, 1932-33
 HILCHER, Whitey, P, 1931-32, '35-36
 HILL, Milton, P, 1991-93
 HILLER, Frank, P, 1952
 HILLMAN, Dave, P, 1962
 HINCHMAN, Bill, OF, 1905-06
 HINTON, Rich, P, 1976
 HITT, Roy, P, 1907
 HOAK, Don, INF, 1957-58
 HOBBS, Bill, INF, 1913, '16
 HOBLITZELL, Dick, INF, 1908-14
 HOCK, Ed, OF, 1923-24
 HOERNER, Joe, P, 1977
 HOFFMAN, Guy, P, 1987
 HOGAN, Kenny, OF, 1921
 HOLBERT, Aaron, INF, 2005
 HOLCOMBE, Ken, P, 1948
 HOLDEN, Bill, OF, 1914
 HOLKE, Walter, INF, 1925
 HOLLAND, Mul, P, 1926
 HOLLANDSWORTH, Todd, OF, 2006
 HOLLINGSWORTH, Al, P, 1935-38
 HOLMBERG, David, P, 2014-15
 HOLT, Tyler, OF, 2015-16
 HOOK, Jay, P, 1957-61
 HOOKER, Cy, P, 1902-03
 HOOPER, Bob, P, 1955
 HOOVER, J.J., P, 2012-16
 HOPPER, Norris, OF, 2006-08
 HORSEY, Hanson, P, 1912
 HORST, Jeremy, P, 2011
 HOUSE, Frank, C, 1960
 HOUSEHOLDER, Paul, OF, 1980-84
 HOWARD, Thomas, OF, 1993-96
 HOWELL, Dixie, C, 1949-52
 HOWELL, Jay, P, 1980
 HOWELL, Millard, P, 1949
 HOY, Dummy, OF, 1894-97, 1902
 HUDEK, John, P, 1998-99
 HUDGENS, Jimmy, INF, 1925-26
 HUDSON, Luke, P, 2002, '04-05
 HUGGINS, Miller, INF, 1904-09
 HUGHES, Jared, P, 2018-19
 HUGHES, Keith, OF, 1993
 HUGHES, Tommy, P, 1948
 HUHNS, Emil, C, 1916-17
 HULSWITT, Rudy, INF, 1908
 HUME, Tom, P, 1977-85, '87
 HUMMEL, Tim, INF, 2003-04
 HUMPHRIES, Bert, P, 1911-12
 HUNT, Ken, P, 1961
 HUNTER, Brian R., INF/OF, 1994-95
 HUNTER, Brian L., OF, 2000
 HUNTER, Ed, INF, 1933
 HURDLE, Clint, OF, 1982
 HURLEY, Jerry, C, 1901
 HUTCHINGS, Johnny, P, 1940-41
 HUTTON, Mark, P, 1998

I (6)

IGLESIAS, Jose, SS, 2019
 IGLESIAS, Raisel, P, 2015-19
 INGERSOLL, Bob, P, 1914
 IRIBARREN, Heman, INF/OF, 2016
 IRWIN, Charlie, OF, 1896-1901
 IZTURIS, Cesar, INF, 2013

J (48)

JABLONSKI, Ray, INF, 1955-56
 JACKSON, Al, P, 1969
 JACKSON, Damian, INF, 1997-98
 JACKSON, Danny, P, 1988-90
 JACKSON, Mike, P, 1995
 JACOBS, Art, P, 1939
 JACOBUS, Larry, P, 1918
 JAMES, Charlie, OF, 1965
 JANISH, Paul, INF, 2008-11

JANSEN, Larry, P, 1956
 JARVIS, Kevin, P, 1994-97
 JAVIER, Julian, INF, 1972
 JAY, Joey, P, 1961-66
 JEFFCOAT, Hal, P, 1956-59
 JEFFERSON, Reggie, INF, 1991
 JEFFERSON, Stan, OF, 1991
 JENNINGS, Robin, OF, 2001
 JIMENEZ, D'Angelo, INF, 2003-05
 JOHNS, Ollie, P, 1905
 JOHNSON, Alex, OF, 1968-69
 JOHNSON, Bob, INF, 1968
 JOHNSON, Brian, C, 1999
 JOHNSON, Darrell, C, 1961-62
 JOHNSON, Deron, INF, 1964-67
 JOHNSON, George "Chief", P, 1913-14
 JOHNSON, Hank, P, 1939
 JOHNSON, Jason, P, 2006
 JOHNSON, Ken, P, 1961
 JOHNSON, Si, P, 1928-36
 JOHNSON, Syl, P, 1934
 JOHNSTON, Doc, INF, 1909
 JONES, Chris, OF, 1991
 JONES, Jeff, INF/OF, 1983
 JONES, Mack, OF, 1968
 JONES, Sherman, P, 1961
 JONES, Todd, P, 2004
 JONES, Tracy, OF, 1986-88
 JONES, Willie, INF, 1959-61
 JOOST, Eddie, INF, 1936-37, '39-42
 JORDAN, Buck, INF, 1937-38
 JORDAN, Niles, P, 1952
 JORDAN, Ricardo, P, 1998
 JORGENSEN, Pinky, OF, 1937
 JORGENSEN, Ryan, C, 2007
 JUDE, Frank, OF, 1906
 JUDSON, Howie, P, 1953-54
 JUST, Joe, C, 1944-45
 JUUL, Herb, P, 1911

K (74)

KAHOE, Mike, C, 1895, 1899-1901
 KAISER, Jeff, P, 1993
 KAMPOURIS, Alex, INF, 1934-38
 KANE, John, OF, 1907-08
 KARGER, Ed, P, 1909
 KASKO, Eddie, INF, 1959-63
 KATZ, Bob, P, 1944
 KAZAK, Eddie, INF, 1952
 KEARNS, Austin, OF, 2002-06
 KECK, Frank, P, 1922-23
 KEEFE, Bob, P, 1911-12
 KEISLER, Randy, P, 2005
 KELLEHER, Frank, OF, 1942-43
 KELLEY, Joe, INF/OF, 1902-06
 KELLY, Kenny, OF, 2005
 KELLNER, Alex, P, 1958
 KELLOGG, Bill, INF, 1914
 KELLUM, Win, P, 1904
 KELLY, Bob, P, 1953, '58
 KELLY, George, INF, 1927-30
 KELLY, Kenny, OF, 2005
 KELLY, Mike, OF, 1996-97
 KELLY, Roberto, OF, 1993-94
 KEMSO, Bill, P, 1968
 KEMNER, Dutch, P, 1929
 KEMP, Matt, OF, 2019
 KENNEDY, Bill, P, 1956-57
 KENNEDY, Junor, INF, 1974, '78-81
 KENNEDY, Vern, P, 1945
 KEOUGH, Marty, INF/OF, 1962-65
 KEPPIINGER, Jeff, INF/OF, 2007-08
 KERN, Jim, P, 1982
 KERWIN, Dan, OF, 1903
 KESSINGER, Keith, INF, 1993
 KIESCHNICK, Brooks, INF/OF, 2000
 KILLEFER, Red, OF, 1914-16
 KIM, Sun-Woo, P, 2006
 KIMMICK, Wally, INF, 1921-23
 KING, Clyde, P, 1953

KING, Hal, C, 1973-74
 KIPPERT, Ed, OF, 1914
 KIRBY, Clay, P, 1974-75
 KIVLEHAN, Patrick, INF/OF, 2016-17
 KLAUS, Bob, INF, 1964
 KLEE, Ollie, OF, 1925
 KLEINHANS, Ted, P, 1934, '37-38
 KLING, Johnny, C, 1913
 KLINGENBECK, Scott, P, 1998
 KLIPPSTEIN, John, P, 1955-58, '62
 KLUSZEWSKI, Ted, INF, 1947-57
 KNETZER, Elmer, P, 1916-17
 KNICELY, Alan, C, 1983-85
 KNIGHT, Ray, INF, 1974, '77-81
 KNISELY, Pete, OF, 1912
 KOELLING, Brian, INF, 1993
 KOENIG, Mark, INF, 1934
 KOESTNER, Elmer, P, 1914
 KOLP, Ray, P, 1927-34
 KONERKO, Paul, INF, 1998
 KONNICK, Mike, C/INF, 1909-10
 KONSTANTY, Jim, P, 1944
 KOPF, Larry, INF, 1916-17, '19-21
 KOSCO, Andy, OF, 1973-74
 KOSMAN, Mike, INF, 1944
 KOY, Ernie, OF, 1941-42
 KRAUSE, Charles, INF, 1901
 KRENCHICKI, Wayne, INF, 1982-85
 KRESS, Charlie, INF, 1947, '49
 KRIVDA, Rick, P, 1998
 KROON, Marc, P, 1998
 KRUGER, Art, OF, 1907
 KRUEGER, Ernie, C, 1925
 KUHNEL, Joel, P, 2019
 KYLE, Andy, OF, 1912

L (82)

LaCOSS, Mike, P, 1978-81
 LAKEMAN, Al, C, 1942-47
 LAMANNNO, Ray, C, 1941-42, '46-48
 LaMARRE, Ryan, OF, 2015
 LAMB, John, P, 2015-16
 LAMBERT, Clay, P, 1946-47
 LAMER, Pete, C, 1907
 LANDESTOY, Rafael, INF, 1981-83
 LANDRITH, Hobie, C, 1950-55
 LANDRUM, Bill, P, 1986-87, '93
 LANE, Jerry, P, 1954-55
 LANG, Don, INF, 1938
 LaPALME, Paul, P, 1956
 LARKIN, Andy, P, 2000
 LARKIN, Barry, INF, 1986-2004
 LARKIN, Stephen, INF, 1998
 LARSON, Brandon, INF, 2001-04
 LaROSS, Harry, OF, 1914
 LaRUE, Jason, C, 1999-2006
 LATOS, Mat, P, 2012-14
 LAVARNWAY, Ryan, C, 2019
 LAWING, Garland, OF, 1946
 LAWLESS, Tom, INF, 1982, '84
 LAWRENCE, Brooks, P, 1956-60
 LAYANA, Tim, P, 1990-91
 LEACH, Tommy, OF, 1915
 LEAKE, Mike, P, 2010-15
 LEAR, King, P, 1914-15
 LEARY, Frank, P, 1907
 LEARY, Tim, P, 1989
 LeCURE, Sam, P, 2010-15
 LEE, Bob, P, 1967-68
 LEE, Cliff, OF, 1924
 LEE, Terry, INF, 1990-91
 LEHR, Justin, P, 2009
 LEIBRANDT, Charlie, P, 1979-82
 LERCHEN, George, OF, 1953
 LESLEY, Brad, P, 1982-84
 LEWIS, Darren, OF, 1995
 LEWIS, Fred, OF, 2011
 LEWIS, Mark, INF, 1995, 1999-2000
 LEWIS, Richie, P, 1997
 LIBKE, Al, OF, 1945-46

LIDLE, Cory, P, 2004
 LILLQUIST, Derek, P, 1996
 LINCOLN, Mike, P, 2008-10
 LINDSEY, Jim, P, 1934
 LIPON, Johnny, INF, 1954
 LISENBE, Hod, P, 1945
 LITWILLER, Danny, OF, 1948-51
 LIVELY, Bud, P, 1947-49
 LIVINGOOD, Wes, P, 1939
 LIVINGSTON, Bobby, P, 2007
 LIVINGSTON, Paddy, C, 1909-10
 LOBERT, Hans, INF, 1906-10
 LOCKE, Bobby, P, 1965
 LOCKLEAR, Gene, OF, 1973
 LOCKMAN, Whitey, INF, 1959-60
 LOGAN, Bob, P, 1941
 LOHR, Howard, OF, 1914
 LOHRMAN, Bill, P, 1944
 LOHSE, Kyle, P, 2006-07
 LOMBARDI, Ernie, C, 1932-41
 LONNICK, Felipe, INF, 2003-06
 LOPEZ, Luis, INF, 2005
 LOPEZ, Pedro, INF, 2007
 LOPEZ, Raffy, C, 2016
 LORENZEN, Michael, P, 2015-19
 LOUDEN, Baldy, INF, 1916
 LOWE, George, P, 1920
 LOWN, Turk, P, 1958
 LOWREY, Peanuts, OF, 1949-50
 LUCAS, Red, P, 1926-33
 LUDWICK, Ryan, OF, 2012-14
 LUEBBERS, Larry, P, 1993, 2000
 LUKON, Eddie, OF, 1941, '45-47
 LUM, Mike, OF, 1976-78
 LUQUE, Dolf, P, 1918-29
 LUTZ, Donald, OF, 2013-14
 LUTZ, Red, C, 1922
 LYNCH, Jerry, OF, 1957-63
 LYONS, Curt, P, 1996

M (165)

MABE, Bob, P, 1959
 MACHADO, Anderson, INF, 2004-05
 MacFAYDEN, Danny, P, 1935
 MacRAE, Scott, P, 2001
 MADISON, Scotti, INF, 1989
 MAGEE, Lee, INF, 1918
 MAGEE, Sherry, INF/OF, 1917-19
 MAGILL, Matt, P, 2016
 MAGOON, George, INF, 1901-03
 MAHLE, Tyler, P, 2017-19
 MAHLER, Rick, P, 1989-90
 MAHONEY, Dan, OF, 1911
 MAHEWSKI, Gary, P, 2006-08
 MALLOY, Bob, P, 1943-44, '46-47
 MALONEY, Billy, OF, 1902
 MALONEY, Jim, P, 1960-70
 MALONEY, Matt, P, 2009-11
 MANION, Clyde, C, 1932-34
 MANN, Les, OF, 1923
 MANUEL, Robert, P, 2009
 MANZANILLO, Josias, P, 2003
 MARKLE, Cliff, P, 1921-22
 MARQUARD, Rube, P, 1921
 MARQUIS, Bob, OF, 1953
 MARQUIS, Jason, P, 2015
 MARSANS, Armando, OF, 1911-14
 MARSHALL, Bill, INF, 1934
 MARSHALL, Max, OF, 1942-44
 MARSHALL, Sean, P, 2012-14
 MARSHALL, Willard, OF, 1952-53
 MARTIN, Barney, P, 1953
 MARTIN, Billy, INF, 1960
 MARTINEZ, Carmelo, INF/OF, 1991
 MARTINEZ, Dave, OF, 1992
 MARTINEZ, Pedro A., P, 1996-97
 MASHORE, Clyde, OF, 1969
 MASON, Del, P, 1906-07
 MASSET, Nick, P, 2008-11
 MATEO, Ruben, OF, 2002-03

MATHEWSON, Christy, P, 1916
 MATTHEUS, Ryan, P, 2015
 MATTHEWS, Mike, P, 2004
 MATTICK, Bobby, INF, 1941-42
 MAY, Jackie, P, 1924-30
 MAY, Lee, INF, 1965-71
 MAYS, Carl, P, 1924-28
 MAYS, Joe, P, 2006
 McBETH, Marcus, P, 2007
 McBRIDE, Algie, OF, 1898-1901
 McCABE, Swat, OF, 1909-10
 McCARTHY, Bill, C, 1907
 McCARTHY, Tom, P, 1908
 McCLENDON, Lloyd, C/INF, 1987-88
 McClUSKEY, Harry, P, 1915
 McCool, Billy, P, 1964-68
 McCORMICK, Frank, INF, 1934, '37-45
 McCORMICK, Mike, OF, 1940-43, '46
 McCOSKY, Barney, OF, 1951
 McCracken, Quinton, OF, 2006
 McCURDY, Harry, INF, 1934
 McDonald, Darnell, OF, 2009
 McDonald, Tex, INF, 1912-13
 McELROY, Chuck, P, 1994-96
 McENANEY, Will, P, 1974-76
 McFADDEN, Barney, P, 1901
 McGAFFIGAN, Andy, P, 1984-85
 McGILVRAY, Bill, OF, 1908
 McGINN, Dan, P, 1968
 McGLOTHLIN, Jim, P, 1970-73
 McGrANER, Howard, P, 1912
 McGUIRE, Deck, P, 2017
 McGrIFF, Terry, C, 1987-90
 McINTIRE, Harry, P, 1913
 McKECHNIE, Bill, INF, 1916-17
 McKENRY, Limb, P, 1915-16
 McLAUGHLIN, Kid, OF, 1914
 McLEAN, Larry, C, 1906-12
 McLISH, Cal, P, 1960
 McMANUS, Joe, P, 1913
 McMILLAN, Roy, INF, 1951-60
 McMILLAN, Tommy, INF, 1910
 McMULLEN, Hugh, C, 1929
 McQUAID, Herb, P, 1923
 McQUEEN, Mike, P, 1974
 McQUILLAN, George, P, 1911
 McQUINN, George, INF, 1936
 McRAE, Hal, INF/OF, 1968, '70-72
 McWEENY, Doug, P, 1930
 MEADOWS, Rufe, P, 1926
 MEDEIROS, Ray, INF, 1945
 MEEKER, Roy, P, 1926
 MEEKS, Sammy, INF, 1949-51
 MEINKE, Bob, INF, 1910
 MEISTER, Karl, OF, 1913
 MEJIAS, Sam, OF, 1979-81
 MELE, Dutch, OF, 1937
 MELE, Sam, OF, 1955
 MELLA, Keury, P, 2017-19
 MELVILLE, Tim, P, 2016
 MENENDEZ, Tony, P, 1992
 MENKE, Denis, INF, 1972-73
 MERCADO, Hector, P, 2000-01
 MERCKER, Kent, P, 1997, 2003, '05-06, '08
 MERRIMAN, Lloyd, OF, 1949-51, '54
 MERRITT, Jim, P, 1969-72
 MESNER, Steve, INF, 1943-45
 MESORACO, Devin, C, 2011-18
 MEUSEL, Bob, OF, 1930
 MEYER, Russ, P, 1956
 MICHALAK, Chris, P, 2006
 MIDKIFF, Ezra, INF, 1909
 MIKSI, Eddie, INF, 1958
 MILLER, Bob, P, 1962
 MILLER, Corky, C, 2001-04, '09-10, '13
 MILLER, Doc, OF, 1914
 MILLER, Eddie, INF, 1936-37, '43-47
 MILLER, Ward, OF, 1909-10
 MILLIGAN, Randy, INF, 1993

MILNER, Eddie, OF, 1980-86, '88
 MILTON, Eric, P, 2005-07
 MINAHAN, Cotton, P, 1907
 MINARCIN, Rudy, P, 1955
 MITUTELLI, Gino, P, 1990-91
 MITCHELL, Clarence, P, 1916-17
 MITCHELL, Keith, OF, 1996
 MITCHELL, Kevin, OF, 1993-94, '96
 MITCHELL, Mike, OF, 1907-12
 MITCHELL, Roy, P, 1918-19
 MODAK, Mike, P, 1945
 MOELLER, Brian, P, 2002
 MOELLER, Chad, C, 2007
 MOLLWITZ, Fritz, INF, 1914-16
 MONTGOMERY, Jeff, P, 1987
 MOORE, Dee, C, 1936-37
 MOORE, Gene, Sr., P, 1912
 MOORE, Gene, Jr., OF, 1931
 MOORE, Johnny, OF, 1933-34
 MOORE, Marcus, P, 1996
 MOORE, Whitey, P, 1936-42
 MOOTY, Jake, P, 1936-37
 MORAN, Herbie, OF, 1914
 MOREJON, Dan, OF, 1958
 MORGAN, Cy, P, 1913
 MORGAN, Joe, INF, 1972-79
 MORGAN, Mike, P, 1996-97
 MORIARTY, Bill, INF, 1909
 MORRIS, A.J., P, 2016
 MORRIS, Hal, 1B, 1990-97, 1999-2000
 MORRISSEY, Jack, INF, 1902-03
 MORRISSEY, Jo-Jo, INF, 1932-33
 MOSCOT, Jon, P, 2015-16
 MOSELEY, Earl, P, 1916
 MOSER, Arnie, OF, 1937
 MOSKAU, Paul, P, 1977-81
 MOSS, Howie, INF/OF, 1946
 MOTTOLA, Chad, OF, 1996
 MOWREY, Mike, INF, 1905-09
 MUELLER, Ray, C, 1943-44, '46-49
 MURPHY, Dick, INF, 1954
 MURPHY, Rob, P, 1985-88
 MURRAY, Daie, P, 1977-78
 MYERS, Billy, INF, 1935-40
 MYERS, HF, OF, 1925
 MYERS, Randy, P, 1990-91
 MYETTE, Aaron, P, 2004

N (35)

NAKTENIS, Pete, P, 1939
 NAPIER, Buddy, P, 1920-21
 NAVARRO, Dione, C, 2012
 NEAGLE, Dennis, P, 1999-2000
 NEAL, Cherie, INF, 1963
 NEALE, Greasy, OF, 1916-22, '24
 NEGRON, Christopher, IF/OF, 2012, 2014-15
 NEHF, Art, P, 1926-27
 NELSON, Emmett, P, 1935-36
 NELSON, Red, P, 1913
 NELSON, Roger, P, 1973-74
 NEVEL, Ernie, P, 1953
 NEWCOMBE, Don, P, 1958-60
 NEWTON, Doc, P, 1900-01
 NICHOLS, Chet, P, 1964
 NIGHTING, Chris, P, 2001
 NIEHAUS, Al, INF, 1925
 NIEHOFF, Bert, INF, 1913-14
 NIEMES, Jack, P, 1943
 NIEVES, Melvin, OF, 1998
 NIGGELING, Johnny, P, 1939
 NITKOWSKI, C.J., P, 1995
 NIX, Laynce, OF, 2009-10
 NOCE, Paul, INF, 1990
 NOLAN, Gary, P, 1967-73, '75-77
 NOLAN, Joe, C, 1980-81
 NORIEGA, John, P, 1969-70
 NORMAN, Fred, P, 1973-79
 NORTHEM, Hub, OF, 1911
 NORTHEY, Ron, OF, 1950

NORTON, Phil, P, 2003-04
 NOTTEBART, Don, P, 1966-67
 NUNN, Howie, P, 1961-62
 NUNNALLY, Jon, OF, 1997-99
 NUXHALL, Joe, P, '44, 1952-60, '62-66

O (30)

OAKES, Rebel, OF, 1909
 O'BERRY, Mike, C, 1981-82
 O'BRIEN, Pete, INF, 1901
 OCHOA, Alex, OF, 2000-01
 ODWELL, Fred, OF, 1904-07
 OESTER, Ron, INF, 1978-90
 O'FARRELL, Bob, C, 1934
 OGDEN, Jack, P, 1931-32
 O'GRADY, Brian, IF/OF, 2019
 OHLENDORF, Ross, P, 2016
 OLDMAN, John, P, 1956
 OLIVER, Joe, C, 1989-94, '96-97
 OLMEDO, Ray, INF, 2003-06
 OLSON, Ivy, INF, 1915
 ONDRUSEK, Logan, P, 2010-14
 O'NEILL, Mike, OF, 1907
 O'NEILL, Paul, OF, 1985-92
 O'NEILL, Peaches, C/INF, 1904
 ORTIZ, Ramon, P, 2005
 OSBURN, Pat, P, 1974
 OSTEEEN, Claude, P, 1957, '59-61
 OSTEEEN, Darrell, P, 1965-67
 O'TOOLE, Jim, P, 1958-66
 O'TOOLE, Marty, P, 1908
 OUTLAW, Jimmy, INF, 1937-38
 OVERALL, Orval, P, 1905-06
 OWCHINKO, Bob, P, 1984
 OWENS, Eric, INF/OF, 1995-97
 OWENS, Jim, P, 1963
 OWINGS, Micah, P, 2008-10

P (88)

PACHECO, Jordan, INF/OF, 2016
 PACILLO, Pat, P, 1987-88
 PACKARD, Gene, P, 1912-13
 PADILLA, Juan, P, 2004
 PALYS, Stan, OF, 1955-56
 PAPPAS, Mitt, P, 1966-68
 PARIS, Kelly, INF, 1983
 PARKER, Dave, OF, 1984-87
 PARKER, Doc, P, 1901
 PARRA, Manny, P, 2013-15
 PARRIS, Steve, P, 1998-2000
 PARTCH, Curtis, P, 2013-14
 PASCUAL, Camilo, P, 1969
 PASKERT, Dode, OF, 1907-10, '21
 PASTORE, Frank, P, 1979-85
 PATTERSON, Claire, OF, 1909
 PATTERSON, Corey, OF, 2008
 PAUL, Xavier, OF, 2012-13
 PAUXTIS, Si, C, 1909
 PAVLETICH, Don, C, 1957, '59, '62-68
 PEARCE, Ducky, C, 1908-09
 PEARCE, Jim, P, 1954-55
 PEARSON, Monte, P, 1941
 PEGUSO, Steve, OF, 1994
 PEITZ, Heinie, C/INF, 1896-1904
 PELLAGRINI, Eddie, INF, 1952
 PENA, Braylan, C/1B, 2014-15
 PENA, Jose, P, 1969
 PENA, Orlando, P, 1958-60
 PENA, Wily Mo, OF, 2002-05
 PENDELETON, Jim, INF/OF, 1959
 PENDELETON, Terry, INF, 1997
 PENNINGTON, Brad, P, 1995
 PENNINGTON, Cliff, INF, 2018
 PERALTA, Wandy, P, 2016-19
 PERAZA, José, INF, 2016-19
 PEREZ, Eduardo, INF, 1996-98
 PEREZ, Miguel, C, 2005
 PEREZ, Tony, INF, 1964-76, '84-86
 PERKOWSKI, Harry, P, 1947, '49-54
 PERRY, Pat, P, 1987-88
 PERRY, Scott, P, 1917

PETAGINE, Roberto, INF, 1998
 PETERSON, Kent, P, 1944, '47-51
 PETOSKY, Ted, OF, 1934-35
 PETTYJOHN, Adam, P, 2008
 PHELAN, Art, INF, 1910, '12
 PHELPS, Ed, C, 1905-06
 PHILLIPS, Andy, INF, 2008
 PHILLIPS, Bill, P, 1895, 1899-1903
 PHILLIPS, Brandon, INF, 2006-16
 PHILLIPS, Damon, INF, 1942
 PHIPPS, Denis, OF, 2012
 PICINICH, Val, C, 1926-28
 PICK, Eddie, OF, 1923-24
 PICKERING, Calvin, INF, 2001
 PICONE, Mario, P, 1954
 PIERSOLL, Chris, P, 2001
 PIET, Tony, INF, 1934-35
 PILLETTE, Herman, P, 1917
 PINEDA, Luis, P, 2002
 PINELLI, Babe, INF, 1922-27
 PINSON, Vada, OF, 1958-68
 PIPP, Wally, INF, 1926-28
 PITTENGER, Pinky, INF, 1927-29
 PLUMMER, Bill, C, 1970-77
 POBBIAN, Bud, P, 1952-55, '57
 POLAND, Hugh, C, 1947-48
 POLIVKA, Ken, P, 1947
 POOL, Harlin, OF, 1934-35
 POOLE, Ed, P, 1902-03
 PORTUGAL, Mark, P, 1995-96
 POST, Wally, OF, 1949, '51-57, '60-63
 POWELL, Bill, P, 1913
 POWELL, Ross, P, 1993
 POWER, Ted, P, 1983-87, 1991
 POWERS, Johnny, OF, 1959
 PRAMESA, Johnny, C, 1949-51
 PRICE, Eddie, P, 1980-86
 PRIEST, Eddie, P, 1998
 PROTHRO, Doc, INF, 1926
 PROUGH, Bill, P, 1912
 PUGH, Tim, P, 1992-96
 PUIG, Yasiel, OF, 2019
 PULEO, Charlie, P, 1983-84
 PURDY, Pid, OF, 1927-29
 PURKEY, Bob, P, 1958-64
 PYLLE, Harlan, P, 1928

Q (5)

QUACKENBUSH, Kevin, P, 2018
 QUEEN, Mel, P/OF, 1964-69
 QUINN, Jack, P, 1933
 QUINN, Joe, INF, 1900
 QUIÑONES, Luis, INF, 1988-91

R (111)

RABE, Charlie, P, 1957-58
 RACKLEY, Marv, OF, 1950
 RAFFENSBERGER, Ken, P, 1947-54
 RAGAN, Pat, P, 1909
 RAINEY, Tanner, P, 2018
 RAMIREZ, Elizardo, P, 2005-07
 RAMIREZ, JC, P, 2016
 RAMIREZ, Ramon, P, 2008-09
 RAMOS, Chucho, OF, 1944
 RAMOS, Pedro, P, 1969
 RAMSDELL, Willie, P, 1950-51
 RANDA, Joe, INF, 2005
 RANDALL, Scott, P, 2003
 RARDEN, Bill, C, 1919-20
 RASMUSSEN, Dennis, P, 1987-88
 RATH, Morrie, INF, 1919-20
 RAWLINGS, Johnny, INF, 1914
 REAGAN, Rip, P, 2013
 REARDON, Jeff, P, 1993
 REDMOND, Todd, P, 2012
 REDMOS, Gary, OF, 1982-85
 REED, Cody, P, 2016-19
 REED, Jeff, C, 1988-92
 REED, Rick, P, 1995
 REESE, Pokey, INF, 1997-01
 REGAN, Mike, P, 1917-19

REHG, Wally, OF, 1919
 REINEKE, Chad, P, 2011
 REITH, Brian, P, 2001, '03-04
 REITSMA, Chris, P, 2001-03
 REMLINGER, Mike, P, 1995-98
 RENDA, Tony, INF, 2016
 RENTERIA, Edgar, INF, 2011
 RETTENMUND, Merv, OF, 1974-75
 REUSS, Jerry, P, 1987
 REYES, Dennis, P, 1998-2001
 REYES, Jesús, P, 2018
 REYNOLDS, Greg, P, 2013
 RHODES, Arthur, P, 2009-10
 RHODES, Charlie, P, 1908
 RIBANT, Dennis, P, 1969
 RICE, Harry, OF, 1933
 RICE, Len, C, 1944
 RICAR, Danny, INF, 2008-09
 RICHARDS, Duane, P, 1960
 RICHARDSON, Jeff, INF, 1989
 RICHARDSON, Nolen, INF, 1938-39
 RICHMOND, Beryl, P, 1934
 RICKERT, Marv, OF, 1948
 RICONDA, Harry, INF, 1930
 RIDDLE, Elmer, P, 1939-45, '47
 RIDDLE, Johnny, C, 1941, '44-45
 RIDZIK, Steve, P, 1955
 RIEDLING, John, P, 2000-04
 RIGGS, Lew, INF, 1935-40
 RIJO, Jose, P, 1988-95, 2001-02
 RING, Jimmy, P, 1917-20
 RIPPLE, Jimmy, OF, 1940-41
 RITCHIE, Jay, P, 1968
 RIVERA, Ruben, OF, 2001
 RIXEY, Eppa, P, 1921-33
 RIZZO, Johnny, OF, 1940
 ROARK, Tanner, P, 2019
 ROBELLO, Tony, INF, 1933-34
 ROBERTS, Bip, INF/OF, 1992-93
 ROBERTSON, Dick, P, 1913
 ROBINSON, Derrick, OF, 2013
 ROBINSON, Floyd, OF, 1967
 ROBINSON, Frank, OF, 1956-65
 ROBINSON, Kerry, OF, 1999
 ROBINSON, Rabbit, INF, 1910
 ROBINSON, Ron, P, 1984-90
 RODGERS, Bill, INF, 1915-16
 RODRIGUEZ, Felix, P, 1997
 RODRIGUEZ, Frankie, P, 2001
 RODRIGUEZ, Henry, INF, 2012-13
 RODRIGUEZ, Rosario, P, 1989-90
 RODRIGUEZ, Yorman, OF, 2014
 ROENICKE, Josh, P, 2008-09
 ROENICKE, Ron, OF, 1988
 ROESLER, Mike, OF, 1989
 ROETTGER, Wally, OF, 1931-33
 ROGGE, Clint, P, 1921
 ROJAS, Cookie, INF, 1962
 ROLEN, Scott, 3B, 2009-12
 ROMANO, Jason, OF, 2004-05
 ROMANO, Sal, P, 2017-19
 ROOMES, Rolando, OF, 1989-90
 ROPER, John, P, 1993-95
 ROSALES, Adam, INF, 2008-09
 ROSE, Pete, INF/OF, 1963-78, '84-86
 ROSE, Pete, Jr., INF, 1997
 ROSS, Cliff, P, 1954
 ROSS, Cody, OF, 2006
 ROSS, David, C, 2006-08
 ROSSI, Joe, C, 1952
 ROTH, Frank, C, 1909-10
 ROUSH, Edd, OF, 1916-26, '31
 ROWAN, Jack, P, 1908-10, '13-14
 ROWDON, Wade, INF, 1984-86
 RUBERTO, Sonny, C, 1972
 RUDOLPH, Don, P, 1959
 RUETHER, Dutch, P, 1917-20
 RUFFIN, Johnny, P, 1993-96
 RUIZ, Chico, INF, 1964-69
 RUNNELLS, Tom, INF, 1985-86
 RUSIE, Amos, P, 1901

RUSKIN, Scott, P, 1992-93
 RUSSELL, Jeff, P, 1983-84
 RYAN, B.J., P, 1999
 RYAN, Connie, INF, 1950-51, '54

S (190)

SAARLOOS, Kirk, P, 2007
 SABO, Chris, INF, 1988-93, '96
 SADLER, Donnie, INF, 2001
 SALKELD, Roger, P, 1996
 SALMON, Brad, P, 2007
 SALLEE, Slim, P, 1919-20
 SAMPSON, Keyvius, P, 2015-16
 SAMUEL, Juan, INF, 1993
 SANBERG, Gus, C, 1923-24
 SANCHEZ, Jesus, P, 2004
 SANCHEZ, Raul, P, 1957, '60
 SANDERS, Deion, OF, 1994-96, '97, 2001
 SANDERS, Reggie, OF, 1991-98
 SANDERS, Roy, P, 1917
 SANFORD, Mo, P, 1991
 SANTIAGO, Benito, C, 1995, 2000
 SANTIAGO, Ramon, INF, 2014
 SANTO DOMINGO, Rafael, INF, 1979
 SANTOS, Victor, P, 2007
 SAPPETL, Dave, OF, 2011
 SARDINHA, Dane, C, 2003, '05
 SARMIENTO, Manny, P, 1976-79
 SAUER, Hank, OF, 1941-42, '45, '48-49
 SAVAGE, Ted, OF, 1969
 SAVIDGE, Ralph, P, 1908-09
 SAVRANSKY, Moe, P, 1954
 SCANTLEBURY, Pat, P, 1956
 SCARSELLA, Les, INF, 1935-37, '39
 SCHAFFER, Jimmie, C, 1968
 SCHEBLER, Scott, OF, 2016-19
 SCHEFFING, Bob, C, 1950-51
 SCHEINBLUM, Richie, OF, 1973
 SCHERRER, Bill, P, 1982-84, '87
 SCHLEI, George, C, 1904-08
 SCHMIDT, Bob, C, 1961
 SCHMIDT, Willard, P, 1958-59
 SCHMITZ, Johnny, P, 1952
 SCHNEIDER, Pete, P, 1914-18
 SCHNELL, Karl, P, 1922-23
 SCHOENEWEISS, Scott, P, 2006
 SCHOTT, Gene, P, 1935-38
 SCHOUREK, Pete, P, 1994-97
 SCHREIBER, Barney, P, 1911
 SCHREIBER, Hank, INF, 1919
 SCHULMERICH, Wes, OF, 1934
 SCHULT, Art, INF/OF, 1956-57
 SCHULTZ, Howie, INF, 1948
 SCHULTZ, Joe, OF, 1925
 SCHULTZ, Mike, P, 1947
 SCHULZ, Al, P, 1916
 SCHUMAKER, Skip, INF/OF, 2014-15
 SCOTT, Dick, P, 1901
 SCOTT, Donnie, C, 1991
 SCOTT, Ed, P, 1900
 SCOTT, Everett, INF, 1926
 SCOTT, Jack, P, 1922
 SCUDDER, Scott, P, 1989-91
 SEAVER, Tom, P, 1977-82
 SEBRA, Bob, P, 1989
 SEBRING, Jimmy, OF, 1904-05
 SECORY, Frank, OF, 1942
 SEE, Charlie, OF, 1919-21
 SELBY, Bill, INF, 2001
 SELSKY, Steve, OF, 2016
 SEMINICK, Andy, C, 1952-55
 SENZEL, Nick, OF, 2019
 SERAFINI, Danny, P, 2003
 SERVICE, Scott, P, 1993-94, '96-97
 SEVEREID, Hank, C, 1911-13
 SEXTON, Chris, INF, 2000
 SEYMOUR, Cy, OF, 1902-06
 SHACKELFORD, Brian, P, 2005-06
 SHACKELFORD, Kevin, P, 2017-18
 SHAMSKY, Art, OF, 1965-67
 SHANER, Wally, INF/OF, 1929

SHAUTE, Joe, P, 1934
 SHAW, Jeff, P, 1996-98
 SHEAN, Dave, INF, 1917
 SHECKARD, Jimmy, OF, 1913
 SHEARN, Tom, P, 2007
 SHEEHAN, Tom, P, 1924-25
 SHEVLIN, Jimmy, INF, 1932, '34
 SHIRLEY, Bob, P, 1982
 SHIVER, Ivey, OF, 1934
 SHOFFNER, Milt, P, 1939-40
 SHOKES, Eddie, INF, 1941, '46
 SHORT, Bill, P, 1969
 SHORTEN, Chick, OF, 1924
 SHOUN, Clyde, P, 1942-44, '46-47
 SICKING, Eddie, INF, 1920
 SIEGLE, Johnny, OF, 1905-06
 SIERRA, Candy, P, 1988
 SIERRA, Ruben, OF, 1997
 SIGAFOOS, Frank, INF, 1931
 SILVA, Jose, P, 2002
 SILVERA, Al, OF, 1955-56
 SIMMONS, Al, OF, 1939
 SIMON, Alfredo, P, 2012-14, 2016
 SIMPSON, Allan, P, 2005
 SIMPSON, Dick, OF, 1966-67
 SIMPSON, Wayne, P, 1970-72
 SIMS, Lucas, P, 2018-19
 SINCOCK, Bert, P, 1908
 SIPLE, Dick, OF, 1945
 SISLER, Dave, P, 1962
 SISLER, Dick, OF, 1952
 SKAUGSTAD, Dave, P, 1957
 SKINNER, Bob, OF, 1963-64
 SLADE, Gordon, INF, 1934-35
 SLAGLE, Walt, P, 1910
 SMILEY, John, P, 1993-97
 SMITH, Bob, P, 1933
 SMITH, Chick, P, 1913
 SMITH, Elmer E., OF/P, 1886-89, 1898-1900
 SMITH, Elmer J., OF, 1925
 SMITH, Frank E., P, 1911-12
 SMITH, Frank T., P, 1950-54, '56
 SMITH, Fred, P, 1907
 SMITH, George, P, 1914
 SMITH, Hal, C, 1968
 SMITH, Harry, C, 1917-18
 SMITH, Jimmy, INF, 1919
 SMITH, Jordan, P, 2010-11
 SMITH, Josh, P, 2015-16
 SMITH, Lee, RHP, 1996
 SMITH, Mike, P, 1984-86
 SMITH, Milt, INF, 1955
 SMITH, Paul, OF, 1916
 SMITH, Pete, P, 1995
 SMITH, Willie, INF, 1971
 SMITHERMAN, Stephen, OF, 2003
 SMOOT, Homer, OF, 1906
 SNIDER, Van, OF, 1988-89
 SOMSEN, Layne, P, 2016
 SOTO, Mario, P, 1977-88
 SOTO, Neftali, INF, 2013-14
 SPADE, Bob, P, 1907-10
 SPENCER, Daryl, INF, 1963
 SPILMAN, Harry, INF, 1978-81
 SPRADLIN, Jerry, P, 1993-94, '96
 SPRAGUE, Ed, P, 1971-73
 SPRINGER, Brad, P, 1926
 SPRINGER, Russ, P, 2010
 STAHL, Larry, OF, 1973
 STALEY, Gerry, P, 1955
 STALLCUP, Virgil, INF, 1947-52
 STANAGE, Oscar, C, 1906
 STANDRIDGE, Jason, P, 2005-06
 STANTON, Mike, P, 2007
 STARR, Ray, P, 1941-43
 ST. CLAIRE, Randy, P, 1988
 STEIN, Justin, INF, 1938
 STEINFELDT, Harry, INF, 1898-1905
 STENSON, Dernel, OF, 2003
 STEPHENS, Jackson, P, 2017-18

STEPHENSON, Robert, P, 2016-19
 STEWART, Jim, INF/OF, 1969-71
 STEWART, Mark, C, 1913
 STILLWELL, Kurt, INF, 1986-87
 STIMMEL, Archie, P, 1900-02
 STINNETT, Kelly, C, 2001-03
 STINE, Lee, P, 1936
 STONE, Ricky, P, 2005, '07
 STONE, Rocky, P, 1943
 STOREN, Drew, P, 2017
 STOUT, Allyn, P, 1933-34
 STRAILY, Dan, P, 2016
 STREET, Gabby, C, 1904-05
 STRELECKI, Ed, P, 1931
 STRIPP, Joe, INF, 1928-31
 STUBBS, Drew, OF, 2009-12
 STUPER, John, P, 1985
 STYLES, Lena, C, 1930-31
 SYNES, Chris, INF/OF, 1997-2000
 SUÁREZ, Eugenio, INF, 2015-19
 SUGGS, George, P, 1910-13
 SUKEFORTH, Clyde, C, 1926-31
 SULLIVAN, Billy, INF, 1935
 SULLIVAN, Scott, P, 1995-03
 SULLIVAN, Tom, C, 1925
 SUMMERS, Champ, OF, 1977-79
 SUTKO, Glenn, C, 1990-91
 SUTTHOFF, Jack, P, 1901, '03-04
 SUTTON, Drew, INF/OF, 2009-10
 SWANSON, Evar, OF, 1929-30
 SWARTZ, Dazzy, P, 1920
 SWEENEY, Mark, OF, 1999
 SWINDELL, Greg, P, 1992
 SWORMSTEDT, Len, P, 1901-02
 SZEKELY, Joe, OF, 1953

T (48)

TABAKA, Jeff, P, 1997
 TANNERHILL, Jesse, P, 1894, 1911
 TAPPE, Ted, INF, 1950-51
 TARASCO, Tony, OF, 1998
 TATUM, Craig, C, 2009
 TATUM, Tommy, OF, 1947
 TAUBENSEE, Eddie, C, 1994-2000
 TAVERAS, Willy, OF, 2009
 TAYLOR, Ben, P, 1912
 TAYLOR, Joe, OF, 1957
 TAYLOR, Reggie, OF, 2002-03
 TAYLOR, Sammy, C, 1963
 TEKULVE, Kent, P, 1989
 TEMPLE, Johnny, INF, 1952-59, '64
 TERRY, Scott, P, 1986
 THEIS, Jack, P, 1920
 THEVENOW, Tommy, INF, 1936
 THIELMAN, Henry, P, 1902
 THOMAS, Frank, INF/OF, 1959
 THOMPSON, Daryl, P, 2008, '11
 THOMPSON, Gene, P, 1939-42
 THORPE, Jim, OF, 1917
 THURMAN, Bob, OF, 1955-59
 TIBBS, Jay, P, 1984-85
 TIEMEYER, Ed, P, 1906-07
 TIMMONS, Ozzie, OF, 1997
 TINKER, Joe, INF, 1913
 TIPTON, Eric, OF, 1942-45
 TOLAN, Bobby, OF, 1969-70, '72-73
 TOLIVER, Fred, P, 1984
 TOMKO, Brett, P, 1997-99
 TOMLIN, Dave, P, 1972-73, '78-80
 TOMPKINS, Chuck, P, 1912
 TONEY, Fred, P, 1915-18
 TORRES, Angel, P, 1977
 TOZER, Bill, P, 1908
 TRAHAN, Blake, INF, 2018
 TREADWAY, Jeff, INF, 1987-88
 TRIVIÑO, Alex, C, 1982-84, '90
 TRILLO, Manny, INF, 1989
 TSITOURIS, John, P, 1962-68
 TUBBS, Greg, OF, 1993
 TUCKER, Michael, OF, 1999-2001
 TUCKER, Preston, OF, 2018

TURNER, Jim, P, 1940-42
 TURNER, Stuart, C, 2017
 TWING, Twink, P, 1916
 TWOMBLY, George, OF, 1914-16

U (4)

UHLAENDER, Ted, OF, 1972
 UHLER, Maury, OF, 1914
 UNSER, Al, C, 1945
 USHER, Bob, OF, 1946-47, '50-51

V (29)

VAIL, Mike, OF, 1981-82
 VALAIKA, Chris, INF, 2010-11
 VALDEZ, Wilson, INF, 2012
 VALENT, Eric, OF, 2003
 VALENTIN, Javier, C, 2004-08
 VALENTINE, Corky, P, 1954-55
 VALENTINE, Joe, P, 2003-05
 VAN GORDER, Dave, C, 1982, '84-86
 VANMETER, Josh, INF/OF, 2019
 VAN POPPEL, Todd, P, 2003-04
 VANCE, Dazzy, P, 1934
 VANDER MEER, Johnny, P, 1937-43, 1946-49
 VANDER WAL, John, OF, 2004
 VARSHO, Gary, OF, 1993
 VAUGHN, Greg, OF, 1999
 VENABLE, Max, OF, 1985-87
 VICKERS, Rube, P, 1902
 VILLARREAL, Pedro, P, 2012-15
 VILLONE, Ron, P, 1999-2000
 VINCEJ, Zach, INF, 2017
 VIOLA, Frank, P, 1995
 VIOLA, Pedro, P, 2009
 VOLLMER, Clyde, OF, 1942, '46-48
 VOLQUEZ, Edinson, P, 2008-11
 VOLZ, Jake, P, 1908
 VON KOLNITZ, Fritz, INF, 1914-15
 VOTTO, Joey, 1B, 2007-19
 VOVINKEL, Rip, P, 1905
 VUKOVICH, John, INF, 1975

W (98)

WAGNER, Joe, INF, 1915
 WAGNER, Ryan, P, 2003-05
 WAHL, Kermit, INF, 1944-45, '47
 WALDROP, Kyle, OF, 2015-16
 WALKER, Curt, OF, 1924-30
 WALKER, Duane, OF, 1982-85
 WALKER, Fred, P, 1910
 WALKER, Gee, OF, 1942-45
 WALKER, Harry, OF, 1949
 WALKER, Hub, OF, 1936-37
 WALKER, Todd, INF, 2001-02
 WALKER, Tom, P, 1904-05
 WALLACH, Chad, C, 2017
 WALLS, Lee, OF, 1960
 WALTERS, Bucky, P, 1938-48
 WALTERS, Ken, OF, 1963
 WALTON, Jerome, OF, 1994-95
 WANER, Lloyd, OF, 1941
 WANNINGER, Paul, INF, 1927
 WARD, Jay, INF, 1970
 WASHBURN, Ray, P, 1970
 WATKINS, Pat, OF, 1997-98
 WATSON, Brandon, OF, 2006
 WATSON, Mark, P, 2003
 WEATHERS, David, P, 1998, 2005-09
 WEAVER, Jim, P, 1938-39
 WEBER, Ben, P, 2005
 WEHMEIER, Herm, P, 1945, '47-54
 WEIMER, Jake, P, 1906-08
 WEINTRAUB, Phil, OF, 1937
 WEISS, Zack, P, 2018
 WELLS, David, P, 1995
 WELLS, Kip, P, 2009
 WELSH, Chris, P, 1986
 WERBER, Bill, INF, 1939-41
 WERNER, Don, C, 1975-78, '80
 WEST, Dick, C/OF, 1938-43

WEST, Max, OF, 1946
 WESTLAKE, Wally, OF, 1952
 WEYHING, Gus, P, 1901
 WHEELER, George, OF, 1910
 WHISENANT, Pete, OF, 1957-61
 WHITE, Gabe, P, 1997-2000, '02-04
 WHITE, Jack, INF, 1927-28
 WHITE, Jo-Jo, OF, 1944
 WHITE, Rick, P, 2006
 WHITFIELD, Fred, INF, 1968-69
 WICKANDER, Kevin, P, 1993
 WICKER, Bob, P, 1906
 WICKLAND, Al, OF, 1913
 WIEAND, Ted, P, 1958, '60
 WIGGS, Jimmy, P, 1903
 WIGHT, Bill, P, 1958
 WILCOX, Milt, P, 1970-71
 WILLIAMS, Dallas, OF, 1983
 WILLIAMS, Dave, P, 2006
 WILLIAMS, Denny, OF, 1921
 WILLIAMS, Dewey, C, 1948
 WILLIAMS, Frank, P, 1987-88
 WILLIAMS, Ken, OF, 1915-16
 WILLIAMS, Mason, OF, 2018
 WILLIAMS, Todd, P, 1998
 WILLIAMS, Woody, INF, 1943-45
 WILLIAMSON, Scott, P, 1999-2003
 WILLIS, Carl, P, 1984-86
 WILLIS, Dontrelle, P, 2011
 WILLS, Ted, P, 1962
 WILSON, Dan, C, 1992-93
 WILSON, Jimmie, C, 1939-40
 WILSON, Nigel, OF, 1995
 WILSON, Paul, P, 2003-05
 WINCHESTER, Scott, P, 1997-01
 WINGO, Ivy, C, 1915-26, 1929
 WINKER, Jesse, OF, 2017-19
 WINNINGHAM, Herm, OF, 1988-91
 WISE, Dewayne, OF, 2006-07
 WISLER, Matt, P, 2018
 WISTERT, Whitey, P, 1934
 WOHLERS, Mark, P, 2000-01
 WOJCIECHOWSKI, Asher, P, 2017
 WOLF, Ray, INF, 1927
 WOLTER, Harry, OF, 1907
 WOMACK, Tony, IF, 2006
 WOOD, Alex, P, 2019
 WOOD, Blake, P, 2016-17
 WOOD, Bob, C/INF, 1898-1900
 WOOD, Harry, OF, 1903
 WOOD, Jake, OF, 1967
 WOOD, Travis, P, 2010-11
 WOODRUFF, Orville, INF, 1904, '10
 WOODWARD, Woody, INF, 1968-71
 WORKS, Ralph, P, 1912-13
 WORTHINGTON, Al, P, 1963-64
 WORTHINGTON, Craig, INF, 1995
 WRIGHT, Daniel, P, 2016
 WRONA, Rick, C, 1992
 WYROSTEK, Johnny, OF, 1948-52
 WYSONG, Biff, P, 1930-32

X (0)

Y (7)

YAN, Esteban, P, 2006
 YINGLING, Earl, P, 1914
 YOUNG, Babe, INF, 1947-48
 YOUNG, Del, OF, 1909
 YOUNG, Dmitri, INF/OF, 1998-2001
 YOUNG, Pep, INF, 1941
 YOUNGBLOOD, Joel, OF, 1976, '89

Z (8)

ZACHRY, Pat, P, 1976-77
 ZAHNISEK, Paul, P, 1929
 ZANNI, Dom, P, 1963, '65-66
 ZIENTARA, Benny, INF, 1941, '46-48
 ZIMMER, Don, INF, 1962
 ZIMMERMAN, Jerry, C, 1961
 ZITZMANN, Billy, OF, 1919, '25-29
 ZUVERINK, George, P, 1954



NATIONAL BASEBALL HALL OF FAME AND MUSEUM

25 Main Street, Cooperstown, New York 13326

Phone: (607) 547-7200

Public Relations: (607) 547-0215

E-mail address: info@baseballhall.org

Website: baseballhall.org

Summer Hours: Memorial Day Weekend - Labor Day Weekend: 9 a.m. to 9 p.m.

Regular Hours: 9 a.m. to 5 p.m.

Holiday Closings: Thanksgiving Day, Christmas Day, and New Year's Day.

DIRECTORY: Jane Forbes Clark (Chairman), Joe Morgan (Vice Chairman), Tim Mead (President), Jeff Jones (Senior Vice President of Finance and Administration), Sean Gahagan (Vice President, Retail Merchandising & Licensing), Erik Strohl (Vice President, Exhibitions and Collections), Ken Meifert (Vice President, Sponsorship & Development)

RESEARCH AND LIBRARY CONTACTS: Jim Gates (Librarian)

PR CONTACTS: Jon Shestakofsky (Vice President, Communications & Education) and Craig Muder (Communications Director)

HALL OF FAME WEEKEND 2020: July 24-27

Class of 2020: Derek Jeter, Marvin Miller, Ted Simmons and Larry Walker

Awards Presentation: Sat. July 25, 4:30 p.m. ET **Induction:** Sun. July 26, 1:30 p.m. ET, Clark Sports Center

REDS IN THE HALL OF FAME

A total of 45 former players, managers and executives in the Hall of Fame spent all or part of their professional careers with the Cincinnati Reds, including 2019 electee Lee Smith. Ten Hall of Famers spent a majority of their careers in a Reds uniform, including Johnny Bench, Barry Larkin, Ernie Lombardi, Bill McKechnie, Bid McPhee, Joe Morgan, Tony Pérez, Eppa Rixey, Frank Robinson and Edd Roush. For a complete list of Cincinnati Reds in the Hall of Fame, visit the Hall of Famers team pages at www.baseballhall.org.

NOTABLE REDS ARTIFACTS IN COOPERSTOWN

- Bat used by Aristides Aquino on Aug. 10, 2019, when he hit three home runs in one game.
- Spikes worn by Joey Votto on Sept. 30, 2018, his final game of a season where he led the NL in on-base percentage for the seventh time.
- Bat used by Scooter Gennett to hit four homers in one game on June 6, 2017.
- Spikes worn during road games by Joey Votto during his streak of 20 consecutive games reaching base multiple times in 2017.
- Cap worn by Aroldis Chapman on April 10, 2015 when he recorded his 115th save to set a new mark for pitchers born in Cuba.
- Jersey worn by Brandon Phillips on July 29, 2015 when he became the first player to record four hits, two home runs, seven RBI and two stolen bases since RBI became an official statistic in 1920.
- Bat used by Devin Mesoraco from June 19-24, 2014 when he homered in five straight games.
- Spikes worn by Homer Bailey, who no-hit the Giants on July 2, 2013 for his second no-hitter.
- A cap from pitcher Mike Leake, who became the first pitcher in 15 years to go directly from amateur ball to the big leagues.
- Helmet worn by Ken Griffey Jr. to hit his 800th career home run on June 9, 2008, becoming the sixth player to reach the mark.
- Batting helmet worn by Ken Griffey Jr. when he hit his 500th home run on June 20, 2004.
- Lineup card from the first game and ball from the first hit by Ken Griffey Jr. at Great American Ball Park, March 31, 2003.
- Baseball hit for a RBI-groundout by Dmitri Young that produced a run in the 182nd consecutive game for Cincinnati, setting a Major League record, April 24, 2001.
- Ken Griffey Jr.'s batting helmet when he became the youngest ever to reach 400 career home runs on April 10, 2000.
- Bat and baseball from home run hit by Mark Lewis, who hit the Reds' ninth home run in a game vs. Philadelphia on Sept. 4, 1999, setting an NL record.
- More than 20 artifacts representing the career of all-time hits leader Pete Rose.



Bat used by Aristides Aquino to hit three home runs on Aug. 10, 2019.

A LOOK AHEAD TO 2021

Ballots for the 2021 Hall of Fame/BBWAA election will be distributed following the 2020 season with results from the voting scheduled to be announced in January 2021. A partial list of first-year candidates for election includes Mark Buehrle, Tim Hudson, Torii Hunter and Aramis Ramírez. Historical information on past BBWAA elections and the election process can be accessed at www.baseballhall.org or by contacting the Hall of Fame Communications department.

CONNECT TO COOPERSTOWN

- For up-to-the-minute news from Cooperstown, visit at www.baseballhall.org. Stay up-to-date on all the activity at the Hall of Fame's official site and through social networking on Facebook, Instagram, Twitter and YouTube.
- If you would like to receive interesting stories and timely news items direct from the Hall of Fame and get the inside track on the latest happenings in Cooperstown, sign up for *Inside Pitch*. There's no cost to receive our weekly electronic newsletter in your e-mail box at home or work and it's easy to enroll. Just log on to www.baseballhall.org/media/museum-facts.
- If you have an interest in receiving *Around The Horn*, the Hall's monthly media newsletter, please send an e-mail to info@baseballhall.org. Be sure to include your name, name of organization and e-mail address. Or visit www.baseballhall.org/media-info.

RESEARCH ASSISTANCE

The Hall of Fame is pleased to provide assistance in baseball research and members of the media are encouraged to utilize this valuable baseball resource whenever necessary by calling the Public Relations department at (607) 547-0215, or the Library Reference desk at (607) 547-0330.

CINCINNATI REDS HALL OF FAME

Eighty-one players, 5 managers and 3 executives have been elected to the Reds Hall of Fame since its inception in 1958, including 2018 inductees Dave Bristol, Adam Dunn and Fred Norman. From 1958–1988, fans chose the inductees. There were no elections from 1989–1997. From 1998–2004, voting was conducted exclusively by the local chapter of the Baseball Writers' Association of America. Today, elections take place in odd-numbered years with fans, Reds alumni and media members selecting a player from a ballot of players who appeared in a game within the last 13 years of the election year, and a Veterans Committee comprised of Reds Hall of Famers, media members and baseball historians who vote on players whose careers ended more than 13 years prior to the election year.


REDS HALL OF FAME

Sparky Anderson, 2000
 Jake Beckley, 2014
 Gus Bell, 1964
 Johnny Bench, 1986
 Jack Billingham, 1984
 Ewell Blackwell, 1960
 Pedro Borbon, 2010
 Rube Bressler, 1963
 Dave Bristol, 2018
 Tom Browning, 2006
 Smoky Burgess, 1975
 Leo Cardenas, 1981
 Clay Carroll, 1980
 Sean Casey, 2012
 Gordy Coleman, 1972
 David Concepcion, 2000
 Harry Craft, 1963
 Sam Crawford, 1968
 Hughie Critz, 1962
 Eric Davis, 2005
 Jake Daubert, 1966
 Paul Derringer, 1958
 Pete Donohue, 1964

Dan Driessen, 2012
 Adam Dunn, 2018
 Bob Ewing, 2001
 George Foster, 2003
 Lonny Frey, 1961
 Cesar Geronimo, 2008
 Warren Giles, 1969
 Ival Goodman, 1959
 Wayne Granger, 1982
 Ken Griffey Jr., 2014
 Ken Griffey Sr., 2004
 Heinie Groh, 1963
 Don Gullett, 2002
 Noodles Hahn, 1963
 Bubbles Hargrave, 1962
 Tommy Helms, 1979
 Garry Herrmann, 2008
 Bob Howsam, 2004
 Dummy Hoy, 2003
 Fred Hutchinson, 1965
 Joey Jay, 2008
 Ted Kluszewski, 1962
 Larry Kopf, 1965

Barry Larkin, 2008
 Brooks Lawrence, 1976
 Ernie Lombardi, 1958
 Red Lucas, 1965
 Dolf Luque, 1967
 Jerry Lynch, 1988
 Jim Maloney, 1973
 Lee May, 2006
 Frank McCormick, 1958
 Mike McCormick, 1966
 Bill McKechnie, 1967
 Roy McMillan, 1971
 Bid McPhee, 2002
 Joe Morgan, 1987
 Tony Mullane, 2010
 Billy Myers, 1966
 Gary Nolan, 1983
 Fred Norman, 2018
 Joe Nuxhall, 1968
 Ron Oester, 2014
 Jim O'Toole, 1970
 Dave Parker, 2014

Tony Perez, 1998
 Vada Pinson, 1977
 Wally Post, 1965
 Bob Purkey, 1974
 John Reilly, 2012
 Jose Rijo, 2005
 Eppa Rixey, 1959
 Frank Robinson, 1978
 Pete Rose, 2016
 Edd Roush, 1960
 Chris Sabo, 2010
 Tom Seaver, 2006
 Cy Seymour, 1998
 Mario Soto, 2001
 Johnny Temple, 1965
 Johnny Vander Meer, 1958
 Bucky Walters, 1958
 Billy Werber, 1961
 Will White, 2004
 George Wright, 2005
 Harry Wright, 2005

Paul Derringer - 1958


Derringer had four 20-win seasons with the Reds, including three consecutive from 1938-'40. He went 25-7 with a 2.93 ERA to lead the Reds to the 1939 pennant. A year later, Derringer

went 20-12 for the World Champion Reds.

W-L	ERA	GS	IP	CG	SO
161-150	3.36	322	2615.1	189	1062

Ernie Lombardi - 1958


Lombardi spent his most productive years with the Reds, with whom he won the 1938 NL MVP. The catcher hit .342 that season. He remains the only catcher in baseball history with

two batting titles.

G	AVG	AB	R	H	HR	RBI
1203	.311	3980	420	1238	120	682

Frank McCormick - 1958


McCormick was named the 1940 NL MVP after leading the Reds to a World Series title. He hit .309 that year with 19 homers and 127 RBI. The nine-time All-Star led the league in hits

from 1938-40 and RBI (128) in 1939.

G	AVG	AB	R	H	HR	RBI
1228	.301	4787	631	1439	110	803

Johnny Vander Meer - 1958


Vander Meer, a 116-game winner with the Reds from 1937-'49, is the only pitcher in history to throw back-to-back no-hitters. He won at least 15 games in five seasons and was a four-time member of the NL's All-Star team.


W-L	ERA	GS	IP	CG	SO
116-116	3.41	274	2028.0	131	1251

Bucky Walters - 1958


During the Reds penants in 1939-40, Walters went 49-21 with a 2.38 ERA. His 1939 season - which included a league-best 2.29 ERA, 27 wins, 137 strikeouts and 31 complete

games - earned him the NL MVP award.

W-L	ERA	GS	IP	CG	SO
160-107	2.93	296	2359.1	195	879

Ival Goodman - 1959


Goodman, a two-time All-Star with the Reds, led the NL in triples during his first two seasons. In 1938 he set a since-broken record of 30 home runs in one season. During that season, he hit

.292, had 92 RBI and scored 103 runs.

G	AVG	AB	R	H	HR	RBI
965	.279	3562	554	995	91	464

Eppa Rixey - 1959



Rixey had three of his four 20-win seasons with the Reds. The lefty compiled a career 266-251 mark, which included a 179-148 record with Cincinnati. Rixey tallied 290 career complete games,

37 shutouts and a 3.15 ERA.

W-L	ERA	GS	IP	CG	SO
179-148	3.33	357	2890.2	180	660

Ewell Blackwell - 1960



Blackwell, a skinny 6'6" sidearm hurler, earned the name "The Whip" following the 1947 season (22-8, 2.47 ERA, 193 strikeouts). A member of six consecutive All-Star teams, he followed a

no-hitter with a one-hitter in 1947.

W-L	ERA	GS	IP	CG	SO
79-77	3.32	163	1281.1	69	819

Edd Roush - 1960



Roush, considered the best hitter during the dead-ball era, batted better than .300 in 11 straight seasons. A batting champion in 1917 and 1919, he was considered one of the Reds' most

intense and intelligent players.

G	AVG	AB	R	H	HR	RBI
1399	.331	5384	815	1784	47	763

Lonny Frey - 1961



Frey, a three-time All-Star, spent half of his 14-year career with the Reds. His 22 stolen bases led the league during the 1940 World Series Championship season, and his 95 runs

in 1939 helped the Reds to an NL pennant.

G	AVG	AB	R	H	HR	RBI
941	.265	3533	541	937	36	310

Billy Werber - 1961



Werber, a fiery competitor for 11 seasons, brought new life to the Reds in the late 1930s. The third baseman scored 225 runs and hit 70 doubles during the Reds' pennant-

winning seasons of 1939 and 1940.

G	AVG	AB	R	H	HR	RBI
399	.272	1601	276	435	21	151

Hughie Critz - 1962



Critz sparked his 12-year career with a .322 batting average during his rookie season. The second baseman went on to lead the league in fielding four times. Critz finished second

in MVP voting following the 1926 season.

G	AVG	AB	R	H	HR	RBI
802	.280	3127	452	876	18	327

Bubbles Hargrave - 1962



Hargrave hit better than .300 six straight years (1922-27), including a league-high .353 in 1926. He spent eight of his 12 seasons in Cincinnati, and his .310 career batting average is one of the best ever by a catcher.

G	AVG	AB	R	H	HR	RBI
766	.314	2367	298	744	29	359

Ted Kluszewski - 1962



Kluszewski, one of baseball's best all-around athletes, averaged 43 home runs and 116 RBI from 1953-56. The popular first baseman and four-time All-Star hit at least .300 in seven

seasons and had 100 RBI in five.

G	AVG	AB	R	H	HR	RBI
1339	.302	4961	745	1499	251	886

Rube Bressler - 1963



Bressler spent 11 of his 19 seasons with the Reds as a left-handed pitcher and right-handed-hitting outfielder/first baseman. Best known for his open-hand grip of the bat, he slap hit

his way to a .301 lifetime batting average.

G	AVG	AB	R	H	HR	RBI
745	.311	2223	294	692	15	344

Harry Craft - 1963



Craft is best known for his short stint as a manager, but his even shorter stint as a player is a part of Cincinnati history. One of the best defensive center fielders of his era, Craft helped the

Reds to pennants in 1939 and 1940.

G	AVG	AB	R	H	HR	RBI
566	.253	2104	237	533	44	267

Heinie Groh - 1963



One of Cincinnati's finest leadoff men, Groh was considered a top-notch bunter and a selective hitter. The third baseman spent eight of his 16 seasons in Cincinnati, amassing a .301 average and 134 stolen bases from 1914-21.

G	AVG	AB	R	H	HR	RBI
1211	.298	4439	665	1323	17	408

Noodles Hahn - 1963



From 1899-1905 Hahn went 127-92 in 225 starts and 12 relief appearances for Cincinnati. He won 23 games as a rookie, which was just one of his four 20-win seasons. Hahn led the NL

in strikeouts from 1888-1901.

W-L	ERA	GS	IP	CG	SO
127-92	2.52	225	1987.1	209	900

Gus Bell - 1964



Bell, a power-hitting outfielder, spent his best years in Cincinnati, topping 100 RBI four times from 1953-61. A four-time All-Star and member of the 1961 pennant-winning Reds, Bell had a career-high 30 homers in 1953.

G	AVG	AB	R	H	HR	RBI
1235	.288	4667	634	1343	160	711

Pete Donohue - 1964



which included a league-high 27 in 1925.

A three-time 20-game winner with the Reds during the 1920s, Donohue was considered the workhorse of the NL. Donohue registered 137 complete games in his 12-year career,

W-L	ERA	GS	IP	CG	SO
127-110	3.73	253	1996.1	133	536

Fred Hutchinson - 1965



became evident after his death in '64.

Hutchinson, a Tiger pitcher for 10 seasons, found similar success as a manager. He led the Reds to 443 wins and a 1961 pennant. "Hutch" was a fan favorite, which, unfortunately, be-

Years	W	L	Pct.
1959-64	443	372	.544

Larry Kopf - 1965



during a three-year span with the Reds.

Kopf, the Reds' short-stop during the 1919 World Series, spent five of his 10 seasons in Cincinnati. During the series, he hit two triples, scored three runs and drove in two. He stole 49 bases

G	AVG	AB	R	H	HR	RBI
527	.250	1941	226	485	3	173

Red Lucas - 1965



also had a career .281 batting average.

Lucas won 109 games for the Reds from 1926-33. In one stretch from 1931-32, he produced a modern-record 27 consecutive complete games. The 157-game winner

W-L	ERA	GS	IP	CG	SO
109-99	3.64	202	1768.2	158	404

Wally Post - 1965



1955, ranking him among the NL leaders.

Considered the most powerful hitter in the NL during his heyday, Post hit 76 home runs from 1955-'56. Post, who spent 10 seasons in Cincinnati, tallied 109 RBI and scored 116 runs in

G	AVG	AB	R	H	HR	RBI
902	.266	3021	463	805	172	525

Johnny Temple - 1965



three times; assists and double plays once.

Temple, a four-time All-Star, was a popular second baseman with the Reds in the 1950s. He had a career year in 1959, batting .311 with 67 RBI and 102 runs. He led the NL in putouts

G	AVG	AB	R	H	HR	RBI
984	.291	3632	533	1058	15	300

Jake Daubert - 1966



a .336 average.

Daubert, one of the league's best all-around first basemen in the early 1900s, was a steady .300 hitter for 10 seasons in the dead-ball era. In 1922, at the age of 38, he had 205 hits for

G	AVG	AB	R	H	HR	RBI
801	.301	3121	469	939	23	307

Mike McCormick - 1966



'44 and '45 seasons for military service.

McCormick's .300 average during his rookie season helped lead the Reds to the 1940 World Series title, during which he hit .310. He played for Cincinnati from 1940-1946, excluding the

G	AVG	AB	R	H	HR	RBI
287	.278	1010	128	281	6	77

Billy Myers - 1966



stealing signs from opposing teams.

Myers is best remembered for his game-winning sacrifice fly in the seventh game of the 1940 World Series. A savvy short-stop, Myers was a master of reading baserunners and

G	AVG	AB	R	H	HR	RBI
714	.258	2336	309	602	44	239

Dolf Luque - 1967



Series, he posted a 0.00 ERA.

Luque was one of the first Cubans to succeed in the majors. In 1923 he led the NL in wins (27), ERA (1.93) and winning percentage (.771). In two appearances in the 1919 World

W-L	ERA	GS	IP	CG	SO
154-152	3.09	321	2668.2	183	970

Bill McKechnie - 1967



1,723 record (744-631 in Cincinnati).

An intelligent player, McKechnie eventually found his calling as a manager. He led the Reds to a 1940 World Series title after a 100-53 season. In 25 seasons, he amassed a 1,896-

Years	W	L	Pct.
1938-46	744	631	.541

Sam Crawford - 1968



Crawford started his career with the Reds in 1899 in the young and thriving National League. Crawford, who hit better than .300 in 10 of his 17 full seasons with Cincinnati and Detroit, is

the career leader in triples with 309.

G	AVG	AB	R	H	HR	RBI
403	.312	1586	276	498	27	261

Joe Nuxhall - 1968



Nuxhall, a Cincinnati icon, first pitched for the Reds at a record age of 15. The two-time All-Star went on to win 135 games during his 16 seasons in the Major Leagues before retiring to the

broadcast booth in 1967.

W-L	ERA	GS	IP	CG	SO
130-109	3.80	274	2169.1	82	1289

Warren C. Giles - 1969



Giles was named Reds' GM in 1937. Two years later, the Reds won a pennant. In 1940 he led the team to a World Series Championship and was elected club president in 1948. In

1951 he was named president of the NL.

Years In Front Office
1937-51

Jim O'Toole - 1970



O'Toole was a major contributor during the Reds' winning of the pennant in 1961. His 19-9 record, with a 3.10 ERA, gave him the second-best win percentage in the NL that year. The lefty

won 81 games for the Reds from 1960-64.

W-L	ERA	GS	IP	CG	SO
94-81	3.59	228	1561	57	1002

Roy McMillan - 1971



McMillan, who spent 10 seasons in Cincinnati, won the very first three Gold Gloves for the shortstop position. In 1954 he set a since-surpassed record of 129 double plays, and he was

twice named to an All-Star team.

G	AVG	AB	R	H	HR	RBI
1348	.249	4319	497	1074	42	395

Gordy Coleman - 1972



During his first full season in the bigs, Coleman hit 26 homers and drove in 87 runs to help the Reds to a 1961 pennant. The following season he hit 28 homers and drove in 86 runs with

his usual solid defense at first base.

G	AVG	AB	R	H	HR	RBI
767	.271	2369	277	642	98	385

Jim Maloney - 1973



Hard-throwing Maloney threw three no-hitters in his 12-year career. From 1963 to 1969, he won at least 15 games each season for the Reds, including 23 in 1963 and 20 in 1965. He

led the NL in 1966 with five shutouts.

W-L	ERA	GS	IP	CG	SO
134-81	3.16	258	1818.2	74	1592

Bob Purkey - 1974



Knuckleballer Purkey spent seven seasons in Cincinnati. His 103-76 record over that span included a 23-5 mark in 1962, leading the NL in winning percentage (.821). His 1960 season included a bizarre 11-hit shutout.

W-L	ERA	GS	IP	CG	SO
103-76	3.49	217	1588.0	81	635

Smoky Burgess - 1975



Burgess, a popular backstop for the Reds in the 50s and 60s, was one of the best pinch-hitters of his era. After his 18-year career, the 6-time All-Star retired with 507 pinch-hit at-bats. He

drove in 9 runs in a game in 1955.

G	AVG	AB	R	H	HR	RBI
395	.290	1106	152	321	52	186

Brooks Lawrence - 1976



Lawrence's short but memorable career began in the Negro NL and included five seasons in Cincy. Lawrence opened the 1956 season with 13 straight wins, and from 1956-57 he

tallied 35 victories with 23 complete games.

W-L	ERA	GS	IP	CG	SO
51-48	4.06	99	786.0	32	357

Vada Pinson - 1977



One of Cincinnati's most consistent outfielders, Pinson averaged 20 home runs, 84 RBI and batted .300 for 10 seasons with the Reds. He was named to two All-Star teams and

won a Gold Glove during an 18-year career.

G	AVG	AB	R	H	HR	RBI
1565	.297	6335	978	1881	186	814

Frank Robinson - 1978



Robinson spent 10 of his 21 seasons in Cincinnati, where he hit 324 of his lifetime 586 home runs. The 12-time All-Star won two MVP awards (one in each league) and the 1966 Triple

Crown (.316, 49 home runs, 122 RBI).

G	AVG	AB	R	H	HR	RBI
1502	.303	5527	1043	1673	324	1009

Tommy Helms - 1979


The 1966 NL Rookie of the Year, Helms was one of the league's best second basemen. He led the NL in fielding percentage and double plays 3 times during a 14-year career and managed the Reds from 1988-89.

G	AVG	AB	R	H	HR	RBI
851	.269	3191	271	858	18	274

Clay Carroll - 1980



A popular fixture in the Big Red Machine's bullpen, Carroll recorded 88 wins and 143 saves during his 15-year career. In 1972 he recorded 37 saves and registered a 2.25 ERA en route to a Fireman of the Year award.

W-L	ERA	G	IP	SV	SO
71-43	2.73	486	856.0	119	460

Leo Cardenas - 1981


Considered one of the best shortstops of the 1960s, Cardenas was dubbed "Mr. Automatic" because of his slick fielding. Nine of his 16 seasons were spent in Cincy, where he was a four-time All-Star and 1965 Gold Glover.

G	AVG	AB	R	H	HR	RBI
1157	.261	4047	415	1058	72	413

Wayne Granger - 1982


During his 3 seasons with Cincinnati Granger recorded 73 saves, including a since-broken NL record 35 in 1970. The 2-time Fireman of the Year award winner finished his 9-year Major League career with a 3.14 ERA.

W-L	ERA	G	IP	CG	SO
22-17	2.92	237	329.1	73	157

Gary Nolan - 1983


Nolan made the most of his 10 seasons. He overcame a variety of arm and neck injuries to post a 110-70 record and a 3.08 ERA. He went 30-18 from 1975-'76 to help the Reds win back-to-back World Series Championships.

W-L	ERA	GS	IP	CG	SO
110-67	3.02	242	1656.1	45	1035

Jack Billingham - 1984



In three World Series with the Big Red Machine, Billingham allowed just one earned run in 25.1 innings. In '73 he went 19-10 with a 3.04 ERA and recorded seven shutouts. Billingham finished his career 145-113.

W-L	ERA	GS	IP	CG	SO
87-63	3.85	190	1270.0	45	626

Johnny Bench - 1986


Bench is perhaps the greatest catcher ever to play the game. After 17 seasons - all with the Reds - Bench had earned a Rookie of the Year award, two NL MVP awards, 10 Gold Gloves and 14 trips to the All-Star Game.

G	AVG	AB	R	H	HR	RBI
2158	.267	7658	1091	2048	389	1376

Joe Morgan - 1987


Morgan, the 1975 and 1976 NL MVP, was a 10-time All-Star and 5-time Gold Glove second baseman. The Reds' all-time steals leader (406) toured the majors for 22 seasons and tallied 268 home runs and 1,133 RBI.

G	AVG	AB	R	H	HR	RBI
1154	.288	4008	816	1155	152	612

Jerry Lynch - 1988


Lynch's outstanding pinch-hitting was a major factor in the Reds' winning of the 1961 NL pennant. He had 25 pinch-hit RBI that season. His 18 career pinch-hit home runs stood as the Major League record for 21 years.

G	AVG	AB	R	H	HR	RBI
640	.289	1583	220	457	70	282

Tony Perez - 1998


Perez is known as the "glue" that held together the Big Red Machine. In 23 seasons, the seven-time All-Star first baseman hit 379 homers and 505 doubles. His 1,652 RBI are the most by a player from Latin America.

G	AVG	AB	R	H	HR	RBI
1948	.283	6846	936	1934	287	1192

Cy Seymour - 1998


His extraordinary batting eventually led Seymour from the starting rotation to the outfield. A 25-game winner 1898, Seymour went on to lead the NL with a .377 batting average, 121 RBI, 219 hits and 40 doubles in 1905.

G	AVG	AB	R	H	HR	RBI
556	.332	2221	313	738	26	326

Sparky Anderson - 2000


As skipper during the Big Red Machine era, Anderson led Cincy to an 863-586 record over nine seasons, with World Series titles in 1975 and 1976. When inducted his 2,194 managerial wins ranked third all-time.

Years	W	L	Pct.
1970-78	863	586	.596

David Concepcion - 2000



Considered one of the best shortstops in history, the Venezuelan-born Concepcion was a nine-time All-Star and winner of five Gold Gloves during his 19 seasons with Cincinnati. He

was named team captain in 1973.

G	AVG	AB	R	H	HR	RBI
2488	.267	8723	993	2326	101	950

Bob Ewing - 2001



In the early 20th century, Ewing was one of the Reds' most-used pitchers. He registered at least 300 innings in three different seasons and won a career-high 20 games in 1905.

W-L	ERA	GS	IP	CG	SO
108-103	2.37	228	2020.1	184	884

Mario Soto - 2001



Soto, who spent his entire 12-year career in Cincinnati, amassed a 100-92 record and a 3.47 ERA. From 1981-85, no pitcher in baseball recorded more strikeouts, and he set

a team record in 1982 with 274.

W-L	ERA	GS	IP	CG	SO
100-92	3.47	224	1730.1	72	1449

Don Gullett - 2002



After just 11 Minor League starts, Gullett debuted in Cincinnati, where he went 91-44 from 1970-76. He went 109-50 in his career before injuries forced retirement. He served as the Reds'

pitching coach from 1993-2005.

W-L	ERA	GS	IP	CG	SO
91-44	3.03	156	1187.0	35	777

Bid McPhee - 2002



Bid McPhee, a 2000 National Baseball Hall of Fame inductee, spent his entire 18-year career with the Reds in the late 1800s. His legendary defensive skills made McPhee a fan

favorite in Cincinnati.

G	AVG	AB	R	H	HR	RBI
2135	.271	8291	1678	2250	53	1067

George Foster - 2003



One of the Big Red Machine's biggest offensive threats, Foster led the league in RBI for 3 straight years (1976-78), in home runs for 2 years (1977-78) and won the MVP in 1977

(.320, club-record 52 homers and 149 RBI).

G	AVG	AB	R	H	HR	RBI
1253	.286	4454	680	1276	244	861

Dummy Hoy - 2003



Hoy, who was deaf and mute, had the greatest career of any handicapped player. Five of his 14 seasons were spent with the Reds (1894-97, 1902). The OF had 2,054 hits and

ranks among the leaders with 594 steals.

G	AVG	AB	R	H	HR	RBI
554	.292	2143	462	625	16	244

Ken Griffey Sr. - 2004



Griffey was a 3-time All-Star right fielder for the Big Red Machine who helped produce World Series titles in 1975 and '76 by hitting .305 and .336, respectively. He finished his Major

League career with a .296 average.

G	AVG	AB	R	H	HR	RBI
1224	.303	4206	709	1275	71	466

Bob Howsam - 2004



Howsam is recognized as the architect of the Big Red Machine. He was the club's general manager from 1967-78 and 1983-84, but he also served as president and chief operating

officer from 1973-78 and 1983-85.

Years In Front Office					
1967-78, 1983-85					

Will White - 2004



White spent 8 of his 10 Major League seasons playing in Cincinnati, from 1878-80 and again from 1882-86. In his Major League career, White went 229-166 with a 2.28 ERA, 394

complete games and 36 shutouts.

W-L	ERA	GS	IP	CG	SO
227-165	2.26	396	3497.2	389	1029

Eric Davis - 2005



A 2-time All-Star, Davis spent 9 of his 17 seasons with the Reds (1984-91, '96). He won 3 Gold Glove awards, 2 Silver Slugger honors and had seven 20 HR/20 SB seasons, including

the club's first 30/30 (1987).

G	AVG	AB	R	H	HR	RBI
985	.271	3272	635	886	203	615

Jose Rijo - 2005



Rijo, a 1994 All-Star, spent 10 of his 14 seasons in Cincy (1988-95, 2001-02). He is best remembered for his effort during the 1990 World Series. Rijo went 2-0 to earn MVP

honors in the 4-game sweep of the A's.

W-L	ERA	GS	IP	CG	SO
97-61	2.83	215	1478.0	17	1251

George Wright - 2005


George Wright played shortstop for the Red Stockings for two seasons, in 1869 and 1870, and batted a whopping .633 and .536, respectively.

No Statistics

Harry Wright - 2005


Manager of the 1869-70 Red Stockings, baseball's 1st pro team, Wright also played outfield and reliever from 1866-70. He pioneered such innovations as relays, fielders backing

ing one another up and weight-training.

No Statistics

Tom Browning - 2006


In a 1-0 victory vs LA on 9/16/88, Browning became the first pitcher in Reds history to throw a perfect game. He pitched for the Reds from 1984-94 and ranks 12th on the club's all-time victories list (123). He won 20 games in 1985.

W-L	ERA	GS	IP	CG	SO
123-88	3.92	298	1911.0	31	997

Lee May - 2006


May played for the Reds from 1965-71. When enshrined, his 147 homers ranked 14th on the club's all-time list, and he led the Reds in home runs 3 times. He was team MVP in 1971, when he registered 39 HR and 98 RBI.

G	AVG	AB	R	H	HR	RBI
761	.274	2841	395	779	147	449

Tom Seaver - 2006


Seaver won 75 games for the Reds from 1978-82 and accumulated a .620 winning percentage. He was an All-Star for the Reds in 1978 and 1981 and in a 4-0 win vs the Cardinals on 6/16/78 threw his only career no-hitter.

W-L	ERA	GS	IP	CG	SO
75-46	3.18	158	1085.2	42	731

Cesar Geronimo - 2008


Was the center fielder on Big Red Machine clubs of the 1970s. Became the seventh member of that starting lineup to be inducted. Played for the Reds from 1972-80 and won 4 consecutive Gold Glove Awards (1974-77).

G	AVG	AB	R	H	HR	RBI
1203	.261	3329	404	869	44	335

Garry Herrmann - 2008


The Cincinnati native was the club's CEO and GM from 1902-27 and was considered "the father of the World Series." He spearheaded the construction of Redland Park, which served as the Reds' home from 1912-70.

Years in Front Office

1902-27

Joey Jay - 2008


Pitched for the Reds from 1961-66. Was an All-Star in his first season here, going 21-10 with a 3.53 ERA and leading the NL in wins. Jay is 1 of only 5 Reds pitchers since 1900 to win 20 games in consecutive seasons.

W-L	ERA	GS	IP	CG	SO
75-63	3.80	150	1102.2	49	708

Barry Larkin - 2008


Elected to the Cooperstown HOF in 2012. "One of the 10 most complete players in history" played for the Reds for 19 years (1986-2004). The 12-time All-Star won 9 Silver Sluggers, 3 Gold Gloves and 1995 MVP.

G	AVG	AB	R	H	HR	RBI
2180	.295	7937	1329	2340	198	960

Pedro Borbon - 2010


Borbon is the club's all-time leader in appearances with 531. From 1970-79 he was one of the top relievers on the Big Red Machine teams and from 1970-78 appeared in more games than any other NL pitcher.

W-L	ERA	G	IP	SV	SO
62-33	3.32	531	920.2	76	359

Tony Mullane - 2010


Pitched for the Reds from 1886-93. Was the ace of the staff, earned more than 30 wins twice and more than 20 wins 5 times. Threw 264 complete games in 285 starts. Had the ability to pitch with both arms.

W-L	ERA	GS	IP	CG	SO
163-124	3.15	285	2599.0	264	993

Chris Sabo - 2010


Played for the Reds from 1988-93 and 1996. Was NL Rookie of the Year in 1988 and an NL All-Star in '88, '90 and '91. During the 1990 World Series championship season led the club in homers, doubles and runs.

G	AVG	AB	R	H	HR	RBI
818	.270	3012	443	812	104	373

Sean Casey - 2012



Played for the Reds from 1998-2005. Was a 3-time All-Star and won the 1999 Hutch Award. Led the Reds in hitting 6 times. Was the club MVP in 2004. One of the most popular

Reds ever, he was nicknamed "The Mayor."

G	AVG	AB	R	H	HR	RBI
1075	.305	4007	588	1223	118	604

Dan Driessen - 2012



Played for the Reds from 1973-84 and beginning in 1977 followed Tony Perez as the club's everyday first baseman. Led the NL in fielding percentage 3 times. Hit .357 in the Reds'

1976 World Series sweep of the Yankees.

G	AVG	AB	R	H	HR	RBI
1480	.271	4717	661	1277	133	670

John Reilly - 2012



The Cincinnati native was the Reds' starting first baseman from 1883-91. "Long John" led all Reds batters in BA, HR and RBI in the 1880s. Is 1 of only 4 players in franchise history to

lead the league in home runs twice.

G	AVG	AB	R	H	HR	RBI
1069	.294	4412	877	1296	69	724

Jake Beckley - 2014




"Eagle Eye" Beckley played 20 seasons in the majors, including 7 years for the Reds from 1897-1903. His .325 career batting average still ranks third on the club's all-time list. The first

baseball mastered the "hidden ball" trick.

G	AVG	AB	R	H	HR	RBI
880	.325	3469	592	1126	26	570

Ken Griffey Jr. - 2014



Griffey was a 3-time All-Star while with the Reds from 2000-2008. The Cincinnati native was the club's MVP in 2005. His 210 HR rank seventh on the Reds' all-time list. The Griffeyes are the

only father and son in the Reds HOF.

G	AVG	AB	R	H	HR	RBI
945	.270	3353	533	904	210	602

Ron Oester - 2014



From 1978-1990 Oester played all 13 of his Major League seasons with his hometown team. He helped the Reds win the 1990 World Series championship and spent 6 seasons

as a coach on the Major League staff.

G	AVG	AB	R	H	HR	RBI
1276	.265	4214	458	1118	42	344

Dave Parker - 2014



The Cincinnati native was a 2-time All-Star and Silver Slugger Award winner during 4 years with the Reds from 1984-1987, when he averaged 27 HR and 108 RBI. The "Cobra" was team

MVP 3 straight years from 1984-1986.

G	AVG	AB	R	H	HR	RBI
631	.281	2468	327	694	107	432

Pete Rose - 2016



The Cincinnati native produced a record 4,256 hits over 24 seasons with the Reds, Phillies and Expos. The 1963 NL Rookie of the Year and 1973 MVP was a 17-time All-Star,

including 13 times for the Reds.

G	AVG	AB	R	H	SB
2722	.307	10,934	1,741	3,358	146

Dave Bristol - 2018



Reds managing career began in the farm system in 1957. Was instrumental in the development of numerous stars of the Big Red Machine. From 1966-69, he piloted the Reds to

298 wins, 10th most in franchise history.

Years	W	L	Pct.
1966-69	298	265	.525

Adam Dunn - 2018



Among the team's all-time leaders, Adam Dunn ranks 1st in HR/AB (13.8), 3rd in SLG (.520) and OPS (.900), 4th in HR (270) and 7th in OBP (.380). He led or tied for the team

lead in HR for 7 straight years (2002-2008).

G	HR	RBI	BB	OBP	SLG
1087	270	646	755	.380	.520

Fred Norman - 2018



A mainstay of the Big Red Machine's starting rotation from 1973-79, Norman recorded double-digit victories each season of his Reds career and only 18 pitchers in franchise history

struck out more batters than Norman's 864.

W-L	ERA	GS	IP	CG	SO
85-64	3.43	196	1315.0	38	864



CINCINNATI REDS HALL OF FAME AND MUSEUM PRESENTED BY DINSMORE

The Cincinnati Reds Hall of Fame and Museum, located adjacent to Great American Ball Park, features more than 15,000 square feet of exhibit space on 2 floors honoring the history of baseball's first professional team. With rare artifacts and memorabilia dating all the way back to the legendary 1869 Cincinnati Red Stockings, the Hall of Fame and Museum provides a complete account of Reds history. In 2019, as part of the 150th Anniversary celebration of the birth of professional baseball, the Reds Hall of Fame and Museum underwent a complete renovation designed to enhance the overall fan experience by combining technology, exhibit themes, and an array of new artifacts to bring the Reds' story to life in a new and entertaining way. The museum is open year-round and has become a destination location for Reds fans and baseball fans everywhere.

Memberships to the Hall of Fame and Museum include a variety of benefits, such as invitations to special events, collectible gifts and ticket vouchers to Reds home games. For media members seeking more information, contact the museum at (513) 765-7923.

HOURS OF OPERATION

IN-SEASON

(April - September)

Sunday - Saturday

Non-Game Days:
10 a.m. to 5 p.m.

Night Games:
10 a.m. to 8 p.m.

Day Games:
10 a.m. until 2 hours
after the end of the game.

OFFSEASON

(October - March)

Tuesday - Sunday:
10 a.m. to 5 p.m.
closed Mondays

The Cincinnati Reds Hall of Fame is closed on select holidays. Hours of operation and prices are subject to change without notice.

EXCLUSIVE VIP TOURS ARE NOW AVAILABLE!
CALL (513) 765-7923 FOR DETAILS.

MUSEUM ADMISSION

Adults \$12
Senior/Student \$8
Active Military/Veterans' Free
*Courtesy of the Sargent Family Foundation

Kids Explore Free
*Courtesy of the H.C.S. Foundation

BALLPARK TOURS

Includes Hall of Fame and Museum admission

Adults \$22
Senior/Student \$17
Active Military/Veterans \$10
Child \$10

Special prices for groups of 15 or more. Senior is 60+, Student is 13-18 or anyone showing a college ID. Children 5-12 and younger admitted free.

MARTY BRENNAMAN

2020 REDS HALL OF FAME INDUCTEE



INDUCTION WEEKEND: APRIL 24-26, 2020

FOR MORE INFORMATION, VISIT  REDSMUSEUM.ORG

REDS RETIRED UNIFORM NUMBERS




42

JACKIE ROBINSON

Born: 1/31/1919 **Birthplace:** Cairo, GA **Died:** 10/24/1972 **Number Retired:** 1997

The first black player in the Major Leagues, Jackie Robinson played for the Dodgers from 1947-56. The 6-time All-Star was National League Rookie of the Year in 1947 and NL Most Valuable Player in 1949. In 1997, the 50th anniversary of his debut, every team in baseball retired his number. The last Major League player to wear #42 was Yankees pitcher Mariano Rivera, who retired following the 2013 season.



1

FRED HUTCHINSON

Born: 8/12/1919 **Birthplace:** Seattle, WA **Died:** 11/12/1964 **Number Retired:** 1965

Fred Hutchinson's 443 victories and .544 winning percentage as Reds manager still rank among the club's all-time best. The Reds won at least 90 games in 3 of his 6 seasons and in 1961 took the National League pennant. But the joy of a first-place finish was matched only 3 years later by the sadness of Hutch's death. The courage, class and determination Fred exemplified all his life were all the more evident during his battle with cancer. Hutch stepped down as Reds manager in 1964, and he died that November. The following year, Hutch's No. 1 became the first uniform jersey number in Reds history to be retired. Today, Fred Hutchinson's legacy lives on in the world-renowned Cancer Research Center that bears his name, and in The Hutch Award. It is given annually to a Major League ballplayer who "best exemplifies the character and fighting spirit of the late Fred Hutchinson...who overcomes any form of adversity." Past Reds winners include Ray Knight, Ron Oester, Eric Davis, Bobby Tolan, Johnny Bench and Sean Casey.



5

JOHNNY BENCH

Born: 12/7/1947 **Birthplace:** Oklahoma City, OK **Number Retired:** 8/11/1984

Cincinnati's uniform No. 5 belongs to perhaps the greatest catcher ever to play in the Major Leagues. Johnny Bench ended his 17-year storied career in 1983 after earning a pair of Most Valuable Player Awards, 10 Gold Gloves and 14 All-Star Game selections. He was inducted into the National Baseball Hall of Fame in 1989. Bench began his career by winning the 1968 National League Rookie of the Year Award. He ended his career with a .267 batting average and 389 homers, including 327 as a catcher that at the time stood as a record for NL catchers. On the Reds' all-time batting list, Bench ranks first in homers and RBI (1,376), second in extra-base hits (794) and total bases (3,644), fourth in runs scored (1,091) and doubles (381) and fifth in hits (2,048). He appeared in 22 National League Championship Series games and 23 World Series games. Bench earned World Series MVP honors in 1976, when the Reds swept the New York Yankees. He twice led the league in home runs (40 in 1972, 45 in 1970) and 3 times led the NL in RBI (148 in 1970, 125 in 1972, 129 in 1974).




8

JOE MORGAN

Born: 9/19/1943 **Birthplace:** Bonham, TX **Number Retired:** 6/6/1998

A 10-time All-Star and 5-time Gold Glove second baseman, Joe Morgan was elected to the Reds Hall of Fame in 1987 and to the National Baseball Hall of Fame in 1990. The 2-time National League MVP played for the Reds from 1972-79, during the glory days of the Big Red Machine. He won his first MVP award in 1975, when he guided the Reds to a World Series victory over the Boston Red Sox. Morgan batted .327 with 67 stolen bases that season. He was MVP again in 1976, as the Reds roared to their second straight World Series championship with a 4-game sweep of the New York Yankees. That season he hit .320 with 60 stolen bases. Morgan remains the Reds' all-time stolen base leader (406), and his 266 home runs as a second baseman rank third in baseball history behind Jeff Kent and Ryne Sandberg. He finished his 22-year professional career with 268 homers, 1,133 RBI and 689 stolen bases for the Astros, Reds, Giants, Phillies and Athletics.



10 SPARKY ANDERSON
 Born: 2/22/1934 Birthplace: Bridgewater, SD Died: 11/4/2010 Number Retired: 5/28/2005

George "Sparky" Anderson was inducted into the Reds Hall of Fame on June 3, 2000 and into the National Baseball Hall of Fame in Cooperstown in July of that summer. He was named National League Manager of the Year in 1972 and '75 by The Associated Press and American League Manager of the Year in 1984 and '87 by the Baseball Writers' Association of America. He went 2,194-1,834 (.545) in 26 Major League seasons with the Reds and Tigers. From 1970-78 he led the legendary Big Red Machine to an 863-586 record (.596), 5 NL West Division titles, 4 pennants and 2 World Series championships. His '75 and '76 teams combined to go 210-114 (.629) and became the first NL franchise in 54 years to win consecutive world championships. He is the Reds' all-time leader in victories (863) and winning percentage (.596). When he won the 1984 World Series with the Tigers, Anderson became the first of only 2 managers ever to win a World Series in both leagues (Tony LaRussa, 1989 A's & 2006 Cardinals). Anderson's 2,194 career victories during his 26 Major League seasons is the sixth-highest total in history behind Connie Mack (3,731), John McGraw (2,763), Tony LaRussa (2,728), Bobby Cox (2,504) and Joe Torre (2,326). He is 1 of only 7 managers to participate in 4,000 games (4,030), a group that includes Mack (7,755), LaRussa (5,097), McGraw (4,769), Cox (4,508), Bucky Harris (4,410), and Torre (4,329).



11 BARRY LARKIN
 Born: 4/28/1964 Birthplace: Cincinnati, OH Number Retired: 8/25/2012

Barry Larkin was a 12-time National League All-Star, 5 times was voted to the All-Star Game's starting lineup, 9 times was named to The Sporting News' NL All-Star Team and 3 times was named to The Associated Press' Major League All-Star Team. In 1995 he was the National League's Most Valuable Player and 4 times was the Reds' regular-season Most Valuable Player, including their 1990 World Series championship season. He won 9 Louisville Silver Slugger Awards and 3 Rawlings Gold Glove Awards. The Reds' captain from 1997 through his final season in 2004, Larkin finished his 19-year career with a batting average of .295 in 2,180 games and 9 times hit at least .300. He is the only shortstop in Major League history with at least 2,300 hits, 190 home runs and 370 stolen bases. In 1996 he became the first shortstop in Major League history to produce 30 homers and 30 steals in the same season. In 2008 he was inducted into the Reds Hall of Fame, and in 2012 Larkin became the third player and fifth Greater Cincinnati native inducted to the National Baseball Hall of Fame in Cooperstown but the first voted in by the Baseball Writers' Association of America.



13 DAVID CONCEPCION
 Born: 6/17/1948 Birthplace: Ocumare de la Costa, VZ Number Retired: 8/25/2007

As the starting shortstop on the Big Red Machine, David Concepcion was the defensive anchor of a club that from 1970-78 went 863-586 (.596) and won 5 National League West Division titles, 4 pennants and 2 World Series championships. The '75 and '76 Reds combined to go 210-114 (.629) and became the NL's first franchise in 54 years to win consecutive World Series titles. Concepcion was the club's MVP in 1981, was named team captain in 1983, and he was inducted into the Reds Hall of Fame in 2000. With 8,723 at bats in 2,488 games Concepcion ranks second in club history in both categories behind Pete Rose. Since 1900, he ranks among the franchise's all-time leaders in hits (2,326; 3rd), doubles (389; 3rd), stolen bases (321; 3rd), runs scored (993; 5th), total bases (3,114; 5th) and RBI (950; 6th). He was a 9-time National League All-Star, fourth-most in club history (Bench 14, Rose 13, Larkin 12), and his 5 Rawlings Gold Glove Awards are second only to Bench's 10 Gold Gloves. He was the Most Valuable Player of the 1982 All-Star Game, 3 times was a The Sporting News All-Star and twice won Louisville Slugger Silver Slugger Awards (1981, 1982).



14 PETE ROSE
 Born: 4/14/1941 Birthplace: Cincinnati, OH Number Retired: 6/26/2016

In a weekend celebration in June 2016, Pete Rose was inducted into the Reds Hall of Fame while his 14 became the 11th uniform number to be retired by the club. The Cincinnati native played for the Reds from 1963-1978 and again from 1984-86 and still ranks as the franchise's all-time leader in games (2,722), plate appearances (12,344), runs (1,741), hits (3,358), singles (2,490), doubles (601), total bases (4,645) and walks (1,210). His 4,256 career hits are the most in Major League history. Rose was a 17-time National League All-Star, including 13 times while playing for Cincinnati. He was the 1963 Rookie of the Year, 1973 Most Valuable Player, a 3-time batting champion and 2-time Rawlings Gold Glove Award winner. In 1975 and 1976, Rose captained the Big Red Machine to World Series championships over the Yankees and Red Sox and in '76 was named the Fall Classic's MVP. His 44-game hitting streak in 1978 still stands as the third-longest in Major League history.



18 TED KLUSZEWSKI
 Born: 9/10/1924 Birthplace: Argo, IL Died: 3/29/1988 Number Retired: 7/18/1998

A 4-time All-Star, Ted Kluszewski was elected to the Reds' Hall of Fame in 1962. Following an 11-year career with the Reds, he was noted as the greatest left-handed slugger and one of the best fielding first basemen in club history. From 1947-57, Big Klu hit 251 homers for the Reds, including 49 in 1954 to lead the National League. His 141 RBI that season also led the league, and both tallies are club records for left-handers. Kluszewski also led the National League in fielding for 5 straight seasons from 1951-55. He finished his 15-year big league career with a .298 batting average, 279 homers and 1,028 RBI while playing for the Reds, Pirates, White Sox and Angels. Kluszewski also served the Reds as a coach from 1970-78.



20 FRANK ROBINSON
 Born: 8/31/1935 Birthplace: Beaumont, TX Died: 2/7/2019 Number Retired: 5/22/1998

Frank Robinson, a 12-time All-Star, was elected to the Reds Hall of Fame in 1978 and to the National Baseball Hall of Fame in 1982. He spent the first 10 of his 21 Major League seasons in a Reds uniform. While playing for Cincinnati from 1956-65, Robinson belted 30 or more homers in 7 of his 10 seasons, including a rookie record 38 while winning the National League's Rookie of the Year Award in 1956. In 1961 Robinson was named the National League's Most Valuable Player after hitting .323 with 37 homers and 124 RBI while helping guide the Reds to their first World Series appearance in 21 years. Following the 1965 season, Robinson was traded to the Baltimore Orioles and went on to win the American League Most Valuable Player Award in 1966 after winning the Triple Crown with a .316 average, 49 homers and 122 RBI. Robinson played for the Reds, Orioles, Dodgers, Angels and Indians and ranks among baseball's all-time leaders with 586 home runs; 5,373 total bases; 1,829 runs; 1,812 RBI; 2,808 games; 10,006 at-bats; 2,943 hits; and 528 doubles.



24 TONY PEREZ
 Born: 5/14/1942 Birthplace: Camaguey, Cuba Number Retired: 5/27/2000


The heart and soul of Cincinnati's Big Red Machine World Series championship teams of 1975 and 1976, Tony Perez was inducted into the Reds Hall of Fame in August 1998 and into the National Baseball Hall of Fame in July 2000. He was the third member of the Big Red Machine elected to the Cooperstown Hall, joining catcher Johnny Bench (1989) and second baseman Joe Morgan (1990). A 7-time All-Star and MVP of the 1967 All-Star Game, Perez appeared in 5 World Series and 6 League Championship Series. His 1,652 RBI are the second-most among players from Latin America, and he ranks among baseball's all-time leaders in RBI, games, at-bats, doubles, hits and home runs. He ranks among the Reds all-time leaders in RBI (1192, 2nd), home runs (287, 3rd), total bases (3246, 4th), games (1948, 5th), at-bats (6846, 5th), hits (1934, 5th), extra-base hits (682, 5th) and doubles (339, 6th). He played 23 seasons from 1964-86 for the Reds, Expos, Red Sox and Phillies. During the 10-year span from 1967-76 he led all Major Leaguers with 1,028 RBI.

GREAT AMERICAN BALL PARK PLAYER STATUES

The home of the Reds features many visible acknowledgements of the club's rich history. Notable among them are the seven statues of Reds greats positioned near the park's entry gates. The first four statues installed at the ballpark feature players from the Crosley Field era while the others represent three of the legends from the Big Red Machine club of the 1970s. Each of the statues was created by nationally-renowned artist Tom Tsuchiya. In addition to the Reds, Mr. Tsuchiya has produced works of art for Major League Baseball, the National Baseball Hall of Fame and the National Football League.


TOM TSUCHIYA
CROSLLEY ERA STATUES


The four statues located at Great American Ball Park's Crosley Terrace main entrance represent four players that a fan vote determined best represented the Reds during the 1912–1970 Crosley Field era. The statues are positioned on a contoured field that evokes Crosley's famous outfield incline which was dubbed "the terrace." The scene depicts Joe Nuxhall pitching to Frank Robinson with Ernie Lombardi serving as Nuxhall's battery mate. Standing on-deck, awaiting his turn at the plate, is Ted Kluszewski. The Kluszewski, Nuxhall and Robinson statues were dedicated during Great American Ball Park's inaugural season in 2003. The Lombardi statue followed in 2004.


TED KLUSZEWSKI

JOE NUXHALL

ERNIE LOMBARDI

FRANK ROBINSON


BIG RED MACHINE STATUES



JOHNNY BENCH

Dedicated by the Reds Hall of Fame and Museum in 2011

The subject of the first statue commissioned by the Reds Hall of Fame was Johnny Bench, the Big Red Machine's catcher who has been called "Baseball's Greatest Catcher." Known for having one of the most powerful throwing arms in the history of the game, the statue depicts Bench in the act of gunning down a runner trying to steal a base. The statue is located in the Hall of Fame Breezeway, just outside the main entrance to the Reds Hall of Fame on the West side of Great American Ball Park.



JOE MORGAN

Dedicated by the Reds Hall of Fame and Museum in 2013

Located at the corner of Joe Nuxhall Way and Second Street on the northwest corner of Great American Ball Park, the Joe Morgan statue captures the Reds' modern era leader in career stolen bases as he breaks for second base on a steal attempt. Possessing a combination of power, speed and superlative defensive skills, Morgan is widely considered to be the best second baseman in baseball history.



TONY PEREZ

Dedicated by the Reds Hall of Fame and Museum in 2015

One of the most beloved players in Reds history, Tony Perez was one of the great clutch hitters of his era and was the Big Red Machine's most reliable run producer. Perez's statue depicts "The Big Dog" in the follow-through of his home run swing in the seventh game of the 1975 World Series. Perez's home run sparked the Reds' comeback in the decisive contest that ended with the Reds clinching the first of back-to-back World Championships. The statue is located on Joe Nuxhall Way, near the entrance to the Reds Team Shop. Mounted atop the building directly across the street from the statue is a baseball that appears to be soaring over the building, just as Perez's World Series home run flew over the top of Fenway Park's "Green Monster" in 1975.



PETE ROSE

Dedicated by the Reds Hall of Fame and Museum in 2017

The fourth and final statue in the Big Red Machine series that began with the dedication of the Johnny Bench statue in 2011, the Pete Rose statue was dedicated in 2017 and is adjacent to the Tony Perez statue at the entrance to Great American Ball Park. This tribute to the Cincinnati native and all-time career hits leader depicts Rose in his trademark head first slide. Engineers from GE Aviation were enlisted to construct a special internal frame that allows the statue to accurately depict Rose "in flight."

'03.....*Benavides, Freddie
'04.....Romano, Jason
Retired in 2005
Sparky Anderson

11

'32.....Manion, Clyde
'33.....Douthit, Taylor
Stout, Allyn
'34.....Shiver, Ivey
'35.....Hafey, Chick
Herman, Babe
Petosky, Ted
'36.....McQuinn, George
'36-37.....Scarsella, Les
'39-43.....Frey, Lonny
'44-45.....Miller, Eddie
'46.....Frey, Lonny
'48.....Williams, Dewey
'49-50.....Bloodworth, Jimmy
'51-60.....McMillan, Roy
'61.....Baumer, Jim
Cook, Cliff
'62.....Alvarez, Rogelio
'63.....Bright, Harry
'64-67.....Johnson, Deron
'68.....McRae, Hal
'70-72.....McRae, Hal
'73.....Menke, Denis
'74.....Kennedy, Junior
'76-77.....Bailey, Bob
'78-83.....*Plaza, Ron
'84-85.....Bilardello, Dann
'86-87.....Stillwell, Kurt
1988-2004.....Larkin, Barry

Retired in 2012
Barry Larkin

12

'32-33.....Lucas, Red
'34.....Blakely, Link
Shevlin, Jimmy
'35.....Byrd, Sammy
'*Wingo, Ivy
'37.....Barrett, Red
McCormick, Frank
'39-40.....Myers, Billy
'41.....Shokes, Eddie
Young, Pep
Zientara, Benny
'42.....Abreu, Joe
'44-45.....Wahl, Kermit
'46-55.....Adams, Bobby
'55.....Smith, Milt
'56.....Jablonski, Ray
'57-58.....Hoak, Don
'59.....Pendleton, Jim
'60.....Martin, Billy
'61-63.....Freese, Gene
'64.....Klaus, Bobby
'65-67.....Shamsky, Art
'68.....Jones, Mack
'69-75.....Chaney, Darrel
'79-80.....Spilman, Harry
'81.....Barranca, German
Spilman, Harry
'82.....Barranca, German
'83-88.....Esasky, Nick
'89.....Youngblood, Joel
'90.....Bates, Billy
Noce, Paul
'92.....Benavides, Freddie
'93-98.....Greene, Willie
'94.....Sanders, Deion
'98.....Jackson, Damian
'99.....Stynes, Chris
2000.....Cromer, D.T.
'00-01.....Castro, Juan
'02.....Walker, Todd
'03.....Lopez, Felipe
'03-05.....#Miley, Dave

'05-07.....Encarnacion, Edwin
'08-12.....#Dusty Baker
'17.....Vincaj, Zach
'18.....Herrera, Rossell
Tucker, Preston
'19.....Casali, Curt

13

'46.....Miller, Eddie
'52-53.....Pellagrini, Eddie
'66-67.....Shore, Ray
'70-88.....Concepcion, Dave
8/25/07.....Gonzalez, Alex

Retired in 2007
Dave Concepcion

14

32-33.....Johnson, Si
'34.....Derringer, Paul
'35.....Comorosky, Adam
'36.....Chapman, Calvin
'37.....Hafey, Chick
'39.....Jacobs, Art
Johnson, Hank
Richardson, Nolan
Riddle, Elmer
'44.....Aleno, Chuck
'46.....Corbitt, Claude
'47.....Miller, Eddie
'48-49.....Corbitt, Claude
'49-51.....Meeks, Sammy
'53-57.....Bridges, Rocky
'57.....Flood, Curt
'59-61.....Jones, Willie
'62.....Harper, Tommy
Zimmer, Don
'63-78, '84-89.....Rose, Pete
'97.....Rose Jr., Pete

Retired in 2016
Pete Rose

15

'32-33.....Kolp, Ray
'34.....Johnson, Si
'35.....Pool, Harlin
'36.....Handley, Lee
'37.....Campbell, Gilly
Craft, Harry
Weintraub, Phil
'39-40.....Riggs, Lew
'41-42.....Mattick, Bobby
'43.....Miller, Eddie
'45.....Flager, Wally
Lukon, Eddie
'46-53.....Hatton, Grady
'54.....Bolger, Jim
Hatton, Grady
Lipon, Johnny
'55.....Jablonski, Ray
'56-58.....Crowe, George
'59.....Thomas, Frank
'61.....Gemert, Dick
'62.....Cook, Cliff
'64-69.....Ruiz, Chico
'70-71.....Duffy, Frank
'71-81.....Foster, George
'83.....Barnes, Skeeter
'83-85.....Krenchicki, Wayne
'86-87.....Larkin, Barry
'88.....Treadway, Jeff
'89.....Barnes, Skeeter
Richardson, Jeff
'90-92.....Briggs, Glenn
'93-95.....#Johnson, Davey
'96-97.....Kelly, Mike
'98.....#McKeon, Jack
'99-2000.....Neagle, Denny
'00.....Sadler, Donnie
'01-03.....Mateo, Ruben
'04.....Lidle, Cory
Bragg, Darren

'05.....Lopez, Luis
'06.....Womack, Tony
Wise, Dewayne
'07.....Wise, Dewayne
Cantu, Jorge
'08-09.....Hairston, Jerry Jr.
'09-10.....Sutton, Drew
'10.....Edmonds, Jim
'11.....Lewis, Fred
'12.....Valdez, Wilson
'13.....Robinson, Derrick
'14.....Bernadina, Roger
Elmore, Jake
'15.....Dominguez, Chris
'16.....Pacheco, Jordan
'18.....Herrera, Dilson
'19.....Senzel, Nick

16

'32-33.....Frey, Benny
'34.....Benton, Larry
'36-37.....Walker, Hub
'39.....Scarsella, Les
'41-42.....Aleno, Chuck
'42.....Phillips, Damon
'43-45.....Mesner, Steve
'46-48.....Zientara, Benny
'50-51.....Ryan, Connie
'52-59.....Temple, Johnny
'60.....Chacon, Elio
'61-68.....Cardenas, Leo
'69-71.....Stewart, Jimmy
'72.....Menke, Denis
'73-74.....Gagliano, Phil
'75.....Vukovich, John
'78-90.....Oester, Ron
'92-98.....Sanders, Reggie
'99-2001.....*Oester, Ron
'02-04.....Larson, Brandon
'05.....Randa, Joe
'06.....Ross, Cody
Hollandsworth, Todd
'07.....Ellison, Jason
'09.....McDonald, Darnell
'11.....Renteria, Edgar
'14-19.....Barnhart, Tucker

17

'32.....Carroll, Ownie
'34.....Vance, Dazzy
'35.....Lombardi, Ernie
'36.....Thevenow, Tommy
'37.....Brown, Jumbo
Cascarella, Joe
Dwyer, Double Joe
'39-42.....Joost, Eddie
'43-45.....Williams, Woody
'46.....Shokes, Eddie
'47.....Kress, Charlie
'47-48.....Young, Babe
'49.....Dobernic, Jess
Kress, Charlie
'50.....Adcock, Joe
'57-59.....Henrich, Bobby
'60.....Cardenas, Leo
'60-61.....Chacon, Elio
'62.....Rojas, Cookie
'63-67.....Harper, Tommy
'68-69.....Whitfield, Fred
'70.....Cline, Ty
Ward, Jay
'71.....Cline, Ty
'72.....Javier, Julian
'73.....Crosby, Ed
'74-75.....Crowley, Terry
'78.....Grace, Mike
'80-81.....Nolan, Joe
'82.....Lawless, Tom
'83.....Paris, Kelly
'84.....Lawless, Tom
'85-86.....Rowden, Wade

'88-93.....Sabo, Chris
'95.....Lewis, Mark
'96.....Sabo, Chris
'97-2003.....Boone, Aaron
'04-08.....Valentin, Javier
'09-10.....Nix, Laynce
'11.....Sappelt, Dave
'12.....Negron, Kristopher
'13.....Choo, Shin-Soo
'14-15.....Negron, Kristopher
'18.....Cruz, Tony
Federowicz, Tim
'19.....VanMeter, Josh

18

'32-33.....Rixey, Eppa
'34.....Stout, Allyn
'35.....Chapman, Calvin
Erickson, Hank
'37.....Davis, Peaches
'39-41.....Werber, Bill
'42-43.....Haas, Bert
'44.....Beeler, Jodie
Fausett, Buck
'45.....Harris, Earl
Medeiros, Ray
'46-47.....Haas, Bert
'48.....Kluszewski, Ted
Rickert, Merv
'49-57.....Kluszewski, Ted
'58.....Bilko, Steve
Dropo, Walt
'59.....Cook, Cliff
Dropo, Walt
'60-67.....Coleman, Gordy
'69.....De La Hoz, Mike
'70-78.....*Kluszewski, Ted
'93.....Costo, Tim
'95.....Santiago, Benito
'96-97.....Owens, Eric

Retired in 1998
Ted Kluszewski

19

'32-33.....Benton, Larry
'34.....Brennan, Don
Wistert, Whitey
'35.....Campbell, Gilly
'36-37.....Hollingsworth, Al
'39.....Galatzer, Milt
'40.....Guise, Witt
'43.....Brewster, Charlie
'45.....Wehmeier, Herm
'46.....Usher, Bob
'47.....Wahl, Kermit
'48.....Schultz, Howie
Wahl, Kermit
'54.....Murphy, Dick
Ryan, Connie
'57.....Kennedy, Bill
Dumbaugh, Bobby
'58.....Fondy, Dee
'59.....Lockman, Whitey
'60.....Cook, Cliff
*Lockman, Whitey
'61-63.....Blasingame, Don
'63.....Neal, Charlie
'65-71.....Helms, Tommy
'76-78.....Youngblood, Joel
'78-79.....Henderson, Ken
'80.....Werner, Don
'81.....Fiala, Neil
'82.....Krenchicki, Wayne
'83-89.....#Helms, Tommy
'90-92.....Doran, Bill
'93.....Milligan, Randy
'94-95.....Walton, Jerome
'96-2000.....Anthony, Eric
'97-2000.....Menke, Denis
'01.....Doran, Billy
'02-03.....Taylor, Reggie

'04-05.....Machado, Anderson
'05-06.....Denorfia, Chris
'07.....Conline, Jeff
'07-19.....Votto, Joey

20

'32.....Ogden, Jack
'34.....Johnson, Syl
Kleinbans, Ted
'35.....Herrmann, LeRoy
'36-37.....Schott, Gene
'40-42.....McCormick, Mike
'43.....Clay, Dain
McCormick, Mike
'44-46.....Clay, Dain
'47-48.....Kluszewski, Ted
'49-51.....Merriman, Lloyd
'53.....Lerchen, George
Marquis, Bob
'54.....Merriman, Lloyd
'56-65.....Robinson, Frank
'66-67.....Simpson, Dick
'69.....Savage, Ted
'71.....Smith, Willie
'72-80.....Geronimo, Cesar
'81-86.....Milner, Eddie
'88-90.....Jackson, Danny
'91.....Jones, Chris
'92-97.....Branson, Jeff
'97.....Stynes, Chris

Retired in 1998
Frank Robinson

21

'32.....Hilcher, Whitey
'33.....Derringer, Paul
'34.....Kolp, Ray
'35.....Johnson, Si
'36.....Stine, Lee
'36-37.....Hallahan, Bill
'40.....Arnovich, Morrie
Rizzo, Johnny
'41-42.....Gleeson, Jim
'42-44.....Marshall, Max
'44.....White, Jo-Jo
'45.....Sipek, Dick
'46.....Goldstein, Lonnie
Moss, Howie
'47-49.....Baumholtz, Frankie
'49-50.....Lowery, Peanuts
'51.....Adcock, Joe
'54.....Escalera, Nino
'60.....Alvarez, Rogelio
'61-62.....Gaines, Joe
'63.....Walters, Ken
'69.....Mashore, Clyde
'72-75.....Hall, Tom
'76-78.....Lum, Mike
'79.....DeFreites, Art
Santo Domingo, Rafael
'81-83.....Householder, Paul
'84.....Barnes, Skeeter
'85-92.....O'Neill, Paul
'93.....Daugherty, Jack
'94.....Fernandez, Tony
'95.....Sanders, Deion
'95-96.....Portugal, Mark
'97.....Sanders, Deion
'98-2005.....Casey, Sean
'06-07.....Hatteberg, Scott
'08.....Hatteberg, Scott
Dickerson, Chris
'09-10.....Dickerson, Chris
'11-15.....Frazier, Todd
'16-19.....Lorenzen, Michael

22

'32.....Asbjornson, Asby
'34.....McCurdy, Harry
Shaute, Joe
'35-36.....Frey, Benny

- '37..... Joost, Eddie
Kleinhaus, Ted
- '39-40..... Berger, Wally
- '40..... Dejan, Mike
- '40-41..... Ripple, Jimmy
- '43..... Goldstein, Lonnie
Kelleher, Frankie
- '44..... Criscola, Tony
- '45-46..... Libke, Al
- '48-51..... Wyrostek, Johnny
- '52..... Marshall, Willard
Wyrostek, Johnny
- '53..... Marshall, Willard
- '55-59..... Thurman, Bob
- '59..... Gilbert, Buddy
- '60..... Gaines, Joe
Gonzalez, Tony
- '64-69..... Queen, Mel
- '70-71..... Bravo, Angel
- '71..... Ferrara, Al
- '72..... Uhlander, Ted
- '73-84..... Driessen, Dan
- '86-87..... Butera, Sal
- '87-89..... Collins, Dave
- '90-92..... Hatcher, Billy
- '93..... Espy, Cecil
- '93-96..... Howard, Thomas
- '97..... Sierra, Ruben
- '97-98..... Nunnally, Jon
- 1999-2000..... *Collins, Dave
- '00-02..... Clark, Brady
- '03-04..... Miller, Corky
- '05-07..... Milton, Eric
- '08-18..... *Hatcher, Billy
- '19..... Dietrich, Derek

- 23**
- '32-33..... High, Andy
- '34..... Freitas, Tony
Robello, Tommy
- '35..... Freitas, Tony
- '37..... Kleinhaus, Ted
Mele, Dutch
Moore, Whitey
- '39-42..... Craft, Harry
- '42-45..... Tipton, Eric
- '46..... Goldstein, Lonnie
McCormick, Mike
- '47-48..... Galan, Augie
- '50..... Bolger, Jim
- Northey, Ron
- '52..... Greengrass, Jim
Sisler, Dick
Westlake, Wally
- '53-55..... Greengrass, Jim
- '55-56..... Pallys, Stan
- '58..... Coles, Chuck
- '59..... Ennis, Del & Jones, Willie
- '61-62..... *Douglas, Otis
- '65-71..... May, Lee
- '73-74..... Kosco, Andy
- '75-77..... Flynn, Doug
- '77-80..... Auerbach, Rick
- '81-82..... Vail, Mike
- '83..... Jones, Jeff
- '84-86..... Van Gorder, Dave
- '87..... McClendon, Lloyd
- '88-89..... *May, Lee
- '90-97..... Morris, Hal
- '98..... Stynes, Chris
- '99..... Vaughn, Greg
- 2000..... Barte, Kimera
Morris, Hal
- '01-06..... LaRue, Jason
- '07..... Moeller, Chad
Jorgensen, Ryan
- '08..... Patterson, Corey
- '09..... Rosales, Adam
- '10-11..... Alonso, Yonder
- '12..... Phipps, Denis
- '13-14..... Lutz, Donald

- '15-18..... Duvall, Adam
- '19..... Reed, Cody

- 24**
- '32..... Morrissey, Jo-Jo
- '33..... Manion, Clyde
- '34..... Grissom, Lee
Lindsey, Jim
- '35..... MacFayden, Danny
Hallahan, Bill
Scarsella, Les
- '36..... Johnson, Si
- '37..... Davis, Spud
- '39-42..... Goodman, Ival
- '44..... Ramos, Chucho
- '46..... West, Max
- '47..... Tatum, Tommy
- '47-50-51..... Usher, Bob
- '52-55..... Borkowski, Bob
- '55..... Mele, Sam
- '56..... Balcena, Bobby
- '57-63..... Lynch, Jerry
- '63..... Skinner, Bob
- '64..... Perez, Tony
- '65-76..... Perez, Tony
- '82..... Van Gorder, Dave
- '84-92..... Perez, Tony
- '93..... #Perez, Tony

- Retired in 2000**
Tony Perez

- 25**
- '34..... Manion, Clyde
- '35-37..... Derringer, Paul
- '39-40..... Gamble, Lee
- '41-42..... Koy, Ernie
- '47-48..... Vollmer, Clyde
- '50..... Rackley, Marvin
- '51..... Post, Wally
- '51-52..... Edwards, Hank
- '52..... Jordan, Niles
- '53-61..... Bell, Gus
- '62-65..... Keough, Marty
- '67..... Robinson, Floyd
- '68..... Schaffer, Jimmie
- '69-72..... Carbo, Bernie
- '72-73..... Hague, Joe
- '74..... Knight, Ray
- '77-81..... Knight, Ray
- '83-84..... Puleo, Charlie
- '85..... Bell, Buddy
Venable, Max
- '86-88..... Bell, Buddy
- '88..... Griffey, Ken Sr.
- '89-91..... Benzinger, Todd
- '91..... Martinez, Carmelo
- '92..... Bankhead, Scott
- '93..... Cadaret, Greg
- '94-96..... *Knight, Ray
- '96-97..... #Knight, Ray
- '98-2001..... Young, Dmitri
- '02-03..... *Knight, Ray
- '04..... Vander Wal, John
- '05-09..... Weathers, David
- '11..... Francisco, Juan
- '12..... Costanzo, Mike
Gregorius, Didi
- '14..... Schumaker, Skip
- '15..... Badenhop, Burke
- '17-18..... Reed, Cody
- '19..... #Bell, David

- 26**
- '34..... #Dressen, Chuck
O'Farrell, Bob
- '35..... Hollingsworth, Al
- '36..... Freitas, Tony
- '36-37..... Mooly, Jake
- '37..... Moser, Arnie
- '39..... Bordagaray, Frenchy

- '41..... Lukon, Eddie
- '44..... Kosman, Mike
- '51..... McCosky, Barney
- '52..... Adcock, Joe
- '55..... Hazle, Bob
- Brovia, Joe
- '56..... Dyck, Jim
- '58..... Fridley, Jim
- '65..... James, Charlie
- '68..... Kelso, Bill
- '73..... Scheinblum, Richie
- '74-75..... Rettenmund, Merv
- '78-81..... Kennedy, Junior
- '82-85..... Walker, Duane
- '87-88..... Garcia, Leo
- '89..... Snider, Van
- '90-91..... Lee, Terry
- '92..... Coles, Darrell
- '93..... Gregg, Tommy
- '94..... Pegues, Steve
- '95-96..... Ruffin, Johnny
- '98..... Cooke, Steve
- '99..... Hudek, John
LaRue, Jason
- 2000..... Sexton, Chris
Dawkins, Gookie
- '01..... Jennings, Robin
- '02-05..... Pena, Wily Mo
- '06-07..... Ross, David
- '08..... Ross, David
Castillo, Wilkin
- '09..... Castillo, Wilkin
- '11..... Hermida, Jeremy
- '12-13..... Paul, Xavier
- '14..... Francis, Jeff
- '15-19..... Iglesias, Raisel

- 27**
- '33..... Smith, Bob
Robello, Tommy
- '34..... Lombardi, Ernie
- '35..... Schott, Gene
- '36..... Moore, Dee
Nelson, Emmett
- '37..... Jorgensen, Pinky
Vander Meer, Johnny
- '39..... Bongiovanni, Nino
- '41..... Waner, Lloyd
- '42-45..... Walker, Gee
- '46-47..... Lukon, Eddie
- '48..... Wyrostek, Johnny
- '53..... Joe Szekely
- '55..... Gorbous, Glen
- '55-56..... Silvera, Al
- '56..... Flood, Curt
- '57..... Schult, Art
Taylor, Joe
- '59..... Powers, Johnny
- '60..... Anderson, Harry
Walls, Lee
- '61..... Anderson, Harry
- '61-62..... *Whisenant, Pete
- '66-67..... Baldschun, Jack
- '73..... Locklear, Gene
- '88-97..... Rijo, Jose
- 2001-02..... Rijo, Jose
- '05..... Bergolla, William
- '07-08..... Keppinger, Jeff
- '09..... Sutton, Drew
Rolen, Scott
- '10-12..... Rolen, Scott
- '15..... Boesch, Brennan
- '16..... Ohlendorf, Ross
- '17-18..... Ervin, Phillip
- '19..... Kemp, Matt
Bauer, Trevor

- 28**
- '34..... Frey, Benny
- '35..... Brennan, Don
- '36..... Brennan, Don
Joost, Eddie
- '37..... Brennan, Don
- '37..... Gehrman, Paul
- '39-40..... DiMaggio, Vince
- '41..... Sauer, Hank
- '42..... Kelleher, Frankie
- '43..... Aleno, Chuck
- '44..... Eisenhardt, Jake
- '45..... Sauer, Hank
- '46..... Lawing, Garland
Vollmer, Clyde
- '48..... Litwiler, Danny
Rickert, Marv
- 49-50..... Litwiler, Danny
- '52..... Abrams, Cal
- '52-57..... Post, Wally
- '58..... Miksis, Eddie
- '58-68..... Pinson, Wade
- '69-73..... Tolan, Bobby
- '74..... Freed, Roger
- '77-78..... Summers, Champ
- '79..... Mejias, Sam
Summers, Champ
- '80-81..... Mejias, Sam
- '82-85..... Cedeno, Cesar
- '86-89..... Daniels, Kal
- '89..... Madison, Scott
- '90-91..... Myers, Randy
- '92-93..... Ruskin, Scott
- '94-98..... Harris, Lenny
- '98..... Konerko, Kyle
- '99-2000..... Lewis, Mark
- '00..... Bell, Mike
- '01..... Rivera, Ruben
- '02-06..... Kearns, Austin
- '06-07..... Lohse, Kyle
- '08-09..... Encarnacion, Edwin
- '09..... Balentien, Wladimir
- '10-14..... Heisey, Chris
- '15-19..... DeSclafani, Anthony

- 29**
- '33..... Quinn, Jack
- '34..... #Shotton, Burt
- '35..... Nelson, Emmett
Sullivan, Billy
- '36..... *Sheehan, Tom
- '37..... Jorgensen, Pinky
*Sheehan, Tom
- '42..... Secory, Frank
Vollmer, Clyde
- '43..... Niemes, Jack
- '44..... Shoun, Clyde
- '48-49..... Sauer, Hank
- '49..... Walker, Harry
Post, Wally
- '57-59..... Whisenant, Pete
- '60..... Post, Wally
Whisenant, Pete
- '61-63..... Post, Wally
- '62-69..... Johnson, Alex
- '71..... Bradford, Buddy
- '73..... Stahl, Larry
- '75..... Spencer, Tom
- '78-81..... Collins, Dave
- '82-84..... Trevino, Alex
- '86-88..... Jones, Tracy
- '88-91..... Winningham, Herm
- '92..... Swindell, Greg
- '94-98..... Boone, Bret
- '99..... Johnson, Brian
- 2000-01..... Bell, Rob
- '01-02..... Acevedo, Jose
- '02..... Gonzalez, Raul
- '03-04..... Acevedo, Jose

- '05..... Kelly, Kenny
Perez, Miguel
- '07..... Stanton, Mike
- '08-13..... Hanigan, Ryan
- '14-15..... Pena, Brayton
- '16-18..... Finnegan, Brandon
- '19..... Colon, Christian

- 30**
- '32..... *Doolan, Mickey
- '34..... Kampouris, Alex
*Picinich, Val
- '35..... Hilcher, Whitey
- '36-37..... Kelly, George
- '37..... McCormick, Frank
- '39-42..... Derringer, Paul
- '49-51..... Peterson, Kent
- '51..... Bolger, Jim
- '55-58..... Freeman, Hersh
- '58..... Newcombe, Don
- '61-66..... Jay, Joey
Ritchie, Jay
- '69-72..... Merritt, Jim
- '73-81..... Griffey, Ken Sr.
- '82..... Hurdle, Clint
- '83..... Williams, Dallas
- '87..... Hoffman, Guy
- '88..... McClendon, Lloyd
- '89-90..... Griffey, Ken Sr.
- '92..... Martinez, Dave
- '93-94..... Kelly, Roberto
- '94-95..... Hunter, Brian R.
- '96..... Coleman, Vin
- Coleman, Eduardo
- '97-2000..... *Griffey Sr., Ken
- '00-05..... Griffey Jr., Ken
- '06..... McCracken, Quinton
Hopper, Norris
- '07-08..... Hopper, Norris
- '09..... Tatum, Craig
- '10-11..... Wood, Travis
- '12..... Navarro, Dioner
- '13..... Duke, Zach
- '14-15..... Bourgeois, Jason
- '16..... Waldrop, Kyle
- '17..... Alcantara, Arismendy
- '17-19..... Mahle, Tyler

- 31**
- '32..... #Howley, Dan
- '33..... Bluege, Otto
- '34..... Marshall, Bill
- '35..... *Sheehan, Tom
- '36..... Hilcher, Whitey
- '37..... English, Charlie
Vander Meer, Johnny
- '39-48..... Walters, Bucky
- '49-53..... Wehmeier, Herm
Drews, Karl
Ross, Cliff
Wehmeier, Herm
- '55..... Gross, Don
Lane, Jerry
- '56-57..... Gross, Don
- '58..... Hayden, Gene
O'Toole, Jim
Rabe, Charlie
- '59-66..... O'Toole, Jim
- '68..... McGinn, Dan
- '69..... *Haddix, Harvey
- '70-73..... McClothlin, Jim
- '74-75..... Kirby, Clay
- '77-81..... Moskau, Paul
- '84-89..... Franco, John
- '92-93..... Belcher, Tim
- '94-96..... McElroy, Chuck
- '96..... Morgan, Mike
Smith, Lee
- '97..... #McKeon, Jack
Timmons, Ozzie
- '98..... Sullivan, Scott

'99-2000.....#McKeon, Jack
'01-03.....Stinnett, Kelly
'04.....Bong, J.K.
'05-08.....Beilise, Matt
'09-11.....Gomes, Jonny
'12-14.....Simon, Alfredo
'15.....Marquis, Jason
Finnegan, Brandon

'16.....Simon, Alfredo
'17.....Storen, Drew
'18.....Gallardo, Yovani
'19.....*Ward, Turner

32

'36.....Davis, Peaches
'36-37.....Grissom, Lee
'39.....Grissom, Lee
'41.....Pearson, Monte
'46-47.....Lambert, Clay
'48.....Cress, Walker
Hughes, Tommy
'49.....Cress, Walker
'50-54.....Smith, Frank
'55.....Pearce, Jim
'56.....Smith, Frank
'57.....Sanchez, Raul
'58.....Haddix, Harvey
'59.....Cuellar, Mike
'59-61.....Osteen, Claude
'62, '64-67.....Ellis, Sammy
'68.....Pappas, Milt
'73-79.....Norman, Fred
'82.....Shirley, Bob
'83.....Gale, Rich
'84.....Owchinko, Bob
'85-94.....Browning, Tom
'95-97.....Jarvis, Kevin
'97-2005.....Graves, Danny
'05.....*Moses, John
'06-07.....*Hatcher, Billy
'08-16.....Bruce, Jay
'18.....Turner, Stuart
'18.....Harvey, Matt
'19.....Duke, Zach
Alaniz, R.J.

33

'35.....*Kelly, George
'37.....Miller, Eddie
'39-43.....Vander Meer, Johnny
'44-45.....Carter, Arnold
'46-49.....Vander Meer, Johnny
'50.....Hetki, Johnny
'51.....Blackburn, Jim
'53.....Church, Bubba
Kelly, Bob
'54.....Drews, Karl
'55.....Ridzik, Steve
'58.....Hatfield, Fred
'63.....Worthington, Al
'64.....Duren, Ryne
Worthington, Al
'65-66.....Zanni, Dom
'67-68.....Abernathy, Ted
'69.....Pascual, Camilo
'70.....Behney, Mel
'73-77.....Armbrister, Ed
'79.....Blair, Paul
'81-82.....Blithner, Larry
'84-90.....Robinson, Ron
'90-91.....Minutelli, Gino
'93-94.....Dorsett, Brian
'96.....Gibraltar, Steve
'98.....Hudek, John
Kroon, Mark
'99.....Avery, Steve
'00-2001.....*Griffey, Ken Sr.
'02-03.....Brnayan, Russell
'04.....Matthews, Mike
'05-06.....Aurilia, Rich
'07.....Hamilton, Josh

'08.....Fogg, Josh
'09-10.....Owings, Micah
'11-12.....Arredondo, Jose
'14.....Rodriguez, Yorman
'16.....Iribarren, Hernan
'17-19.....Winker, Jesse

34

'33.....*Ens, Jewel
'37.....Jordan, Buck
'39.....Weaver, Jim
West, Dick
'40-42.....Turner, Jim
'43-46.....Heusser, Ed
'47-51.....Erautt, Eddie
'53.....Collum, Jackie
Erautt, Eddie
'54-55.....Collum, Jackie
'56.....Meyer, Russ
'57.....Osteen, Claude
Rabe, Charlie
'58.....Kellner, Alex
'60.....Wieand, Ted
'60-61.....Bridges, Marshall
'61.....Jones, Sherman
'62.....Drabowsky, Moe
'64.....Nichols, Chet
'66-67.....Pappas, Milt
'69.....Pena, Jose
Ramos, Pedro
'70.....Belinsky, Bo
'70-79.....Borbon, Pedro
'80.....Burnside, Sheldon
'82.....Kern, Jim
'82-84.....Scherrer, Bill
'84-85.....Knically, Alan
'85.....Smith, Mike
'86-87.....Gullickson, Bill
'88-92.....Reed, Jeff
'93-94.....Service, Scott
'95.....Smith, Pete
'95-97.....Burba, Dave
'98.....Frank, Mike
'99-2001.....Tucker, Michael
'01.....Pickering, Calvin
'02.....Encarnacion, Juan
'02-03.....Dempster, Ryan
'04-06.....Clausen, Brandon
'07-18.....Bailey, Homer
'19.....O'Grady, Brian

35

'33.....#Bush, Donie
'36.....Moore, Whitey
'37.....Campbell, Gilly
'38.....Lombardi, Ernie
'39-42.....Moore, Whitey
'42-43.....Shoun, Clyde
'44.....Katz, Bob
Konstanty, Jim
'45.....Bossler, Frank
Modak, Mike
'46.....Andrews, Nate
'47.....Perkowski, Harry
Schultz, Mike
'49-54.....Perkowski, Harry
'55-58.....Klippsstein, Johnny
'58.....Hayden, Gene
Wieand, Ted
'59.....Mabe, Bob
'60.....Sanchez, Raul
'65-69.....Arrigo, Jerry
'70-76.....Gullett, Don
'77.....Fryman, Woodie
'79-85.....Pastore, Frank
'87-88.....Pacillo, Pat
'88.....St. Claire, Randy
'89.....Griffin, Mike
'90-91.....Williams, Stan
'92.....Berroa, Geronimo
'93-2005.....Gullett, Don

'05-06.....Standridge, Jason
'07.....Saarloos, Kirk
'08-12.....*Speier, Chris
'14.....*Smith, Steve
'15-18.....*Riggelman, Jim
'19.....Roark, Tanner

36

'37.....Moore, Whitey
Moore, Dee
'38.....Davis, Spud
'39.....Hafey, Bud
Livengood, Wes
Niggeling, Johnny
'41.....Beggs, Joe
'44.....Shoun, Clyde
'45.....Bush, Guy
Kennedy, Vern
'46.....Shound, Clyde
'47.....Raffensberger, Ken
Shound, Charlie
'48-53.....Raffensberger, Ken
'54.....Lane, Jerry
Picone, Mario
Raffensberger, Ken
'55.....Minarcin, Rudy
'56.....Oldham, John
'57.....Hacker, Warren
Hook, Jay
Amor, Vincente
'58-60.....Newcombe, Don
'63-65.....*Shore, Ray
'66-67.....Davidson, Ted
'68.....Carroll, Clay
Davidson, Ted
'69-75.....Carroll, Clay
'76.....Hinton, Rich
'77-88.....Soto, Mario
'89-90.....Roomes, Rolando
'91.....Carman, Don
'95.....Wells, Paul
'96.....Service, Scott
'97.....Morgan, Mike
'98-2000.....White, Gabe
'00.....Aybar, Manny
'00-01.....Cromer, D.T.
'02-04.....White, Gabe
'05.....Ortiz, Ramon
'06.....Cornier, Rheel
'07.....Gosling, Mike
'08-11.....Volquez, Edinson
'12-13.....Rodriguez, Henry
'14-15.....Holmberg, David
'15.....Gregg, Kevin
'16-17.....Wood, Blake
'17-18.....Mella, Keury
'19.....*Johnson, Derek

37

'37.....Mele, Dutch
'38.....McCormick, Frank
'39.....Barrett, Red
Davis, Peaches
'39-40.....Shoffner, Milt
'41-43.....Starr, Ray
'44.....Gumbert, Harry
'45-46.....Fox, Howie
'47.....Lively, Bud
'48.....Filipowicz, Steve
'48-49.....Lively, Bud
'53.....King, Clyde
'55.....Hooper, Bob
'56.....Shult, Art
'58-64.....Purkey, Bob
'65.....Craig, Roger
'67-68.....Tsitouris, John
'69-71.....Granger, Wayne
'74-76.....McEneany, Will
'77-78.....Murray, Dale
'79-80.....Tomlin, Dave
'81.....Combe, Geoff

'82-83.....Harris, Greg
'84.....McGaffigan, Andy
Smith, Mike
'85.....McGaffigan, Andy
'86.....Smith, Mike
'87.....Scherrer, Bill
'88-92.....Charlton, Norm
'93.....*Rothschild, Larry
'95-96.....Hernandez, Xavier
'96.....Lilliquist, Derek
'97-99.....Belinda, Stan
2000.....Charlton, Norm
'00-01.....Winchester, Scott
Miller, Corky
'02.....Miller, Corky
'03.....Smitherman, Stephen
'05-06.....Shackelford, Brian
'07.....Cornier, Rheel
Livingston, Bobby
'09.....Roenicke, Josh
'09-10, '13.....Miller, Corky
'16.....Cabrera, Ramon
'17.....Feldman, Scott
'18-19.....Hernandez, David

38

'38.....Kampouris, Alex
'39.....Naktenis, Pete
Simmons, Al
West, Dick
'41.....Hutchings, Johnny
'43-44.....Malloy, Bob
'45.....Orphal, John
Riddle, Elmer
'46.....Dasso, Frank
Malloy, Bob
'47-48.....Peterson, Kent
'50.....Avrea, Jim
'50-52.....Byrly, Bud
'52-55.....Podbielan, Bud
'56.....LaPalme, Mike
'61.....Nunn, Howie
'62.....Hillman, Dave
'62-66.....Tsitouris, John
'66.....Fischer, Hank
'67-77.....Nolan, Gary
'77.....Torres, Angel
'80-84.....Berenyi, Bruce
'84-85.....Tibbs, Jay
'86.....Terry, Scott
'87.....Perry, Pat
'88.....Brown, Keith
Perry, Pat
'90-91.....Brown, Keith
'92.....Afenir, Troy
'95.....Remlinger, Mike
'97.....Mercker, Kent
'98-2001.....Harnisch, Pete
'02.....Moehler, Brian
'03-05.....Wagner, Ryan
'06-08.....Majewski, Gary
'09.....Wells, Kip
'10-18.....*Price, Bryan
'18.....Casali, Curt

39

'35.....Gamble, Lee
'38.....Myers, Billy
'39-42.....Thompson, Junior
'43.....Stone, Rocky
'44.....Ferguson, Bob
Katz, Bob
Peterson, Kent
'45.....Bowman, Joe
'49.....Dobernick, Jess
'77-82.....Hull, Dixie
'82.....Hume, Tom
Ruess, Jerry
'90-92.....*Piniella, Lou
'93.....Reardon, Jeff
'95.....Pennington, Brad
'96-98.....Shaw, Jeff

'68-69.....Culver, George
'70.....Washburn, Ray
'71-72.....Gibbon, Joe
'84-87.....Parker, Dave
'88.....Roenicke, Ron
'91-93.....Hill, Milt
'94.....Hanson, Erik
'95.....Worthington, Craig
'96.....Belk, Tim
Coleman, Vince
Martinez, Pedro A.
'97-98.....Perez, Eduardo
2000.....Cromer, D.T.
Mercado, Hector
'01.....Atchley, Justin
'01.....Gonzalez, Raul
'02.....Silva, Jose
'03.....Manzanillo, Josias
'03-10.....Harang, Aaron
'11-18.....Mesoraco, Devin
'18-19.....Sims, Lucas

40

'38.....Riggs, Lew
'40.....Hutchings, Johnny
'41.....Logan, Bob
'46-48.....Hetki, Johnny
'49.....Fanovich, Frank
'50-51.....Ramsdell, Willie
'52.....Church, Bubba
'52.....Jordan, Niles
'56-59.....Acker, Tom
'60.....McLish, Cal
'61.....Johnson, Ken
'62.....Sisler, Dave
'67.....Boehmer, Len
'68-71.....Cloninger, Tony
'76.....Zachry, Pat
'77.....Hoerner, Joe
Zachry, Pat
'78-80.....Bair, Doug
'81.....Edelen, Joe
Bair, Doug
'82.....Edelen, Joe
'84-85.....*Williams, Stan
'86.....Denny, John
'87.....Montgomery, Jeff
'88-91.....Armstrong, Jack
'92.....Green, Gary
'93-95.....Pugh, Tim
'96.....Carrara, Giovanni
Pugh, Tim
'97.....Bones, Ricky
'97-99.....Tomko, Brett
2002.....Dempster, Ryan
'03-05.....Wilson, Paul
'07.....Coutlangus, Jon
'08-11.....Masset, Nick
'13.....Reynolds, Greg
'14-15.....Axelrod, Dylan
'15-16.....Holt, Tyler
'17-18.....Brice, Austin
'19.....Wood, Alex

41

'38.....Goodman, Ival
'40-44.....Riddle, Elmer
'45.....Beck, Boom Boom
'46-49.....Gumbert, Harry
'52.....Hiller, Frank
'58.....Kellner, Alex
'59.....Bailey, Jim
'61.....Hunt, Ken
'62-66.....Nuxhall, Joe
'77-82.....Seaver, Tom
'87.....Hume, Tom
Ruess, Jerry
'90-92.....*Piniella, Lou
'93.....Reardon, Jeff
'95.....Pennington, Brad
'96-98.....Shaw, Jeff

'99-2000..... Villone, Ron
'01-03..... Reitsma, Chris
'04..... Sanchez, Jesus
'05-07..... *Jerry Naron
'07..... *Kelly, Pat
3/31/08..... Harang, Aaron
'08..... Affeldt, Jeremy
'09-12..... *Berry, Mark
'14..... Dennick, Ryan
'15..... Matthews, Ryan
'16..... Somsen, Layne
Wright, Daniel
'17..... Buchanan, Jake
Shackelford, Kevin
'18..... Shackelford, Kevin
Wisler, Matt

42

'38..... Cooke, Dusty
40..... Barrett, Red
42..... Burpo, George
44..... De La Cruz, Tommy
45..... Helki, Johnny
Lisenbee, Hod
46..... Burpo, George
47..... Polivka, Ken
53..... Johannes, Ivan
54..... Savransky, Moe
55..... Staley, Gerry
56-58..... Jeffcoat, Hal
59..... Brosnan, Jim
Jeffcoat, Hal
'60-63..... Brosnan, Jim
'64-68..... McCool, Billy
'69..... Ribant, Dennis
Short, Bill
70..... Noriega, John
71..... Blateric, Steve
76-77..... Alcala, Santo
78-80..... Bonham, Bill
83-84..... Cato, Keefe
'85..... Stuper, John
'86..... Willis, Carl
'89-90..... Mahler, Rick
'91..... Jefferson, Reggie
Jefferson, Stan
'93..... Varsho, Gary
'94-95..... Jarvis, Kevin
95..... Jackson, Mike
'96..... Salkeld, Roger
4/15/07..... Griffey Jr., Ken
4/15/08..... Griffey Jr., Ken
#Baker, Dusty

April 15 each year..... Team
Retired in 1997
Jackie Robinson

43

'38..... Gamble, Lee
40-44..... Beggs, Joe
44..... Lohrman, Bill
Nuxhall, Joe
'45..... Dasso, Frank
46-47..... Beggs, Joe
48..... Blackburn, Jim
48-51..... Fox, Howie
'53-55..... Fisher, Maury
'56..... Kennedy, Bill
Jansen, Larry
'58..... Lown, Turk
'58-60..... Pena, Orlando
'62..... Nunn, Howie
'63..... Zanni, Dom
66-67..... Nottebart, Don
'69..... Fisher, Jack
70-71..... Wilcox, Milt
72-77..... Billingham, Jack
78..... Tomlin, Dave
'80..... Howell, Jay
'81..... Brown, Scott

'86-87..... Landrum, Bill
'88..... Gray, Jeff
Reed, Jeff
'89..... Tekulve, Kent
90-91..... Layana, Tim
'93..... Landrum, Bill
'96-98..... Remlinger, Mike
'99..... Ryan, B.J.
2000-01..... Fernandez, Osv.
'02-04..... Haynes, Jimmy
'04-05..... Hancock, Josh
'06..... *Tunnell, Lee
'07-09..... *Pole, Dick
'10-12..... Cairo, Miguel
'13-15..... Parra, Manny
'16-19..... Schebler, Scott

44

'38..... Craft, Harry
42..... Blackwell, Ewell
46-47..... Malloy, Bob
'48..... Blackburn, Jim
Hughes, Tommy
Cress, Walker
'58-59..... Schmidt, Willard
60-65..... Henry, Bill
'65..... Duffalo, Jim
Henry, Bill
'69..... Jackson, Al
Noriega, John
71-73..... Sprague, Ed
73-74..... Baney, Dick
75-76..... Darcy, Pat
77..... Caldwell, Mike
77-79..... Capilla, Doug
79-82..... Liebrandt, Charlie
'84-91..... Davis, Eric
93-95..... Roper, John
95..... Duncan, Mariano
Viola, Frank
'96..... Davis, Eric
'97..... Watkins, Pat
98..... Nieves, Melvin
Winchester, Scott
'99..... Cameron, Mike
2000..... Hunter, Brian L.
'01-08..... Dunn, Adam
'10-15..... Leake, Mike
'15..... Waldrop, Kyle
'16..... Reed, Cody
'18..... Rainey, Tanner
'19..... Aquino, Aristides

45

'38..... Jordan, Buck
Richardson, Nolen
Stein, Justin
'46..... Wittig, Johnnie
47..... Wehmeier, Herm
Young, Babe
48..... Sauer, Hank
Wehmeier, Herm
'51-53..... Blake, Ed
'52..... Haugstad, Phil
Schmitz, Johnny
'57..... Skaugstad, Dave
'58..... Kelly, Bob
Morejon, Dan
'60..... Richards, Duane
'67..... Wood, Jake
70-72..... Simpson, Wayne
73-74..... Nelson, Roger
'76-79..... Sarmiento, Manny
82-83..... Hayes, Ben
'84-85..... *Kaat, Jim
'86..... Welsh, Chris
'87-88..... Rasmussen, Dennis
'88..... Sierra, Candy
'89..... Sebra, Bob
90-92..... Hammond, Chris

'93..... Hughes, Keith
Wickander, Kevin
'94-97..... Brantley, Jeff
'98..... Hutton, Mark
Tarasco, Tony
2000-02..... Dessens, Elmer
'03..... Anderson, Jimmy
'03-04..... Van Poppel, Todd
'05..... Ramirez, Elizardo
'06..... Hammond, Chris
Guardado, Eddie
'06-08, '10-12..... Bray, Bill
'13-15..... Marshall, Sean
'16-19..... *Benavides, Freddie

46

'38..... Bengé, Ray
Lang, Don
'46..... Vollmer, Clyde
'53..... Baczewski, Fred
Newel, Ernie
'54-55..... Baczewski, Fred
'56-59..... Lawrence, Brooks
60..... Grimm, Bob
Lawrence, Brooks
'60-70..... Maloney, Jim
74..... Osburn, Pat
'83-84..... Russell, Jeff
'85-88..... Murphy, Rob
'92-93..... Brumfield, Jacob
'94-97..... Schourek, Pete
'98..... Nieves, Melvin
Winchester, Scott
'99..... Bere, Jason
2000..... Kieschnick, Brooks
'01-04..... Riedling, C.J.
'05..... Simpson, Allan
'06..... Mays, Joe
'07..... #Mackanin, Pete
'08..... Phillips, Andy
'09-11..... Fisher, Carlos
'13-14..... Partch, Curtis
'15-16..... Moscot, Jon
'17..... Adleman, Tim
'18..... Gosseil, Phil
Williams, Mason
'19..... Gausman, Kevin

47

'38..... Frey, Lonny
46-52..... Blackwell, Ewell
'53-54..... Judson, Howie
'58..... Hook, Jay
Wight, Bill
'59..... Arroyo, Luis
Rudolph, Don
'59-61..... Hook, Jay
'62..... Klippstein, Johnny
'63..... Coates, Jim
'65..... Arrigo, Gerry
71..... Garrett, Greg
74..... McQueen, Mike
'77-85..... Hume, Tom
'87-88..... Williams, Frank
'89-91..... Scudler, Scott
'92..... Bradley, Scott
'94..... Ruffin, Johnny
'95..... Sullivan, Scott
'96..... Smith, Lee
1996-2007..... *Hume, Tom
'08-15..... Cueto, Johnny
'15-16..... Lamb, John
'17-19..... Romano, Sal

48

'38..... Davis, Kiddo
47..... Riddle, Elmer
48..... Burkhart, Ken
Holcombe, Ken
49..... Burkhart, Ken
'53..... Martin, Barney

'56..... Scantlebury, Pat
'63..... Owens, Jim
'67-68..... Lee, Bob
'71-73..... Grimsley, Ross
'80..... Combe, Geoff
'83-87..... Power, Ted
'88-90..... Birtsas, Tim
'91..... Power, Ted
92-93..... Henry, Dwayne
'93-94..... Spradlin, Jerry
95..... Reed, Rick
'96..... Spradlin, Jerry
'97..... White, Gabe
'98..... Jordan, Ricardo
Krivda, Rick

1999-2003..... Williamson, Scott
'03-05..... Valentine, Joe
'06..... Gosling, Mike
'07..... Cruz, Enrique
'08-11 Cordero, Francisco
12-14..... Ludwick, Ryan
'15-16..... Sampson, Keyvius
'17..... Astin, Barrett
'18-19..... Hughes, Jared

49

'38..... Bongiovanni, Nino
'54..... Valentine, Corky
55..... Black, Joe
Valentine, Corky
'56..... Black, Joe
72-73..... Tomlin, Dave
74-77..... Eastwick, Rawly
80-86..... Price, Joe
'88-94..... Dibble, Rob
95..... Nitkowski, C.J.
Wilson, Nigel
Wells, David
'97..... Eischen, Joey
'98..... Weathers, David
98-01..... Reyes, Dennis
'02..... Pineda, Luis
'03..... Heredia, Felix
'04-06..... *Chambless, Chris
'07-12..... *Jacoby, Brook
'14-15..... *Bell, Jay
'16..... *Riggins, Mark
'17..... Renda, Tony
'18..... Wallach, Chad
'18..... Weiss, Zack
'19..... Hergert, Jimmy

50

'38..... Hershberger, Willard
50-52..... #Sewell, Luke
'52..... #Hornsby, Rogers
'53..... Hornsby, Rogers
'64..... Helms, Tommy
77-78..... Dumoulin, Dan
'82-84..... Lesley, Brad
'92..... Bolton, Tom
'93..... Gordon, Keith
'95..... Wells, David
'96..... *Bombard, Marc
*Hume, Tom
'97..... Cromley, Jim
Service, Scott
'99..... Service, Scott
2000..... Bell, Rob
*Dunlop, Harry
'01..... Reith, Brian
'01-02..... Hamilton, Joey
'03..... Mercker, Kent
Serafini, Danny
'04..... *Naron, Jerry
'05-06..... Mercker, Kent
'07..... Dumatrait, Phil
'08..... Mercker, Kent
'09..... Viola, Pedro
'10..... Springer, Russ
'11..... Willis, Dontrelle

'12..... Broxton, Jonathan
'13-14..... Soto, Neftali
'15..... Lorenzen, Michael
'16..... Diaz, Dayan
'17-19..... Garrett, Amir

51

'38..... Lang, Don
39..... Outlaw, Jimmy
'50-51..... *Cuccinello, Tony
'51..... *Litwhiler, Danny
'52..... *Brucker, Earle
'53..... *Garrison, Ford
'54-57..... Fowler, Art
'57..... Podbielan, Bud
'74-75..... Carroll, Tom
'78-81..... LaCoss, Mike
'85..... Buchanan, Bob
'88-89..... Brown, Marty
'93..... Tubbs, Greg
'95..... Owens, Eric
'96..... Fordyce, Brook
'97..... Tabaka, Jeff
'98..... Bere, Jason
Priest, Eddie
'99..... Winchester, Scott
'00-2001..... Wohlers, Mark
'01..... MacRae, Scott
'03..... Austin, Jeff
'03-04..... Norton, Phil
'06..... Franklin, Ryan
'07-11..... Burton, Jared
'12..... Marshall, Sean
'13-14..... Broxton, Jonathan
'15..... Hand, Donovan
Balester, Collin
'16..... Selsky, Steve
'17..... Bonilla, Lisalberto
'18..... Crockett, Kyle
Trahan, Blake

52

'38..... Derringer, Paul
'50..... *Mancuso, Gus
'51..... *Litwhiler, Danny
'52..... *Chapman, Ben
'53..... #Mills, Buster
'54..... Powell, William
'91..... Sanford, Mo
'92..... Menendez, Tony
'93..... Luebbers, Larry
'96..... Mitchell, Keith
'97..... Winchester, Scott
2000..... Larkin, Andy
Riedling, John
'01..... Mercado, Hector
'02..... Chen, Bruce
'04..... Reith, Brian
'05..... Booker, Chris
Stone, Ricky
'06..... Williams, Dave
Yan, Esteban
Johnson, Jason
'07..... Stone, Ricky
'08-10..... Herrera, Daniel Ray
'11..... Reineke, Chad
'12-17..... Cingrani, Tony
'17..... Farrell, Luke
'18..... *Darwin, Danny
'19..... Farmer, Kyle

53

'38..... Grissom, Lee
'50-52..... *Page, Phil
'54..... Drews, Karl
Zuvernick, George
'64..... Dickson, Jim
'64..... Duren, Ryne
76-77..... Henderson, Joe
'85..... Smith, Mike
'91..... Sanders, Reggie

'93..... Wickander, Kevin
'94..... Delucia, Rich
'96..... Pugh, Tim
Moore, Marcus
'97..... Martinez, Pedro A.
'98..... Williams, Todd
2000..... Luebbers, Larry
'01-02..... Brower, Jim
'02..... Fernandez, Jared
'03..... Budzinski, Mark
'03-05..... *Whisler, Randy
'06..... Burns, Mike
'07..... Salmon, Brad
'08..... Thompson, Daryl
'09-10..... Rhodes, Arthur
'14-15..... Contreras, Carlos
'16..... Hayes, Drew
'16-19..... Peraita, Wandy

54

'38..... Schott, Gene
'54..... Minarcin, Rudy
Pearce, Jim
'65-66..... Osteen, Darrell
'84..... Browning, Tom
'89..... Leary, Tim
'91-94..... Foster, Steve
'96..... Mottola, Chad
'98..... Glauber, Keith
'00..... Clark, Brady
'01..... Selby, Bill
'01..... Fernandez, Jared
'02..... Hudson, Luke
'03..... Hamilton, Joey
'04-05..... Hudson, Luke
'06..... Abad, Andy
Ramirez, Elizardo
'07..... Ramirez, Elizardo
'08..... Cabrera, Jolbert
'10-15..... Chapman, Aroldis
'16..... Cotham, Caleb
'17..... Davis, Rookie
'19..... Gray, Sonny

55

'38..... Davis, Peaches
'68-69..... Beauchamp, Jim
'75..... Werner, Don
'89..... Roesler, Mike
'90-91..... Sutko, Glenn
'92..... Pugh, Tim
'93..... Powell, Ross
'94..... Fortugno, Tim
'97..... Timmons, Ozzie
2000-02..... *Berry, Mark
'02..... Estes, Shawn
'04-08..... *Berry, Mark
'09-11..... Hernandez, Ramon
'12-14..... Latos, Mat
'15..... Schumaker, Skip
'16-19..... Stephenson, Robert

56

'38..... Hollingsworth, Al
Walters, Bucky
'64-65..... Davidson, Ted
'80..... Householder, Paul
'82..... Lawless, Tom
'84..... Rowdon, Wade
'88..... Harris, Lenny
'89-90..... Rodriguez, Rosario
'92..... Greene, Willie
'93..... Anderson, Mike
Kaiser, Jeff
'96-97..... Sullivan, Scott
'98..... Kligenbeck, Scott
'99-2003..... Sullivan Scott
'04..... Myette, Aaron
'05-07..... Coffey, Todd
'08..... Coffey, Todd
Owings, Micah
'09-11..... Maloney, Matt
'13..... Freeman, Justin
'14-15..... *Pico, Jeff
'16..... Delabar, Steve
'16-18..... *Power, Ted
'19..... *House, J.R.

57

'38..... Vander Meer, Johnny
'78..... Spillman, Harry
'80..... Milner, Eddie
'85..... O'Neill, Paul
'88..... Snider, Van
'91..... Benavides, Freddie
'92..... Costo, Tim
'93-97..... Smiley, John
'98..... Petagine, Roberto
'99..... Greene, Rick
Guzman, Juan
2001..... Nichting, Chris
'03..... Robson, Tom
'03..... Bale, John
'04..... Clark, Jermaine
'05..... Keisler, Randy
'06..... Germano, Justin
Harris, Brendan
'07..... Santos, Victor
'08-10..... Lincoln, Mike
'11..... Horst, Jeremy
'12-18..... *Jenkins, Mack
'18..... Reyes, Jesús

58

'38..... Cascarella, Joe
'74..... Darcy, Pat
'78..... DeFreites, Art
'87..... Treadway, Jeff
'92-93..... Hernandez, Cesar
'93..... Ruffin, Johnny
'94-97..... Carrasco, Hector
'97..... Lewis, Richie
'98-2000..... Parris, Steve

'01..... Rodriguez, Frank
'02..... Almanzar, Carlos
'03..... Hall, Josh
'05-06..... *Ruhle, Vern
'07..... Lopez, Pedro
'08-09..... Ramirez, Ramon
'10..... Del Rosario, Enerio
'11..... Thompson, Daryl
'12..... Redmond, Todd
'13-14..... Christiani, Nick
'15..... Adcock, Nate
'16..... Straily, Dan
'17-19..... Castillo, Luis

59

'38..... Kleinhans, Ted
West, Dick
'84..... Toliver, Fred
'90-91..... Gross, Kip
'92..... Brown, Keith
'92-93..... Ayala, Bobby
'96..... Lyons, Curt
2000..... Glauber, Keith
'01..... Davis, Lance
'03..... Berry, Mark
'04..... Jones, Todd
'05..... Sardinha, Dane
'07..... McBeth, Marcus
'08-12..... *Lopez, Juan
'14-18..... *Long, Don
'19..... Lavarnway, Ryan

60

'38..... Moore, Whitey
'93..... Koeling, Brian
2001..... *Greenwell, Mike
Piersoll, Chris
'03-'04..... Hummel, Tim
'04..... Padilla, Juan
'06..... Schoeneweis, Scott
'08..... Rosales, Adam
'09..... Manuel, Robert
Barker, Kevin
'12-16..... Hoover, J.J.
'16..... Magill, Matt
'18..... *Kelly, Pat
'19..... *Tunnell, Lee

61

'38..... Barrett, Red
'82..... Redus, Gary
'93..... Bushing, Chris
'95..... Gibraltar, Steve
'97..... Carrara, Giovanni
2003..... Watson, Mark
'06-13..... Arroyo, Bronson
'14-15..... *Tinsley, Lee
'16..... Lopez, Raffy
Melville, Tim
'17..... Arroyo, Bronson
'18..... Quackenbush, Kevin
Guerrero, Gabriel
'19..... *Pickler, Jeff

62

'38..... Berger, Wally
'93..... Kessinger, Keith
'95..... Courtright, John
'98..... Garcia, Guillermo
2003..... Ethernott, Seth
'06..... Olmedo, Ray
'07..... Gil, Jerry
'08..... Richar, Danny
'09..... Lehr, Justin
'10-11..... Smith, Jordan
'14..... Bell, Trevor
'14-15..... Villarreal, Pedro
'16..... Morris, A.J.
'17-18..... Stephens, Jackson

63

'38..... Weaver, Jim
2003..... Stenson, Dernel
'06..... Michalak, Chris
'07..... Coats, Buck
'08..... Pettyjohn, Adam
'10-15..... LeCure, Sam
'17..... Hernandez, Ariel
'18..... Floro, Dylan
Aquino, Aristides
'19..... Mella, Keury

64

2003..... Chamblee, Jim
'06..... Kim, Sun-Woo
'07..... Shearn, Tom
'08..... Adkins, Jon
'09..... Balentien, Wladimir
'09-10..... Francisco, Juan
'14..... Corcino, Daniel
'15..... Smith, Josh
'16-18..... *Jaramillo, Tony
'19..... *Ecker, Donnie

65

'38..... #McKechnie, Bill
'95..... Grott, Matt
2003..... Randall, Scott
'07..... Hanigan, Ryan
'08..... Roenicke, Josh
'12-13..... Villarreal, Pedro
'15..... LaMarre, Ryan
'17..... Wojciechowski, Asher
'19..... *Cotham, Caleb

66

'38..... *Gowdy, Hank
2003..... Norton, Phil
'10-14..... Ondrusek, Logan
'16..... De Los Santos, Abel
'19..... Puig, Yasiel
Kuhnel, Joel

67

'38..... *Roush, Edd
'97..... Rodriguez, Felix
2003..... Sardinha, Dane
'12..... Rodriguez, Henry
'15..... Cabrera, Ramon
'16..... Kivlehan, Patrick
'17..... Chacin, Alejandro
'19..... Bowman, Matt

68

2003..... Valent, Eric
'12..... Gregorius, Didi
'16..... Adleman, Tim
'17..... M'Guire, Deck
'19..... Graterol, Juan

69

'96..... Belk, Tim

70

'98..... Larkin, Stephen
2003..... Belisle, Matt
'12..... Cingrani, Tony
'14-16..... Diaz, Jumbo

71

2003..... Cerros, Juan

72

'95..... Duncan, Mariano
'96..... Goodwin, Curtis
*Hume, Tom
'04-18..... *Stefanski, Mike

73

'16..... Smith, Josh

75

'14..... *Antigua, Nilson

77

2005..... Weber, Ben
2007..... *Narrom, Johnny

79

'86..... *Lett, Jim

81

2006-07..... Guardado, Eddie

87

'15-18..... *Hughes, Dustin

88

'14-15..... Benavides, Freddie
'18..... *Ebert, Derrin
'19..... *Valles, Rolando

89

'17..... *Pollorena, Luis
'19..... *Pérez, Cristian

90

'19..... *DeShields, Delino

91

'19..... *Duarte, Jose

92

'19..... *Irving, Nate

REDS AWARD WINNERS
BBWAA MOST VALUABLE PLAYER

Ernie Lombardi 1938	Pete Rose..... 1973
Bucky Walters..... 1939	Joe Morgan..... 1975
Frank McCormick 1940	Joe Morgan..... 1976
Frank Robinson 1961	George Foster 1977
Johnny Bench..... 1970	Barry Larkin 1995
Johnny Bench..... 1972	Joey Votto.....2010

BBWAA MANAGER OF THE YEAR

Jack McKeon1999

BBWAA ROOKIE OF THE YEAR

Frank Robinson 1956	Pat Zachry 1976
Pete Rose..... 1963	Chris Sabo..... 1988
Tommy Helms..... 1966	Scott Williamson 1999
Johnny Bench..... 1968	

SPORTING NEWS AWARDS
Manager of the Year

Bill McKechnie1940
Birdie Tebbetts 1956

Executive of the Year

Warren Giles.....1938
Gabe Paul.....1956
Bob Howsam1973
Bob Quinn.....1990
Walt Jocketty2010

Most Valuable Player

Ernie Lombardi1938
Bucky Walters.....1939
Frank McCormick1940

Player of the Year

Johnny Vander Meer...1938
Johnny Bench.....1970
Joe Morgan.....1975
Joe Morgan.....1976

NL Player of the Year

Frank Robinson1961
Pete Rose.....1968
Johnny Bench.....1970
Joe Morgan.....1975
George Foster1976
George Foster1977

Rookie of the Year

Frank Robinson 1956
Ken Hunt..... 1961
Pete Rose..... 1963
Billy McCool..... 1964
Tommy Helms..... 1966
Lee May..... 1967
Johnny Bench..... 1968
Bernie Carbo 1970
Tom Browning..... 1985

Fireman of the Year

Ted Abernathy..... 1967
Wayne Granger 1969
Wayne Granger 1970
Clay Carroll..... 1972
Rawly Eastwick..... 1976
Tome Hume 1980
John Franco..... 1988

Louisville Silver Slugger Award

1981..... George Foster, Dave Concepcion	1989..... Eric Davis, Barry Larkin	1998..... Barry Larkin
1982..... Dave Concepcion	1990..... Barry Larkin	1999..... Barry Larkin
1985..... Dave Parker	1991..... Barry Larkin	2005..... Felipe Lopez
1986..... Dave Parker	1992..... Barry Larkin	2011..... Brandon Phillips
1987..... Eric Davis	1995..... Barry Larkin	2012..... Jay Bruce
1988..... Barry Larkin	1996..... Barry Larkin	2013..... Jay Bruce

Rawlings Gold Glove Award

1957..... Roy McMillan	1976..... Geronimo, Bench, Morgan, Concepcion
1958..... Frank Robinson, Harvey Haddix, Roy McMillan	1977..... Geronimo, Bench, Morgan, Concepcion
1959..... Roy McMillan	1979..... Dave Concepcion
1961..... Vada Pinson	1987..... Eric Davis
1963..... Johnny Edwards	1988..... Eric Davis
1964..... Johnny Edwards	1989..... Eric Davis
1965..... Leo Cardenas	1994..... Barry Larkin
1968..... Johnny Bench	1995..... Barry Larkin
1969..... Pete Rose, Johnny Bench	1996..... Barry Larkin
1970..... Pete Rose, Tommy Helms, Johnny Bench	1998..... Bret Boone
1971..... Tommy Helms, Johnny Bench	1999..... Pokey Reese
1972..... Johnny Bench	2000..... Pokey Reese
1973..... Joe Morgan, Johnny Bench	2008..... Brandon Phillips
1974..... Geronimo, Bench, Morgan, Concepcion	2010..... Brandon Phillips, Bronson Arroyo, Scott Rolen
1975..... Geronimo, Bench, Morgan, Concepcion	2011..... Brandon Phillips, Joey Votto
	2013..... Brandon Phillips
	2017..... Tucker Barnhart

Miscellaneous Awards
Hank Aaron Award

Joey Votto.....2010
(Presented by the Commissioner to the best hitter in each league.)

MLB Comeback Player of the Year

Alex Johnson1968
Bobby Tolán.....1972
Ron Gant.....1995
Eric Davis1996
Ken Griffey Jr.....2005

The Hutch Award

Pete Rose..... 1968
Bobby Tolán 1972
Gary Nolan 1975
Johnny Bench..... 1981
Ron Oester 1988
Sean Casey 1999
(Presented to the player who "best exemplifies the character and fighting spirit of the late Fred Hutchinson...who overcomes any form of adversity.")

Rolaids Relief Man

Rawly Eastwick..... 1976
John Franco..... 1988
Jeff Brantley..... 1996
Jeff Shaw..... 1997

The Associated Press Manager of the Year

Fred Hutchinson1961
Sparky Anderson1972
Sparky Anderson1975
Jack McKeon1999

BBWAA Awards, Cincinnati Chapter

Most Valuable Player, Ernie Lombardi Award

1955 Wally Post, OF	1972 Johnny Bench, C	1989 Eric Davis, OF	2006 Rich Aurilia, INF
1956 Roy McMillan, SS	1973 Pete Rose, OF	1990 Barry Larkin, SS	2007 Brandon Phillips, 2B
1957 Don Hoak, 3B	1974 Joe Morgan, 2B	1991 Barry Larkin, SS	2008 Joey Votto, 1B
1958 Johnny Temple, 2B	1975 Joe Morgan, 2B	1992 Bip Roberts, INF	2009 Brandon Phillips, 2B
1959 Frank Robinson, 1B	1976 Joe Morgan, 2B	1993 Joe Oliver, C	2010 Joey Votto, 1B
1960 Eddie Kasko, 3B	1977 George Foster, OF	1994 Hal Morris, 1B	2011 Joey Votto, 1B
1961 Frank Robinson, OF	1978 Pete Rose, 3B	1995 Barry Larkin, SS	2012 Brandon Phillips, 2B
1962 Frank Robinson, OF	1979 Ray Knight, 3B	1996 Barry Larkin, SS	2013 Shin-Soo Choo, CF
1963 Jim Maloney, P	1980 Ken Griffey, OF	1997 Willie Greene, 3B	2014 Johnny Cueto, RHP
1964 Frank Robinson, OF	1981 Dave Concepcion, SS	1998 Bret Boone, 2B	2015 Joey Votto, 1B
1965 Deron Johnson, 3B	1982 Mario Soto, P	1999 Greg Vaughn, OF	2016 Joey Votto, 1B
1966 Pete Rose, 2B	1983 Mario Soto, P	2000 Danny Graves, P	2017 Joey Votto, 1B
1967 Tony Perez, 3B	1984 Dave Parker, OF	2001 Dmitri Young, OF	2018 Eugenio Suárez, 3B
1968 Pete Rose, OF	1985 Dave Parker, OF	2002 Aaron Boone, 3B	2019 Eugenio Suárez, 3B
1969 Pete Rose, OF	1986 Dave Parker, OF	2003 Jose Guillen, OF	
1970 Johnny Bench, C	1987 Eric Davis, OF	2004 Sean Casey, 1B	
1971 Lee May, 1B	1988 Danny Jackson, P	2005 Ken Griffey Jr., CF	

Outstanding Pitcher, Johnny Vander Meer Award

1969 Wayne Granger	1988 Danny Jackson	2004 Paul Wilson
1970 Jim Merritt	1989 Tom Browning	2005 Aaron Harang
1971 Don Gullett	1990 Jose Rijo	2006 Bronson Arroyo
1972 Clay Carroll	1991 Jose Rijo	2007 Aaron Harang
1973 Jack Billingham	1992 Jose Rijo	2008 Edinson Volquez
1974 Don Gullett	1993 Jose Rijo	2009 Bronson Arroyo
1975 Don Gullett	1994 Jeff Brantley	2010 Bronson Arroyo
1978 Doug Bair	1995 Pete Schourek	2011 Johnny Cueto
1979 Tom Hume	1996 Jeff Brantley	2012 Johnny Cueto
1980 Mario Soto	1997 Jeff Shaw	2013 Mat Latos
1981 Tom Seaver	1998 Pete Harnisch	2014 Johnny Cueto
1982 Mario Soto	1999 Pete Harnisch	2015 Aroldis Chapman
1983 Mario Soto	2000 Danny Graves	2016 Dan Straily
1984 Mario Soto	2001 Scott Sullivan	2017 Raisel Iglesias
1985 Tom Browning	2002 Jimmy Haynes	2018 Jared Hughes
1986 John Franco	2003 Chris Reitsma	2019 Sonny Gray
1987 John Franco		

Joe Nuxhall Good Guy Award

1991 Todd Benzinger	2006 Bronson Arroyo
1992 Jose Rijo	2007 Scott Hatteberg
1993 Tim Belcher	2008 Aaron Harang
1994 Kevin Mitchell	2009 Bronson Arroyo
1995 Bret Boone	2010 Scott Rolan
1996 Jeff Brantley	2011 Bronson Arroyo
1997 Joe Oliver	2012 Bronson Arroyo
1998 Eddie Taubensee	2013 Jay Bruce
1999 Sean Casey	2014 Brayan Pena
2000 Steve Parris	2015 Todd Frazier
2001 Dmitri Young	2016 Tucker Barnhart
2002 Jose Rijo	2017 Eugenio Suárez
2003 Austin Kearns	2018 Jared Hughes
2004 Sean Casey	2019 Tucker Barnhart
2005 Ken Griffey Jr.	

Sporting News All-Star Teams

1938.....Johnny Vander Meer	1970..... Tony Perez, Bobby Tolan, Johnny Bench, Jim Merritt	1986..... Dave Parker
1939..... Bucky Walters		1987..... Eric Davis
1940..... Frank McCormick, Bucky Walters, Paul Derringer	1971..... Lee May	1988..... Barry Larkin, Danny Jackson
1947..... Ewell Blackwell	1972..... Joe Morgan, Johnny Bench	1989..... Eric Davis
1954..... Ted Kluszewski	1973..... Tony Perez, Pete Rose, Johnny Bench	1990..... Barry Larkin
1955..... Ted Kluszewski	1974..... Joe Morgan, Don Gullett, Dave Concepcion, Johnny Bench	1991..... Barry Larkin, Jose Rijo
1956..... Ted Kluszewski	1975..... Joe Morgan, Johnny Bench	1992..... Barry Larkin
1961..... Frank Robinson, Joey Jay	1976..... Joe Morgan, Ken Griffey, Dave Concepcion, George Foster	1993..... Barry Larkin
1962..... Frank Robinson, Bob Purkey	1977..... Joe Morgan, George Foster	1994..... Barry Larkin
1963..... John Edwards	1978..... Pete Rose, George Foster	1995..... Barry Larkin, Reggie Sanders, Pete Schourek
1965..... Pete Rose, Deron Johnson	1981..... Dave Concepcion, George Foster	1996..... Barry Larkin
1966..... Pete Rose	1985..... Dave Parker	1999..... Barry Larkin
1968..... Tommy Helms, Pete Rose, Johnny Bench		2005..... Ken Griffey Jr., Felipe Lopez
1969..... Johnny Bench		2010..... Joey Votto
		2011..... Brandon Phillips

POWEL CROSLY JR. AWARD

The Powel Crosley Jr. Award honors individuals who have exemplified the Crosley spirit of dedication and devotion to the ongoing success of the Cincinnati Reds during extended careers of service to and achievement with the club. The contributions of these individuals have been vital to the Reds organization sustaining its position of prominence and respect in the game of baseball and the community.

2008 RECIPIENTS

Sheldon "Chief" Bender (1967-2005)
Gene Bennett (1957-2010)
Bernie Stowe (1947-2016)

2010 RECIPIENTS

Louis & Louise Nippert (1966-2012)

2014 RECIPIENT

Chuck Harmon (1954-present)

Major League All-Star Selections

- | | | |
|--|--|--|
| <p>1933 Chick Hafey
 1934 No Reds Selected
 1935 Paul Derringer
 1936 Ernie Lombardi, Lew Riggs
 1937 Ernie Lombardi, Lee Grissom
 1938 Ernie Lombardi, Paul Derringer, Ival Goodman, Frank McCormick, Johnny Vander Meer
 1939 Ernie Lombardi, Paul Derringer, Paul Derringer, Lonny Frey, Ival Goodman, Frank McCormick, Bucky Walters, Johnny Vander Meer
 1940 Ernie Lombardi, Paul Derringer, Frank McCormick, Bucky Walters
 1941 Paul Derringer, Lonny Frey, Bucky Walters, Frank McCormick
 1942 Paul Derringer, Frank McCormick, Ray Starr, Johnny Vander Meer, Bucky Walters
 1943 Lonny Frey, Eddie Miller, Frank McCormick, Johnny Vander Meer
 1944 Frank McCormick, Ray Mueller, Bucky Walters, Eddie Miller
 1945 Frank McCormick
 1946 Ewell Blackwell, Ray Lamanno, Eddie Miller
 1947 Ewell Blackwell, Bert Haas, Eddie Miller
 1948 Ewell Blackwell
 1949 Ewell Blackwell, Walker Cooper
 1950 Ewell Blackwell, Johnny Wyrostek
 1951 Ewell Blackwell, Johnny Wyrostek
 1952 Grady Hatton
 1953 Gus Bell, Ted Kluszewski
 1954 Gus Bell, Ted Kluszewski
 1955 Smoky Burgess, Joe Nuxhall, Ted Kluszewski
 1956 Ed Bailey, Gus Bell, Ted Kluszewski, Roy McMillan, Brooks Lawrence, Joe Nuxhall, Frank Robinson, Johnny Temple
 1957 Ed Bailey, Gus Bell, Don Hoak, Roy McMillan, Frank Robinson, Johnny Temple
 1958 George Crowe, Bob Purkey</p> | <p>1959 Vada Pinson, Frank Robinson, Johnny Temple
 1960 Ed Bailey, Bill Henry, Vada Pinson
 1961 Joey Jay, Eddie Kasko, Bob Purkey, Frank Robinson
 1962 Bob Purkey, Frank Robinson
 1963 John Edwards, Jim O'Toole
 1964 Leo Cardenas, John Edwards
 1965 Leo Cardenas, John Edwards, Sam Ellis, Jim Maloney, Frank Robinson, Pete Rose
 1966 Leo Cardenas, Billy McCool
 1967 Tommy Helms, Tony Perez, Pete Rose
 1968 Johnny Bench, Leo Cardenas, Tommy Helms, Tony Perez, Pete Rose
 1969 Johnny Bench, Lee May, Tony Perez, Pete Rose
 1970 Johnny Bench, Jim Merritt, Tony Perez, Pete Rose, Wayne Simpson
 1971 Johnny Bench, Clay Carroll, Lee May, Pete Rose
 1972 Johnny Bench, Clay Carroll, Gary Nolan, Joe Morgan
 1973 Johnny Bench, Jack Billingham, Dave Concepcion, Joe Morgan, Pete Rose
 1974 Johnny Bench, Joe Morgan, Tony Perez, Pete Rose
 1975 Johnny Bench, Dave Concepcion, Joe Morgan, Tony Perez, Pete Rose
 1976 Johnny Bench, Dave Concepcion, George Foster, Ken Griffey, Joe Morgan, Tony Perez, Pete Rose
 1977 Johnny Bench, Tom Seaver, Dave Concepcion, George Foster, Ken Griffey, Joe Morgan, Pete Rose
 1978 Johnny Bench, Dave Concepcion, George Foster, Joe Morgan, Pete Rose, Tom Seaver</p> | <p>1979 Johnny Bench, Dave Concepcion, George Foster, Mike LaCoss, Joe Morgan
 1980 Johnny Bench, Dave Concepcion, Ken Griffey, Ray Knight
 1981 Dave Concepcion, George Foster, Tom Seaver
 1982 Dave Concepcion, Tom Hume, Mario Soto
 1983 Johnny Bench, Mario Soto
 1984 Mario Soto
 1985 Dave Parker, Pete Rose
 1986 John Franco, Dave Parker
 1987 Eric Davis, Bo Diaz, John Franco
 1988 Danny Jackson, Barry Larkin, Chris Sabo
 1989 Eric Davis, John Franco, Barry Larkin
 1990 Jack Armstrong, Rob Dibble, Barry Larkin, Randy Myers, Chris Sabo
 1991 Tom Browning, Rob Dibble, Barry Larkin, Paul O'Neill, Chris Sabo
 1992 Bip Roberts, Norm Charlton
 1993 Roberto Kelly, Barry Larkin
 1994 Barry Larkin, Jose Rijo
 1995 Ron Gant, Barry Larkin, Reggie Sanders, John Smiley
 1996 Barry Larkin
 1997 Barry Larkin
 1998 Bret Boone, Jeff Shaw*
 1999 Barry Larkin, Sean Casey, Scott Williamson
 2000 Ken Griffey Jr., Danny Graves, Barry Larkin
 2001 Sean Casey
 2002 Adam Dunn
 2003 Aaron Boone
 2004 Ken Griffey Jr., Danny Graves, Barry Larkin, Sean Casey
 2005 Felipe Lopez
 2006 Bronson Arroyo
 2007 Ken Griffey Jr.
 2008 Edinson Volquez
 2009 Francisco Cordero
 2010 Brandon Phillips, Scott Rolen, Arthur Rhodes, Joey Votto
 2011 Jay Bruce, Brandon Phillips, Scott Rolen, Joey Votto
 2012 Jay Bruce, Aroldis Chapman, Joey Votto
 2013 Joey Votto, Brandon Phillips, Aroldis Chapman
 2014 Todd Frazier, Devin Mesoraco, Aroldis Chapman, Johnny Cueto, Alfredo Simon
 2015 Todd Frazier, Aroldis Chapman
 2016 Jay Bruce, Adam Duvall
 2017 Zack Cozart, Joey Votto
 2018 Joey Votto, Scooter Gennett, Eugenio Suárez
 2019 Luis Castillo, Sonny Gray</p> |
|--|--|--|

REDS' ALL-STAR GAME COACHES & MANAGERS

Sparky Anderson ...	*1971, *1973, 1974, *1976, *1977
Dave Bristol	1968, 1969
Charley Dressen	1935, 1937
Fred Hutchinson	1960, *1962/g2, 1964
Bill McKechnie	1938, *1940, *1941, 1942, 1946
Jack McKeon	1999
John McNamara	1980, 1982
Jerry Narron	2006
Lou Piniella	*1991
Bryan Price	2015
Dick Sisler	1965
Birdie Tebbetts	1956
Bucky Walters	1949

* Managed National League All-Star team

* Jeff Shaw was selected as a Red but was traded to the Dodgers prior to the 1998 ASG.

NL ROOKIE OF THE MONTH

2001	*Adam Dunn, August
2002	Austin Kearns, May
2007	Josh Hamilton, April
2008	Joey Votto, September
2012	Todd Frazier, August
2014	Billy Hamilton, June
2019	Aristides Aquino, August

* Co-Player with Hou's Roy Oswalt

NL PLAYER/PITCHER OF THE MONTH

1961	Frank Robinson, July
	Joey Jay, May
	Jim O'Toole, September
1962	Bob Purkey, May
1964	Frank Robinson, August
1965	Pete Rose, July
1966	Pete Rose, August
1968	Pete Rose, July
1973	Pete Rose, July
1974	Don Gullett, July
1975	Joe Morgan, April
	Joe Morgan, June
	Tony Perez, August
1976	George Foster, May
	George Foster, July
	Joe Morgan, August
1977	George Foster, June
	George Foster, August
	Tom Seaver, August
1978	Pete Rose, July
1979	George Foster, April
1981	Dave Concepcion, April
	Tom Seaver, September
1983	Joe Price, July
1985	Dave Parker, May
1986	Eric Davis, July
	Bill Gullickson, August
1987	Eric Davis, April
	Eric Davis, May
	Bo Diaz, July
1988	John Franco, July
	Eric Davis, August
	Danny Jackson, August
1989	Tom Browning, August
1990	Jack Armstrong, May
1991	Barry Larkin, June
	Rob Dibble, June
1992	Jose Rijo, September
1997	Kent Mercker, June
	Jeff Shaw, September
1999	Denny Neagle, September
	Greg Vaughn, September
2005	Adam Dunn, July
2011	Jay Bruce, May
2018	Scouter Gennett, May
2019	Luis Castillo, March/April
	Aristides Aquino, August
	Eugenio Suárez, September

NL Player/Pitcher of the Week

Year	Player	Week Ending	1994	Kevin Mitchell	6/5
1973	Fred Norman	6/24		Hal Morris	7/10
	Joe Morgan	8/26	1995	Reggie Sanders	6/5
1974	Johnny Bench	7/14	1996	Kevin Mitchell	9/1
1975	Don Gullett	4/13	1997	Barry Larkin	6/1
	Joe Morgan	6/29	1998	Barry Larkin	7/12
	Tony Perez	8/31		Bret Boone	8/30
1976	Johnny Bench	5/2	1999	Aaron Boone	9/12
1977	Dan Driessen	5/1	2000	Dante Bichette	5/29
	George Foster	5/30		Alex Ochoa	9/17
	Dave Concepcion	8/28	2001	Chris Reitsma (4)	4/9
	George Foster	9/25	2002	Adam Dunn	5/12
1978	Pete Rose	5/7	2003	Aaron Boone	5/11
	Tom Seaver	6/18		Aaron Boone	6/15
	Doug Bair	7/23	2004	Wily Mo Pena	7/18
	Pete Rose	7/30	2005	Felipe Lopez	8/21
1979	Dave Concepcion	5/13	2006	Brandon Phillips	4/23
	Tom Seaver	7/1		Edwin Encarnacion	8/13
	Dave Collins	8/26	2007	Alex Gonzalez (5)	4/23
1980	Dave Collins	4/23		Ken Griffey Jr.	5/7
	Tom Hume	8/17		Adam Dunn	6/11
	George Foster	8/31	2008	Bronson Arroyo	8/31
1981	Dave Collins	4/19	2009	Joey Votto	9/27
	Pete Rose	8/16		Homer Bailey	10/4
1982	Dan Driessen	6/6	2010	Jay Bruce	10/3
1983	Johnny Bench	4/10	2011	Jay Bruce	5/29
1984	Eddie Milner	4/8		Joey Votto	7/31
	Duane Walker	4/29		Jay Bruce	8/14
1985	Dave Parker	5/5	2012	Jay Bruce	4/29
	Dave Parker	5/19		Mat Latos	7/1
	John Franco	8/25		Drew Stubbs (6)	7/29
	Tom Browning	9/29		Jay Bruce (7)	9/9
1986	Buddy Bell (1)	8/17		Homer Bailey	9/30
	Dave Parker (2)	9/7	2013	Joey Votto	5/19
	Tony Perez	10/5		Homer Bailey (8)	7/7
1987	Eric Davis	5/3	2014	Aroldis Chapman (9)	7/13
	Bo Diaz	7/5		Johnny Cueto	8/10
	Eric Davis	8/2	2015	Todd Frazier	5/31
1988	Kal Daniels	4/10	2017	Scouter Gennett	6/12
	Billy Hatcher	5/22		Joey Votto	7/2
	Tom Browning	6/12	2018	Joey Votto	4/29
	Chris Sabo	6/19		Scouter Gennett	5/13
	John Franco	7/31		Scouter Gennett	5/27
	Eric Davis	8/21	2019	Aristides Aquino	8/11
	Danny Jackson	9/4			
	Tom Browning	9/18			
1989	Jose Rijo	5/21			
	Chris Sabo	5/28			
	Eric Davis	6/4			
	Luis Quinones	9/3			
1990	Barry Larkin	4/22			
	Eric Davis	6/24			
	Hal Morris	7/8			
	Randy Myers	7/15			
	Bill Doran	9/16			
	Jose Rijo	9/23			
1991	Hal Morris	5/12			
	Barry Larkin	6/30			
	Mariano Duncan (3)	9/15			
1992	Joe Oliver	8/16			
	Bip Roberts	9/27			
1993	Kevin Mitchell	5/16			

- (1) Co-Player with SD's John Kruk
- (2) Co-Player with SF's Mike Krukow
- (3) Co-Player with Atl's Steve Avery
- (4) Co-Player with LA's Gary Sheffield
- (5) Co-Player with Phi's Chase Utley
- (6) Co-Player with Mil's Carlos Gomez
- (7) Co-Player with Mia's Ricky Nolasco
- (8) Co-Player with Atl's Brian McCann
- (9) Co-Player with Pit's Andrew McCutchen

REDS HOME OPENING DAY RESULTS

Date	Opponent	W-L	Score	Winning Pitcher	Losing Pitcher	Record
4-25-1876	St. Louis	W	2-1	Cherokee Fisher	George Bradley	1-0
5-14-77+	Louisville	L	6-24	Jim Devlin	Bobby Matthews	1-1
5-1-78	Milwaukee	W	6-4	Will White	Sam Weaver	2-1
5-1-79	Troy	W	7-5	Will White	George Bradley	3-1
5-1-80	Chicago	L	3-4	Larry Corcoran	Will White	3-2
Cincinnati not a member of National League from 1881-1889						
4-19-90	Chicago	L	4-5	Bill Hutchinson	Jesse Duryea	3-3
4-22-91	Cleveland	L	3-6	Cy Young	Tony Mullane	3-4
4-12-92	Pittsburgh	L	5-7	Mark Baldwin	Tony Mullane	3-5
4-27-93	Chicago	W	10-1	Tony Mullane	Wee Willie McGill	4-5
4-20-94	Chicago	W	10-6	Tom Parrott	Bill Hutchinson	5-5
4-18-95	Cleveland	W	10-8	Frank Dwyer	Mike Sullivan	6-5
4-16-96	Pittsburgh	L	1-9	Pink Hawley	Billy Rhines	6-6
4-22-97	Chicago	W	8-7	Billy Rhines	Clark Griffith	7-6
4-15-98	Cleveland	W	3-2	Ted Breitenstein	Cy Young	8-6
4-15-99	Pittsburgh	L	2-5	Jesse Tannehill	Pink Hawley	8-7
4-19-1900	Chicago	L	10-13	Jock Menefee	Ed Scott	8-8
4-20-01	Pittsburgh	L	2-4	Sam Leever	Noodles Hahn	8-9
4-17-02	Chicago	L	1-6	Jack Taylor	Len Swormstedt	8-10
4-16-03	Pittsburgh	L	1-7	Deacon Phillippe	Jack Harper	8-11
4-14-04	Chicago	W	3-2	Jack Sutthoff	Jake Weimer	9-11
4-14-05	Pittsburgh	L	4-9	Pat Flaherty	Jack Harper	9-12
4-12-06	Chicago	L	2-7	Carl Lundgren	Orval Overall	9-13
4-11-07	Pittsburgh	W	4-3	Bob Ewing	Lefty Leifield	10-13
4-14-08	Chicago	L	5-6	Orval Overall	Bill Campbell	10-14
4-14-09	Pittsburgh	L	0-3	Howard Camnitz	Art Fromme	10-15
4-14-10	Chicago	W	1-0	Fred Beebe	Orval Overall	11-15
4-12-11	Pittsburgh	L	0-14	Babe Adams	Art Fromme	11-16
4-11-12*	Chicago	W	10-6	Bert Humphries	King Cole	12-16
4-12-13	Pittsburgh	L	2-9	Babe Adams	Art Fromme	12-17
4-14-14	Chicago	W	10-1	Rube Benton	Larry Cheney	13-17
4-14-15	Pittsburgh	L	2-9	George McQuillan	Leon Ames	13-18
4-12-16	Chicago	L	1-7	George McConnell	Fred Toney	13-19
4-11-17	St. Louis	W	3-1	Pete Schneider	Lee Meadows	14-19
4-16-18	Pittsburgh	W	2-0	Pete Schneider	Wilbur Cooper	15-19
4-23-19	St. Louis	W	6-2	Dolf Luque	Bill Sherdel	16-19
4-14-20	Chicago	W	7-3	Dutch Ruether	Grover Alexander	17-19
4-13-21	Pittsburgh	W	5-3	Dolf Luque	Babe Adams	18-19
4-12-22	Chicago	L	3-7	Grover Alexander	Eppa Rixey	18-20
4-17-23	St. Louis	W	3-2 (11)	Pete Donohue	Lester Sell	19-20
4-15-24	Pittsburgh	W	6-5	Tom Sheehan	Lee Meadows	20-20
4-14-25	St. Louis	W	4-0	Pete Donohue	Jesse Haines	21-20
4-13-26	Chicago	W	7-6 (10)	Jakie May	Sheriff Blake	22-20
4-12-27	Pittsburgh	L	1-2	Ray Kremer	Pete Donohue	22-21
4-11-28	Chicago	W	5-1	Dolf Luque	Charlie Root	23-21
4-16-29	St. Louis	L	2-5	Grover Alexander	Red Lucas	23-22
4-15-30	Pittsburgh	L	6-7	Steve Swetonic	Red Lucas	23-23
4-14-31	St. Louis	L	3-7	Flint Rhem	Larry Benton	23-24
4-12-32	Chicago	W	5-4	Larry Benton	Guy Bush	24-24
4-12-33	Pittsburgh	L	1-4	Bill Swift	Si Johnson	24-25
4-17-34	Chicago	L	0-6	Lon Warneke	Si Johnson	24-26
4-16-35	Pittsburgh	L	6-12	Waite Hoyt	Tony Freitas	24-27
4-14-36	Pittsburgh	L	6-8	Waite Hoyt	Paul Derringer	24-28
4-20-37	St. Louis	L	0-2 (10)	Dizzy Dean	Peaches Davis	24-29
4-19-38	Chicago	L	7-8	Charlie Root	Peaches Davis	24-30
4-17-39	Pittsburgh	L	5-7	Cy Blanton	Bucky Walters	24-31
4-16-40	Chicago	W	2-1	Paul Derringer	Bill Lee	25-31
4-15-41	St. Louis	L	3-7	Lon Warneke	Paul Derringer	25-32
4-14-42	Pittsburgh	L	2-4	Max Butcher	Bucky Walters	25-33
4-21-43	St. Louis	W	1-0 (11)	J. Vander Meer	Mort Cooper	26-33
4-18-44	Chicago	L	0-3	Hank Wyse	Bucky Walters	26-34
4-17-45	Pittsburgh	W	7-6 (11)	Hod Lisenbee	Rip Sewell	27-34
4-16-46	Chicago	L	3-4	Ray Prim	Ed Heusser	27-35
4-15-47	St. Louis	W	3-1	Ewell Blackwell	Howie Pollet	28-35
4-19-48	Pittsburgh	W	4-1	Ewell Blackwell	Hal Gregg	29-35
4-19-49	St. Louis	W	3-1	Ken Raffensberger	Harry Brecheen	30-35
4-18-50	Chicago	L	6-9	John Schmitz	K. Raffensberger	30-36
4-16-51	Pittsburgh	L	3-4	Cliff Chambers	Ewell Blackwell	30-37
4-15-52	Chicago	L	5-6 (10)	Joe Hatten	Frank Hiller	30-38
4-13-53	Milwaukee	L	0-2	Max Surkont	Bud Podbielan	30-39

Date	Opponent	W-L	Score	Winning Pitcher	Losing Pitcher	Record
4-13-54	Milwaukee	W	9-8	Joe Nuxhall	Chet Nichols	31-39
4-11-55	Chicago	L	5-7	Sam Jones	Art Fowler	31-40
4-17-56	St. Louis	L	2-4	Wilmer Mizell	Joe Nuxhall	31-41
4-16-57	St. Louis	L	4-13	Herm Wehmeier	John Klippstein	31-42
4-15-58	Philadelphia	L	4-5	Ray Semproch	Bill Wight	31-43
4-9-59	Pittsburgh	W	4-1	Bob Purkey	Ronnie Kline	32-43
4-12-60	Philadelphia	W	9-4	Brooks Lawrence	Robin Roberts	33-43
4-11-61	Chicago	W	7-1	Jim O'Toole	Glen Hobbie	34-43
4-9-62	Philadelphia	L	4-12	Art Mahaffey	Joey Jay	34-44
4-8-63	Pittsburgh	W	5-2	Jim O'Toole	Earl Francis	35-44
4-13-64	Houston	L	3-6	Ken Johnson	Jim Maloney	35-45
4-12-65	Milwaukee	L	2-4	Tony Cloninger	Jim O'Toole	35-46
4-22-66#	Philadelphia	L	7-9	Darold Knowles	Don Nottebart	35-47
4-10-67	Los Angeles	W	6-1	Jim Maloney	Bob Miller	36-47
4-10-68	Chicago	W	9-4	Milt Pappas	Joe Niekro	37-47
4-7-69	Los Angeles	L	2-3	Don Drysdale	Gary Nolan	37-48
4-6-70	Montreal	W	5-1	Jim Merritt	Joe Sparna	38-48
4-5-71	Atlanta	L	4-7	Cecil Upshaw	Wayne Granger	38-49
4-15-72	Los Angeles	L	1-3	Don Sutton	Jack Billingham	38-50
4-5-73	San Francisco	L	1-4	Juan Marichal	Don Gullett	38-51
4-4-74	Atlanta	W	7-6 (11)	Clay Carroll	Buzz Capra	39-51
4-7-75	Los Angeles	W	2-1 (14)	Pat Darcy	Charlie Hough	40-51
4-8-76	Houston	W	11-5	Gary Nolan	J.R. Richard	41-51
4-6-77	San Diego	W	5-3	Woodie Fryman	Randy Jones	42-51
4-6-78	Houston	W	11-9	Pedro Borbon	J.R. Richard	43-51
4-4-79	San Francisco	L	5-11	Vida Blue	Tom Seaver	43-52
4-9-80	Atlanta	W	9-0	Frank Pastore	Phil Niekro	44-52
4-8-81	Philadelphia	W	3-2	Tom Hume	Sparky Lyle	45-52
4-5-82	Chicago	L	2-3 (8)	Doug Bird	Mario Soto	45-53
4-4-83	Atlanta	W	5-4	Mario Soto	Steve Bedrosian	46-53
4-2-84	New York	W	8-1	Mario Soto	Mike Torrez	47-53
4-8-85	Montreal	W	4-1	Mario Soto	Steve Rogers	48-53
4-7-86	Philadelphia	W	7-4	Mario Soto	Steve Carlton	49-53
4-6-87	Montreal	W	11-5	Bill Landrum	Floyd Youmans	50-53
4-4-88	St. Louis	W	5-4 (12)	Pat Perry	Bob Forsch	51-53
4-3-89	Los Angeles	W	6-4	Danny Jackson	Tim Lincecum	52-53
4-17-90@	San Diego	W	2-1	Tom Browning	Andy Benes	53-53
4-8-91	Houston	W	6-2	Tom Browning	Mike Scott	54-53
4-6-92	San Diego	L	3-4	Jose Melendez	Jose Rijo	54-54
4-5-93	Montreal	W	2-1	Jose Rijo	Dennis Martinez	55-54
4-3-94	St. Louis	L	4-6	Bob Tewksbury	Jose Rijo	55-55
4-26-95	Chicago	L	1-7	Jim Bullinger	Jose Rijo	55-56
4-2-96*	Montreal	W	4-1	Pete Schourek	Jeff Fassero	56-56
4-1-97	Colorado	W	11-4	John Smiley	Kevin Ritz	57-56
3-31-98	San Diego	L	2-10	Kevin Brown	Mike Remlinger	57-57
4-5-99	San Francisco	L	8-11	Allen Embree	John Hudek	57-58
4-3-2000	Milwaukee	T	3-3 (5-1)	(Scott Sullivan)	(Steve Woodard)	57-58-1
4-2-01	Atlanta	L	4-10	Marc Valdes	Dennys Reyes	57-59-1
4-1-02	Chicago	W	5-4	Danny Graves	Jeff Fassero	58-59-1
3-31-03%	Pittsburgh	L	1-10	Kris Benson	Jimmy Haynes	58-60-1
4-5-04	Chicago	L	4-7	Kerry Wood	Cory Lidle	58-61-1
4-4-05	New York	W	7-6	Danny Graves	Braden Looper	59-61-1
4-3-06	Chicago	L	7-16	Will Ohman	Aaron Harang	59-62-1
4-2-07	Chicago	W	5-1	Aaron Harang	Carlos Zambrano	60-62-1
3-31-08	Arizona	L	2-4	Brandon Webb	Aaron Harang	60-63-1
4-6-09	New York	L	1-2	Johan Santana	Aaron Harang	60-64-1
4-5-10	St. Louis	L	6-11	Chris Carpenter	Aaron Harang	60-65-1
3-31-11	Milwaukee	W	7-6	Logan Ondrusek	John Axford	61-65-1
4-5-12	Miami	W	4-0	Johnny Cueto	Mark Buehrle	62-65-1
4-1-13	Los Angeles (AL)	L	1-3 (13)	Mark Lowe	J.J. Hoover	62-66-1
3-31-14	St. Louis	L	0-1	Adam Wainwright	Johnny Cueto	62-67-1
4-6-15	Pittsburgh	W	5-2	Jumbo Diaz	Tony Watson	63-67-1
4-4-16	Philadelphia	W	6-2	Ross Ohlendorf	David Hernandez	64-67-1
4-3-17	Philadelphia	L	3-4	Jeremy Hellickson	Scott Feldman	64-68-1
3-30-18**	Washington	L	0-2	Max Scherzer	Homer Bailey	64-69-1
3-28-19	Pittsburgh	W	5-3	Zach Duke	Jameson Taillon	65-69-1

+Home opener. Original Opening Day game vs Louisville (May 3) rained out. Reds opened on the road at Louisville, May 10, and won, 15-9. *First game played at Redland Field (later Crosley Field); #Home opener. Original Opening series vs New York Mets (Apr. 11-12-13) rained out. Reds opened on the road at Philadelphia, Apr. 15, and lost, 4-3; @Home opener. Reds opened on road (because of labor dispute) at Houston, April 9, and won, 8-4; ^Opening Day postponed on 4/1 due to the death of home plate umpire John McSherry. %First game played at Great American Ball Park. **Rained out on 3/29.

REDS OPENING DAY STARTING LINEUPS SINCE 1900
1900

Barrett.....RF
 Corcoran.....SS
 McBride.....CF
 E. Smith.....LF
 Beckley.....1B
 Steinfeldt.....2B
 Irwin.....3B
 Peitz.....C
 B. Phillips.....P

1905

Huggins.....2B
 Dolan.....1B
 Seymour.....CF
 Sebring.....RF
 Odwell.....LF
 Steinfeldt.....3B
 Corcoran.....SS
 Schlei.....C
 J. Harper.....P

1910

Bescher.....LF
 Lobert.....3B
 Hoblitzell.....1B
 M. Mitchell.....CF
 Egan.....2B
 McCabe.....RF
 Downey.....SS
 T. Clarke.....C
 Beebe.....P

1915

Leach.....CF
 Herzog.....SS
 Killefer.....LF
 T. Griffith.....RF
 Groh.....3B
 Olson.....2B
 Mollwitz.....1B
 Dobin.....C
 Ames.....P

1920

Rath.....2B
 Daubert.....1B
 Groh.....3B
 Roush.....CF
 P. Duncan.....LF
 Kopf.....SS
 Neale.....RF
 Wingo.....C
 Ruether.....P

1925

Critz.....2B
 Pinelli.....3B
 Roush.....CF
 Bressler.....1B
 C. Walker.....RF
 Zitzmann.....LF
 Caveney.....SS
 Hargrave.....C
 Donohue.....P

1901

Dobbs.....CF
 Harley.....LF
 Beckley.....1B
 Crawford.....RF
 Magoon.....2B
 Irwin.....3B
 Corcoran.....SS
 Peitz.....C
 Hahn.....P

1906

Huggins.....2B
 Barry.....LF
 Carr.....1B
 Seymour.....CF
 Delahanty.....3B
 Corcoran.....SS
 Odwell.....RF
 Schlei.....C
 Overall.....P

1911

Huggins.....2B
 Bates.....CF
 Hoblitzell.....1B
 M. Mitchell.....RF
 Grant.....3B
 Altizer.....SS
 Downey.....LF
 McLean.....C
 McQuillan.....P

1916

Killefer.....CF
 Herzog.....SS
 K. Williams.....LF
 T. Griffith.....RF
 Groh.....3B
 Louden.....2B
 Mollwitz.....1B
 Wingo.....C
 Toney.....P

1921

Paskert.....RF
 Daubert.....1B
 Bohne.....3B
 P. Duncan.....LF
 See.....CF
 Fonseca.....2B
 Crane.....SS
 Wingo.....C
 Luque.....P

1926

Bohne.....SS
 Pinelli.....3B
 Roush.....CF
 Bressler.....LF
 Pipp.....1B
 C. Walker.....RF
 Critz.....2B
 Picinich.....C
 Donohue.....P

1902

Hoy.....CF
 Dobbs.....LF
 Beckley.....1B
 Crawford.....RF
 Beck.....2B
 Corcoran.....SS
 Steinfeldt.....3B
 Bergen.....C
 Swormstedt.....P

1907

Huggins.....2B
 L. Davis.....CF
 Kane.....3B
 Ganzel.....1B
 Krueger.....LF
 M. Mitchell.....RF
 Mowrey.....SS
 Schlei.....C
 Ewing.....P

1912

Bescher.....LF
 J. Bates.....CF
 Hoblitzell.....1B
 Marsans.....RF
 Egan.....2B
 Phelan.....3B
 Esmond.....SS
 McLean.....C
 F. E. Smith.....P

1917

Cueto.....LF
 McKechnie.....3B
 Groh.....2B
 Chase.....1B
 Roush.....CF
 Neal.....RF
 Kopf.....SS
 Wingo.....C
 C. Mitchell.....P

1922

G. Burns.....CF
 Neale.....RF
 P. Duncan.....LF
 Bohne.....2B
 Daubert.....1B
 Caveney.....SS
 Pinelli.....3B
 Wingo.....C
 Rixey.....P

1927

Christenson.....CF
 Dressen.....3B
 C. Walker.....RF
 Bressler.....LF
 G. Kelly.....1B
 Hargrave.....C
 Ford.....SS
 Pittenger.....2B
 Donohue.....P

1903

Kelly.....LF
 Seymour.....CF
 Donlin.....RF
 Beckley.....1B
 Morrissey.....2B
 Corcoran.....SS
 Steinfeldt.....3B
 Peitz.....C
 Sutthoff.....P

1908

Huggins.....2B
 Lobert.....LF
 M. Mitchell.....RF
 Ganzel.....1B
 Schlei.....C
 Mowrey.....3B
 Paskert.....CF
 Ruiswitt.....SS
 Ewing.....P

1913

Bescher.....LF
 J. Bates.....CF
 Tinker.....SS
 Hoblitzell.....1B
 Marsans.....RF
 Egan.....2B
 Grant.....3B
 T. Clarke.....C
 Fromme.....P

1918

Groh.....3B
 L. Magee.....2B
 Roush.....CF
 Chase.....1B
 T. Griffith.....RF
 S. Magee.....LF
 Blackburne.....SS
 N. Allen.....C
 Schneider.....P

1923

G. Burns.....CF
 G. Harper.....RF
 P. Duncan.....LF
 Fonseca.....1B
 Bohne.....2B
 Pinelli.....3B
 Caveney.....SS
 Wingo.....C
 Donohue.....P

1928

Dressen.....3B
 E. Allen.....CF
 Purdy.....LF
 G. Kelly.....1B
 C. Walker.....RF
 C. Walker.....RF
 Critz.....2B
 Ford.....SS
 Hargrave.....C
 Luque.....P

1904

Woodruff.....2B
 Seymour.....CF
 Donlin.....LF
 Dolan.....RF
 Kelly.....1B
 Steinfeldt.....3B
 Corcoran.....SS
 Peitz.....C
 Sutthoff.....P

1909

Huggins.....2B
 Oakes.....CF
 Paskert.....LF
 Lobert.....3B
 M. Mitchell.....RF
 Mowrey.....SS
 Hoblitzell.....1B
 McLean.....C
 Fromme.....P

1914

Moran.....RF
 Groh.....2B
 J. Bates.....CF
 Marsans.....LF
 Hoblitzell.....1B
 Niehoff.....3B
 Herzog.....SS
 T. Clarke.....C
 G. Johnson.....P

1919

Rath.....2B
 Neale.....RF
 Groh.....3B
 Roush.....CF
 S. Magee.....LF
 Daubert.....1B
 Kopf.....SS
 N. Allen.....C
 R. Fisher.....P

1924

G. Burns.....RF
 Daubert.....1B
 Roush.....CF
 P. Duncan.....LF
 Hargrave.....C
 Bohne.....2B
 Pinelli.....3B
 Caveney.....SS
 Donohue.....P

1929

Critz.....2B
 Purdy.....LF
 G. Kelly.....1B
 C. Walker.....RF
 E. Allen.....CF
 Pittenger.....3B
 Ford.....SS
 Sukeforth.....C
 Lucas.....P

1930
 Critz2B
 CallaghanCF
 MeuselLF
 HeilmannRF
 G. Kelly1B
 Cuccinello3B
 FordSS
 GoochC
 LucasP

1935
 B. MyersSS
 ByrdLF
 Riggs3B
 Bottomley1B
 HafeyCF
 GoodmanRF
 LombardiC
 Kampouris2B
 FreitasP

1940
 Werber3B
 L. Frey2B
 GoodmanRF
 F. McCormick1B
 LombardiC
 CraftCF
 M. McCormickLF
 B. MyersSS
 DerringerP

1945
 ClayCF
 TiptonLF
 G. WalkerRF
 F. McCormick1B
 Mesner3B
 W. Williams2B
 WahlSS
 JustC
 B. WaltersP

1950
 Hatton3B
 LowreyLF
 WyrstekCF
 CooperC
 LitwhilerRF
 Kluszewski1B
 Bloodworth2B
 StallcupSS
 RaffensbergerP

1955
 Temple2B
 R. McMillanSS
 G. BellCF
 Kluszewski1B
 Jablonski3B
 GreengrassLF
 E. BaileyC
 PostRF
 FowlerP

1931
 Dressen3B
 RoettgerRF
 RoushCF
 Stripp1B
 Cuccinello2B
 CullopLF
 DurocherSS
 SukeforthC
 R. BentonP

1936
 CuylerCF
 Kampouris2B
 F. HermanLF
 LombardiC
 Riggs3B
 GoodmanRF
 McQuinn1B
 B. MyersSS
 DerringerP

1941
 Werber3B
 L. Frey2B
 GleesonRF
 F. McCormick1B
 LombardiC
 RippleLF
 CraftCF
 JoostSS
 DerringerP

1946
 ClayCF
 L. Frey2B
 Hatton3B
 E. MillerSS
 Haas1B
 LibkeRF
 LukonLF
 MuellerC
 BeggsP

1951
 B. Adams2B
 UsherCF
 WyrstekRF
 Kluszewski1B
 AdcockLF
 ScheffingC
 Hatton3B
 StallcupSS
 BlackwellP

1956
 Temple2B
 BurgessC
 Kluszewski1B
 PostRF
 G. BellCF
 Jablonski3B
 F. RobinsonLF
 R. McMillanSS
 NuxhallP

1932
 DouthitCF
 Gilbert3B
 F. HermanRF
 Grantham2B
 Heath1B
 LombardiC
 CrabtreeLF
 MorrisseySS
 Si JohnsonP

1937
 Outlaw3B
 H. WalkerCF
 GoodmanRF
 WeintraubLF
 LombardiC
 Scarsell1B
 Gelbert2B
 B. MyersSS
 R. DavisP

1942
 JoostSS
 L. Frey2B
 GoodmanRF
 G. WalkerLF
 F. McCormick1B
 Haas3B
 M. McCormickCF
 HemsleyC
 B. WaltersP

1947
 BaumholtzRF
 B. Adams2B
 Hatton3B
 VollmerCF
 GalanLF
 LamannoC
 Haas1B
 E. MillerSS
 BlackwellP

1952
 Hatton2B
 B. Adams3B
 WyrstekRF
 AdcockLF
 Kluszewski1B
 BorkowskiCF
 SeminickC
 R. McMillanSS
 WehmeierP

1957
 F. RobinsonLF
 Hoak3B
 G. BellCF
 PostRF
 Temple2B
 Kluszewski1B
 E. BaileyC
 R. McMillanSS
 KlippsteinP

1933
 Grantham2B
 Morrissey3B
 Bottomley1B
 HafeyLF
 J. MooreCF
 LombardiC
 H. RiceRF
 DurocherSS
 Si JohnsonP

1938
 GoodmanRF
 Riggs3B
 D. CookeLF
 CraftCF
 F. McCormick1B
 LombardiC
 Kampouris2B
 B. MyersSS
 SchottP

1943
 L. Frey2B
 M. McCormickCF
 M. MarshallRF
 F. McCormick1B
 E. MillerSS
 Haas3B
 TiptonLF
 MuellerC
 Vander MeerP

1948
 BaumholtzRF
 WyrstekCF
 Hatton3B
 SauerLF
 B. Young1B
 LamannoC
 B. Adams2B
 StallcupSS
 BlackwellP

1953
 Temple2B
 B. Adams3B
 M. MarshallRF
 Kluszewski1B
 GreengrassLF
 G. BellCF
 R. McMillanSS
 LandrithC
 PodbielanP

1958
 Temple2B
 PinsonRF
 F. RobinsonLF
 Bilko1B
 Hoak3B
 G. BellCF
 E. BaileyC
 R. McMillanSS
 LawrenceP

1934
 ComoroskyLF
 Koenig3B
 Piet2B
 HafeyCF
 Bottomley1B
 ShiverRF
 O'FarrellC
 SladeSS
 Si JohnsonP

1939
 Werber3B
 BergerLF
 GoodmanRF
 F. McCormick1B
 LombardiC
 CraftCF
 Joost2B
 B. MyersSS
 Vander MeerP

1944
 ClayCF
 W. Williams2B
 G. WalkerRF
 F. McCormick1B
 TiptonLF
 E. MillerSS
 Mesner3B
 MuellerC
 B. WaltersP

1949
 Hatton3B
 SyrostekCF
 LitwhilerRF
 SauerLF
 Bloodworth2B
 Kluszewski1B
 StallcupSS
 MuellerC
 RaffensbergerP

1954
 B. Adams3B
 R. McMillanSS
 G. BellCF
 Kluszewski1B
 GreengrassLF
 Temple2B
 PostRF
 SeminickC
 PodbielanP

1959
 Temple2B
 PinsonCF
 G. BellRF
 F. Robinson1B
 Thomas3B
 LynchLF
 E. BaileyC
 R. McMillanSS
 PurkeyP

1960

R. McMillanSS
 PinsonCF
 G. BellLF
 F. Robinson1B
 GonzalezRF
 E. BaileyC
 Martin2B
 Kasko3B
 BrosnanP

1965

P. Rose2B
 T. HarperLF
 PinsonCF
 F. RobinsonRF
 G. Coleman1B
 D. Johnson3B
 J. EdwardsC
 CardenasSS
 O'TooleP

1970

TolanCF
 Helms2B
 P. RoseRF
 T. Perez3B
 BenchC
 May1B
 CarboLF
 ConcepcionSS
 MerrittP

1975

RoseLF
 Morgan2B
 BenchC
 T. Perez1B
 ConcepcionSS
 GeronimoCF
 GriffeyRF
 Vukovich3B
 GullettP

1980

D. CollinsCF
 GriffeyRF
 ConcepcionSS
 FosterLF
 Driessen1B
 BenchC
 Knight3B
 Kennedy2B
 PastoreP

1985

E. DavisCF
 Rose1B
 ParkerRF
 CedenoLF
 Esasky3B
 ConcepcionSS
 Oester2B
 BilardelloC
 SotoP

1961

KaskoSS
 PinsonCF
 F. RobinsonLF
 PostRF
 Freese3B
 E. BaileyC
 G. Coleman1B
 Baumer2B
 O'TooleP

***1966**

T. HarperRF
 P. Rose3B
 PinsonCF
 G. Coleman1B
 D. JohnsonLF
 PavletichC
 CardenasSS
 Helms2B
 EllisP

1971

P. RoseCF
 Helms2B
 T. Perez1B
 BenchC
 CarboLF
 McRaeRF
 DuffySS
 W. Woodward3B
 NolanP

1976

Rose3B
 GriffeyRF
 Morgan2B
 BenchC
 Perez1B
 FosterLF
 ConcepcionSS
 GeronimoCF
 NolanP

1981

D. CollinsRF
 GriffeyCF
 ConcepcionSS
 FosterLF
 BenchC
 Driessen1B
 Knight3B
 Oester2B
 SeaverP

1986

E. DavisCF
 B. Bell3B
 ParkerRF
 EsaskyLF
 T. Jones1B
 ConcepcionSS
 DiazC
 Oester2B
 SotoP

1962

Blasingame2B
 KaskoSS
 PinsonCF
 F. RobinsonRF
 LynchLF
 G. Coleman1B
 J. EdwardsC
 T. Harper3B
 JayP

1967

T. HarperRF
 PinsonCF
 P. RoseLF
 D. Johnson3B
 T. Perez1B
 Helms2B
 CardenasSS
 J. EdwardsC
 MaloneyP

1972

P. RoseLF
 Morgan2B
 TolanCF
 BenchC
 T. Perez1B
 Menke3B
 GeronimoRF
 ConcepcionSS
 BillinghamP

1977

Rose3B
 GriffeyRF
 Morgan2B
 FosterLF
 ConcepcionSS
 Driessen1B
 PlummerC
 GeronimoCF
 FrymanP

1982

Oester2B
 Driessen1B
 ConcepcionSS
 CedenoCF
 Bench3B
 HouseholderRF
 HurdleLF
 TrevinoC
 SotoP

1987

K. DanielsLF
 LarkinSS
 ParkerRF
 E. DavisCF
 B. Bell3B
 DiazC
 Francona1B
 Oester2B
 BrowningP

1963

CardenasSS
 P. Rose2B
 PinsonRF
 F. RobinsonLF
 G. Coleman1B
 J. EdwardsC
 Freese3B
 T. HarperCF
 O'TooleP

1968

P. RoseRF
 A. JohnsonLF
 PinsonCF
 T. Perez3B
 May1B
 PavletichC
 Helms2B
 CardenasSS
 PappasP

1973

P. RoseLF
 Morgan2B
 TolanRF
 BenchC
 T. Perez1B
 GeronimoCF
 ChaneySS
 Menke3B
 GullettP

1978

Rose3B
 GriffeyRF
 Morgan2B
 FosterLF
 Driessen1B
 BenchC
 ConcepcionSS
 GeronimoCF
 SeaverP

1983

RedusLF
 MilnerCF
 ConcepcionSS
 Bench3B
 Driessen1B
 Oester2B
 J. JonesRF
 TrevinoC
 SotoP

1988

LarkinSS
 Concepcion2B
 K. DanielsLF
 E. DavisCF
 T. JonesRF
 DiazC
 Esasky1B
 Sabo3B
 SotoP

1964

P. Rose2B
 Ruiz3B
 PinsonCF
 F. RobinsonRF
 G. Coleman1B
 SkinnerLF
 J. EdwardsC
 CardenasSS
 MaloneyP

1969

P. RoseCF
 TolanRF
 A. JohnsonLF
 T. Perez3B
 May1B
 BenchC
 Helms2B
 WoodwardSS
 NolanP

1974

P. RoseLF
 Morgan2B
 Driessen3B
 T. Perez1B
 BenchC
 GriffeyRF
 RettenmundCF
 ConcepcionSS
 BillinghamP

1979

GriffeyRF
 ConcepcionSS
 Morgan2B
 FosterLF
 BenchC
 Driessen1B
 Auerbach3B
 GeronimoCF
 SeaverP

1984

RedusLF
 E. MilnerCF
 ConcepcionSS
 ParkerRF
 Driessen1B
 Esasky3B
 Oester2B
 BilardelloC
 SotoP

1989

LarkinSS
 Sabo3B
 E. DavisCF
 K. DanielsLF
 Benzinger1B
 O'NeillRF
 J. ReedC
 Oester2B
 JacksonP

<p>1990</p> <p>Sabo3B HatcherLF LarkinSS E. DavisCF O'NeillRF Benzinger1B OliverC M. Duncan2B BrowningP</p> <p>1995</p> <p>D. SandersCF LarkinSS Morris1B GantLF B. Boone2B SantiagoC R. SandersRF W. Greene3B RijoP</p> <p>2000</p> <p>Reese2B LarkinSS GriffeyCF BichetteRF D. Young1B TaubenseeC A. Boone3B TuckerLF HarnischP</p> <p>2005</p> <p>Jimenez2B GriffeyCF Casey1B KearnsRF DunnLF Randa3B AuriliaSS LaRueC WilsonP</p> <p>2010</p> <p>DickersonCF CabreraSS Votto1B Phillips2B Rolen3B Bruce3B BruceRF NixLF HernandezC HarangP</p> <p>2015</p> <p>HamiltonCF Votto1B Frazier3B MesoracoC ByrdLF BruceRF Phillips2B CozartSS CuetoP</p>	<p>1991</p> <p>HatcherLF LarkinSS O'NeillRF E. DavisCF Morris1B Sabo3B J. ReedC M. Duncan2B BrowningP</p> <p>1996</p> <p>E. DavisLF Owens2B LarkinSS R. SandersRF Sabo3B Morris1B M. KellyCF OliverC SchourekP</p> <p>2001</p> <p>LarkinSS TuckerCF D. YoungLF Casey1B OchoaRF A. Boone3B Reese2B LaRueC HarnischP</p> <p>2006</p> <p>Womack2B LopezSS GriffeyCF DunnLF Encarnacion3B Hatteberg1B KearnsRF ValentinC HarangP</p> <p>2011</p> <p>StubbsCF Phillips2B Votto1B Rolen3B BruceRF GomesLF HernandezC JanishSS VolquezP</p> <p>2016</p> <p>CozartSS Suárez3B Votto1B Phillips2B BruceRF MesoracoC DuvallLF IglesiasP HamiltonCF</p>	<p>1992</p> <p>Roberts2B Morris1B LarkinSS Sabo3B BraggsLF R. SandersCF O'NeillRF OliverC RijoP</p> <p>1997</p> <p>D. SandersCF W. Greene3B LarkinSS R. SandersRF Morris1B SierraLF B. Boone2B TaubenseeC SmileyP</p> <p>2002</p> <p>Walker2B LarkinSS GriffeyCF Casey1B Boone3B DunnLF EncarnacionRF LaRueC HamiltonP</p> <p>2007</p> <p>FreelCF DunnLF Phillips2B GriffeyRF Encarnacion3B Hatteberg1B GonzalezSS RossC HarangP</p> <p>2012</p> <p>Phillips2B CozartSS Votto1B Rolen3B BruceRF LudwickLF StubbsCF HaniganC CuetoP</p> <p>2017</p> <p>HamiltonCF Peraza2B Votto1B DuvallLF Suárez3B ScheblerRF CozartSS BarnhartC FeldmanP</p>	<p>1993</p> <p>Roberts2B R. KellyCF LarkinSS MitchellLF Sabo3B Milligan1B R. SandersRF OliverC RijoP</p> <p>1998</p> <p>StynesLF NunnallyRF W. Greene3B Perez1B R. SandersCF TaubenseeC B. Boone2B ReeseSS RemlingerP</p> <p>2003</p> <p>LarkinSS Boone2B GriffeyCF KearnsRF DunnLF Casey1B Larson3B LaRueC HaynesP</p> <p>2008</p> <p>PattersonCF KeppingerSS GriffeyRF Phillips2B DunnLF Encarnacion3B Hatteberg1B ValentinC HarangP</p> <p>2013</p> <p>ChooCF Phillips2B Votto1B LudwickLF BruceRF Frazier3B CozartSS HaniganC CuetoP</p> <p>2018</p> <p>WinkerLF Suárez3B Votto1B Gennett2B ScheblerRF BarnhartC PerazaSS BaileyP HamiltonCF</p>	<p>1994</p> <p>Fernandez3B LarkinSS Morris1B MitchellLF R. SandersRF R. KellyCF B. Boone2B OliverC RijoP</p> <p>1999</p> <p>CameronCF LarkinSS Casey1B VaughnLF D. YoungRF TaubenseeC A. Boone3B Reese2B TomkoP</p> <p>2004</p> <p>Jimenez2B LarkinSS Casey1B KearnsRF DunnLF LaRueC FreelCF Castro3B LidleP</p> <p>2009</p> <p>Hairton Jr.LF McDonaldCF Votto1B Phillips2B BruceRF Encarnacion3B HernandezC GonzalezSS HarangP</p> <p>2014</p> <p>HamiltonCF Phillips2B Votto1B BruceRF LudwickLF Frazier3B CozartSS PenaC CuetoP</p> <p>2019</p> <p>WinkerLF Votto1B PuigRF Suárez3B ScheblerCF Peraza2B BarnhartC IglesiasSS CastilloP</p>
--	--	--	--	--

*Opening game away at Philadelphia, 4/15/66; The Reds first home game was played against Philadelphia on 4/22/66 (RF T. Harper, 3B P. Rose, CF Pinson, 1B G. Coleman, LF D. Johnson, SS Cardenas, 2B Helms, C J. Edwards, P Nuxhall).

REDS LONGEST WINNING/LOSING STREAKS BY SEASON - SINCE 1900

Year	Longest Winning Streak	Longest Losing Streak	Year	Longest Winning Streak	Longest Losing Streak	Year	Longest Winning Streak	Longest Losing Streak
1900	5 games (2x)	7 games	1949	4 games	7 games	2001	7 games	8 games (2x)
1901	4 games	8 games	1950	5 games (3x)	10 games	2002	7 games	8 games
1902	6 games	5 games	1951	7 games	7 games (2x)	2003	5 games	8 games
1903	8 games	6 games	1952	4 games	6 games	2004	7 games	8 games
1904	8 games	4 games (2x)	1953	6 games	8 games	2005	5 games (2x)	8 games
1905	8 games	8 games	1954	5 games (2x)	5 games (2x)		7/27-7/31	4/27-5/6
1906	6 games	6 games	1955	7 games	7 games		8/8-8/13	
1907	7 games	6 games	1956	6 games (2x)	4 games (3x)	2006	8 games	6 games (2x)
1908	6 games	6 games	1957	12 games	10 games		5/31-6/8	7/1-7/6
1909	7 games	6 games	1958	6 games	7 games			8/25-8/30
1910	4 games (2x)	6 games	1959	4 games (2x)	6 games	2007	6 games	7 games
1911	7 games (2x)	5 games	1960	9 games	7 games		8/21-8/26	9/22-9/29
1912	6 games	7 games (2x)	1961	9 games	8 games	2008	6 games	6 games
1913	5 games	7 games	1962	9 games (2x)	5 games		5/12-5/18	8/5-8/10
1914	6 games (3x)	19 games	1963	7 games	4 games (5x)	2009	7 games	8 games
		9/5-9/23	1964	9 games	4 games		8/31-9/6	7/28-8/4
1915	6 games	7 games (2x)	1965	4 games (7x)	6 games	2010	7 games	5 games (2x)
1916	4 games (2x)	8 games	1966	8 games	9 games		8/13-8/20	4/14-4/18
1917	7 games	8 games	1967	5 games (3x)	4 games (6x)			9/5-9/9
1918	8 games (2x)	9 games	1968	7 games	7 games	2011	5 games (2x)	6 games
1919	10 games	4 games	1969	9 games	5 games		3/31-4/6	5/18-5/23
1920	6 games	6 games	1970	8 games	4 games		5/13-5/17	
1921	5 games	6 games	1971	5 games	7 games	2012	10 games	5 games
1922	7 games	8 games	1972	9 games	4 games		7/19-7/29	8/5-8/9
1923	9 games (2x)	6 games (2x)	1973	7 games (2x)	4 games (2x)	2013	6 games	5 games (3x)
1924	6 games	4 games (3x)	1974	7 games	4 games		5/10-5/16	4/9-4/14
1925	9 games (2x)	5 games (2x)	1975	10 games	6 games			7/26-7/30
1926	8 games	5 games (2x)	1976	7 games (2x)	4 games			9/24-9/29
1927	8 games	6 games (2x)	1977	7 games	8 games	2014	5 games (2x)	7 games (2x)
1928	7 games	8 games	1978	7 games	6 games (2x)		6/25-6/29	7/18-7/25
1929	5 games	9 games	1979	8 games	4 games (2x)		7/6-7/9	8/17-8/22
1930	7 games	13 games	1980	8 games	5 games	2015	4 games (2x)	13 games
1931	6 games	7 games (2x)	1981	8 games	4 games		4/6-4/10	9/20-10/2
1932	5 games	10 games	1982	3 games (4x)	9 games		6/7-6/10	
1933	5 games	10 games (2x)	1983	4 games	5 games	2016	5 games (2x)	11 games
1934	5 games	8 games	1984	7 games	8 games		8/16-8/20	5/16-5/27
1935	7 games	7 games	1985	7 games	4 games (3x)		9/9-9/13	
1936	7 games (2x)	9 games	1986	6 games (3x)	9 games	2017	5 games	9 games
1937	4 games (2x)	14 games	1987	6 games	7 games		5/3-5/7	6/9-6/18
		9/21/02-10/3	1988	8 games	6 games (2x)	2018	7 games	8 games
1938	7 games	6 games	1989	4 games (4x)	10 games (2x)		6/17-6/24	4/8-4/15
1939	12 games	4 games	1990	9 games	8 games	2019	6 games	8 games
1940	7 games (2x)	3 games (4x)	1991	5 games	10 games		6/16-6/21	3/31-4/7
1941	8 games	6 games	1992	9 games	7 games			
1942	6 games (2x)	6 games	1993	7 games	12 games			
1943	10 games	5 games	1994	6 games	5 games			
1944	6 games	4 games (4x)	1995	9 games	6 games			
1945	9 games	13 games	1996	7 games (2x)	9 games			
		8/5-8/15	1997	5 games	5 games (3x)			
1946	4 games (2x)	9 games	1998	10 games	11 games			
1947	4 games (2x)	6 games	1999	10 games	3 games (8x)			
1948	5 games	8 games	2000	6 games	6 games			

REDS HIGHEST SCORING GAMES - SINCE 1900

Date	Opponent	Score	Date	Opponent	Score	Date	Opponent	Score
26 Runs			8/3/1969	@Phi.....	19-17	4/29/1968	@Hou.....	17-2
6/4/1911	Bos.....	26-3	7/1/1956	@StL (G1) ...	19-15 (10)	10/1/1965	@SF.....	17-2
			7/14/1955	@Pit.....	19-1	6/21/1959	@LAD.....	17-3
24 Runs			8/2/1924	@Bos.....	19-2	8/13/1931	@Bos (G1)	17-3
5/19/1999	@Col.....	24-12	5/24/1917	@Phi.....	19-9	4/28/1929	Chc.....	17-12
5/13/1902	Phi.....	24-2	8/5/1905	Brk.....	19-6	9/2/1922	@Chc.....	17-5
			8/28/1904	Bos.....	19-6	6/19/1905	NYM.....	17-7
23 Runs			4/27/1900	@Pit.....	19-5	9/19/1903	Phi.....	17-7
4/25/1977	@Atl.....	23-9						
7/6/1949	Chc.....	23-4	18 Runs			16 Runs		
6/8/1940	Brk.....	23-2	4/10/1998	@Col.....	18-7	4/21/2015	@Mil.....	16-10
			8/29/1996	@Col.....	18-6	6/22/2007	@Sea.....	16-1
22 Runs			8/3/1989	Hou.....	18-2	6/18/1994	@Atl.....	16-0
9/4/1999	@Phi.....	22-3	6/13/1975	@Chc.....	18-11	6/22/1993	@Col.....	16-13
8/31/1996	Fla.....	22-8	8/8/1965	LAD.....	18-0	7/19/1979	@StL.....	16-4
6/1/1957	Chc.....	22-2	8/7/1960	@StL (G1)	18-4	9/3/1965	Phi.....	16-7
			4/29/1959	Chi.....	18-8	5/2/1959	LAD.....	16-4
21 Runs			9/6/1933	Brk (G2).....	18-8	7/29/1955	Pit.....	16-5
9/15/1987	@Atl.....	21-6	9/25/1925	Brk.....	18-7	6/26/1955	Phi (G1)	16-5
5/9/1937	@Phi.....	21-10	5/12/1911	@Bos.....	18-8	7/16/1950	NYM (G1)	16-4
6/5/1929	Phi.....	21-4	4/19/1904	Pit.....	18-4	7/6/1934	@StL.....	16-15
8/11/1926	@Phi.....	21-3	9/9/1903	@StL (G1)	18-5	7/25/1928	@Phi (G1)	16-5
7/13/1923	@Phi.....	21-7				9/11/1927	Bos (G2).....	16-5
			17 Runs			6/27/1926	Pit.....	16-0
20 Runs			7/13/2019	@Col.....	17-9	4/29/1926	@Pit.....	16-9
8/22/1943	@Phi (G2)	20-6	8/19/2005	vs Ari.....	17-3	5/2/1901	NYM.....	16-4
6/2/1928	@Bos.....	20-8	8/26/2001	@Mtl.....	17-4			
			8/7/1998	Mil.....	17-0	15 Runs		
19 Runs			8/3/1994	@SF.....	17-4	44 times, Last: 4/27/2018 at Min (W, 15-9)		
8/25/1995	@Pit.....	19-3	9/4/1988	@Chc.....	17-0			
4/28/1994	@Pit.....	19-7	5/6/1979	Hou.....	17-5			
5/1/1989	@Mtl.....	19-6	8/2/1973	@Atl.....	17-2			

REDS MARATHONS - SINCE 1900

Date	Opponent	Score	Date	Opponent	Score	Date	Opponent	Score
21 Innings			5/28/1964	LAD.....	2-2	6/29/1965	@Pit (G1)	1-2
9/1/1967	SF.....	0-1	9/15/1941	Brk.....	1-5	9/30/1964	Pit.....	0-1
			4/25/1928	StL.....	5-4	5/30/1962	@Mil (G2)	4-3
19 Innings			8/18/1924	NYM.....	8-7	9/27/1960	@Pit.....	3-4
5/25/2011	@Phi.....	4-5	8/27/1920	NYM (G1)	4-6	5/1/1957	@Phi.....	8-6
8/8/1972	LAD.....	2-1	9/18/1904	@Chc.....	1-2	5/1/1955	@NYM.....	1-2
9/15/1950	@Phi (G2)	7-8	5/12/2017	@SF.....	2-3	8/28/1947	@Bos (G1)	7-8
9/11/1946	@Brk.....	0-0				6/22/1941	Brk (G1).....	1-2
			16 Innings			6/21/1926	Chc.....	6-5
18 Innings			9/4/2013	StL....4-5 (GABP record)		7/8/1924	Phi (G2)	2-1
5/25/2008	@SD.....	9-12	5/16/2009	@SD.....	5-6	6/13/1916	@Bos.....	0-0
5/10/1979	@Chc.....	8-9	8/29/2006	@LAD.....	5-6	5/31/1916	@Pit.....	5-2
5/21/1967	@Phi.....	1-2	8/8/1992	SF.....	4-3	7/29/1914	@Brk.....	8-5
7/19/1966	@Chc.....	3-2	4/24/1992	@SD.....	7-6	7/19/1913	@Phi.....	2-3
9/7/1951	Chc.....	7-6	5/22/1990	@Chc.....	1-2	5/13/1911	@Phi.....	4-5
8/9/1942	Chc (G1).....	8-10	4/7/1989	SF.....	4-3	6/15/1910	@Phi.....	3-3
7/1/1934	StL (G1).....	6-8	4/8/1988	Hou.....	3-8			
			6/21/1983	@SF.....	6-5	15 Innings		
17 Innings			5/2/1976	Mtl.....	4-8	37 times, Last: 6/28/2016 vs ChC (L, 7-2)		
7/28/1989	@Atl.....	4-2	8/20/1973	@NYM.....	8-3			
7/29/1972	SD.....	3-4	5/5/1968	@LAD.....	3-2	14 Innings		
6/2/1972	@Phi.....	6-3	8/3/1966	@StL.....	3-1	76 times, Last: 7/1/2016 at Wsh (L, 3-2)		

REDS BEST HOMESTANDS - SINCE 1900

Pct.	Record	Dates	Opponents	Pct.	Record	Dates	Opponents
Vs 1 team				.778	7-2	5/1-5/9, 2017	Pit/SF/NYY
1.000	4-0	6x, last 9/24-9/27, 1999	StL	.778	7-2	5/4-5/13, 1962	StL/Phi/Pit
1.000	3-0	19x, last 9/4-9/6, 2017	Mil			5/1-5/9, 2017	Pit/SF/NYY
1.000	2-0	23x, last 5/6-5/7, 1992	NYM	.750	6-2	4x, last 9/22-9/29, 1987	SD/Hou/Atl
1.000	1-0	50x, last 5/29, 1990	Phi	.727	8-3	8/10-8/20, 1962	NYM/Mil/LA
						6/14-6/24, 1965	NYM/Chc/StL
Vs 2 teams				Vs 4+ teams			
1.000	7-0	3x, last 5/10-5/16, 1993	SD/Col	.917	11-1	8/15-8/28, 1926	Phi/Bos/NYG/Bro
1.000	6-0	9x, last 6/19-6/24, 2018	Det/Chc	.846	11-2	8/15-8/25, 1918	NYG/Bro/Phi/Bos
1.000	4-0	5/25-5/28, 1962	Chc/Hou			5/12-5/25, 1939	StL/Bos/Phi/Bro/NYG
.875	7-1	8/4-8/11, 1969	NYM/Phi	.833	15-3	5/31-6/20, 1923	Chc/Bos/Phi/NYG/Bro
.857	6-1	9x, last 5/21-5/27, 2012	Atl/Col	.824	14-3	5/2-5/23, 1904	StL/Bro/NYG/Bos/Phi
.833	5-1	16x, last 4/4-4/10, 2016	Phi/Pit			7/17-8/2, 1962	LA/NYM/Pit/Mil/StL
.800	4-1	14x, last 4/9-4/14, 2019*	Mia/StL	.818	9-2	4/27-5/8, 1940	Pit/Bro/Phi/NYG/Bos
.778	7-2	9/22-9/28, 1969	LA/Hou			7/11-7/21, 1940	Bro/Phi/Bos/NYG
.750	6-2	7x, last 6/29-7/5, 1993	Hou/Pit	.813	13-3	5/5-5/23, 1926	Phi/Bos/NYG/Bro/Pit
						9/22-10/3, 1943	NYG/Bos/Phi/Bro
				.778	7-2	5/16-5/29, 1969	NYM/Phi/Mon/Pit
				.765	13-4	7/27-8/11, 1919	Pit/Bos/NYG/Bro/Phi
				.750	12-4	4/6-6/21, 1925	Bos/Phi/Bro/NYG
						7/24-8/7, 1927	StL/Bos/Bro/NYG/Phi
				.750	9-3	4x, last 7/9-7/22, 1971	NYM/SF/SD/LA
				.739	17-6	9/12-9/28, 1939	Bro/NYG/Bos/Phi/Pit/StL
				.737	14-5	5/9-5/28, 1922	Bos/Bro/Phi/NYG/Chc
				.733	11-4	6x, last 8/6-8/22, 1971	Mon/Hou/Chc/StL/Pit
				.727	8-3	8/28-9/7, 1975	StL/SD/LA/SF

* Games vs StL were home games for Cin played in Monterrey, Mexico.

Vs 3 teams

1.000	7-0	4/28-5/5, 1970	Hou/Pit/StL
.889	8-1	8/31-9/7, 1924	StL/Chc/Pit
		8/8-8/17, 1975	Mon/Chc/Pit
.875	7-1	4x, last 9/15-9/22, 1992	Atl/SD/Hou
.857	6-1	3x, last 8/14-8/20, 1995	Col/LA/Hou
.833	5-1	4/10-4/16, 1967	LA/Hou/SF
		9/7-9/12, 1978	SD/SF/Hou
.800	8-2	4x, last 4/15-4/24, 2013	Phi/Mia/Chc

REDS BEST ROAD TRIPS - SINCE 1900

Pct.	Record	Dates	Opponents	Pct.	Record	Dates	Opponents
Vs 1 team				.800	8-2	8/31-9/9, 1973	SD/Hou/Atl
1.000	4-0	4x, last 8/19-8/21, 1977	NYM	.778	7-2	4x, last 5/14-5/22, 2013	Mia/Phi/NYM
1.000	3-0	17x, last 6/15-6/17, 2012	NYM	.750	6-2	6x, last 5/9-5/17, 1995	Fla/Atl/Mtl
1.000	2-0	19x, last 4/5-4/6, 1996	Phi	.727	8-3	3x, last 7/3-7/13, 1986	Phi/NYM/Mtl
1.000	1-0	6x, last 5/12, 1960	Chc	.714	5-2	4x, last 6/26-7/2, 1972	LA/SF/SD
				.700	7-3	4x, last 4/13-4/23, 2009	Mil/Hou/Chc
Vs 2 teams				Vs 4+ teams			
1.000	8-0	9/21-9/27, 1964	Phi/NYM	1.000	12-0	4/30-5/12, 1957	Phi/NYG/Pit/Bro/Chc
1.000	7-0	6/21-6/27, 1999	Ari/Hou	.917	11-1	5/29-6/11, 1972	Hou/Phi/NYM/Mtl
1.000	6-0	4x, last 7/23-7/29, 2012	Hou/Col	.846	11-2	9/14-9/27, 1981	Hou/SF/LA/SD/Atl
1.000	5-0	4/30-5/5, 1912	Chc/StL	.818	9-2	9/14-9/25, 1977	LA/SF/SD/Atl
		7/8-7/12, 1938	StL/Pit	.813	13-3	8/15-8/29, 1923	NYG/Phi/Bro/Bos
1.000	4-0	5/2-5/5, 1960	LA/SF	.800	8-2	4/9-4/18, 1973	Atl/LA/SF/SD
		5/29-5/31, 1961	SF/LA	.789	15-4	8/13-8/30, 1919	NYG/Bro/Bos/Phi/Pit
.857	6-1	4x, last 4/20-4/26, 2006	Mil/Wsh	.778	7-2	6/1-6/9, 1951	Bro/Bos/NYG/Phi
.833	5-1	25x, last 4/7-4/12, 2017	StL/Pit	.762	16-5	7/2-7/21, 1923	Chc/NYG/Phi/Bos/Bro
.800	4-1	5x, last 6/24-6/28, 1998	Cws/Det	.750	9-3	8/18-8/27, 1941	Phi/Bos/NYG/Bro
.778	7-2	9/22-9/28, 1969	Chc/StL			5/28-6/9, 1999	Fla/NYM/KC/Min
.750	6-2	3x, last 9/3-9/9, 1999	Phi/Chc	.727	16-6	7/2-7/24, 1917	Chc/Bos/NYG/Phi/Bro
.750	3-1	4/18-4/21, 1958	Pit/Phi	.727	8-3	6/16-6/27, 1936	NYG/Bos/Bro/Phi
.714	5-2	12x, last 5/10-5/16, 2018	LA/SF			6/1-6/12, 1941	NYG/Phi/Bro/Bos
				.714	15-6	9/7-9/26, 1940	Chc/Bos/NYG/Bro/Phi/Pit/StL
						8/5-8/24, 1943	Chc/Bro/NYG/Bos/Phi
				.714	10-4	3x, last 8/28-9/10, 1980	Pit/StL/Chc/Atl
				.700	7-3	8/1-8/11, 1974	SF/SD/LA/NYM
						9/19-9/28, 1980	LA/SF/SD/Hou
Vs 3 teams							
.875	7-1	5/9-5/18, 1966	Atl/Chc/NYM				
.857	6-1	5/25-6/1, 1995	Chc/StL/Pit				
.857	5-1	5/4-5/10, 1984	Phi/NYM/Mon				
.818	9-2	7/9-7/17, 1974	Chc/Pit/StL				

REDS HOME RUNS, YEAR-BY-YEAR

Year	H	R	T	Year	H	R	T	Year	H	R	T	Year	H	R	T
1900	12	21	33	1931	6	15	21	1962	95	72	167	1993	69	68	137
1901	23	15	38	1932	11	36	47	1963	65	57	79	1994	59	65	124
1902	11	7	18	1933	5	29	34	1964	62	68	130	1995	76	85	161
1903	12	16	28	1934	17	38	55	1965	108	75	183	1996	89	102	191
1904	12	9	21	1935	18	55	73	1966	91	58	149	1997	73	69	142
1905	12	15	27	1936	24	58	82	1967	57	52	109	1998	66	72	138
1906	19	6	16	1937	13	60	73	1968	55	51	106	1999	97	112	209
1907	3	12	15	1938	50	60	110	1969	97	74	171	2000	98	102	200
1908	8	6	14	1939	48	50	98	1970	100	91	191	2001	83	93	176
1909	5	17	22	1940	47	42	89	1971	71	67	138	2002	85	84	169
1910	6	17	23	1941	27	37	64	1972	58	66	124	2003	97	85	182
1911	5	16	21	1942	30	36	66	1973	47	90	137	2004	92	102	194
1912	7	14	21	1943	17	26	43	1974	74	61	135	2005	126	96	222
1913	15	12	27	1944	14	37	51	1975	70	54	124	2006	124	93	217
1914	4	12	16	1945	25	31	56	1976	73	68	141	2007	117	87	205
1915	6	9	15	1946	37	28	65	1977	83	98	181	2008	103	84	187
1916	4	10	14	1947	48	47	95	1978	74	62	136	2009	94	64	158
1917	10	16	26	1948	68	36	104	1979	71	61	132	2010	102	86	188
1918	9	6	15	1949	50	36	86	1980	66	47	113	2011	105	78	183
1919	10	10	20	1950	52	47	99	1981	26	38	64	2012	103	69	172
1920	5	13	18	1951	44	44	88	1982	37	45	82	2013	82	73	155
1921	5	15	20	1952	43	61	104	1983	52	55	107	2014	77	54	131
1922	8	37	45	1953	89	77	166	1984	58	48	106	2015	88	79	167
1923	6	39	45	1954	94	53	147	1985	49	65	114	2016	88	76	164
1924	3	33	36	1955	102	79	181	1986	84	60	144	2017	117	102	219
1925	10	34	44	1956	128	93	221	1987	94	98	192	2018	98	74	172
1926	8	27	35	1957	118	69	187	1988	75	47	122	2019	118*	109	227
1927	3	26	29	1958	71	52	123	1989	59	69	128	Club records in bold red			
1928	3	29	32	1959	101	60	161	1990	70	55	125	* Hit 4 HR in Monterrey, Mexico as home games for Cin vs STL			
1929	7	27	34	1960	75	65	140	1991	104	60	164				
1930	20	54	74	1961	70	88	158	1992	60	39	99				

OPPONENTS HOME RUNS, YEAR-BY-YEAR

Year	H	R	T	Year	H	R	T	Year	H	R	T	Year	H	R	T
1900	9	19	28	1931	4	47	51	1962	68	81	149	1993	81	77	158
1901	33	18	51	1932	11	58	69	1963	46	71	117	1994	65	52	117
1902	8	7	15	1933	10	37	47	1964	59	53	112	1995	58	73	131
1903	7	7	14	1934	24	37	61	1965	69	67	136	1996	86	81	167
1904	6	7	13	1935	18	47	65	1966	93	60	153	1997	91	82	173
1905	2	20	22	1936	21	30	51	1967	66	35	101	1998	83	87	170
1906	10	4	14	1937	14	24	38	1968	66	48	114	1999	116	74	190
1907	5	11	16	1938	31	44	75	1969	74	75	149	2000	108	82	190
1908	7	12	19	1939	39	42	81	1970	58	60	118	2001	107	91	198
1909	2	3	5	1940	36	37	73	1971	51	61	112	2002	112	61	173
1910	8	19	27	1941	27	34	61	1972	59	70	129	2003	118	91	209
1911	6	30	36	1942	23	24	47	1973	67	68	135	2004	128	108	236
1912	2	26	28	1943	15	23	38	1974	62	64	126	2005	120	99	219
1913	13	27	40	1944	23	37	60	1975	52	60	112	2006	117	96	213
1914	5	25	30	1945	23	47	70	1976	46	54	100	2007	114	84	198
1915	7	21	28	1946	39	31	70	1977	83	73	156	2008	111	90	201
1916	10	25	35	1947	47	55	102	1978	61	61	122	2009	93	95	188
1917	3	17	20	1948	52	52	104	1979	53	50	103	2010	82	76	158
1918	5	14	19	1949	54	70	124	1980	70	43	113	2011	104	81	185
1919	5	16	21	1950	81	64	145	1981	41	26	67	2012	96	56	152
1920	1	25	26	1951	46	73	119	1982	47	58	105	2013	102	68	170
1921	2	35	37	1952	43	68	101	1983	64	71	135	2014	88	75	163
1922	13	36	49	1953	96	83	179	1984	73	55	128	2015	95	82	177
1923	4	24	28	1954	105	64	169	1985	65	66	131	2016	140	118	258
1924	3	27	30	1955	91	70	161	1986	73	63	136	2017	127	121	248
1925	5	30	35	1956	75	66	141	1987	97	73	170	2018	135	93	228
1926	8	32	40	1957	101	78	179	1988	71	50	121	2019	116*	98	214
1927	11	25	36	1958	86	62	148	1989	71	54	12	Club records in bold red			
1928	17	41	58	1959	84	78	162	1990	73	51	124	* Allowed 5 HR in Monterrey, Mexico as home games for Cin vs STL			
1929	18	43	61	1960	68	66	134	1991	77	50	127				
1930	21	54	75	1961	75	72	147	1992	60	49	109				

REDS YEAR-BY-YEAR TEAM BATTING STATISTICS - SINCE 1900

Year	AVG.	R	H	2B	3B	HR	RBI	SB	Year	AVG.	R	H	2B	3B	HR	RBI	SB
1900	.266	703	1335	178	83	33	183	-	1964	.249	660	1383	220	38	130	605	90
1901	.251	561	1232	173	70	38	476	137	1965	#.273	#825	#1544	#268	#61	183	#776	82
1902	.282	633	1383	188	77	18	297	131	1966	.260	692	1434	232	33	149	651	70
1903	#.288	765	1399	#228	92	28	652	144	1967	.248	604	1366	251	54	109	560	92
1904	.255	695	1332	189	92	21	561	179	1968	#.273	#690	#1573	#281	36	106	#638	59
1905	.269	735	#1401	160	#101	27	611	181	1969	#.277	#798	#1558	224	42	#171	#750	79
1906	.238	533	1198	140	71	16	454	170	1970	#.270	775	1498	253	45	#191	726	115
1907	.247	526	1226	126	#90	15	443	158	1971	.241	586	1306	203	28	138	542	59
1908	.227	489	1108	129	77	14	398	196	1972	.251	707	1317	214	44	124	650	#140
1909	.250	606	1273	159	72	22	507	#280	1973	.254	741	1398	232	34	137	686	#148
1910	.259	620	1326	150	79	23	526	#310	1974	.260	776	1437	#271	35	135	714	146
1911	.261	682	1379	180	105	21	595	289	1975	.271	#840	1515	278	37	124	#779	#168
1912	.256	656	1310	183	89	21	565	248	1976	#.280	#857	#1599	#271	#63	#141	#802	#210
1913	.261	607	1339	170	#96	27	541	226	1977	.274	802	1513	269	42	181	750	170
1914	.236	530	1178	142	64	16	432	224	1978	.256	710	1378	#270	32	136	669	137
1915	.253	516	#1323	194	84	15	425	156	1979	.264	731	1445	266	31	132	686	99
1916	.254	505	1336	187	88	14	422	157	1980	.262	707	1445	256	45	113	668	156
1917	#.264	601	#1385	196	#100	26	513	153	1981	.267	464	972	#190	24	64	429	58
1918	#.278	530	#1185	#165	#84	15	447	128	1982	.251	545	1375	228	34	82	496	131
1919	.263	577	1204	135	#83	20	489	143	1983	.239	623	1274	236	35	107	577	154
1920	.277	639	1432	169	76	18	546	158	1984	.244	627	1342	238	30	106	578	160
1921	.278	618	1421	221	94	20	560	117	1985	.255	677	1385	249	34	114	634	159
1922	.296	766	1561	226	99	45	686	130	1986	.254	732	1404	237	35	144	670	177
1923	.285	708	1506	237	95	45	645	96	1987	.266	783	1478	262	29	192	747	169
1924	.290	649	1539	236	111	36	586	103	1988	.246	641	1334	246	25	122	588	207
1925	.285	690	1490	221	90	44	624	108	1989	.247	632	1362	243	28	128	588	128
1926	#.290	747	#1541	242	#120	35	692	51	1990	#.265	693	1466	284	40	125	644	166
1927	.278	643	1439	222	77	29	575	62	1991	.258	689	1419	250	27	#164	654	124
1928	.280	648	1449	229	67	32	588	83	1992	.260	660	1418	#281	44	99	606	125
1929	.281	686	1478	258	79	34	618	#134	1993	.264	722	1457	261	28	137	669	142
1930	.281	665	1475	265	67	74	625	48	1994	#.286	#609	#1142	211	36	124	569	119
1931	.269	592	1439	241	70	21	562	24	1995	.270	747	1326	#277	35	161	694	#190
1932	.263	575	1429	265	68	47	546	35	1996	.256	778	1398	259	36	191	733	171
1933	.246	496	1267	208	37	34	455	30	1997	.253	651	1386	269	27	142	612	#190
1934	.266	590	1428	227	65	55	560	34	1998	.262	750	1441	298	28	138	723	95
1935	.265	646	1403	244	68	73	605	#72	1999	.272	865	1536	312	37	209	820	164
1936	.274	722	1476	224	73	82	674	68	2000	.274	825	1545	302	36	200	794	100
1937	.254	612	1329	215	59	73	567	53	2001	.262	735	1464	304	22	176	690	103
1938	.277	723	1495	251	57	110	679	19	2002	.253	709	1386	297	21	169	678	116
1939	.278	767	1493	269	60	98	714	46	2003	.245	694	1349	239	21	182	669	80
1940	.266	707	1427	264	38	89	649	72	2004	.250	750	1380	287	28	194	713	77
1941	.247	616	1288	213	33	64	567	#68	2005	.261	#820	1453	#335	15	#222	#784	72
1942	.231	527	1216	198	39	66	488	42	2006	.257	749	1419	291	12	217	718	124
1943	.256	608	1362	229	47	43	558	49	2007	.267	783	1496	293	23	204	747	97
1944	.254	573	1340	229	31	51	528	51	2008	.247	704	1351	269	24	187	677	85
1945	.249	536	1317	221	26	56	498	71	2009	.247	673	1349	280	25	158	637	96
1946	.239	523	1262	206	33	65	481	82	2010	#.272	#790	#1515	293	30	#188	#761	93
1947	.259	681	1372	242	43	95	637	46	2011	.256	735	1438	264	19	183	697	97
1948	.247	588	1266	221	37	104	548	42	2012	.251	669	1377	296	30	172	636	87
1949	.260	627	1423	264	35	86	588	31	2013	.249	698	1370	274	20	155	664	67
1950	.260	654	1366	#257	27	99	617	37	2014	.238	595	1282	254	20	131	562	122
1951	.248	559	1309	215	33	88	528	44	2015	.248	640	1382	257	27	167	613	#134
1952	.249	615	1303	212	45	104	562	32	2016	.256	716	1403	277	33	164	678	139
1953	.261	714	1396	190	34	166	669	25	2017	.253	753	1390	249	38	219	715	120
1954	.262	729	1369	221	46	147	685	47	2018	.254	696	1404	251	25	172	665	77
1955	.270	761	#1424	216	28	181	726	51	2019	.244	701	1328	235	27	227	679	80
1956	.266	#775	1406	201	32	#221	#734	45									
1957	.269	747	1452	#251	33	187	713	51									
1958	.258	695	1359	242	40	123	649	61									
1959	#.274	#764	#1448	#258	34	161	#721	65									
1960	.250	640	1324	230	40	140	604	73									
1961	.270	710	1414	#247	35	158	675	70									
1962	.270	802	1523	#252	40	167	745	66									
1963	.246	648	1333	225	44	122	608	92									

Red indicates led league

REDS YEARLY INDIVIDUAL BATTING LEADERS - SINCE 1900

* Led league

Games Played

1900 Beckley.....	141	1930 Heilmann.....	142	1960 Pinson.....	154	1990 Larkin.....	158
1901 Beckley.....	140	1931 Cuccinello.....	154	1961 Pinson.....	154	1991 Sabo.....	153
1902 Crawford.....	140	1932 Herman.....	148	1962 Robinson.....	162	1992 O'Neill.....	148
1903 Seymour.....	135	1933 Morrissey.....	148	1963 Pinson.....	*162	1993 Sabo.....	148
1904 Corcoran.....	150	1934 Koenig.....	151	1964 Cardenas.....	*163	1994 Morris.....	112
1905 Corcoran.....	151	1935 Kampris, Goodman.....	148	1965 Rose.....	162	1995 Boone.....	138
1906 Huggins.....	146	1936 Cuyler.....	144	1966 Cardenas.....	160	1996 Larkin.....	152
1907 Huggins.....	*156	1937 Goodman.....	147	1967 Pinson.....	158	1997 Greene.....	151
1908 Lobert.....	155	1938 Craft, McCormick.....	151	1968 Perez.....	160	1998 BBoone.....	157
1909 Mitchell.....	145	1939 FMcCormick.....	156	1969 Perez.....	160	1999 Larkin.....	161
1910 Mitchell.....	*156	1940 FMcCormick.....	155	1970 Rose.....	159	2000 Young.....	152
1911 Hoblitzell.....	*158	1941 FMcCormick.....	154	1971 Rose.....	160	2001 Casey.....	145
1912 Egan.....	149	1942 Haas.....	154	1972 Rose.....	*154	2002 ABoone.....	*162
1913 Beschner.....	141	1943 Miller.....	154	1973 Rose.....	160	2003 Casey.....	147
1914 Niehoff.....	142	1944 Three Tied.....	155	1974 Rose.....	*163	2004 Dunn.....	161
1915 Groh, Griffith.....	*160	1945 FMcCormick.....	152	1975 Rose.....	*162	2005 Dunn.....	160
1916 Griffith.....	155	1946 Haas.....	140	1976 Rose.....	162	2006 Dunn.....	160
1917 Groh.....	*156	1947 Baumholtz, Miller.....	151	1977 Rose.....	*162	2007 Phillips.....	158
1918 Groh.....	126	1948 Stallcup.....	149	1978 Rose.....	159	2008 Votto.....	151
1919 Daubert.....	*140	1949 Stallcup.....	141	1979 Knight, Driessen.....	150	2009 Phillips.....	153
1920 Duncan.....	154	1950 Stallcup.....	136	1980 Knight.....	162	2010 Phillips.....	155
1921 Bohne.....	153	1951 Kluszewski.....	154	1981 Foster.....	108	2011 Votto.....	161
1922 Burns, Daubert, Pinelli.....	*156	1952 Adams, McMillan.....	*154	1982 Oester.....	151	2012 Bruce.....	155
1923 Burns.....	*154	1953 McMillan.....	155	1983 Oester.....	157	2013 Votto.....	*162
1924 Pinelli.....	144	1954 McMillan.....	*154	1984 Parker.....	156	2014 Frazier.....	157
1925 Walker.....	145	1955 Post, Bell.....	*154	1985 Parker.....	160	2015 Votto.....	158
1926 Three Tied.....	155	1956 Temple.....	154	1986 Parker.....	*162	2016 Suárez.....	159
1927 Walker.....	146	1957 McMillan.....	151	1987 Parker.....	153	2017 Votto.....	*162
1928 Critz.....	153	1958 Robinson.....	148	1988 Larkin.....	151	2018 Peraza.....	157
1929 Ford, Swanson.....	148	1959 Pinson.....	154	1989 Benzinger.....	161	2019 Suárez.....	159

Batting Average

1900 Beckley.....	.341	1930 Heilmann.....	.333	1960 Robinson.....	.297	1990 Larkin.....	.301
1901 Crawford.....	.330	1931 Cuccinello, Hendrick.....	.315	1961 Pinson.....	.343	1991 Morris.....	.318
1902 Crawford.....	.333	1932 Herman.....	.326	1962 Robinson.....	.342	1992 Roberts.....	.326
1903 Donlin.....	.351	1933 Hafey.....	.303	1963 Pinson.....	.313	1993 Sanders.....	.274
1904 Seymour.....	.313	1934 Hafey.....	.293	1964 Robinson.....	.306	1994 Morris.....	.335
1905 Seymour.....	*.377	1935 Riggs.....	.278	1965 Rose.....	.312	1995 Larkin.....	.319
1906 Huggins.....	.292	1936 Cuyler.....	.326	1966 Rose.....	.313	1996 Morris.....	.313
1907 Mitchell.....	.292	1937 Goodman.....	.273	1967 Rose.....	.301	1997 DSanders.....	.273
1908 Lobert.....	.293	1938 Lombardi.....	*.342	1968 Rose.....	*.335	1998 Young.....	.310
1909 Mitchell.....	.310	1939 FMcCormick.....	.332	1969 Rose.....	*.348	1999 Casey.....	.332
1910 Baskert.....	.300	1940 FMcCormick.....	.309	1970 Perez.....	.317	2000 Casey.....	.315
1911 Bates.....	.292	1941 FMcCormick.....	.269	1971 Rose.....	.304	2001 Casey.....	.310
1912 Hoblitzel.....	.294	1942 FMcCormick.....	.297	1972 Rose.....	.307	2002 Walker.....	.299
1913 Hoblitzel.....	.285	1943 FMcCormick.....	.303	1973 Rose.....	*.338	2003 Casey.....	.291
1914 Groh.....	.288	1944 FMcCormick.....	.305	1974 Morgan.....	.293	2004 Casey.....	.324
1915 TGriffith.....	.307	1945 Libke.....	.283	1975 Morgan.....	.327	2005 Casey.....	.312
1916 Chase.....	*.339	1946 Hatton.....	.271	1976 Griffey.....	.336	2006 Hatteberg.....	.289
1917 Roush.....	*.341	1947 Galan.....	.314	1977 Foster.....	.320	2007 Encarnacion.....	.289
1918 Roush.....	.333	1948 Wyrostek.....	.273	1978 Rose.....	.302	2008 Votto.....	.297
1919 Roush.....	*.321	1949 Kluszewski.....	.309	1979 Knight.....	.318	2009 Votto.....	.322
1920 Roush.....	.339	1950 Kluszewski.....	.307	1980 Collins.....	.303	2010 Votto.....	.324
1921 Duncan.....	.308	1951 Wyrostek.....	.311	1981 Griffey.....	.311	2011 Votto.....	.309
1922 Harper.....	.340	1952 Kluszewski.....	.320	1982 Cedeneno.....	.289	2012 Phillips.....	.281
1923 Roush.....	.351	1953 Kluszewski.....	.316	1983 Oester.....	.264	2013 Votto.....	.305
1924 Roush.....	.348	1954 Kluszewski.....	.326	1984 Parker.....	.285	2014 Frazier.....	.273
1925 Roush.....	.339	1955 Kluszewski.....	.314	1985 Parker.....	.312	2015 Votto.....	.314
1926 Hargrave.....	.353	1956 Kluszewski.....	.302	1986 Bell.....	.278	2016 Votto.....	.326
1927 Dessen, Walker.....	.292	1957 Robinson.....	.322	1987 Davis.....	.293	2017 Votto.....	.320
1928 Allen.....	.305	1958 Temple.....	.306	1988 Larkin.....	.296	2018 Gennett.....	.310
1929 Walker.....	.313	1959 Pinson.....	.316	1989 Davis.....	.281	2019 Iglesias.....	.288

Runs Scored

1900 Barrett.....114	1930 Heilmann.....79	1960 Pinson.....107	1990 Sabo.....95
1901 Crawford.....91	1931 Hendrick.....74	1961 Robinson.....117	1991 Sabo.....91
1902 Crawford.....92	1932 Herman.....87	1962 Robinson.....*134	1992 Roberts.....92
1903 Donlin.....110	1933 Hafey.....77	1963 Rose.....101	1993 RSanders.....90
1904 Huggins.....96	1934 Hafey.....75	1964 Robinson.....103	1994 Larkin.....78
1905 Huggins.....117	1935 Goodman.....86	1965 Harper.....*126	1995 Larkin.....98
1906 Huggins.....81	1936 Cuyler.....96	1966 Rose.....97	1996 Larkin.....117
1907 Huggins, Mitchell.....64	1937 Goodman.....86	1967 Pinson.....90	1997 Greene.....62
1908 Lobert.....71	1938 Goodman.....103	1968 Rose.....94	1998 Larkin.....93
1909 Mitchell.....83	1939 Werber.....*115	1969 Rose.....*120	1999 Larkin.....108
1910 Beschner.....95	1940 Werber.....105	1970 Rose.....120	2000 Griffey Jr.....100
1911 Beschner.....106	1941 Frey.....78	1971 Rose.....86	2001 Casey.....69
1912 Beschner.....*120	1942 Frey.....66	1972 Morgan.....*122	2002 Dunn.....84
1913 Beschner.....86	1943 Tipton.....82	1973 Morgan.....116	2003 Casey.....71
1914 Groh.....59	1944 FMcCormick.....85	1974 Rose.....*110	2004 Dunn.....105
1915 Killefer.....75	1945 Clay.....81	1975 Rose.....*112	2005 Dunn.....107
1916 Groh.....85	1946 Haas.....57	1976 Rose.....*130	2006 Dunn.....99
1917 Groh.....91	1947 Baumholtz.....96	1977 Foster.....*124	2007 Phillips.....107
1918 Groh.....*86	1948 Sauer.....78	1978 Rose.....103	2008 Phillips.....80
1919 Groh, Daubert.....79	1949 Hatton.....71	1979 Concepcion.....91	2009 Votto.....82
1920 Daubert.....97	1950 Kluszewski.....76	1980 Collins.....94	2010 Votto.....106
1921 Bohne.....98	1951 Ryan.....75	1981 Griffey.....65	2011 Votto.....101
1922 Daubert.....114	1952 Adams.....85	1982 Driessen.....64	2012 Bruce.....89
1923 Burns.....99	1953 Bell.....102	1983 Redus.....90	2013 Choo.....107
1924 Critz, Roush.....67	1954 Kluszewski, Bell.....104	1984 Parker.....73	2014 Frazier.....88
1925 Roush.....91	1955 Kluszewski, Post.....116	1985 Parker.....88	2015 Votto.....95
1926 Critz.....96	1956 Robinson.....*122	1986 Davis.....97	2016 Votto.....101
1927 Dressen.....78	1957 Robinson.....97	1987 Davis.....120	2017 Votto.....106
1928 Critz.....95	1958 Robinson.....90	1988 Daniels.....95	2018 Gennett.....86
1929 Swanson.....100	1959 Pinson.....*131	1989 Benzinger.....79	2019 Suárez.....87

Hits

1900 Beckley.....190	1930 Heilmann.....153	1960 Pinson.....187	1990 Larkin.....185
1901 Beckley.....178	1931 Cuccinello.....181	1961 Pinson.....*208	1991 Sabo.....175
1902 Crawford.....185	1932 Herman.....188	1962 Robinson.....208	1992 Roberts.....172
1903 Seymour.....191	1933 Hafey.....172	1963 Pinson.....*204	1993 Sabo.....143
1904 Seymour.....166	1934 Koenig.....172	1964 Robinson.....174	1994 Morris.....146
1905 Seymour.....*219	1935 Goodman.....159	1965 Rose.....*209	1995 Larkin.....158
1906 Huggins.....159	1936 Cuyler.....185	1966 Rose.....205	1996 Morris.....165
1907 Mitchell.....163	1937 Goodman.....150	1967 Pinson.....187	1997 DSanders.....127
1908 Lobert.....167	1938 FMcCormick.....*209	1968 Rose.....*210	1998 Larkin, Young.....166
1909 Mitchell.....162	1939 FMcCormick.....*209	1969 Rose.....218	1999 Casey.....197
1910 Hoblitzell.....170	1940 FMcCormick.....*191	1970 Rose.....*205	2000 Young.....166
1911 Hoblitzell.....180	1941 FMcCormick.....162	1971 Rose.....192	2001 Casey.....165
1912 Hoblitzell.....164	1942 FMcCormick.....156	1972 Rose.....*198	2002 Walker.....183
1913 Hoblitzell.....143	1943 Frey.....154	1973 Rose.....*230	2003 Casey.....167
1914 Herzog.....140	1944 FMcCormick.....177	1974 Rose.....185	2004 Casey.....185
1915 Griffith.....179	1945 Clay.....184	1975 Rose.....210	2005 Flopez.....169
1916 Chase.....*184	1946 Haas.....141	1976 Rose.....*215	2006 Phillips.....148
1917 Groh.....*182	1947 Baumholtz.....182	1977 Rose.....204	2007 Phillips.....187
1918 Groh.....158	1948 Wroystek.....140	1978 Rose.....198	2008 Votto.....156
1919 Roush.....162	1949 Kluszewski.....164	1979 Knight.....175	2009 Phillips.....161
1920 Roush.....196	1950 Kluszewski.....165	1980 Collins.....167	2010 Votto.....177
1921 Bohne.....175	1951 Wyrostek.....167	1981 Concepcion.....129	2011 Votto.....185
1922 Daubert.....205	1952 Adams.....180	1982 Concepcion.....164	2012 Phillips.....163
1923 Duncan, Roush.....185	1953 Bell.....183	1983 Oester.....145	2013 Votto.....177
1924 Roush.....168	1954 Kluszewski.....187	1984 Parker.....173	2014 Frazier.....163
1925 Roush.....183	1955 Kluszewski.....*192	1985 Parker.....198	2015 Phillips.....173
1926 Roush.....182	1956 Temple.....180	1986 Parker.....174	2016 Votto.....181
1927 Dressen.....160	1957 Robinson.....197	1987 Parker.....149	2017 Votto.....179
1928 Critz.....190	1958 Temple.....166	1988 Larkin.....174	2018 Peraza.....182
1929 Swanson.....172	1959 Pinson.....205	1989 Benzinger.....154	2019 Suárez.....156

Doubles

1900 Steinfeldt.....	29	1931 Cuccinello.....	39	1962 Robinson.....	*51	1993 Sabo.....	33
1901 Beckley.....	36	1932 Herman.....	38	1963 Pinson.....	37	1994 Morris.....	30
1902 Peitz.....	22	1933 Hafey.....	34	1964 Robinson.....	38	1995 RSanders.....	36
1903 Steinfeldt.....	*32	1934 Bottomley.....	31	1965 Rose.....	35	1996 Larkin, Morris.....	32
1904 Seymour.....	26	1935 Kampris, Goodman ..	26	1966 Rose.....	38	1997 BBoone.....	25
1905 Seymour.....	*40	1936 Cuyler.....	29	1967 Rose.....	32	1998 Young.....	48
1906 Delahanty.....	21	1937 Goodman.....	25	1968 Rose.....	42	1999 Casey.....	42
1907 Ganzel.....	20	1938 FmCormick.....	40	1969 Rose.....	33	2000 Young.....	37
1908 Lobert.....	17	1939 FmCormick.....	41	1970 Rose.....	37	2001 Casey.....	40
1909 Hoblitzell.....	23	1940 FmCormick.....	*44	1971 Rose.....	27	2002 Walker.....	42
1910 Hoblitzell.....	24	1941 FmCormick.....	31	1972 Perez.....	33	2003 LaRue.....	23
1911 Beschner.....	32	1942 Joost.....	30	1973 Rose.....	36	2004 Casey.....	44
1912 Hoblitzell.....	32	1943 FmCormick.....	28	1974 Rose.....	*45	2005 Dunn.....	35
1913 Hoblitzell.....	23	1944 FmCormick.....	37	1975 Rose.....	*47	2006 Encarnacion.....	33
1914 Groh.....	18	1945 FmCormick.....	33	1976 Rose.....	*42	2007 Dunn.....	27
1915 Groh.....	32	1946 Haas.....	24	1977 Rose.....	38	Gonzalez, Hatteberg	
1916 Chase.....	29	1947 Miller.....	*38	1978 Rose.....	*51	2008 Votto.....	32
1917 Groh.....	*39	1948 Stallcup.....	30	1979 Knight.....	37	2009 Votto.....	38
1918 Groh.....	*28	1949 Hatton.....	38	1980 Knight.....	39	2010 Votto.....	36
1919 Roush.....	19	1950 Kluszewski.....	37	1981 Concepcion.....	28	2011 Votto.....	*40
1920 Groh, Daubert.....	28	1951 Kluszewski.....	35	1982 Cedeno.....	35	2012 Votto.....	44
1921 Bohne.....	28	1952 McMillan.....	32	1983 Householder.....	24	2013 Bruce.....	43
1922 Duncan.....	44	1953 Bell.....	37	1984 Parker.....	28	2014 Hamilton.....	25
1923 Roush.....	*41	1954 Bell.....	38	1985 Parker.....	*42	Phillips, Mesoraco	
1924 Roush.....	23	1955 Post.....	33	1986 Parker.....	31	2015 Frazier.....	43
1925 Pinelli.....	33	1956 Bell.....	31	1987 Parker, Diaz.....	28	2016 Votto, Phillips.....	34
1926 Roush.....	37	1957 Hoak.....	*39	1988 Sabo.....	40	2017 Duvall.....	37
1927 Dressen.....	36	1958 Temple.....	31	1989 Benzinger.....	28	2018 Peraza.....	31
1928 Kelly.....	33	1959 Pinson.....	*47	1990 Sabo.....	38	2019 Votto.....	32
1929 Kelly.....	45	1960 Pinson.....	*37	1991 O'Neill.....	36		
1930 Heilmann.....	43	1961 Pinson.....	34	1992 Roberts.....	34		

Triples

1900 Crawford.....	15	1930 Walker.....	11	1960 Pinson.....	12	1990 Duncan.....	*11
1901 Crawford.....	16	1931 Walker.....	11	1961 Pinson.....	8	1991 Duncan, Larkin.....	4
1902 Crawford.....	*22	1932 Herman.....	*19	1962 Blasingame, Pinson ...	7	1992 3 players tied.....	6
1903 Donlin.....	18	1933 Bottomley.....	9	1963 Pinson.....	*14	1993 Samuel, RSanders.....	4
1904 Kelley, Seymour.....	13	1934 Bottomley.....	11	1964 Pinson.....	11	1994 RSanders.....	8
1905 Seymour.....	*21	1935 Goodman.....	*18	1965 Rose, Cardenas.....	11	1995 Larkin, RSanders.....	6
1906 Kelley.....	11	1936 Goodman.....	*14	1966 Pinson.....	6	1996 Howard.....	10
1907 Ganzel.....	*16	1937 Goodman.....	12	1967 Pinson.....	*13	1997 DSanders.....	7
1908 Lobert.....	18	1938 Riggs.....	13	1968 Perez.....	7	1998 Larkin.....	10
1909 Mitchell.....	*17	1939 Goodman.....	16	1969 Rose.....	11	1999 Cameron.....	9
1910 Mitchell.....	*18	1940 Frey, Goodman.....	6	1970 Rose.....	9	2000 Reese, Young.....	6
1911 Mitchell.....	22	1941 Frey, McCormick.....	5	1971 3 players tied.....	4	2001 Ochoa.....	4
1912 Mitchell.....	13	1942 3 players tied.....	6	1972 Rose.....	11	2002 Taylor.....	4
1913 Tinker.....	13	1943 Frey, Marshall.....	8	1973 Rose.....	8	2003 ABoone, Casey.....	3
1914 Niehoff.....	9	1944 Miller.....	5	1974 Geronimo.....	8	2004 Freel.....	8
1915 Griffith.....	16	1945 Libke.....	5	1975 Griffey.....	9	2005 FLopez.....	5
1916 Groh, Roush.....	14	1946 Lukon.....	8	1976 Geronimo.....	11	2006 Freel.....	2
1917 Chase.....	15	1947 Baumholtz.....	9	1977 Griffey.....	8	2007 Phillips.....	6
1918 LMagee, SMagee.....	13	1948 Wyrostek.....	9	1978 Griffey.....	8	2008 Phillips.....	7
1919 3 players tied.....	12	1949 3 players tied.....	5	1979 4 players tied.....	4	2009 Phillips.....	5
1920 Roush.....	16	1950 Adams.....	8	1980 Griffey.....	10	2010 Stubbs.....	6
1921 Bohne.....	16	1951 Adams.....	5	1981 Oester.....	7	2011 Stubbs, Votto.....	3
1922 Daubert.....	*22	1952 Kluszewski.....	11	1982 Householder, Milner ...	5	2012 Frazier.....	6
1923 Roush.....	18	1953 Greengrass.....	7	1983 Redus.....	9	2013 4 players tied.....	3
1924 Roush.....	*21	1954 Temple.....	8	1984 Esasky.....	5	2014 Hamilton.....	8
1925 Walker, Roush.....	16	1955 Bell.....	6	1985 Milner.....	7	2015 Bruce.....	4
1926 Walker.....	20	1956 McMillan.....	7	1986 Milner.....	6	2016 Bruce, Duvall.....	6
1927 Dressen, Walker.....	10	1957 McMillan,Robinson.....	5	1987 Stillwell.....	7	2017 Hamilton.....	11
1928 Walker.....	12	1958 Temple,Robinson.....	6	1988 Larkin.....	5	2018 Hamilton.....	9
1929 Walker.....	15	1959 Pinson.....	9	1989 Rooms.....	5	2019 Ervin.....	7

Home Runs

1900 Crawford.....	7	1930 Heilmann.....	19	1960 Robinson.....	31	1990 Sabo.....	25
1901 Crawford.....	*16	1931 Cullop.....	8	1961 Robinson.....	37	1991 O'Neill.....	28
1902 Beckley.....	5	1932 Herman.....	16	1962 Robinson.....	39	1992 O'Neill.....	14
1903 Seymour, Donlin.....	7	1933 Bottomley.....	13	1963 Pinson.....	22	1993 Sabo.....	21
1904 Dolan.....	6	1934 Hafey.....	18	1964 Robinson.....	29	1994 Mitchell.....	30
1905 Odwell.....	*9	1935 Godmn, Lombardi.....	12	1965 Robinson.....	33	1995 Gant.....	29
1906 Seymour, Schlei.....	4	1936 Goodman.....	17	1966 Johnson.....	24	1996 Larkin.....	33
1907 Mitchell, Kane.....	3	1937 Kampouris.....	17	1967 Perez.....	26	1997 Greene.....	26
1908 Lobert.....	4	1938 Goodman.....	30	1968 May.....	22	1998 Boone.....	24
1909 3 players tied.....	4	1939 Lombardi.....	20	1969 May.....	38	1999 Vaughn.....	45
1910 Mitchell.....	5	1940 FMcCormick.....	19	1970 Bench.....	*45	2000 Griffey Jr.....	40
1911 Hoblitzell.....	11	1941 FMcCormick.....	17	1971 May.....	39	2001 Griffey Jr.....	22
1912 Mitchell, Bescher.....	4	1942 FMcCormick.....	13	1972 Bench.....	*40	2002 ABoone, Dunn.....	26
1913 Bates.....	6	1943 Tipton.....	9	1973 Perez.....	27	2003 Dunn.....	27
1914 Niehoff.....	4	1944 FMcCormick.....	20	1974 Bench.....	33	2004 Dunn.....	46
1915 TGriffith.....	4	1945 Miller.....	13	1975 Bench.....	28	2005 Dunn.....	40
1916 Chase.....	4	1946 Hatton.....	14	1976 Foster.....	29	2006 Dunn.....	40
1917 3 players tied.....	4	1947 Miller.....	19	1977 Foster.....	*52	2007 Dunn.....	40
1918 Roush.....	5	1948 Sauer.....	35	1978 Foster.....	*40	2008 Dunn.....	32
1919 Groh.....	5	1949 Cooper.....	16	1979 Foster.....	30	2009 Votto.....	25
1920 Daubert, Roush.....	4	1950 Kluszewski.....	25	1980 Foster.....	25	2010 Votto.....	37
1921 Roush.....	4	1951 Ryan.....	16	1981 Foster.....	22	2011 Bruce.....	32
1922 Daubert.....	12	1952 Kluszewski.....	16	1982 Driessen.....	17	2012 Bruce.....	34
1923 Hargrave.....	10	1953 Kluszewski.....	40	1983 Redus.....	17	2013 Bruce.....	30
1924 4 players tied.....	4	1954 Kluszewski.....	*49	1984 Parker.....	16	2014 Frazier.....	29
1925 Roush, Smith.....	8	1955 Kluszewski.....	47	1985 Parker.....	34	2015 Frazier.....	35
1926 Roush.....	7	1956 Robinson.....	38	1986 Parker.....	31	2016 Duvall.....	33
1927 Walker.....	6	1957 Crowe.....	31	1987 Davis.....	37	2017 Votto.....	36
1928 Picinich.....	7	1958 Robinson.....	31	1988 Davis.....	26	2018 Suárez.....	34
1929 Walker.....	7	1959 Robinson.....	36	1989 Davis.....	34	2019 Suárez.....	49

Runs Batted In

1900 Beckley.....	94	1930 Heilmann.....	91	1960 Robinson.....	83	1990 Davis.....	86
1901 Crawford.....	104	1931 Cuccinello.....	93	1961 Robinson.....	124	1991 O'Neill.....	91
1902 Crawford.....	78	1932 Herman.....	87	1962 Robinson.....	136	1992 Larkin.....	78
1903 Steinfeldt.....	83	1933 Bottomley.....	83	1963 Pinson.....	106	1993 RSanders.....	83
1904 Corcoran.....	74	1934 Bottomley.....	78	1964 Robinson.....	96	1994 Morris.....	78
1905 Seymour.....	*121	1935 Goodman.....	72	1965 DJohnson.....	*130	1995 RSanders.....	99
1906 Schlei.....	54	1936 Cuyler.....	74	1966 Cardnas, DJohns.....	81	1996 Larkin.....	89
1907 Ganzel.....	64	1937 Kampouris.....	71	1967 Perez.....	102	1997 Greene.....	91
1908 Lobert.....	63	1938 FMcCormick.....	106	1968 Perez.....	92	1998 BBoone.....	95
1909 Mitchell.....	86	1939 FMcCormick.....	*128	1969 Perez.....	122	1999 Vaughn.....	118
1910 Mitchell.....	88	1940 FMcCormick.....	127	1970 Bench.....	*148	2000 Griffey Jr.....	118
1911 Hoblitzell.....	91	1941 FMcCormick.....	97	1971 May.....	98	2001 Casey.....	89
1912 Hoblitzell.....	85	1942 FMcCormick.....	89	1972 Bench.....	*125	2002 ABoone.....	87
1913 Hoblitzell.....	62	1943 Miller.....	71	1973 Bench.....	104	2003 Casey.....	80
1914 Niehoff.....	49	1944 FMcCormick.....	102	1974 Bench.....	*129	2004 Dunn.....	102
1915 TGriffith.....	85	1945 FMcCormick.....	81	1975 Bench.....	110	2005 Dunn.....	81
1916 Chase.....	82	1946 Hatton.....	69	1976 Foster.....	*121	2006 Dunn.....	92
1917 Chase.....	86	1947 Miller.....	87	1977 Foster.....	*149	2007 Dunn.....	106
1918 SMagee.....	*76	1948 Sauer.....	97	1978 Foster.....	*120	2008 Votto.....	84
1919 Roush.....	71	1949 Hatton.....	69	1979 Foster.....	98	2009 Phillips.....	98
1920 Roush.....	90	1950 Kluszewski.....	111	1980 Foster.....	93	2010 Votto.....	113
1921 Roush.....	71	1951 Kluszewski.....	77	1981 Foster.....	90	2011 Votto.....	103
1922 Duncan.....	94	1952 Kluszewski.....	86	1982 Cedeno, Driessen.....	57	2012 Bruce.....	96
1923 Roush.....	88	1953 Kluszewski.....	108	1983 Oester.....	58	2013 Bruce.....	109
1924 Roush.....	72	1954 Kluszewski.....	*141	1984 Parker.....	94	2014 Frazier, Mesoraco.....	80
1925 Roush.....	83	1955 Kluszewski.....	113	1985 Parker.....	*125	2015 Frazier.....	89
1926 Pipp.....	99	1956 Kluszewski.....	102	1986 Parker.....	116	2016 Duvall.....	103
1927 Walker.....	80	1957 Crowe.....	92	1987 Davis.....	100	2017 Votto.....	100
1928 Walker.....	73	1958 Robinson.....	83	1988 Davis.....	93	2018 Suárez.....	104
1929 Kelly.....	103	1959 Robinson.....	125	1989 Davis.....	101	2019 Suárez.....	103

Stolen Bases

1900 Barrett.....	44	1930 Stripp.....	15	1960 Pinson.....	32	1990 Hatcher, Larkin.....	30
1901 Harley.....	37	1931 Stripp.....	5	1961 Pinson.....	23	1991 Larkin.....	24
1902 Corcoran.....	20	1932 Herman.....	7	1962 Pinson.....	26	1992 Roberts.....	44
1903 Donlin.....	26	1933 Morrissey.....	5	1963 Pinson.....	27	1993 RSanders.....	27
1904 Odwell.....	30	1934 Piet, Slade.....	6	1964 Harper.....	24	1994 Larkin.....	26
1905 Corcoran.....	28	1935 Goodman.....	14	1965 Harper.....	35	1995 Larkin.....	51
1906 Huggins.....	41	1936 Cuyler.....	16	1966 Harper.....	29	1996 Larkin.....	36
1907 Lobert.....	30	1937 Goodman, Cuyler.....	10	1967 Pinson.....	26	1997 DSanders.....	56
1908 Lobert.....	47	1938 Frey.....	4	1968 Pinson.....	17	1998 Larkin.....	26
1909 Bescher.....	*54	1939 Werber.....	15	1969 Tolan.....	26	1999 Cameron, Reese.....	38
1910 Bescher.....	*70	1940 Frey.....	*22	1970 Tolan.....	*57	2000 Reese.....	29
1911 Bescher.....	*81	1941 Frey.....	16	1971 Rose.....	13	2001 Reese.....	25
1912 Bescher.....	*67	1942 Walker.....	11	1972 Morgan.....	58	2002 ABoone.....	32
1913 Bescher.....	38	1943 Miller, Marshall.....	8	1973 Morgan.....	67	2003 ABoone.....	15
1914 Herzog.....	46	1944 Miller.....	9	1974 Morgan.....	58	2004 Freel.....	37
1915 Herzog.....	35	1945 Clay.....	19	1975 Morgan.....	67	2005 Freel.....	36
1916 Chase.....	22	1946 Haas.....	22	1976 Morgan.....	60	2006 Freel.....	37
1917 Neale.....	25	1947 Haas, Adams.....	9	1977 Morgan.....	49	2007 Phillips.....	32
1918 Roush.....	24	1948 Baumholtz.....	8	1978 Driessen.....	28	2008 Phillips.....	23
1919 Neale.....	28	1949 Wyrostek.....	7	1979 Morgan.....	28	2009 Phillips, Taveras.....	25
1920 Roush.....	36	1950 Adams.....	7	1980 Collins.....	79	2010 Stubbs.....	30
1921 Bohne.....	26	1951 Ryan.....	11	1981 Collins.....	26	2011 Stubbs.....	40
1922 Burns.....	30	1952 Adams.....	11	1982 Milner.....	18	2012 Stubbs.....	30
1923 Bohne.....	16	1953 Bridges, Grngrass.....	6	1983 Milner.....	41	2013 Choo.....	20
1924 Pinelli.....	23	1954 Temple.....	21	1984 Redus.....	48	2014 Hamilton.....	56
1925 Roush.....	22	1955 Temple.....	19	1985 Redus.....	48	2015 Hamilton.....	57
1926 3 players tied.....	8	1956 Temple.....	14	1986 Davis.....	80	2016 Hamilton.....	58
1927 Allen.....	12	1957 Temple.....	19	1987 Davis.....	50	2017 Hamilton.....	59
1928 Walker.....	19	1958 Temple.....	15	1988 Sabo.....	46	2018 Hamilton.....	34
1929 Swanson.....	33	1959 Pinson.....	21	1989 Davis.....	21	2019 Puig, Senzel.....	14

REDS NATIONAL LEAGUE BATTING LEADERS - SINCE 1900

Batting Average (8)

Cy Seymour.....	1905 (.377)
Hal Chase.....	1916 (.339)
Edd Roush.....	1917 (.341)
Edd Roush.....	1919 (.321)
Ernie Lombardi.....	1938 (.342)
Pete Rose.....	1968 (.335)
Pete Rose.....	1969 (.348)
Pete Rose.....	1973 (.338)

Runs (13)

Bob Bescher.....	1912 (120)
Heinie Groh.....	1918 (86)
Billy Werber.....	1939 (115)
Frank Robinson.....	1956 (122)
Vada Pinson.....	1959 (131)
Frank Robinson.....	1962 (134)
Tommy Harper.....	1965 (126)
Pete Rose.....	*1969 (120)
Joe Morgan.....	1972 (122)
Pete Rose.....	1974 (110)
Pete Rose.....	1975 (112)
Pete Rose.....	1976 (130)
George Foster.....	1977 (124)

Hits (15)

Cy Seymour.....	1905 (219)
Hal Chase.....	1916 (184)
Heinie Groh.....	1917 (182)
Frank McCormick.....	1938 (209)
Frank McCormick.....	1939 (209)
Frank McCormick.....	*1940 (191)

Ted Kluszewski.....	1955 (192)
Vada Pinson.....	1961 (208)
Vada Pinson.....	1963 (204)
Pete Rose.....	1965 (209)
Pete Rose.....	*1968 (210)
Pete Rose.....	*1970 (205)
Pete Rose.....	1972 (198)
Pete Rose.....	1973 (230)
Pete Rose.....	1976 (215)

Doubles (17)

Harry Steinfeldt.....	*1903 (32)
Cy Seymour.....	1905 (40)
Heinie Groh.....	1917 (39)
Heinie Groh.....	1918 (28)
Edd Roush.....	1923 (41)
Frank McCormick.....	1940 (44)
Eddie Miller.....	1947 (38)
Don Hoak.....	1957 (39)
Vada Pinson.....	1959 (47)
Vada Pinson.....	1960 (37)
Frank Robinson.....	1962 (51)
Pete Rose.....	1974 (45)
Pete Rose.....	1975 (47)
Pete Rose.....	1976 (42)
Pete Rose.....	1978 (51)
Dave Parker.....	1985 (42)
Joey Votto.....	2011 (40)

Triples (13)

Sam Crawford.....	*1902 (22)
Cy Seymour.....	1905 (21)
John Ganzel.....	*1907 (16)
Mike Mitchell.....	1909 (17)
Mike Mitchell.....	1910 (18)
Jake Daubert.....	1922 (22)
Edd Roush.....	1924 (21)
Babe Herman.....	1932 (19)
Ival Goodman.....	1935 (18)
Ival Goodman.....	1936 (14)
Vada Pinson.....	1963 (14)
Vada Pinson.....	1967 (13)
Mariano Duncan.....	1990 (11)

Home Runs (7)

Sam Crawford.....	1901 (16)
Fred Odwell.....	1905 (9)
Ted Kluszewski.....	1954 (49)
Johnny Bench.....	1970 (45)
Johnny Bench.....	1972 (40)
George Foster.....	1977 (52)
George Foster.....	1978 (40)

Total Bases (6)

Sam Crawford.....	1902 (256)
Cy Seymour.....	1905 (325)
Johnny Bench.....	1974 (315)
George Foster.....	1977 (388)
Dave Parker.....	1985 (350)
Dave Parker.....	1986 (304)

Runs Batted In (12)**

Cy Seymour.....	1905 (21)
Sherry Magee.....	1918 (76)
Frank McCormick.....	1939 (128)
Ted Kluszewski.....	1954 (141)
Deron Johnson.....	1965 (130)
Johnny Bench.....	1970 (148)
Johnny Bench.....	1972 (125)
Johnny Bench.....	1974 (129)
George Foster.....	1976 (121)
George Foster.....	1977 (149)
George Foster.....	1978 (120)
Dave Parker.....	1985 (125)

Stolen Bases (6)

Bob Bescher.....	1909 (54)
Bob Bescher.....	1910 (70)
Bob Bescher.....	1911 (81)
Bob Bescher.....	1912 (67)
Lonny Frey.....	1940 (22)
Bobby Tolan.....	1970 (57)

* Tied for league lead

** RBI became official stat in 1920



CAREER BATTING RECORDS - SINCE 1900

Highest Batting Average.....	332, Cy Seymour
Highest Slugging Percentage.....	554, Frank Robinson
Most Runs.....	1,741, Pete Rose
Most Hits.....	3,358, Pete Rose
Most RBI.....	1,376, Johnny Bench
Most Stolen Bases.....	406, Joe Morgan
Most Walks.....	1,210, Pete Rose
Most Strikeouts.....	1,306, Tony Perez
Most Singles.....	2,490, Pete Rose
Most Doubles.....	601, Pete Rose
Most Triples.....	152, Edd Roush
Most Home Runs.....	389, Johnny Bench
Most Home Runs (Left-handed Batter).....	270, Adam Dunn
Highest Home Run Percentage, per 100 AB.....	7.2, Adam Dunn
Fewest AB Per Home Run.....	13.8, Adam Dunn
Most Grand Slams.....	11, Johnny Bench
Most Seasons, 20 Or More Home Runs.....	11, Johnny Bench
Most Seasons, 30 Or More Home Runs.....	7, Frank Robinson
Most Extra-Base Hits.....	868, Pete Rose
Most Total Bases.....	4,645, Pete Rose
Most Seasons.....	19 (3x), Pete Rose (1963-78, 1984-86), Dave Concepcion (1970-88), Barry Larkin (1986-2004)
Most Games Played.....	2,722, Pete Rose
Most Consecutive Games Played.....	678, Pete Rose
Most At-Bats.....	10,934, Pete Rose
Most Pinch-Hit At-Bats.....	284, Red Lucas
Most Pinch-Hits.....	80, Red Lucas
Most Pinch-Hit Home Runs.....	13, Jerry Lynch

Reds Batting Top 5 - Since 1900

GAMES	HITS	DOUBLES	EXTRA-BASE HITS
Rose.....2,722	Rose.....3,358	Rose.....601	Rose.....868
Concepcion.....2,488	Larkin.....2,340	Larkin.....441	Bench.....794
Larkin.....2,180	Concepcion.....2,326	Votto.....404	Larkin.....715
Bench.....2,158	Bench.....2,048	Concepcion.....389	Votto.....708
Perez.....1,948	Perez.....1,934	Bench.....381	FRobinson.....692
AT-BATS	RUNS	TRIPLES	TOTAL BASES
Rose.....10,934	Rose.....1,741	Roush.....152	Rose.....4,645
Concepcion.....8,723	Larkin.....1,329	Rose.....115	Bench.....3,644
Larkin.....7,937	Bench.....1,091	Pinson.....96	Larkin.....3,527
Bench.....7,658	FRobinson.....1,043	CWalker.....94	Perez.....3,246
Perez.....6,846	Votto.....1,009	MMitchell.....88	Votto.....3,162
BATTING AVERAGE	RBI	HOME RUNS	STOLEN BASES
Seymour......332	Bench.....1,376	Bench.....389	Morgan.....406
Roush......331	Perez.....1,192	FRobinson.....324	Larkin.....379
Beckley......325	Rose.....1,036	Perez.....287	Concepcion.....321
Hargrave......314	FRobinson.....1,009	Votto.....284	Bescher.....320
Bressler......311	Larkin.....960	Dunn.....270	Hamilton.....277

REDS ALL-TIME GRAND SLAM LEADERS

Johnny Bench.....11	Dave Parker.....5	Joe Morgan.....4	Ernie Lombardi.....3
Adam Dunn.....9	Tony Perez.....5	Joey Votto.....4	Joe Oliver.....3
George Foster.....9	Brandon Phillips.....5	Ed Bailey.....3	Wally Post.....3
Eric Davis.....7	Frank Robinson.....5	Gus Bell.....3	Chris Sabo.....3
Dave Concepcion.....6	Jay Bruce.....4	Adam Duvall.....3	Andy Seminick.....3
Vada Pinson.....6	Ray Knight.....4	Willie Greene.....3	Eugenio Suárez.....3
Nick Esasky.....5	Jason LaRue.....4	Ken Griffey Jr.....3	
Scooter Gennett.....5	Devin Mesoraco.....4	Ted Kluszewski.....3	

SINGLE-SEASON BATTING RECORDS - SINCE 1900

Club Records

Most Players Used	57, 2003
Most Players With 100 Starts	9, 2017 (Votto, Duvall, Suárez, Hamilton, Schebler, Peraza, Cozart, Gennett, Barnhart)
Most At-Bats	5,767, 1968
Most Runs Scored	865, 1999
Fewest Runs Scored	489, 1908
Most Runs Batted In	820, 1999
Most Hits	1,599, 1976
Fewest Hits	1,108, 1908
Highest Batting Average296, 1922
Lowest Batting Average227, 1908
Most .300 Hitters	5 (2x), 1976, 1903
Highest Slugging Percentage451, 1999
Lowest Slugging Percentage294, 1908
Most Singles	1,191, 1922
Most Doubles	335, 2005
Most Triples	120, 1926
Most Home Runs	227, 2019
Most Home Runs, Road	112, 1999
Most Grand Slams	11, 2018
Most Pinch-Hit Home Runs	13, 2006
Most Consecutive Games With One or More Homers	21, 1956 (41 HR)
Most Home Runs, Month	51, September 1999
Most Players With 10 Home Runs	10 (2x), 1999 & 2000
Most Players with 15 Home Runs	7 (2x), 2006 & 2007
Most Players With 20 Home Runs	6, 2017 (Votto, Duvall, Schebler, Gennett, Suárez, Cozart)
Most Players With 30 Home Runs	3 (4x), 1956 (Robinson, Post, Kluszewski), 1970 (Bench, Perez, May), 2007 (Dunn, Griffey, Phillips), 2017 (Votto, Duvall, Schebler)
Fewest Home Runs, Season	14, 1908, 1916
Most Home Runs vs One Opponent	44, 1956 vs Brooklyn
Most Home Runs, Season, Home	128, 1956
Most Extra-Base Hits	572, 2005
Most Total Bases	2,549 (2x), 1999, 2000
Most Sacrifices (no sacrifice flies)	239, 1926
Most Sacrifice Flies	66, 1993
Most Walks	693, 1974
Most Strikeouts	1,436, 2019
Fewest Strikeouts	303, 1918
Most Players With 100 Strikeouts	5 (4x), 2005, 2013, 2017, 2018
Most Hit Batsmen	89, 2019
Fewest Hit Batsmen	11, 1951
Most Grounded Into Double Plays	143, 1982
Fewest Grounded Into Double Plays	85, 1991
Most Men Left On Base	1,328, 1976
Fewest Men Left On Base	997, 1921
Most Stolen Bases	310, 1910
Most Caught Stealing	136, 1922

REDS HIGHEST SINGLE-SEASON HOME RUN TOTALS

2019.....	227	1956.....	**221	1999.....	209
2005.....	*222	2017.....	219	2007.....	204
* 163 games, ** 154 games		2006.....	217	2000.....	200

Individual Records

Most Games	163 (2x), Leo Cardenas, 1964; Pete Rose, 1974
Most At Bats	680, Pete Rose, 1973
Most At Bats, Pinch hitter	78, Skip Schumaker, 2015
Most Plate Appearances, Pinch hitter	88, Jacob Cruz, 2005
Highest Batting Average.....	.377, Cy Seymour, 1905
Highest Slugging Percentage.....	.681, Kevin Mitchell, 1994
Highest Slugging Percentage (Non-strike Season).....	.642, Ted Kluszewski, 1954
Highest On-base Percentage.....	.474, Joey Votto, 2012
Most Hits.....	230, Pete Rose, 1973
Most Pinch-Hits	20, Jacob Cruz, 2005
Longest Hitting Streak.....	44, Pete Rose, 6/14-7/31, 1978
Consecutive Hits.....	10, Woody Williams (over 2 games), 9/5-9/6, 1943; Bip Roberts (over 4 games), 9/19-9/23, 1992
Most Consecutive Games With Extra-Base Hit.....	9 (2x); Sam Crawford, 1900; Pete Rose, 7/31-8/8, 1966
Consecutive Plate Appearances Reaching Base.....	13, Barry Larkin (over 4 games), 5/25-5/27, 1997
Most Runs	134, Frank Robinson, 1962
Consecutive Games Scoring Run	17, Ted Kluszewski, 1954 (24 Runs)
Most RBI.....	149, George Foster, 1977
Most RBI, One Month.....	45, Gus Bell, June 1953
Consecutive Games Driving In Run	10, Joe Morgan, 1976 (17 RBI)
Most Singles.....	181, Pete Rose, 1973
Most Doubles.....	51 (2x), Frank Robinson, 1962; Pete Rose, 1978
Most Triples.....	23, Sam Crawford, 1902
Most Home Runs (Left-handed Batter).....	49, Ted Kluszewski, 1954
Most Home Runs (Right-handed Batter)	52, George Foster, 1977
Most Home Runs, Switch-Hitter	23, Felipe Lopez, 2005
Consecutive Games Hitting HR.....	5 (8x), Ted Kluszewski, 8/11-8/15, 1954; George Crowe, 8/8-8/14, 1957; Johnny Bench, 5/30-6/3, 1972; Ken Griffey Jr., 7/8-7/12, 2003; Adam Dunn, 5/14-5/19, 2008; Devin Mesoraco, 6/19-6/24, 2014; Jay Bruce, 7/23-7/27, 2016; Eugenio Suárez, 7/23-7/27, 2018
Most Home Runs in Consecutive Games.....	7, Johnny Bench, 7 homers in 5 games, 5/30-6/3, 1972
Most Home Runs At Home.....	34, Ted Kluszewski, 1954
Most Home Runs On Road	31, George Foster, 1977
Most Home Runs, One Month.....	14 (3x), Frank Robinson, August 1962; Greg Vaughn, September 1999; Aristides Aquino August, 2019
Most Leadoff Home Runs.....	8, Kal Daniels, 1987
Most Pinch-Hit Home Runs	5, Jerry Lynch, 1961
Most Home Runs, First Base, Season	49, Ted Kluszewski, 1954
Most Home Runs, Second Base, Season.....	30, Brandon Phillips, 2007
Most Home Runs, Shortstop, Season	33, Barry Larkin, 1996
Most Home Runs, Third Base, Season	49, Eugenio Suárez, 2019
Most Home Runs, Catcher, Season	38, Johnny Bench, 1970
Most Home Runs, Outfielder, Season.....	52, George Foster, 1977
Most Home Runs By Two Players, Season.....	87, Kluszewski (47), Post (40), 1955
Most Home Runs By Three Players, Season	119, Bench (45), Perez (40), May (34), 1970
Most Grand Slams.....	4, Scooter Gennett, 2017
Most Grand Slams, Month.....	3, Eric Davis, May 1987
Most Grand Slams, Consecutive Games	2, Eric Davis, 5/4-5/5, 1996 at San Francisco
Most Extra-Base Hits.....	92, Frank Robinson, 1962
Most Total Bases.....	388, George Foster, 1977
Most Walks	143, Joey Votto, 2015
Consecutive Games, Walk	13, Adam Dunn, 5/15-5/28, 2002
Most Hit By Pitch.....	26, Shin-Soo Choo, 2013
Most Strikeouts, LH Batter.....	195, Adam Dunn, 2004
Most Strikeouts, RH Batter.....	205, Drew Stubbs, 2011
Fewest Strikeouts.....	13, Frank McCormick, 1941
Most Sacrifices (including Sacrifice Flies).....	39, Jake Daubert, 1919
Most Sacrifice Bunts.....	31, Roy McMillan, 1954
Most Sacrifice Flies	13, Johnny Temple, 1959
Most Stolen Bases.....	81, Bob Bescher, 1911
Most Caught Stealing	28, Pat Duncan, 1922
Most GDP.....	30, Ernie Lombardi, 1938
Fewest GDP (150 or more games).....	1 (2x), Billy Hamilton (2x), 2014 & 2018

Individual Records, Rookies

Most Games	157, Pete Rose, 1963
Most At Bats	643, Frank Baumholz, 1947
Most Plate Appearances, Pinch Hitter	61, Brady Clark, 2001
Most At Bats, Pinch hitter	51, Patrick Kivlehan, 2017
Highest Batting Average350, Walter Christensen, 1926
Highest Slugging Percentage558, Frank Robinson, 1956
Highest Pinch-Hit Batting Average388, Walter Christensen, 1926
Most Hits	209, Frank McCormick, 1938
Most Runs	122, Frank Robinson, 1956
Most RBI	106, Frank McCormick, 1938
Most Stolen Bases	56, Billy Hamilton, 2014
Most Singles	160, Frank McCormick, 1938
Most Doubles	47, Vada Pinson, 1959
Most Triples	18, Ival Goodman, 1935
Most Home Runs	38, Frank Robinson, 1956
Most Home Runs, One Month	14, Aristides Aquino, August, 2019
Most Extra-Base Hits	76, Vada Pinson, 1959
Most Total Bases	330, Vada Pinson, 1959
Most Walks	94, Bernie Carbo, 1970
Most Strikeouts	117, Billy Hamilton, 2014
Most Hit By Pitch	20, Frank Robinson, 1956

Home Runs by Reds Trios

119	1970	Bench (45), Perez (40), May (34)
114	1955	Kluszewski (47), Post (40), Bell (27)
109	1956	Robinson (38), Post (36), Kluszewski (35)
105	1977	Foster (52), Bench (31), Morgan (22)
101	1969	May (38), Perez (37), Bench (26)
100	2007	Dunn (40), Griffey Jr. (30), Phillips (30)

Reds with 3 Grand Slams in a Season

Frank Robinson	1962
Lee May	1970
Ray Knight	1980
Eric Davis	1987
Chris Sabo	1993
Devin Mesoraco	2014
Scotter Gennett (4, club record)	2017

Home Runs by Reds Duos

87	1955	Kluszewski (47), Post (40)
85	1970	Bench (45), Perez (40)
83	1977	Foster (52), Bench (31)
76	1954	Kluszewski (49), Greengrass (27)
75	2005	Dunn (40), Griffey Jr. (35)
	1969	May (38), Perez (37)
74	1956	Robinson (38), Post (36)
72	2004	Dunn (46), Pena (26)
71	2019	Suárez (49), Puig (22)
70	1953	Kluszewski (40), Post (30)
	1999	Vaughn (45), Casey (25)
	2007	Dunn (40), Griffey Jr. (30)
	2007	Dunn (40), Phillips (30)

Reds with 30 Home Runs & 30 Steals in a Season

1987	Eric Davis, OF	37 HR, 50 SB
1996	Barry Larkin, SS	33 HR, 36 SB
2007	Brandon Phillips, 2B	30 HR, 32 SB

Reds with 30 Home Runs in a Season

#	Player	Year
52	George Foster	1977
49	Eugenio Suárez	2019
	Ted Kluszewski	1954
47	Ted Kluszewski	1955
46	Adam Dunn	2004
45	Greg Vaughn	1999
	Johnny Bench	1970
40	Adam Dunn	2007
	Adam Dunn	2006
	Adam Dunn	2005
	Ken Griffey Jr.	2000
	George Foster	1978
	Johnny Bench	1972
	Tony Perez	1970
	Wally Post	1955
	Ted Kluszewski	1953
39	Lee May	1971
	Frank Robinson	1962
38	Lee May	1969
	Frank Robinson	1956
37	Eric Davis	1987
	Tony Perez	1969
	Frank Robinson	1961
	Joey Votto	2010
36	Joey Votto	2017
	Frank Robinson	1959
	Wally Post	1956
35	Todd Frazier	2015
	Ken Griffey Jr.	2005
	Ted Kluszewski	1956
	Hank Sauer	1948
34	Jay Bruce	2012
	Eric Davis	1989
	Dave Parker	1985
	Lee May	1970
	Eugenio Suárez	2018
33	Adam Duvall	2016
	Barry Larkin	1996
	Johnny Bench	1974
	Frank Robinson	1965
32	Jay Bruce	2011
	Adam Dunn	2008
	Deron Johnson	1965
31	Adam Duvall	2017
	Dave Parker	1986
	Johnny Bench	1977
	Frank Robinson	1960
	Frank Robinson	1958
	George Crowe	1957
30	Scott Schebler	2017
	Brandon Phillips	2007
	Ken Griffey Jr.	2007
	Kevin Mitchell	1994
	George Foster	1979
	Gus Bell	1953
	Ival Goodman	1938
	Jay Bruce	2013

Reds with 200 Hits in a Season

230	Pete Rose	1973
219	Cy Seymour	1905
218	Pete Rose	1969
215	Pete Rose	1976
210	Pete Rose	1968, 1975
209	FMcCormick	1938, 1939
	Pete Rose	1965
208	Vada Pinson	1961

	Frank Robinson	1962
205	Pete Rose	1966, 1970
	Vada Pinson	1959
	Jake Daubert	1922
204	Vada Pinson	1963, 1965
	Pete Rose	1977

Reds with 60 Steals in a Season

81	Bob Bescher	1911
80	Eric Davis	1986
79	Dave Collins	1980
70	Bob Bescher	1910
67	Bob Bescher	1912
67	Joe Morgan	1973, 1975
60	Joe Morgan	1976

Reds with 100 RBI in a Season

149	George Foster	1977
148	Johnny Bench	1970
141	Ted Kluszewski	1954
136	Frank Robinson	1962
130	Deron Johnson	1965
129	Tony Perez	1970
	Johnny Bench	1974
128	Frank McCormick	1939
127	Frank McCormick	1940
125	Frank Robinson	1959
	Johnny Bench	1972
	Dave Parker	1985
124	Frank Robinson	1961
122	Tony Perez	1969
121	Cy Seymour	1905
	George Foster	1976
120	George Foster	1978
118	Greg Vaughn	1999
	Ken Griffey Jr.	2000
116	Dave Parker	1986

115	Gus Bell	1959
113	Ted Kluszewski	1955
	Frank Robinson	1965
	Joey Votto	2010
111	Ted Kluszewski	1950
	Joe Morgan	1976
110	Lee May	1969
	Johnny Bench	1975
109	Wally Post	1955
	Tony Perez	1975
	Johnny Bench	1977
	Jay Bruce	2013
108	Ted Kluszewski	1953
106	Frank McCormick	1938
	Vida Pinson	1963
	Adam Dunn	2007
105	Gus Bell	1953
104	Sam Crawford	1901
	Gus Bell	1955

	Johnny Bench	1973
	Eugenio Suárez	2018
103	George Kelly	1929
	Joey Votto	2011
	Brandon Phillips	2013
	Adam Duvall	2016
	Eugenio Suárez	2019
102	Frank McCormick	1944
	Ted Kluszewski	1956
	Tony Perez	1967
	Adam Dunn	2004
101	Gus Bell	1954
	Tony Perez	1973, 1974
	Eric Davis	1989
	Adam Dunn	2005
100	Jim Greengrass	1953
	Vida Pinson	1962
	Eric Davis	1987
	Joey Votto	2017

Reds with 100 Runs Scored in a Season

134	Frank Robinson	1962
131	Vada Pinson	1959
130	Pete Rose	1976
126	Tommy Harper	1965
124	George Foster	1977
122	Frank Robinson	1956
	Joe Morgan	1972
120	Bob Bescher	1912
	Pete Rose	1969, 1970
	Eric Davis	1987
117	Miller Huggins	1905
	Frank Robinson	1961
	Pete Rose	1965
	Ken Griffey Sr.	1977
	Barry Larkin	1996
116	Wally Post	1955
	Ted Kluszewski	1955
	Joe Morgan	1973
115	Bill Werber	1939
	Pete Rose	1973
114	Jimmy Barrett	1900
	Jack Daubert	1922

113	Joe Morgan	1976, 1977
112	Bob Tolan	1970
	Pete Rose	1975
111	Ken Griffey Sr.	1976
110	Mike Donlin	1903
	Pete Rose	1974
109	Frank Robinson	1965
108	Johnny Bench	1974
	Barry Larkin	1999
107	Vada Pinson	1960, 1962
	Tony Perez	1970
	Pete Rose	1972
	Joe Morgan	1974, 1975
	Adam Dunn	2005
	Brandon Phillips	2007
	Shin-Soo Choo	2013
106	Bob Bescher	1911
	Frank Robinson	1959
	Joey Votto	2010
	Joey Votto	2017
105	Bill Werber	1940
	Adam Dunn	2004

104	George Burns	1922
	Ted Kluszewski	1954
	Gus Bell	1954
	Bobby Tolan	1969
	Greg Vaughn	1999
103	Ival Goodman	1938
	Frank Robinson	1964
	Tony Perez	1969
	Pete Rose	1978
	Sean Casey	1999
102	Lonny Frey	1940
	Gus Bell	1953
	Johnny Temple	1959
101	Vada Pinson	1961
	Pete Rose	1963
	Sean Casey	2004
	Adam Dunn	2007
	Joey Votto	2011
	Joey Votto	2013
	Joey Votto	2016
100	Evar Swanson	1929
	Ken Griffey Jr.	2000
	Brandon Phillips	2010

Reds 20-Game Hitting Streaks

44 Pete Rose.....1978 29 Hal Morris.....1966 27 Edd Roush.....1920, '24 Vada Pinson.....1965 25 Rube Bressler.....1927 Pete Rose.....1967 24 Cy Seymour.....1903	Johnny Bates.....1911 Hughie Critz.....1928 Tommy Harper.....1966 23 Heinie Groh.....1917 Vada Pinson.....1965 22 Jake Daubert.....1922 Pete Rose.....1968	Brandon Phillips.....2007 21 Jimmy Barrett.....1900 Cy Seymour.....1905 Ron Oester.....1984 Barry Larkin.....1988 Sean Casey.....2000	20 Al Libke.....*1945 Tony Perez.....1968 Pete Rose.....1977 (2x) Kevin Mitchell.....1993 (19 plays, 26 times) * Reds Rookie Record
--	--	--	--

Reds to Hit .300 in a Season

Rk	Player	Avg.	Year	Rk	Player	Avg.	Year	Rk	Player	Avg.	Year
1	C. Seymour	.377	1905		J. Morgan	.320	1976		D. Hoblitzel	.308	1909
2	M. Donlin	.351	1903		G. Foster	.320	1977	104	P. Duncan	.308	1921
	E. Roush	.351	1923		B. Boone	.320	1994		G. Bell	.308	1955
4	E. Roush	.348	1924		J. Votto	.320	2017	107	J. Beckley	.307	1901
	P. Rose	.348	1969	56	B. Larkin	.319	1995		T. Griffith	.307	1915
6	V. Pinson	.343	1961	57	C. Walker	.318	1925		C. Walker	.307	1930
7	C. Seymour	.342	1903		K. Griffey Sr.	.318	1977		T. Kluszewski	.307	1950
	E. Lombardi	.342	1938		R. Knight	.318	1979		J. Temple	.307	1954
	F. Robinson	.342	1962		H. Morris	.318	1991		P. Rose	.307	1972
10	J. Beckley	.341	1900	61	T. Perez	.317	1970		C. Geronimo	.307	1976
	E. Roush	.341	1917		P. Rose	.317	1975		J. Daubert	.306	1921
12	G. Harper	.340	1922	63	J. Barrett	.316	1900	114	B. Pinelli	.306	1924
13	H. Chase	.339	1916		J. Kelly	.316	1903		J. Stripp	.306	1930
	E. Roush	.339	1920		T. Kluszewski	.316	1953		J. Temple	.306	1958
	E. Roush	.339	1925		V. Pinson	.316	1959		F. Robinson	.306	1964
16	P. Rose	.338	1973		P. Rose	.316	1970		G. Foster	.306	1976
17	J. Votto	.337	2012		B. Tolan	.316	1970		D. Concepcion	.306	1981
18	J. Daubert	.336	1922	69	H. Hendrick	.315	1931		R. Sanders	.306	1995
	K. Griffey Sr.	.336	1976		T. Cuccinello	.315	1931	122	B. Pinelli	.305	1922
20	P. Rose	.335	1968		A. Johnson	.315	1969		E. Allen	.305	1928
	H. Morris	.335	1994		S. Casey	.315	2000		F. McCormick	.305	1944
22	S. Crawford	.333	1902	73	A. Galan	.314	1947		V. Pinson	.305	1965
	E. Roush	.333	1918		T. Kluszewski	.314	1955		B. Tolan	.305	1969
	H. Heilmann	.333	1930		T. Perez	.314	1973		K. Griffey, Sr.	.305	1975
25	F. McCormick	.332	1939		J. Votto	.314	2015		J. Votto	.305	2013
	S. Casey	.332	1999	77	C. Seymour	.313	1904	129	H. Groh	.304	1917
27	S. Crawford	.330	1901		C. Walker	.313	1929		J. Daubert	.304	1920
	J. Beckley	.330	1902		L. Scarsella	.313	1936		P. Rose	.304	1971
29	P. Duncan	.328	1922		V. Pinson	.313	1963		B. Larkin	.304	1992
30	J. Beckley	.327	1903		P. Rose	.313	1966	133	C. Hafey	.303	1933
	P. Duncan	.327	1923		H. Morris	.313	1996		F. McCormick	.303	1943
	F. McCormick	.327	1938	83	H. Steinfeldt	.312	1903		D. Collins	.303	1980
	J. Morgan	.327	1975		T. Cuccinello	.312	1930		D. Young	.303	2000
34	B. Herman	.326	1932		P. Rose	.312	1965	137	T. Kluszewski	.302	1956
	K. Cuyler	.326	1936		A. Johnson	.312	1968		P. Rose	.302	1978
	T. Kluszewski	.326	1954		D. Parker	.312	1985		G. Foster	.302	1979
	K. Mitchell	.326	1994		S. Casey	.312	2005		B. Larkin	.302	1991
	J. Votto	.326	2016	89	J. Wyrostek	.311	1951		D. Young	.302	2001
39	S. Barry	.324	1905		F. Robinson	.311	1959	142	E. Tipton	.301	1944
	S. Casey	.324	2004		J. Temple	.311	1959		P. Rose	.301	1967
	J. Votto	.324	2010		P. Rose	.311	1977		D. Concepcion	.301	1978
42	E. Roush	.323	1926		K. Griffey Sr.	.311	1981		B. Larkin	.301	1990
	I. Goodman	.323	1939	94	M. Mitchell	.310	1909		C. Sabo	.301	1991
	F. Robinson	.323	1961		H. Groh	.310	1919		K. Griffey Jr.	.301	2005
	P. Rose	.323	1976		D. Young	.310	1998	148	D. Paskert	.300	1910
	B. Roberts	.323	1992		S. Casey	.310	2001		E. Swanson	.300	1929
47	F. Robinson	.322	1957		S. Gennett	.310	2018		G. Bell	.300	1953
	J. Votto	.322	2009	99	F. McCormick	.309	1940		G. Foster	.300	1975
49	E. Roush	.321	1919		T. Kluszewski	.309	1949		D. Driessen	.300	1977
50	H. Groh	.320	1918		W. Post	.309	1955	153	B. Phillips	.300	2011
	T. Kluszewski	.320	1952		B. Larkin	.309	1998		Min. 3.1 plate apps per team game		
					J. Votto	.309	2011				



SINGLE-GAME BATTING RECORDS - SINCE 1900

Club Records

Most Runs	26, 6/4/1911 vs Boston
Most Runs in One Inning	14, 8/3/1989 vs Houston (1st inning)
Most Hits	28 (2x), 5/13/1902 vs Philadelphia; 5/19/1999 at Colorado
Most Hits in One Inning	16, 8/3/1989 vs Houston (1st inning)
Most Players With 4 Hits	4, 7/13/19 at Colorado (Ervin 6, Senzel, Puig, Peraza)
Most Doubles	9 (2x), 5/19/1999 at Colorado; 4/16/2016 at St. Louis
Most Triples in One Inning	4, 7/22/1926 vs Boston (2nd inning)
Most Triples	5 (6x), Last: 7/13/19 at Colorado (Senzel 2, Ervin, Peraza, Suárez)
Most Extra-Base Hits	15, 5/19/1999 at Colorado
Most Total Bases	55, 5/19/1999 at Colorado
5 Triples & 3 Home Runs	Major League record, 7/13/19 at Colorado
Most Home Runs	9, 9/4/1999 at Philadelphia (Taubensee 2, Lewis, Reese, Hammonds, ABoone, Vaughn, Young, Johnson)
Most Home Runs in One Inning	4 (3x), Last: 7/4/2010 vs Chicago (7th inning)
Most Home Runs, Inning, Opponent	5 (4x), Last: 4/22/2006 at Milwaukee (4th inning), tied Major League record
Most Home Runs, Inning, In Succession	3 (many times), Last: 5/5/2019 vs San Francisco (Suárez, Winker, Dietrich, 1st)
Most Home Runs, Inning, In Succession, By Opponent	4, 6/8/1961 by Milwaukee (7th inning)
Most Home Runs, Pinch-Hitters, Inning	2, 6/22/1995 vs Atlanta (Taubensee, Anthony)
Most Players With At Least 1 Home Run, Game	8, 9/4/1999 at Philadelphia (Taubensee 2, Lewis, Reese, Hammonds, ABoone, Vaughn, Young, Johnson)
Most Grand Slams	2 (4x), Last: 4/21/2015 at Milwaukee (Bruce, Frazier)
Most Grand Slams, Opponent	2, 9/23/1901 vs Brooklyn (Kelly, Sheckard)
Most Strikeouts, Reds Batters (9 innings)	18 (2x), 7/14/1968 (Game 2) vs Houston; 8/26/1998 vs Chicago
Most Strikeouts, Reds Batters (extra innings)	22, 8/8/1972 vs Los Angeles (19 innings)
Most Walks by Reds Batters	16, 10/11/1978 vs Atlanta (14 innings)
Most Walks in One Inning	9, 4/24/1957 vs Chicago (5th inning)
Most Times Hit by a Pitch, Inning	4 (Tied ML record), 5/6/2019 vs SF, 6th inning (Suárez, Peraza, VanMeter, Votto)
Most Times Hit by a Pitch, Game	5 (Tied NL record), 5/6/2019 vs SF (Peraza 2, Suárez, VanMeter, Votto)
Most Stolen Bases	10, 5/29/1913 at St. Louis

The Reds' Biggest Inning Ever

Jim Clancy pitching for the Astros. Mariano Duncan led off with a walk, then stole second with Luis Quinones batting. Quinones singled to the mound, Duncan moved to third base. Eric Davis singled to center scoring Duncan, advancing Quinones to second base (1-0). Ken Griffey hit a 3-run homer to right-center (4-0). Rolando Roomes singled to short. Todd Benzinger singled to right, advancing Roomes to third base. Jeff Reed singled to right, scoring Roomes and advancing Benzinger to second base (5-0).

New Pitcher: Bob Forsch. Ron Oester doubled to right, scoring Benzinger and advancing Reed to third base (6-0). Tom Browning grounded out to first, runners held. With Duncan batting, wild pitch scored Reed, Oester to third base (7-0). Duncan doubled to right, scoring Oester (8-0). Quinones singled to left, advancing Duncan to third base. Davis singled to center, scoring Duncan and advancing Quinones to second base (9-0). Griffey singled to center, scoring Quinones, and advancing Davis to third base (10-0). Roomes singled to third, loading the bases. Benzinger cleared the bases with a double (13-0). Reed singled to center, advancing Benzinger to third base.

Oester singled to right, scoring Benzinger, and advancing Reed to second base (14-0). Browning singled to left, loading the bases. Duncan flied to left. Quinones flied to right. (14 Runs, 16 Hits, 0 Errors, 3 LOB).

MLB Records Set: Most hits in an inning since 1900 (16); most singles in an inning (12) and most players with 2 or more hits in an inning (7).

MLB Records Tied: Most players with 3 or more hits in a game since 1900 (7).

LINE SCORE

Hou	0	1	0	1	0	0	0	0	0	0	-	2
Cin	14	0	0	0	0	0	3	1	x	-	18	

REDS BATTING TOTALS

Batter	AB	R	H	HR	RBI	SB
Duncan, ss	4	2	1	0	1	1
Richardson, ss	1	0	0	0	0	0
Quinones, 3b	6	3	3	0	0	0
Davis, cf	4	2	3	0	2	0
Winningham, cf	2	0	0	0	0	0
Griffey, lf	5	2	3	1	4	0
Collins, lf	1	0	0	0	0	0
Roomes, rf	6	3	4	1	1	0
Benzinger, 1b	6	3	4	0	3	0
Reed, c	5	2	4	1	3	0
Oliver, c	0	0	0	0	0	0
Oester, 2b	5	1	3	0	2	0
Browning, p	5	0	1	0	0	0
Totals	50	18	26	3	16	1

3 Consecutive Reds Home Runs in a Game

Hatton, West, Mueller.....	8/11/46/g1 vs St. Louis	Tucker, Griffey Jr., Young.....	5/13/00 at Houston
Bell, Kluszewski, Greengrass.....	8/15/54 vs St. Louis	Lopez, Dunn, Kearns.....	10/2/05 at St. Louis
Bell, Kluszewski, Robinson.....	5/31/56 at St. Louis	Encarnacion, Dunn, Aurilia.....	8/13/06 at Philadelphia
Griffey, Foster, Driessen.....	5/27/80 vs Los Angeles	Heisey, Votto, Bruce.....	9/10/11 at Colorado
Sabo, Larkin, Davis.....	6/16/90 vs Houston	Leake, Cozart, Stubbs.....	5/21/12 vs Atlanta
Duncan, Morris, O'Neill.....	9/14/91 vs Houston	Kemp, Suárez, Schebler.....	4/9/19 vs Miami
Larkin, Greene, RSanders.....	4/9/97 at Colorado	Suárez, Winker, Dietrich.....	5/5/19 vs SF (off Jeff Samardzija)

Most Strikeouts by Reds Batters in a Game

22*	8/8/1972 vs Los Angeles, won 2-1 (19 inn.), John (13), Brewer (6), Perranoski (2) & Richert (1)
21*	5/8/2001 at Arizona, lost 4-3 (11 inn.), Johnson (20) & Brohawn (1)
20*	8/30/2009 vs Los Angeles, lost 3-2 (12 inn.), Kershaw (11), Troncoso (2), Kuo (2), McDonald (2), Broxton (3)
19*	9/30/2004 at Chicago, won 2-1 (12 inn.), Prior (16), Dempster (1), Remlinger (1) & Farnsworth (1)
18	7/14/1968 vs Houston (G2), lost 6-1, Wilson (18)
18*	9/21/1979 at Houston, lost 3-2 (13 inn.), Richard (15) & Sambito (3)
18*	7/28/1989 at Atlanta, won 4-2 (17 inn.), PSmith (7), Acker (2), Eichhorn (5), Assenmacher (2) & Valdez (2)
18	8/26/1998 vs Chicago, lost 9-2, Wood (16) & Beck (2)
18*	5/28/2001 vs Chicago, lost 9-6 (13 inn.), Tavarez (4), Farnsworth (4), Gordon (3) & Duncan (7)
18*	7/28/2014 vs Arizona, lost 2-1 (15 inn.), Anderson (8), Ziegler (3), Marshall (3), Delgado (1), Perez (1), Reed (2)

* Extra Innings

MOST HOME RUNS HIT BY REDS IN A GAME

No. Players	Date
*9 A. Boone, Young, Hammonds, Taubensee (2), Vaughn, Reese, Johnson, M. Lewis.....	9/4/99 at Phi
8 Thurman (3), Kluszewski (2), Robinson (2), Post.....	8/18/56 vs Mil
7 Accomplished 8 times, most recently Cairo (2), Hanigan (2), Votto, Frazier, Bruce.....	8/13/11 vs SD

* National League Record

Individual Records

Hits.....	6 (4x), Tony Cuccinello, 8/13/1931 at Boston (G1); Ernie Lombardi, 5/9/1937 at Philadelphia; Walker Cooper, 7/6/1949 vs Chicago; Phillip Ervin, 7/13/2019 at Colorado
Doubles.....	4 (many times), Last: Billy Hatcher, 8/21/1990 vs Chicago
Triples.....	3 (7x), Last: Herm Winningham, 8/15/1990 at St. Louis
Home Runs.....	4, Scooter Gennett, 6/6/2017 vs St. Louis
Hitting For Cycle.....	1 (5x), Last: Eric Davis, 6/2/1989 vs San Diego
Most Grand Slams.....	1 (many times)
Most Total Bases.....	17, Scooter Gennett, 6/6/2017 vs St. Louis
RBI.....	10 (2x), Walker Cooper, 7/6/1949 vs Chicago & Scooter Gennett, 6/6/2017 vs St. Louis
Runs.....	5 (many times), Last: Sean Casey & Jeffrey Hammonds, 5/19/1999 at Colorado
Walks.....	5 (4x), Hughie Critz, 5/28/1926 at StL; Johnny Bench, 7/22/1979 at Chi; Joey Votto (2x), 9/23/2013 vs NYM & 8/27/2017 vs Pit
Strikeouts.....	5 (8x), Last: Eugenio Suárez, 8/15/2018 vs Cleveland
Stolen Bases.....	5 (2x), Ryan Freel, 7/27/2005 at Los Angeles Dodgers & Billy Hamilton, 6/14/2015 at Chicago Cubs
Hits in One Inning.....	2 (many times), Last: Eugenio Suárez, 9/8/2018 vs San Diego (2nd inning)
Doubles in One Inning.....	2 (many times), Last: Jay Bruce 5/11/2013 vs Milwaukee (3rd inning)
Triples in One Inning.....	2, Curt Walker, 1926 (na)
Home Runs in One Inning.....	2 (2x), Ray Knight, 5/13/1980 vs New York (5th inning); Aaron Boone, 8/9/2002 vs San Diego (1st inning)
Consecutive Innings, RBI.....	7 (2x), Joe Morgan, 8/19/1974 vs Philadelphia (2nd, 3rd innings); Joe Oliver, 8/29/1996 at Colorado (5th, 6th innings)

Reds with 3 Home Runs in a Game

Jake Beckley at STL9/26/1897
Alex Kampouris at Phi 5/9/1937
Walker Cooper vs STL7/6/1949
Gus Bell at Phi7/21/1955
Smoky Burgess vs Pit7/29/1955
Gus Bell at Chi5/29/1956
Ed Bailey at Brkin6/24/1956
Ted Kluszewski at STL7/1/1956
Bob Thurman vs Mil8/18/1956
Frank Robinson vs STL8/22/1959
Art Shamsky vs Pit8/12/1966
Johnny Bench vs StL7/26/1970
Johnny Bench at Phi5/9/1973
George Foster vs Atl7/14/1977
Pete Rose at NYM4/29/1978
Johnny Bench at SD5/29/1980
Eric Davis at SF9/10/1986
Eric Davis at Phi5/3/1987
Barry Larkin vs Hou6/28/1991
Reggie Sanders vs Col8/15/1995

Willie Greene vs Chi9/24/1996
Bret Boone at Chi9/20/1998
Jeffrey Hammonds at Col5/19/1999
Greg Vaughn at Chi9/7/1999
Russell Bryanan at SD8/4/2002
Aaron Boone vs SD8/9/2002
Aaron Boone vs StL5/8/2003
Joey Votto (R) vs Chi5/7/2008
Jonny Gomes vs Wsh8/13/2009
Drew Stubbs at Chi7/4/2010
Jay Bruce vs Chi8/27/2010
Chris Heisey vs NYY6/22/2011g2
Joey Votto vs Wsh5/13/2012
Joey Votto vs Phi6/9/2015
Scotter Gennett (4*) vs StL6/6/2017
Derek Dietrich vs Pit5/28/2019
Aristides Aquino (R) vs Chi8/10/2019

* Club record (18 Major League players have hit 4 HR in a game)
 29 Reds players hit 3 homers in a game, accomplished 37 times
 (R) Votto & Aquino are the only rookies

Reds with 3 Triples in a Game

Long John Reilly	6/14, 1890
Bid McPhee	6/28, 1890
Long John Reilly	10/3, 1891
Jake Beckley	5/19, 1898
Mike Donlin	9/22, 1903
Miller Huggins	10/8, 1904
Herm Winningham	8/15, 1990

Reds with 4 Stolen Bases in a Game

Dick Hoblitzell	19119/27 (Boston)
Joe Morgan	19759/14 (at San Francisco)
Ken Griffey Sr.	19765/30 (Los Angeles)
Gary Redus	19844/28 (San Francisco)
Gary Redus	19846/3 (Atlanta)
Eddie Milner	19859/26 (Atlanta)
Eric Davis	19867/24 (Montreal)
Deion Sanders	19974/14 (Atlanta)
Felipe Lopez	20065/10 (Washington)
Ryan Freel (5sb)	20057/27 (at Los Angeles)
Billy Hamilton	20139/18 (at Houston)
Billy Hamilton (5sb)	20156/14 (at Chicago)
Billy Hamilton	20156/29 (Minnesota)
Billy Hamilton	20168/7 (at Pittsburgh)

Reds Stealing 2nd, 3rd and Home in One Inning

Hans Lobert	9/27/08
Dode Parkert	5/23/10
Greasy Neale	8/15/19

Reds Hitting HR in 1st Career Plate Appearance

Clyde Volmer	5/31/42g2 vs Pittsburgh (first pitch)
Ted Tappe	9/14/50/g1 at Brooklyn (pinch-hit)

Reds Switch-Hit HR in a Game, Both Sides of the Plate

Javier Valentin	7/17/05 vs Colorado (off Wright, Fuentes)
Pete Rose	8/2/67 vs Atlanta (off Lemaster, Upshaw)
Pete Rose	8/30/66 vs St. Louis (off Jackson, Dennis)

Reds Pitchers with Grand Slams

Ice Box Chamberlain	4/30/1892 vs Wsh (ISP)
Al Hollingsworth	5/28/36 at Chicago
Bob Purkey	8/1/59 vs Chicago
Anthony DeSclafani	6/23/18 vs Chicago
Michael Lorenzen	6/30/18 vs Mil (as a pinch-hitter)

Reds Pitchers with 2 Home Runs in a Game

Frank Foreman	7/4/1895 at Chicago
Bucky Walters	5/20/45 at Boston

Reds Batters With 5 Strikeouts In A Game

Deron Johnson	8/29/1964 vs Hou (11 inn.)
Deron Johnson	9/30/1964 vs Pit (16 inn.)
Pete Rose	8/15/1970 vs Phi (14 inn.)
George Foster	8/8/1972 vs LAD (19 inn.)
Eric Davis	4/25/1987 at Hou (10 Inn.)
Adam Dunn	8/20/2002 at Ari (9 inn.)
Jay Bruce	8/28/2014 vs Cubs (9 inn.)
Eugenio Suárez	8/15/2018 vs Cle (9 inn.)

Reds Hitting for the Cycle

Player	Date	Opponent
Mike Mitchell8/19/11 (G2)New York
Heinie Groh7/5/15 (G2)Chicago
Harry Craft6/8/40Brooklyn
Frank Robinson5/2/59Los Angeles
Eric Davis6/2/89San Diego

Mill's **Christian Yelich** hit the last 2 cycles vs the Reds, both in 2018, on 8/29/18 at Great American Ball Park & 9/17/18 at Miller Park

On June 2, 1989 vs the Padres at Riverfront Stadium, **Eric Davis** became the fifth and last player in Reds history to hit for the cycle. The center fielder doubled in the first inning, singled in the third, homered in the fourth and completed the feat with a run-scoring triple to right-center field in the seventh.



HOME RUNS AT GREAT AMERICAN BALL PARK (2003 - 2019)

In the 17 seasons since it opened in 2003, **754 players** hit at least 1 home run at **GABP**, including **1,727 HR** by **131 Reds batters** and **1,881 HR** by **662 opponents**.

Lists Courtesy Elias Sports Bureau

All-Time	Home Runs (3,608)
152.....	Votto, Joey
137.....	Bruce, Jay
126.....	Dunn, Adam
113.....	Phillips, Brandon
78.....	Suárez, Eugenio
68.....	Griffey, Ken Jr.
63.....	Frazier, Todd
43.....	Encarnacion, Edwin
39.....	Cozart, Zack
39.....	Duvall, Adam
35.....	Stubbs, Drew
31.....	Gennett, Scooter
31.....	Ludwick, Ryan
30.....	Mesoraco, Devin
29.....	Gomes, Jonny
29.....	Kearns, Austin
29.....	Rolen, Scott
29.....	Ross, David
28.....	Braun, Ryan
28.....	LaRue, Jason
27.....	Aurilia, Rich
27.....	Heisey, Chris
26.....	Schebler, Scott
25.....	Lopez, Felipe
25.....	Pena, Willy Mo

By 131 Reds	Home Runs (1,727)
152.....	Votto, Joey
135.....	Bruce, Jay
124.....	Dunn, Adam
113.....	Phillips, Brandon
78.....	Suárez, Eugenio
68.....	Griffey, Ken Jr.
63.....	Frazier, Todd
39.....	Cozart, Zack
39.....	Duvall, Adam
39.....	Encarnacion, Edwin
35.....	Stubbs, Drew
30.....	Mesoraco, Devin
29.....	Gomes, Jonny
28.....	Kearns, Austin
27.....	Heisey, Chris
26.....	Gennett, Scooter
26.....	LaRue, Jason
26.....	Ross, David
26.....	Schebler, Scott
25.....	Pena, Willy Mo

By 662 Opponents	Home Runs (1,881)
28.....	Braun, Ryan
23.....	Berkman, Lance
20.....	Pujols, Albert
19.....	McCutchen, Andrew
18.....	Ramirez, Aramis
17.....	Rizzo, Anthony

HOME RUNS BY PARK, 2019

Oriole Park at Camden Yards.....	289
Minute Maid Park.....	282
Coors Field.....	276
Rogers Centre.....	270
Yankee Stadium.....	257
Citizens Bank Park.....	255
Dodger Stadium.....	246
Nationals Park.....	242
T-Mobile Park.....	241
Miller Park.....	241
Angel Stadium of Anaheim.....	241
Globe Life Park in Arlington.....	239
Target Field.....	235
Guaranteed Rate Field.....	231
SunTrust Park.....	228
Great American Ball Park.....	225
Citi Field.....	223
Progressive Field.....	220
Wrigley Field.....	210
Comerica Park.....	209
Chase Field.....	207
Fenway Park.....	205
Oakland Coliseum.....	204
Petco Park.....	202
Tropicana Field.....	189
PNC Park.....	188
Busch Stadium.....	182
Marlins Park.....	173
Kauffman Stadium.....	162
Oracle Park.....	161
Estadio de Beisbol Monterrey.....	21
London Stadium.....	10
Tokyo Dome.....	7
BB&T Ballpark.....	4
TD Ameritrade Park.....	1

HOME RUNS BY PARK, 2003-2019

Great American Ball Park.....	3,608
Oriole Park, Camden Yards.....	3,547
Guaranteed Rate Field.....	3,476
Globe Life Park in Arlington.....	3,452
Coors Field.....	3,409
Rogers Centre.....	3,394
Miller Park.....	3,332
Citizens Bank Park.....	3,158
Minute Maid Park.....	3,115

HOMERLESS GAMES

There have been only **117 homerless games** in the 17-year, 1,375-game history of **Great American Ball Park**, including a single-season record **14** in **2014**...only 4 times were there streaks of at least 2 straight games without a home run by either team: **8/6-8/7, 2005 vs Fla (2g); 4/5-4/6, 2011 vs Hou (2g); 9/12/12 vs Pit & 9/21/12 vs LAD (2g); 7/25-7/27, 2014 vs Wsh (3g)**.

Home Runs by Year

Year	By Reds	By Opp	Total
2003.....	97	118	215
2004.....	92	128	220
2005.....	126	120	246
2006.....	124	117	241
2007.....	117	114	231
2008.....	103	111	214
2009.....	94	93	187
2010.....	102	82	184
2011.....	105	104	209
2012.....	103	96	199
2013.....	82	102	184
2014.....	77	88	165
2015.....	88	95	183
2016.....	88	140	228
2017.....	117	127	244
2018.....	98	135	233
2019.....	114	111	225
Totals	1,727	1,881	3,608

500-Foot Home Runs At GABP

ADunn.....	535	8/10/04 (Lima)
JFrancisco.....	502	9/12/11 (RLopez)

Home Run Distances At GABP

Top left power stack.....	423 feet
Top right power stack.....	416 feet
Middle of words Pilot House.....	427 feet
Middle of words Cincinnati Bell.....	435 feet
Bottom of LF main scoreboard.....	435 feet
Center of RF scoreboard.....	434 feet
Front tire of Toyota truck.....	500 feet

GABP Single-Game Homer Hits

10, 4/14/14 vs Pit.....	Pit 6, Cin 4
9, 8/29/18 vs Mil.....	Mil 5, Cin 4
9, 7/26/18 vs Phi.....	Phi 7, Cin 2
9, 5/27/12 vs Col.....	Col 5, Cin 4

GABP Single-Game Team HR Records

Reds.....	7 (3x)
	8/13/11 vs SD
	(Cairo 2, Hanigan 2, Votto, Frazier, Bruce)
	5/7/08 vs ChiN, 9/19/08 vs Mil
Opponent.....	7 (2x)
	7/26/2018 vs Phi
	(Hoskins 2, Santana, Williams 2, Franco 2)
	8/22/16 vs LAD

Homers At GABP By AL Pitchers (3)

Chi's Jon Garland.....	6/18/06 (Yan)
Cle's CC Sabathia.....	5/21/05 (Ramirez)
Tex' Yu Darvish.....	8/24/16 (Adleman)

Grand Slams At GABP By Pitchers (3)

M. Lorenzen (PH).....	6/30/18 (Barnes, Mil)
A. DeSclafani.....	6/23/18 (Duensing, Chc)
Chris Carpenter.....	10/1/09 (Kip Wells)

Inside-The-Park HR At GABP (4)

Eric Young, Mil.....	5/1/03 (JAustin)
Chase Utley, Phi.....	9/25/05 (Keisler)
Drew Stubbs.....	6/17/11 vs Tor (Reyes)
Chris Heisey.....	8/3/12 vs Pit (Rodriguez)

YEAR-BY-YEAR TEAM PITCHING STATISTICS - SINCE 1900

Year	ERA	R	ER	CG	SHO	SV	BB	SO	Year	ERA	R	ER	CG	SHO	SV	BB	SO
1900	3.83	745	542	118	9	1	404	399	1964	3.07	#566	500	54	14	35	436	#1122
1901	4.17	818	586	126	4	0	365	542	1965	3.88	704	628	43	9	34	587	#1113
1902	2.67	566	368	130	9	1	352	430	1966	4.08	702	651	28	10	35	490	1043
1903	3.07	656	420	#126	11	1	378	480	1967	3.05	563	497	34	#18	39	498	#1065
1904	2.34	547	362	142	12	2	343	502	1968	^3.56	673	590	24	16	#38	573	963
1905	3.01	698	457	119	10	2	439	547	1969	4.11	768	669	23	11	#44	611	818
1906	2.69	582	409	126	12	5	470	567	1970	3.69	681	592	32	15	#60	592	843
1907	2.41	519	362	118	10	2	444	481	1971	3.35	581	537	27	11	38	501	750
1908	2.37	544	365	110	17	8	415	433	1972	3.21	557	504	25	15	#60	435	806
1909	2.52	599	345	91	10	8	510	477	1973	3.40	621	556	39	#17	43	518	801
1910	3.08	684	475	86	16	11	528	497	1974	3.41	631	556	34	11	#27	536	875
1911	3.26	706	516	77	4	12	476	557	1975	3.37	586	546	22	8	#50	487	663
1912	3.42	722	524	86	13	10	452	561	1976	3.51	633	574	33	12	#45	491	790
1913	3.46	717	531	71	10	10	456	522	1977	4.21	725	672	33	12	32	544	868
1914	2.94	651	453	74	15	#15	489	607	1978	3.81	688	613	16	10	46	567	908
1915	2.84	585	452	80	19	12	497	572	1979	3.58	644	573	27	10	40	485	773
1916	3.10	617	485	86	7	6	461	569	1980	3.85	670	624	30	12	37	506	833
1917	2.70	611	419	94	12	6	402	488	1981	3.73	440	400	25	14	20	393	593
1918	3.00	496	381	84	14	6	381	321	1982	3.66	661	594	22	7	31	570	998
1919	2.23	#401	316	89	#23	9	298	407	1983	3.98	710	637	34	5	29	627	934
1920	2.90	569	448	90	12	9	393	435	1984	4.16	747	675	25	6	25	578	946
1921	3.46	649	524	83	7	9	305	408	1985	3.71	666	598	24	11	45	535	910
1922	3.53	677	543	#88	8	3	#326	357	1986	3.91	732	638	14	8	45	524	924
1923	#3.21	#629	496	88	11	9	#359	450	1987	4.24	752	684	7	6	44	485	919
1924	#3.12	#579	478	77	14	9	#293	451	1988	3.35	596	542	24	13	43	504	934
1925	#3.38	#643	517	#92	#11	12	#324	437	1989	3.73	691	607	16	9	37	559	981
1926	3.42	651	535	88	#14	8	#324	424	1990	3.39	#597	548	14	12	#50	543	1029
1927	3.54	653	538	87	12	12	#316	407	1991	3.83	691	613	7	11	43	560	997
1928	3.94	686	600	68	11	11	410	355	1992	3.46	609	557	9	11	#55	470	#1060
1929	4.41	760	671	75	5	8	413	347	1993	4.51	785	719	11	8	37	508	996
1930	5.08	857	754	61	6	11	#394	361	1994	3.78	#609	436	6	6	27	339	799
1931	4.22	742	631	70	7	6	399	317	1995	4.03	623	578	8	10	38	424	903
1932	3.79	715	587	#83	6	6	#276	359	1996	4.32	773	692	6	8	#52	591	1089
1933	3.42	643	514	74	13	8	#257	310	1997	4.41	764	710	5	8	#49	558	1159
1934	4.37	801	654	51	3	19	389	438	1998	4.44	760	711	6	8	42	573	1098
1935	4.30	772	648	59	9	13	438	500	1999	3.98	711	647	6	#11	#55	636	1081
1936	4.22	760	641	50	6	23	418	459	2000	4.33	765	700	8	7	42	659	1015
1937	3.94	707	595	64	10	#18	533	581	2001	4.77	850	765	2	2	35	515	943
1938	3.62	634	548	72	11	16	463	542	2002	4.27	774	690	2	8	42	550	980
1939	#3.27	#595	510	#86	13	9	499	#637	2003	5.09	886	818	4	5	38	590	932
1940	#3.05	#528	477	#91	10	11	445	557	2004	5.21	907	836	5	2	47	572	992
1941	3.17	#564	488	#89	#19	10	510	627	2005	^5.15	#889	#820	^2	^1	^31	492	955
1942	2.82	545	442	#80	12	8	526	616	2006	4.51	801	725	#9	10	36	^464	1053
1943	3.13	543	488	78	18	17	579	498	2007	4.94	853	#796	6	7	34	482	1068
1944	2.97	537	461	#93	17	12	#390	369	2008	4.55	800	729	2	6	34	557	1227
1945	4.00	694	607	77	11	6	534	372	2009	4.18	723	677	6	12	41	577	1069
1946	3.08	570	484	69	17	11	#467	506	2010	4.01	685	648	4	9	43	524	1130
1947	4.41	755	669	54	13	13	589	633	2011	4.16	720	678	4	5	39	539	1112
1948	4.47	752	667	40	8	20	572	599	2012	3.34	^588	540	#9	12	#56	427	1248
1949	4.34	770	676	55	10	6	640	538	2013	3.38	589	554	5	2	43	435	#1296
1950	4.32	734	652	67	7	13	582	686	2014	3.59	612	576	5	3	44	507	1290
1951	3.70	667	572	55	14	#23	490	584	2015	4.33	754	700	2	8	35	544	1252
1952	4.01	659	607	56	11	12	517	579	2016	4.91	854	786	2	8	28	#636	1241
1953	4.64	788	704	47	7	15	488	506	2017	^5.17	#869	#821	2	8	33	#631	1300
1954	4.50	763	684	34	8	27	547	537	2018	4.63	#819	741	1	6	38	532	1258
1955	3.95	684	598	38	#12	22	#443	576	2019	4.18	711	668	^A0	10	46	536	#1552
1956	3.85	658	594	47	4	29	458	653	# Led National League, ^ Last in NL, ^^ Fewest in Majors & club record								
1957	4.62	781	716	40	5	#29	429	707									
1958	3.73	621	574	50	7	20	#419	705									
1959	4.31	738	650	44	7	#26	456	690									
1960	4.00	692	618	33	8	#35	442	740									
1961	3.78	#653	575	46	#12	#40	500	829									
1962	3.75	685	609	51	13	35	567	964									
1963	3.29	594	526	55	22	#36	425	1048									

REDS' YEARLY INDIVIDUAL PITCHING LEADERS

* Red indicates led league

Games

1900 Scott.....	42	1930 Frey.....	44	1960 Brosnan.....	57	1990 Dibble.....	68
1901 Hahn.....	42	1931 Johnson.....	42	1961 Brosnan.....	53	1991 Power.....	68
1902 Hahn.....	36	1932 Johnson.....	42	1962 Brosnan.....	48	1992 Charlton.....	64
1903 Hahn.....	34	1933 Frey.....	37	1963 Worthington.....	50	1993 Reardon.....	58
1904 Hahn,Harper.....	35	1934 Derringer.....	47	1964 Ellis.....	52	1994 McElroy.....	52
1905 Overall.....	42	1935 Derringer.....	45	1965 McCool.....	62	1995 Carrasco.....	64
1906 Weimer.....	41	1936 Derringer.....	*51	1966 Nottebart.....	59	1996 Shaw.....	78
1907 Ewing.....	41	1937 Grissom.....	50	1967 Abernathy.....	*70	1997 Belinda.....	84
1908 Ewing.....	37	1938 Derringer.....	41	1968 Abernathy.....	*78	1998 White.....	69
1909 Gaspar.....	44	1939 Moore,Thompson.....	42	1969 Granger.....	*90	1999 Sullivan.....	79
1910 Gaspar.....	48	1940 Derringer,Beggs.....	37	1970 Granger.....	67	2000 Sullivan.....	79
1911 Gaspar.....	44	1941 Walters,Beggs.....	37	1971 Granger.....	*70	2001 Sullivan.....	79
1912 Benton.....	*50	1942 Beggs.....	38	1972 Carroll.....	*65	2002 Sullivan.....	71
1913 Johnson.....	44	1943 Shoun.....	45	1973 Borbon.....	80	2003 Reitsma, Heredia.....	57
1914 Ames.....	47	1944 Shoun.....	38	1974 Borbon.....	73	2004 Riedling.....	70
1915 Dale.....	49	1945 Fox.....	45	1975 McEnaney.....	70	2005 Mercker.....	78
1916 Schneider,Schulz.....	44	1946 Gumbert.....	36	1976 Eastwick.....	71	2006 Coffey.....	81
1917 Schneider.....	46	1947 Gumbert.....	46	1977 Borbon.....	73	2007 Weathers.....	70
1918 Eller.....	37	1948 Gumbert.....	*61	1978 Bair.....	70	2008 Affeldt.....	74
1919 Eller.....	38	1949 Raffensberger.....	41	1979 Bair.....	65	2009 Masset.....	74
1920 Ring.....	42	1950 Wehmeier.....	41	1980 Hume.....	78	2010 Masset.....	82
1921 Luque.....	41	1951 FSmith.....	50	1981 Hume.....	51	2011 Bray.....	79
1922 Couch.....	43	1952 FSmith.....	53	1982 Price.....	59	2012 Marshall.....	73
1923 Rixey,Donohue.....	42	1953 FSmith.....	50	1983 Scherer.....	73	2013 Hoover.....	69
1924 Sheehan.....	39	1954 FSmith.....	50	1984 Power.....	*78	2014 LeCure.....	62
1925 Donohue.....	*42	1955 Freeman.....	52	1985 Franco.....	67	2015 Badenhop.....	68
1926 Donohue.....	47	1956 Freeman.....	64	1986 Franco.....	74	2016 Wood.....	70
1927 May.....	44	1957 Freeman.....	52	1987 Murphy.....	87	2017 Lorenzen.....	70
1928 Kolp.....	44	1958 Jeffcoat.....	49	1988 Murphy.....	*76	2018 Hughes.....	72
1929 May.....	41	1959 Pena.....	46	1989 Dibble.....	74	2019 Lorenzen.....	73

Games Started

1900 Hahn.....	37	1930 Lucas,Frey.....	28	1960 Purkey,Hook.....	33	1990 Browning.....	*35
1901 Hahn.....	42	1931 Johnson.....	31	1961 O'Toole.....	35	1991 Browning.....	36
1902 Hahn.....	36	1932 Lucas.....	31	1962 Purkey,Jay.....	37	1992 Belcher.....	34
1903 Hahn.....	34	1933 Derringer.....	31	1963 Maloney.....	33	1993 Rijo.....	*36
1904 Harper.....	35	1934 Derringer,Johnson.....	31	1964 Maloney.....	31	1994 Rijo.....	*26
1905 Overall.....	39	1935 Derringer.....	33	1965 Ellis.....	39	1995 Schourek.....	29
1906 Weimer.....	39	1936 Derringer.....	*37	1966 Ellis.....	36	1996 Smiley.....	34
1907 Ewing.....	37	1937 Grissom.....	30	1967 Pappas,Nolan.....	32	1997 Morgan.....	30
1908 Ewing.....	32	1938 Derringer.....	37	1968 Culver.....	35	1998 Tomko.....	34
1909 Fromme.....	34	1939 Walters.....	*36	1969 Merritt.....	36	1999 Harnisch.....	33
1910 Gaspar.....	31	1940 Derringer.....	*37	1970 Nolan.....	37	2000 Parris.....	33
1911 Gaspar.....	32	1941 Walters.....	35	1971 Nolan.....	35	2001 Dessens.....	34
1912 Benton.....	*39	1942 Vander Meer,Starr.....	33	1972 Billingham.....	31	2002 Haynes.....	34
1913 Johnson.....	31	1943 Vander Meer.....	*36	1973 Billingham.....	*40	2003 Wilson.....	28
1914 Ames.....	36	1944 Walters.....	32	1974 3 pitchers tied.....	35	2004 Wilson.....	29
1915 Dale,Schneider.....	35	1945 Heusser.....	30	1975 Nolan,Billingham.....	32	2005 Milton.....	34
1916 Toney.....	38	1946 VndrMeer,Blickwell.....	25	1976 Nolan.....	34	2006 Arroyo,Harang.....	*35
1917 Toney,Schneider.....	42	1947 Blackwell.....	33	1977 Nolan.....	34	2007 Arroyo,Harang.....	34
1918 Schneider.....	30	1948 Vander Meer.....	33	1978 Seaver.....	36	2008 Arroyo.....	*34
1919 Eller.....	30	1949 Raffensberger.....	*38	1979 Seaver,LaCoss.....	32	2009 Arroyo.....	33
1920 Ring,Ruether.....	33	1950 Raffensberger.....	35	1980 LaCoss.....	29	2010 Arroyo.....	33
1921 Rixey,Luque.....	36	1951 Raffensberger.....	33	1981 Soto.....	*25	2011 Arroyo.....	32
1922 Rixey.....	*38	1952 Raffensberger.....	33	1982 Soto,Berenyi.....	34	2012 Bailey,Cueto,Latos.....	*33
1923 Luque,Rixey.....	37	1953 Raffensberger.....	26	1983 Soto.....	34	2013 Arroyo,Bailey,Latos.....	32
1924 Donohue.....	32	1954 Fowler.....	29	1984 Soto.....	33	2014 Cueto.....	*34
1925 Donohue.....	*38	1955 Nuxhall.....	33	1985 Browning.....	38	2015 DeSclafani.....	31
1926 Donohue.....	*38	1956 Nuxhall.....	32	1986 Browning.....	*39	2016 Straily,Finnegan.....	31
1927 Rixey.....	29	1957 Lawrence.....	32	1987 Power.....	34	2017 Feldman.....	21
1928 Rixey.....	*37	1958 Purkey.....	34	1988 Browning.....	*36	2018 Castillo.....	31
1929 Lucas.....	32	1959 Purkey.....	33	1989 Browning.....	*37	2019 Castillo.....	32

Complete Games

1900 Scott.....	31	1930 Lucas.....	18	1960 Purkey.....	11	1990 Rijo.....	7
1901 Hahn.....	*41	1931 Lucas.....	*24	1961 Jay.....	14	1991 Rijo.....	3
1902 Hahn.....	35	1932 Lucas.....	*28	1962 Purkey.....	18	1992 Swindell.....	5
1903 Hahn.....	34	1933 Lucas.....	21	1963 Nuxhall.....	14	1993 Belcher.....	4
1904 Hahn.....	33	1934 Derringer.....	18	1964 Maloney.....	11	1994 Browning,Rijo.....	2
1905 Overall.....	32	1935 Derringer.....	20	1965 Ellis.....	15	1995 Wells.....	3
1906 Weimer.....	31	1936 Derringer.....	13	1966 Maloney.....	10	1996 Smiley,Jarvis.....	2
1907 Ewing.....	32	1937 Grissom.....	14	1967 Nolan,Ellis.....	8	1997 Remlinger,Burba.....	2
1908 Ewing.....	23	1938 Derringer.....	*26	1968 Maloney.....	8	1998 Harnisch.....	2
1909 Fromme.....	22	1939 Walters.....	*31	1969 Merritt.....	8	1999 Harnisch,Parris.....	2
1910 Suggs.....	23	1940 Walters.....	*29	1970 Merritt.....	12	2000 Harnisch.....	3
1911 Suggs.....	17	1941 Walters.....	*27	1971 Nolan.....	9	2001 Davis,Dessens.....	1
1912 Suggs.....	25	1942 VndrMeer,Walters.....	21	1972 Billingham.....	8	2002 Reitsma,Dempster.....	1
1913 Johnson.....	13	1943 VndrMeer,Walters.....	21	1973 Billingham.....	16	2003 Graves.....	2
1914 Ames.....	18	1944 Walters.....	27	1974 Gullett.....	10	2004 Lidle.....	3
1915 Dale.....	20	1945 Heusser.....	18	1975 Gullett.....	8	2005 Harang, Ortiz.....	1
1916 Toney.....	21	1946 Beggs.....	14	1976 Norman.....	8	2006 Harang.....	*6
1917 Toney.....	31	1947 Blackwell.....	*23	1977 Seaver.....	14	2007 Harang, Lohse.....	2
1918 Schneider.....	17	1948 Vander Meer.....	14	1978 Seaver.....	8	2008 Arroyo, Harang.....	1
1919 Sallee.....	22	1949 Raffensberger.....	20	1979 Seaver.....	9	2009 Arroyo.....	3
1920 Ruether.....	23	1950 Bickwil,Raffnsbrgr.....	18	1980 Pastore.....	9	2010 Arroyo.....	2
1921 Luque.....	25	1951 Raffensberger.....	14	1981 Soto.....	10	2011 Cueto.....	3
1922 Rixey.....	26	1952 Raffensberger.....	18	1982 Soto.....	13	2012 4 pitchers.....	2
1923 Luque.....	28	1953 Baczewski.....	10	1983 Soto.....	*18	2013 Bailey, Arroyo.....	2
1924 Donohue.....	16	1954 Fowler.....	8	1984 Soto.....	*13	2014 Cueto.....	4
1925 Donohue.....	*27	1955 Nuxhall.....	14	1985 Soto.....	9	2015 Cueto, Leake.....	1
1926 Mays.....	*24	1956 Klippstn,Lawrnce.....	11	1986 Gullickson.....	6	2016 DeSclafani, Finnegan..	1
1927 Lucas.....	19	1957 Lawrence.....	12	1987 Gullickson.....	3	2017 Bonilla, Feldman.....	1
1928 Rixey.....	17	1958 Purkey.....	17	1988 Jackson.....	*15	2018 Bailey.....	1
1929 Lucas.....	*28	1959 Newcombe.....	17	1989 Browning.....	9	2019 None.....	0

Earned Run Average

1900 Hahn.....	3.27	1930 Kolp.....	4.22	1960 Purkey.....	3.60	1990 Rijo.....	2.70
1901 Hahn.....	2.71	1931 Benton.....	3.35	1961 O'Toole.....	3.10	1991 Rijo.....	2.51
1902 Hahn.....	1.77	1932 Lucas.....	2.94	1962 Purkey.....	2.81	1992 Rijo.....	2.56
1903 Hahn.....	2.52	1933 Derringer.....	3.23	1963 Nuxhall.....	2.61	1993 Rijo.....	2.48
1904 Hahn.....	2.05	1934 Frey.....	3.52	1964 O'Toole.....	2.66	1994 Rijo.....	3.08
1905 Ewing.....	2.51	1935 Derringer.....	3.51	1965 Maloney.....	2.54	1995 Schourek.....	3.22
1906 Weimer.....	2.22	1936 Schott.....	3.80	1966 Maloney.....	2.80	1996 Smiley.....	3.64
1907 Ewing.....	1.73	1937 Schott.....	2.98	1967 Nolan.....	2.58	1997 Morgan.....	4.78
1908 Coakley.....	1.86	1938 Derringer.....	2.93	1968 Culver.....	3.22	1998 Harnisch.....	3.14
1909 Fromme.....	1.90	1939 Walters.....	*2.29	1969 Maloney.....	2.77	1999 Harnisch.....	3.68
1910 Suggs.....	2.40	1940 Walters.....	*2.48	1970 Simpson.....	3.02	2000 Parris.....	4.81
1911 Keefe.....	2.69	1941 Riddle.....	*2.24	1971 Gullett.....	2.65	2001 Brower.....	4.48
1912 Fromme.....	2.74	1942 Vander Meer.....	2.43	1972 Nolan.....	1.99	2002 Dessens.....	3.03
1913 Ames.....	2.88	1943 Riddle.....	2.63	1973 Billingham.....	3.04	2003 Wilson.....	4.64
1914 Douglas.....	2.56	1944 Heusser.....	*2.38	1974 Gullett.....	3.04	2004 Wilson.....	4.36
1915 Toney.....	1.58	1945 Walters.....	2.68	1975 Nolan.....	3.16	2005 Harang.....	3.83
1916 Toney.....	2.28	1946 Beggs.....	2.32	1976 Zachry.....	2.74	2006 Arroyo.....	3.29
1917 Schneider.....	2.10	1947 Blackwell.....	2.47	1977 Seaver.....	2.34	2007 Harang.....	3.73
1918 Eller.....	2.36	1948 Vander Meer.....	3.41	1978 Seaver.....	2.88	2008 Volquez.....	3.21
1919 Ruether.....	1.81	1949 Rafensberger.....	3.39	1979 Hume.....	2.76	2009 Arroyo.....	3.84
1920 Ruether.....	2.47	1950 Blackwell.....	2.97	1980 Soto.....	3.07	2010 Cueto.....	3.64
1921 Rixey.....	2.78	1951 Bickwl,Rfnsbrgr.....	3.44	1981 Seaver.....	2.54	2011 Leake.....	3.86
1922 Donohue.....	3.12	1952 Rafensberger.....	2.81	1982 Soto.....	2.79	2012 Cueto.....	2.78
1923 Luque.....	*1.93	1953 Baczewski.....	3.45	1983 Soto.....	2.70	2013 Latos.....	3.16
1924 Rixey.....	2.76	1954 Fowler.....	3.83	1984 Soto.....	3.53	2014 Cueto.....	2.25
1925 Luque.....	*2.63	1955 Nuxhall.....	3.47	1985 Browning.....	3.55	2015 DeSclafani.....	4.05
1926 Mays.....	3.14	1956 Nuxhall.....	3.72	1986 Gullickson.....	3.38	2016 DeSclafani.....	3.28
1927 Luque.....	3.19	1957 Lawrence.....	3.52	1987 Power.....	4.50	2017 Castillo.....	3.12
1928 Kolp.....	3.19	1958 Haddix.....	3.52	1988 Rijo.....	2.39	2018 Castillo.....	4.30
1929 Lucas.....	3.60	1959 Newcombe.....	3.16	1989 Browning.....	3.39	2019 Gray.....	2.87

Wins

1900 Scott.....	17	1930 Lucas.....	14	1960 Purkey.....	17	1990 Browning.....	15
1901 Hahn.....	22	1931 Lucas.....	14	1961 Jay.....	*21	1991 Rijo.....	15
1902 Hahn.....	23	1932 Johnson, Lucas.....	13	1962 Purkey.....	23	1992 Belcher, Rijo.....	15
1903 Hahn.....	22	1933 Lucas, Benton.....	10	1963 Maloney.....	23	1993 Rijo.....	14
1904 Harper.....	23	1934 Derringer.....	15	1964 O'Toole.....	27	1994 Smiley.....	11
1905 Ewing.....	20	1935 Derringer.....	22	1965 Ellis.....	22	1995 Schourek.....	18
1906 Weimer.....	20	1936 Derringer.....	19	1966 Maloney.....	16	1996 Smiley.....	13
1907 Ewing, Coakley.....	17	1937 Grissom.....	12	1967 Pappas.....	16	1997 Burba, Tomko.....	11
1908 Ewing, Spade.....	17	1938 Derringer.....	21	1968 Maloney.....	16	1998 Harnisch.....	14
1909 Fromme, Gaspar.....	19	1939 Walters.....	*27	1969 Merritt.....	17	1999 Harnisch.....	16
1910 Suggs.....	20	1940 Walters.....	*22	1970 Merritt.....	20	2000 Parris.....	12
1911 Suggs.....	15	1941 Riddle, Walters.....	19	1971 Gullett.....	16	2001 Dessens.....	10
1912 Suggs.....	19	1942 Vander Meer.....	18	1972 Nolan.....	15	2002 Haynes.....	15
1913 Johnson.....	14	1943 Riddle.....	*21	1973 Billingham.....	19	2003 Reitsma.....	9
1914 Benton.....	16	1944 Walters.....	*23	1974 Billingham.....	19	2004 Wilson.....	11
1915 Dale.....	18	1945 Bowman, Heusser.....	11	1975 3 pitchers tied.....	15	2005 Harang.....	11
1916 Toney.....	14	1946 Beggs.....	12	1976 Nolan.....	15	2006 Harang.....	*16
1917 Toney.....	24	1947 Blackwell.....	*22	1977 Seaver, Norman.....	14	2007 Harang.....	16
1918 Eller.....	16	1948 Vander Meer.....	17	1978 Seaver.....	16	2008 Volquez.....	17
1919 Sallee.....	21	1949 Raffensberger.....	18	1979 Seaver.....	16	2009 Arroyo.....	15
1920 Ring.....	17	1950 Blackwell.....	17	1980 Pastore.....	13	2010 Arroyo.....	17
1921 Rixey.....	19	1951 Bickwl, Raffnsbrgr.....	16	1981 Seaver.....	*14	2011 Leake.....	12
1922 Rixey.....	*25	1952 Raffensberger.....	17	1982 Soto.....	14	2012 Cueto.....	19
1923 Luque.....	*27	1953 Perkowski.....	12	1983 Soto.....	17	2013 Latos, Leake, Arroyo.....	14
1924 Mays.....	20	1954 3 pitchers tied.....	12	1984 Soto.....	18	2014 Cueto.....	20
1925 Rixey, Donohue.....	21	1955 Nuxhall.....	17	1985 Browning.....	20	2015 DeSclafani, Leake.....	9
1926 Donohue.....	*20	1956 Lawrence.....	19	1986 Gullickson.....	15	2016 Straily.....	14
1927 Lucas.....	18	1957 Lawrence.....	16	1987 3 pitchers tied.....	10	2017 Lorenzen.....	8
1928 Rixey.....	19	1958 Purkey.....	17	1988 Jackson.....	*23	2018 Castillo.....	10
1929 Lucas.....	19	1959 Nwcombe, Purkey.....	13	1989 Browning.....	15	2019 Castillo.....	15

Innings Pitched

1900 Scott.....	315.0	1930 Frey.....	245.0	1960 Purkey.....	252.2	1990 Browning.....	227.2
1901 Hahn.....	*375.1	1931 Johnson.....	262.1	1961 O'Toole.....	252.2	1991 Browning.....	230.1
1902 Hahn.....	321.0	1932 Lucas.....	269.1	1962 Purkey.....	288.1	1992 Belcher.....	227.2
1903 Hahn.....	296.0	1933 Derringer.....	231.0	1963 Maloney.....	250.1	1993 Rijo.....	257.1
1904 Hahn.....	297.2	1934 Derringer.....	261.0	1964 O'Toole.....	220.0	1994 Rijo.....	172.1
1905 Overall.....	318.0	1935 Derringer.....	276.2	1965 Ellis.....	263.2	1995 Schourek.....	190.1
1906 Weimer.....	304.2	1936 Derringer.....	282.1	1966 Maloney.....	224.2	1996 Smiley.....	217.1
1907 Ewing.....	332.2	1937 Grissom.....	223.2	1967 Nolan.....	226.2	1997 Morgan.....	162.0
1908 Ewing.....	293.2	1938 Derringer.....	*307.0	1968 Culver.....	226.1	1998 Tomko.....	210.2
1909 Fromme.....	279.1	1939 Walters.....	*319.0	1969 Merritt.....	251.0	1999 Harnisch.....	198.1
1910 Gaspar.....	275.0	1940 Walters.....	*305.0	1970 Nolan.....	250.2	2000 Parris.....	192.2
1911 Suggs.....	260.2	1941 Walters.....	*302.0	1971 Nolan.....	244.2	2001 Dessens.....	205.0
1912 Suggs.....	303.0	1942 Starr.....	276.2	1972 Billingham.....	217.2	2002 Haynes.....	196.2
1913 Johnson.....	269.0	1943 Vander Meer.....	289.0	1973 Billingham.....	293.0	2003 Graves.....	169.0
1914 Ames.....	297.0	1944 Walters.....	285.0	1974 Gullett.....	243.0	2004 Wilson.....	183.2
1915 Dale.....	296.2	1945 Heusser.....	223.0	1975 Nolan.....	210.2	2005 Harang.....	211.2
1916 Toney.....	300.0	1946 Vander Meer.....	204.1	1976 Nolan.....	239.1	2006 Arroyo.....	*240.2
1917 Toney.....	339.2	1947 Blackwell.....	273.0	1977 Norman.....	221.1	2007 Harang.....	231.2
1918 Eller.....	217.2	1948 Vander Meer.....	232.0	1978 Seaver.....	259.2	2008 Arroyo.....	200.0
1919 Eller.....	248.1	1949 Rafensberger.....	284.0	1979 Seaver.....	215.0	2009 Arroyo.....	220.1
1920 Ring.....	266.2	1950 Blackwell.....	261.0	1980 Soto.....	190.1	2010 Arroyo.....	215.2
1921 Luque.....	304.0	1951 Rafensberger.....	248.2	1981 Soto.....	175.0	2011 Arroyo.....	199.0
1922 Rixey.....	*313.1	1952 Rafensberger.....	247.0	1982 Soto.....	257.2	2012 Cueto.....	217.0
1923 Luque.....	322.0	1953 Perkowski.....	193.0	1983 Soto.....	273.2	2013 Latos.....	210.2
1924 Rixey.....	238.1	1954 Fowler.....	227.2	1984 Soto.....	237.1	2014 Cueto.....	*243.2
1925 Donohue.....	*301.0	1955 Nuxhall.....	257.0	1985 Browning.....	261.1	2015 DeSclafani.....	184.2
1926 Donohue.....	*285.2	1956 Lawrence.....	218.2	1986 Gullickson.....	244.2	2016 Straily.....	191.1
1927 Lucas.....	239.2	1957 Lawrence.....	250.1	1987 Power.....	204.0	2017 Adleman.....	122.1
1928 Rixey.....	291.1	1958 Purkey.....	250.0	1988 Jackson.....	260.2	2018 Castillo.....	169.2
1929 Lucas.....	270.0	1959 Newcombe.....	222.0	1989 Browning.....	249.2	2019 Castillo.....	190.2

Saves

1900 Scott.....	1	1930 Campbell.....	4	1960 Henry.....	17	1990 Myers.....	31
1901 None.....		1931 Benton,Frey.....	2	1961 Brosnan, Henry.....	16	1991 Dibble.....	31
1902 Thielman.....	1	1932 Johnson,Benton.....	2	1962 Brosnan.....	13	1992 Charlton.....	26
1903 Ewing.....	1	1933 Kolp.....	3	1963 Henry.....	14	1993 Dibble.....	19
1904 Keilum.....	2	1934 Derringer.....	4	1964 Ellis.....	14	1994 Brantley.....	15
1905 Harper, Johns.....	1	1935 Brennan.....	5	1965 McCool.....	21	1995 Brantley.....	28
1906 Check.....	3	1936 Brennan.....	9	1966 McCool.....	18	1996 Brantley.....	*44
1907 Coakley, Smith.....	1	1937 Grissom.....	6	1967 Abernathy.....	*28	1997 Shaw.....	*42
1908 Ewing.....	3	1938 Cascarella.....	4	1968 Carroll.....	17	1998 Shaw.....	23
1909 3 pitchers tied.....	2	1939 Moore.....	3	1969 Granger.....	27	1999 Graves.....	27
1910 Gaspar.....	7	1940 Beggs.....	*7	1970 Granger.....	*35	2000 Graves.....	30
1911 Gaspar.....	4	1941 Beggs.....	5	1971 Carroll.....	15	2001 Graves.....	32
1912 Suggs.....	3	1942 Beggs.....	8	1972 Carroll.....	*37	2002 Graves.....	32
1913 Brown.....	6	1943 Shoun.....	7	1973 Borbon, Carroll.....	14	2003 Williamson.....	21
1914 Ames.....	*6	1944 Carter.....	3	1974 Borbon.....	14	2004 Graves.....	41
1915 Benton.....	4	1945 6 pitchers tied.....	1	1975 Eastwick.....	*22	2005 Weathers.....	15
1916 Schultz.....	2	1946 Gumbert.....	4	1976 Eastwick.....	*26	2006 Weathers.....	12
1917 Ring.....	2	1947 Gumbert.....	10	1977 Borbon.....	18	2007 Weathers.....	33
1918 Toney, Regan.....	2	1948 Gumbert.....	*17	1978 Bair.....	28	2008 Cordero.....	34
1919 Ring, Luque.....	3	1949 Gumbert.....	2	1979 Hume.....	17	2009 Cordero.....	39
1920 Ruether.....	3	1950 Bickwil, Wehmeier.....	4	1980 Hume.....	25	2010 Cordero.....	40
1921 Luque.....	3	1951 FSmith.....	11	1981 Hume.....	13	2011 Cordero.....	37
1922 3 pitchers tied.....	1	1952 FSmith.....	7	1982 Hume.....	17	2012 Chapman.....	38
1923 Donohue.....	3	1953 Collum.....	3	1983 Scherrer.....	10	2013 Chapman.....	38
1924 May.....	*6	1954 FSmith.....	20	1984 Power.....	11	2014 Chapman.....	36
1925 4 pitchers tied.....	2	1955 Freeman.....	11	1985 Power.....	27	2015 Chapman.....	33
1926 May.....	3	1956 Freeman.....	18	1986 Franco.....	29	2016 Cingrani.....	17
1927 Nehf.....	4	1957 Freeman.....	8	1987 Franco.....	32	2017 Iglesias.....	28
1928 Kolp.....	3	1958 Jeffcoat.....	9	1988 Franco.....	*39	2018 Iglesias.....	30
1929 May.....	3	1959 Lawrence.....	10	1989 Franco.....	32	2019 Iglesias.....	34

Strikeouts

1900 Hahn.....	*132	1930 Lucas.....	53	1960 O'Toole.....	124	1990 Rijo.....	152
1901 Hahn.....	*239	1931 Johnson.....	95	1961 O'Toole.....	178	1991 Rijo.....	172
1902 Hahn.....	142	1932 Johnson.....	94	1962 O'Toole.....	170	1992 Rijo.....	171
1903 Hahn.....	127	1933 Derringer.....	86	1963 Maloney.....	265	1993 Rijo.....	*227
1904 Harper.....	125	1934 Derringer.....	122	1964 Maloney.....	214	1994 Rijo.....	171
1905 Overall.....	173	1935 Derringer.....	120	1965 Maloney.....	244	1995 Schourek.....	160
1906 Ewing.....	145	1936 Derringer.....	121	1966 Maloney.....	216	1996 Smiley.....	171
1907 Ewing.....	147	1937 Grissom.....	149	1967 Nolan.....	206	1997 Remlinger.....	145
1908 Ewing.....	95	1938 Derringer.....	132	1968 Maloney.....	181	1998 Tomko.....	162
1909 Fromme.....	126	1939 Walters.....	*137	1969 Merritt.....	144	1999 Tomko.....	132
1910 Rowan.....	108	1940 Walters, Derringer.....	115	1970 Nolan.....	181	2000 Williamson.....	136
1911 Fromme.....	107	1941 Vander Meer.....	*202	1971 Nolan.....	146	2001 Dessens.....	128
1912 Benton.....	162	1942 Vander Meer.....	*186	1972 Billingham.....	137	2002 Haynes.....	126
1913 Johnson.....	107	1943 Vander Meer.....	*174	1973 Billingham.....	155	2003 Wilson.....	93
1914 Ames.....	128	1944 Walters.....	77	1974 Gullett.....	183	2004 Harang.....	125
1915 Toney, Schneider.....	108	1945 Bowman.....	71	1975 Norman.....	119	2005 Harang.....	61
1916 Toney.....	146	1946 Blackwell.....	100	1976 Zachry.....	143	2006 Harang.....	*216
1917 Schneider.....	138	1947 Blackwell.....	*193	1977 Norman.....	160	2007 Harang.....	218
1918 Eller.....	84	1948 Vander Meer.....	120	1978 Seaver.....	226	2008 Volquez.....	206
1919 Eller.....	137	1949 Raffensberger.....	103	1979 Seaver.....	131	2009 Harang.....	142
1920 Ruether.....	99	1950 Blackwell.....	188	1980 Soto.....	182	2010 Cueto.....	138
1921 Luque.....	102	1951 Blackwell.....	120	1981 Soto.....	151	2011 Leake.....	118
1922 Rixey.....	80	1952 Raffensberger.....	93	1982 Soto.....	274	2012 Latos.....	185
1923 Luque.....	151	1953 Podbielan.....	74	1983 Soto.....	242	2013 Bailey.....	199
1924 Luque.....	86	1954 Fowler.....	93	1984 Soto.....	185	2014 Cueto.....	*242
1925 Luque.....	140	1955 Nuxhall.....	98	1985 Soto.....	214	2015 DeSclafani.....	151
1926 May.....	103	1956 Nuxhall.....	120	1986 Browning.....	147	2016 Straily.....	162
1927 May.....	121	1957 Lawrence.....	121	1987 Power.....	133	2017 Adleman.....	108
1928 Luque.....	72	1958 Nuxhall.....	111	1988 Jackson.....	161	2018 Castillo.....	165
1929 May.....	92	1959 Newcombe.....	100	1989 Dibble.....	141	2019 Castillo.....	226

REDS' NATIONAL LEAGUE PITCHING LEADERS

Games (10)

Rube Benton.....	1912 (50)
Paul Derringer.....	1936 (51)
Harry Gumbert.....	1948 (61)
Ted Abernathy.....	1967 (70)
Ted Abernathy.....	1968 (78)
Wayne Granger.....	1969 (90)
Wayne Granger.....	1971 (70)
Clay Carroll.....*	1972 (65)
Ted Power.....	1984 (78)
Rob Murphy.....	1988 (76)

Games Started (25)

Rube Benton.....	1912 (39)
Eppa Rixey.....	1922 (38)
Pete Donohue.....	1925 (38)
Pete Donohue.....	1926 (38)
Eppa Rixey.....	1928 (37)
Paul Derringer.....	1936 (37)
Bucky Walters.....*	1939 (36)
Paul Derringer.....	1940 (37)
Johnny Vander Meer.....	1943 (36)
Ken Raffensberger.....	1949 (38)
Jack Billingham.....	1973 (40)
Mario Soto.....	1981 (25)
Tom Browning.....*	1986 (39)
Tom Browning.....*	1988 (36)
Tom Browning.....	1989 (37)
Tom Browning.....*	1990 (35)
Jose Rijo.....*	1993 (36)
Jose Rijo.....	1994 (26)
Bronson Arroyo.....*	2006 (35)
Aaron Harang.....	2006 (35)
Bronson Arroyo.....*	2008 (34)
Johnny Cueto.....*	2012 (33)
Mat Latos.....*	2012 (33)
Homer Bailey.....*	2012 (33)
Johnny Cueto.....*	2014 (34)

Complete Games (15)

Noodles Hahn.....	1901 (41)
Pete Donohue.....	1925 (27)
Carl Mays.....	1926 (24)
Red Lucas.....	1929 (28)
Red Lucas.....	1931 (24)
Red Lucas.....	1932 (28)
Paul Derringer.....	1938 (26)
Bucky Walters.....	1939 (31)
Bucky Walters.....	1940 (29)
Bucky Walters.....	1941 (27)
Ewell Blackwell.....	1947 (23)
Mario Soto.....	1983 (18)
Mario Soto.....	1984 (13)
Danny Jackson.....	1988 (15)
Aaron Harang.....	2006 (6)

ERA (6)

Dolf Luque.....	1923 (1.93)
Dolf Luque.....	1925 (2.63)
Bucky Walters.....	1939 (2.29)
Bucky Walters.....	1940 (2.48)
Elmer Riddle.....	1941 (2.24)
Ed Heusser.....	1944 (2.38)

Strikeouts (10)

Noodles Hahn.....	1900 (132)
Noodles Hahn.....	1901 (239)
Bucky Walters.....*	1939 (137)
Johnny Vander Meer.....	1941 (202)
Johnny Vander Meer.....	1942 (186)
Johnny Vander Meer.....	1943 (174)
Ewell Blackwell.....	1947 (193)
Jose Rijo.....	1993 (227)
Aaron Harang.....	2006 (216)
Johnny Cueto.....*	2014 (242)

Wins (12)

Eppa Rixey.....	1922 (25)
Dolf Luque.....	1923 (27)
Pete Donohue.....*	1926 (20)
Bucky Walters.....	1939 (27)
Bucky Walters.....	1940 (22)
Elmer Riddle.....*	1943 (21)
Bucky Walters.....	1944 (23)
Ewell Blackwell.....	1947 (22)
Joey Jay.....*	1961 (21)
Tom Seaver.....	1981 (14)
Danny Jackson.....*	1988 (23)
Aaron Harang.....*	2006 (16)

#Winning Percentage (12)

Dutch Ruether.....	1919 (19-6, .760)
Pete Donohue.....	1922 (18-9, .667)
Dolf Luque.....	1923 (27-8, .771)
Paul Derringer.....	1939 (25-7, .781)
Elmer Riddle.....	1941 (19-4, .826)
Clyde Shoun.....*	1943 (14-5, .737)
Bob Purkey.....	1962 (23-5, .821)
Wayne Simspon.....	1970 (14-3, .826)
Gary Nolan.....	1972 (15-5, .750)
Tom Seaver.....	1979 (16-6, .727)
Tom Seaver.....	1981 (14-2, .875)
Jose Rijo.....*	1991 (15-6, .714)

For pitchers with 15 or more decisions

Shutouts (17)

Noodles Hahn.....	*1900 (4)
Dolf Luque.....	*1921 (3)
Dolf Luque.....	1923 (6)
Eppa Rixey.....*	*1924 (4)
Dolf Luque.....	*1925 (4)
Pete Donohue.....	1926 (5)
Red Lucas.....	*1928 (4)
Lee Grissom.....	*1937 (5)
Ewell Blackwell.....*	*1946 (5)
Ken Raffensberger.....*	*1949 (5)
Ken Raffensberger.....*	*1952 (6)
Joe Nuxhall.....	1955 (5)
Joey Jay.....*	*1961 (4)
Jim Maloney.....*	*1966 (5)
Jack Billingham.....	1973 (7)
Tom Seaver.....	1977 (7)
Tom Seaver.....*	*1979 (5)

Innings Pitched (11)

Noodles Hahn.....	1901 (375.1)
Eppa Rixey.....	1922 (313.1)
Pete Donohue.....	1925 (301.0)
Pete Donohue.....	1926 (285.2)
Paul Derringer.....	1938 (307.0)
Bucky Walters.....	1939 (319.0)
Bucky Walters.....	1940 (305.0)
Bucky Walters.....	1941 (302.0)
Jack Billingham.....*	*1973 (293.1)
Bronson Arroyo.....	2006 (240.2)
Johnny Cueto.....	2014 (243.2)

Saves (7)

Wayne Granger.....	1970 (35)
Clay Carroll.....	1972 (37)
Rawly Eastwick.....*	*1975 (22)
Rawly Eastwick.....	1976 (26)
John Franco.....	1988 (39)
Jeff Brantley.....*	*1996 (44)
Jeff Shaw.....	1997 (42)

* Tied For League Lead

SINGLE-SEASON PITCHING RECORDS - SINCE 1900

Club Records

Most Pitchers Used	32 (2x), 2016, 2018
Most Starting Pitchers Used	17, 2003
Most Games Won, Relievers	37, 1978
Most Games Lost, Starters	88, 1932
Most Saves	60 (2x), 1970, 1972
Most Relief Appearances	544, 2018
Highest ERA, Team	5.19, 2004
Highest ERA, Starters	5.77, 2003
Lowest ERA	2.23, 1919
Most Runs Allowed	907, 2004
Fewest Runs Allowed	401, 1919
Most Earned Runs Allowed	832, 2004
Fewest Earned Runs Allowed	315, 1919
Most No-Hit Games	2 (2x), 1938, 1965
Most Complete Games	142, 1904
Fewest Complete Games	0, 2019
Most Shutouts	23, 1919
Fewest Shutouts	1, 2005
Most Shutouts Won	23, 1919
Most Innings Pitched	1,490.0, 1968
Most Strikeouts	1,552, 2019
Fewest Strikeouts	310, 1933
Most Walks Allowed	659, 2000
Fewest Walks Allowed	257, 1933
Most Home Runs Allowed	258, 2016
Most Home Runs Allowed, Starters	159 (2x), 2005 & 2017
Most Home Runs Allowed, Relievers	103, 2016
Most Home Runs Allowed, Consecutive Games	17 (2x), 6/5-6/23, 2001 & 5/1-5/18, 2005
Fewest Home Runs Allowed	5, 1909
Most Grand Slams Allowed	9, 2017
Most Hit Batsmen	80, 2005
Most Wild Pitches	96, 2000

Rookie Records

Most Games	90, Wayne Granger, 1968
Most Starts	52, Will White, 1878
Most Complete Games	32, Jesse Duryea, 1889
Most Innings Pitched	468, Will White, 1878
Most Shutouts	6, Ewell Backwell, 1946
Most Wins	32, Jesse Duryea, 1889
Most Wins, Rookie	20, Tom Browning, 1985
Most Wins, Relief	12, Scott Williamson, 1999
Highest Winning Percentage769 (10-3), Sammy Ellis, 1964
Most Losses	26, Dory Dean, 1876
Most Losses, Relief	7, Scott Williamson, 1999
Most Saves	27, Wayne Granger, 1969
Lowest ERA	1.79, Will White, 1878
Most Hits Allowed	477, Will White, 1878
Most Walks Allowed	147, Orval Overall, 1905
Most Strikeouts	206, Gary Nolan, 1967

Individual Records

*MLB Record #Tied MLB Record ^NL Record @Tied NL Record

Most Games, Righthander.....	90, Wayne Granger, 1969
Most Games, Lefthander.....	87, Rob Murphy, 1987
Most Games Started.....	42, Noodles Hahn, 1901
Most Games Finished.....	64, Francisco Cordero, 2010
Most Complete Games.....	41, Noodles Hahn, 1901
Most Innings Pitched.....	375, Noodles Hahn, 1901
Most Wins, Righthander.....	27 (2x), Dolf Luque, 1923; Bucky Walters, 1939
Most Wins, Lefthander.....	25, Eppa Rixey, 1922
Most Wins, Relief.....	14, Hersch Freeman, 1956
Most Consecutive Wins.....	16, Ewell Blackwell, 1947
Most Games Lost.....	25, Paul Derringer, 1933
Most Games Lost, Reliever.....	12, Raisel Iglesias, 2019
Most Consecutive Games Lost.....	12 (3x), Henry Thielman, 1902; Peter J. Schneider, 1914; Si Johnson, 1933
Highest Winning Percentage.....	.875, Tom Seaver, 1981 (14-2)
Highest Winning Percentage, Relief.....	.812, Clyde Shoun, 1943 (13-3)
Highest Percentage 20-Game Winner.....	.821, Bob Purkey, 1962 (23-5)
Most Saves.....	44, Jeff Brantley, 1996
Most Consecutive Saves.....	27, Aroldis Chapman, 6/26-9/4, 2012
Most Consecutive Appearances Recording a Save.....	16, Aroldis Chapman, 7/15-8/12, 2012
Highest ERA, Starter.....	6.47, Eric Milton, 2005
Lowest ERA, Starter.....	1.58, Fred Toney, 1915
Lowest ERA, Relief.....	0.72, Rob Murphy, 1986
Most Runs.....	158, Noodles Hahn, 1901
Most Earned Runs.....	145 (2x), Bill Phillips, 1901; Herm Wehmeier, 1950
Most No-Hit Games.....	*2 (2x), Johnny Vander Meer, 6/11/1938 vs Boston & 6/15/1938 at Brooklyn; Jim Maloney, ~6/14/1965 vs New York & 8/19/1965 at Chicago (G1) ~Maloney tossed 10 no-hit innings on 6/14/1965 vs New York, then allowed a home run and single in the 11th inning (L, 1-0)
Most Consecutive No-Hit Games.....	*2, Johnny Vander Meer, 6/11/1938 vs Boston & 6/15/1938 at Brooklyn
Most Shutouts.....	7 (3x), Fred Toney, 1917; Hod Eller, 1919; Jack Billingham, 1973
Most Consecutive Scoreless Appearances, Righthander.....	23 (26.1ip), J.J. Hoover, June 13-August 19, 2013
Most Consecutive Scoreless Appearances, Lefthander.....	#33 (30ip), Arthur Rhodes, April 13-June 26, 2010
Most Hits.....	370 (2x), Ed Scott, 1900; Noodles Hahn, 1901
Fewest Hits Allowed, Consecutive Games.....	*0, Johnny Vander Meer, 1938
Most Consecutive Hitless Innings.....	*21, Johnny Vander Meer, 1938
Most Home Runs Allowed, Lefthander.....	40, Eric Milton, 2005
Most Home Runs Allowed, Righthander.....	46, Bronson Arroyo, 2011
Most Home Runs Allowed, Duo.....	74, Eric Milton (40) & Ramon Ortiz (34), 2005
Most Consecutive Starts Allowing At Least 1 Home Run.....	@15, Ramon Ortiz, May 1-July 17, 2005
Most Strikeouts, Righthander.....	274, Mario Soto, 1982
Most Strikeouts, Lefthander.....	239, Noodles Hahn, 1901
Most Strikeouts, Reliever.....	141, Rob Dibble, 1989
Most Walks.....	162, Johnny Vander Meer, 1943
Most Hit Batsmen.....	23, Jake Weimer, 1907
Most Wild Pitches.....	21, Scott Williamson, 2000

Reds with 200+ Strikeouts in a Season

274	Mario Soto	1982
265	Jim Maloney	1963
244	Jim Maloney	1965
242	Mario Soto	1983
	Johnny Cueto	*2014
239	Noodles Hahn	*1901
227	Jose Rijo	*1993
226	Luis Castillo	2019
	Tom Seaver	1978
218	Aaron Harang	2007
216	Jim Maloney	1966
	Aaron Harang	*2006
214	Jim Maloney	1964
	Mario Soto	1985
206	Edinson Volquez	2008
	Gary Nolan	1967
205	Sonny Gray	2019
202	J. Vander Meer	*1941

*Led League

REDS 20-GAME WINNERS

27	Dolf Luque	*1923	E. Rixey, P. Donohue	1925
	Bucky Walters	*1939	Paul Derringer	1938
25	Eppa Rixey	*1922	Elmer Riddle	*1943
	Paul Derringer	1939	Joey Jay	*1961, '62
24	Fred Toney	1917	20 Noodles Hahn	1902
23	Noodles Hahn	1902	Bob Ewing	1905
	Jack Harper	1904	Jake Weimer	1906
	Bucky Walters	*1944	George Suggs	1910
	Bob Purkey	1962	Pete Schneider	1917
	Jim Maloney	1963	Eppa Rixey	1923
	Danny Jackson	*1988	Carl Mays	1924
22	Noodles Hahn	1901, '03	Pete Donohue	*1926
	Paul Derringer	1935	Paul Derringer	1940
	Bucky Walters	*1940	Jim Maloney	1965
	Ewell Blackwell	*1947	Jim Merritt	1970
	Sammy Ellis	1965	Tom Browning	1985
21	Slim Salee	1919	Johnny Cueto	2014
	Pete Donohue	1923		

*Led League

Reds with 10+ Consecutive Wins

Ewell Blackwell	16	1947
Frank Dwyer	13	1896
Brooks Lawrence	13	1956
Elmer Riddle	11	1941
Tom Seaver	11	1979
John Franco	11	1985
Johnny Vander Meer	10	1938
Paul Derringer	10	1939
Clay Carroll	10	1969
Wayne Simpson	10	1970

Reds with 30+ Saves in a Season

44	Jeff Brantley	#1996	32	John Franco	1987, '89
42	Jeff Shaw	*1997		Danny Graves	2001, '02
41	Danny Graves	2004	31	Randy Myers	1990
40	Francisco Cordero	2010		Rob Dibble	1991
39	Francisco Cordero	2009	30	Danny Graves	2000
	John Franco	*1988		Raisel Iglesias	2018
38	Aroldis Chapman	2012			
	Aroldis Chapman	2013			
37	Francisco Cordero	2011			
	Clay Carroll	*1972			
36	Aroldis Chapman	2014			
35	Wayne Granger	*1970			
34	Francisco Cordero	2008			
	Raisel Iglesias	2019			
33	Aroldis Chapman	2015			
	David Weathers	2007			

* Led League, #Tied For League Lead

Reds with a Sub-2.00 ERA

ERA	IP	Player	Year
1.58	222.2	Fred Toney	1915
1.73	332.2	Bob Ewing	1907
1.77	321.0	Noodles Hahn	1902
1.81	242.2	Dutch Ruether	1919
1.86	242.1	Andy Coakley	1908
1.90	279.1	Art Fromme	1909
1.93	322.0	*Dolf Luque	1923
1.99	176.0	Gary Nolan	1972

Reds with 250 + Innings in a Season

375.1	Noodles Hahn	*1901	296.2	Gene Dale	1915	274.1	Pete Schneider	1916	260.2	George Suggs	1911
339.2	Fred Toney	1917		Paul Derringer	1940		Pete Donohue	1923		Danny Jackson	1988
333.2	Pete Schneider	1917	296.0	Noodles Hahn	1903	273.2	Mario Soto	1983	260.1	Elmer Riddle	1943
332.2	Bob Ewing	1907		Art Fromme	1912	273.0	Ewell Blackwell	1947	260.0	Harry Gaspar	1909
322.0	Dolf Luque	1923	293.2	Jack Harper	1904		Joey Jay	1962	259.2	Tom Seaver	1978
321.0	Noodles Hahn	1902		Bob Ewing	1908	271.0	Rube Benton	1914	257.2	Mario Soto	1982
319.0	Bucky Walters	*1939	293.1	Jack Billingham	*1973	270.0	Red Lucas	1929	257.1	Jose Rijo	1993
318.0	Orval Overall	1905	291.1	Eppa Rixey	1928	269.1	Red Lucas	1932	257.0	Joe Nuxhall	1955
313.1	Eppa Rixey	*1922	291.0	Dolf Luque	1925	269.0	Bob Phillips	1902	256.2	Mario Soto	1985
311.2	Bob Ewing	1905	289.0	J. Vander Meer	1943		George Johnson	1913	255.1	Jim Maloney	1965
309.0	Eppa Rixey	1923	287.2	Bob Ewing	1906	267.2	Charlie Chech	1905	253.2	Harry Gaspar	1911
307.0	Paul Derringer	*1938	288.1	Bob Purkey	1962	266.2	Jimmy Ring	1920		Bucky Walters	1942
305.0	Bucky Walters	*1940	287.1	Eppa Rixey	1925	266.0	George Suggs	1910	252.2	Bob Purkey	1960
304.2	Jake Weimer	1906	285.2	Pete Donohue	*1926	265.2	Dutch Ruether	1920		Jim O'Toole	1961
304.0	Dolf Luque	1921	285.0	Bucky Walters	1944		Rube Marquard	1921	251.2	Jim O'Toole	1962
303.0	George Suggs	1912	284.0	Ken Raffensberger	1949	265.1	Andy Coakley	1907	251.0	Jim Merritt	1969
302.0	Rube Benton	1912	282.1	Paul Derringer	1936	264.0	Johnny Couch	1922	250.2	Gary Nolan	1970
	Bucky Walters	*1941	281.1	Bill Phillips	1901	263.2	Sammy Ellis	1965		Tom Browning	1988
301.0	Eppa Rixey	1921	281.0	Carl Mays	1926	262.1	Si Johnson	1931	250.1	Brooks Lawrence	1957
	Pete Donohue	*1925	279.1	Art Fromme	1909		Tom Browning	1985		Jim Maloney	1963
	Paul Derringer	1939	276.2	Paul Derringer	1935	261.0	Jack Rowan	1910	250.0	Bob Purkey	1958
300.0	Fred Toney	1916		Ray Starr	1942		Dolf Luque	1922			
297.2	Noodles Hahn	1904	275.2	Pete Schneider	1915		Paul Derringer	1934			
297.0	Red Ames	1914	275.0	Harry Gaspar	1910		Ewell Blackwell	1950			

*Led League

SINGLE-GAME PITCHING RECORDS - SINCE 1900

*MLB Record #Tied MLB Record ^NL Record @Tied NL Record

Club Records

Most Runs Allowed	25 (2x), Last: 9/23/1901 vs Brooklyn
Most Runs Allowed in One Inning	15, 5/21/1952 vs Brooklyn (1st inning)
Most Home Runs Allowed	7 (6x), 6/6/1939 at NYG, 6/24/1950 at NYG, 5/25/1979 at LAD, 5/31/2016 at Col, 8/22/2016 vs LAD, 7/26/2018 vs Phi
Most Home Runs Allowed in One Inning	5 (4x), Last: 4/22/06 at Mil (4th inning), ties Major League record
Most Strikeouts (9 innings)	18, 6/30/2018 vs Mil (Tyler Mahle 12, Kyle Crockett 1, David Hernandez 2, Dylan Floro 3)
Most Strikeouts (extra innings)	20, 7/28/2013 at Los Angeles (11 inn., Cingrani 11, LeCure 4, Parra 2, Parch 3)
Most Walks	15, 4/18/1970 vs SF (9 innings) & 8/9/1942 vs Cubs (18 innings)
Most Wild Pitches	5, 6/8/1999 at Minnesota
Most Extra-Base Hits Allowed	14 (2x), 5/15/1911 at Phi (8 2b, 3 3b, 3hr), 5/31/2016 at Col (7 2b, 7hr)

Individual Records

Most At-Bats Faced	@49 (2x), Harley "Doc" Parker, 6/21/1901 at Brooklyn; Bill Phillips, 6/24/1901 at Philadelphia (G2)
Fewest Hits Allowed, Doubleheader, 18 Innings	*6, Fred Toney, 7/1/1917 vs Pittsburgh
Longest No-Hit CG	#10 Innings (2x), Fred Toney, 5/2/1917 vs Chicago; Jim Maloney, 8/19/1965 vs Chicago
Most Runs Allowed	*21, Harley "Doc" Parker, 6/21/1901 at Brooklyn
Most Hits Allowed	*26, Harley "Doc" Parker, 6/21/1901 at Brooklyn
Most Home Runs Allowed	5 (many times), Last: RHP Scott Feldman, 8/17/2017 at Cubs & LHP Brandon Claussen, 7/18/2005 vs Chi
Most Home Runs Allowed, Start of Game (tied ML record) ..	3, LHP Phil Dumatrait, 9/9/2007 vs Mil (Rickie Weeks, J.J. Hardy, Ryan Braun)
Most Home Runs Allowed in One Inning	#4 (many times), Last: RHP Scott Feldman, 8/17/2017 at Cubs (4th inning)
Most Consecutive Doubles Allowed in One Inning	*4, Pete Harnisch, 5/4/2000 at Philadelphia (1st inning)
Most Strikeouts (extra innings)	18, Jim Maloney 6/14/1965 vs New York (11 innings)
Most Strikeouts (9 Innings)	16 (3x), Noodles Hahn, 5/22/1901 at Boston; Jim Maloney, 5/21/1963 at Milwaukee; Ron Villone, 9/29/2000 at St. Louis
Most Strikeouts by Reds Rookie Pitcher, Righthander	15, Gary Nolan, 6/7/1967 vs San Francisco
Most Strikeouts by Reds Rookie Pitcher, Lefthander	12 (2x), Amir Garrett, 4/19/2017 vs Bal & Dennis Reyes, 8/20/1998 at Pit
Most Strikeouts by Losing Pitcher (extra innings)	*18, Jim Maloney, 6/14/1965 vs New York, 11 innings (lost 1-0)
Most Consecutive Strikeouts by Relief Pitcher, Game	@6 (6x), Don Gullett, 8/23/1970 at New York (G2); Joe Price, 5/8/1985 at Philadelphia; Randy Myers, 9/8/1990 at Los Angeles; Rob Dibble, 4/23/1991 at Houston; Scott Williamson, 5/27/1999 vs Los Angeles; Alfredo Simon, 5/6/2013 vs Atlanta
Three Strikeouts On Nine Pitched Balls, Inning (Confirmed)	#Pedro Borbon, 6/23/79 vs San Francisco (9th inning) #Rob Dibble, 6/4/1989 vs San Diego (8th inning) #Carlos Contreras, 7/11/2014 vs Pittsburgh (7th inning) #Drew Storen, 4/18/2017 vs Baltimore (9th inning) #Kevin Gausman, 8/18/2019 vs St. Louis (9th inning)
Most Walks	13, Bud Podbielan, 5/18/1953 vs Brooklyn (10 innings)
Most Walks, Inning	7, Bob Ewing, 4/19/1902 vs Chicago (4th inning)
Most Hit Batters	4 (2x), Jake Weimer, 7/28/1907 vs NY Giants & Josh Smith, 7/4/2015 vs Milwaukee
Most Hit Batters, Inning	3, Raul Sanchez, 5/15/1960 vs Philadelphia (G1, 8th inning)
Most Balks, Inning	*3, Jim Owens, 4/24/1963 at Los Angeles (2nd inning)
Most Wild Pitches, Inning	3 (many times), Last: John Riedling, 4/11/2001 at Pittsburgh (7th inning)

Reds Shutouts in First Major League Start

Bob Spade	9/22/07 vs New York
Pete Schneider	6/28/14 vs Pittsburgh, G2
Mel Queen	4/16/67 vs San Francisco, G2
Wayne Simpson	4/9/70 at Los Angeles
Charlie Leibbrandt	4/13/80 vs Atlanta

Reds with 4 Strikeouts in an Inning

Joe Nuxhall	8/11/59 vs Milwaukee, G1 (6th inning)
Mario Soto	5/17/84 vs Chicago (3rd inning)
Tim Birtsas	6/4/90 at San Francisco (7th inning)
Frankie Rodriguez	7/22/01 at Florida (7th inning)
Tony Cingrani	4/28/13 at Washington (4th inning)
(Denard Span, Bryce Harper, Ian Desmond, Adam LaRoche)	

Reds with 15+ Strikeouts in a Game

Jim Maloney, RH	18	6/14/65 vs New York (11 inn.)
Ron Villone, LH	16	9/29/00 at St. Louis
Jim Maloney, RH	16	5/21/63 at St. Louis
Noodles Hahn, RH	16	4/22/1901 vs Chicago
Gary Nolan, RH	*15	6/7/67 vs San Francisco
Mario Soto, RH	15	9/9/80 at Atlanta
Mario Soto, RH	15	8/17/82 vs New York

* Reds rookie record



SEPTEMBER 16, 1988: ONE PERFECT NIGHT

On September 16, 1988, left-hander Tom Browning tossed the only perfect game in Cincinnati Reds history when he retired all 27 batters faced in a 1-0 victory over the Los Angeles Dodgers.

It was only the 14th perfect game of 9 innings or more in Major League history, just the third in modern National League history and the first no-hitter by a Reds pitcher since Tom Seaver blanked the Cardinals, 4-0, on June 16, 1978.

Browning's perfect game capped off an incredible season in which he posted an 18-5 record, including a 16-2 mark after June 6.

No-Hitters in Reds History (16)

Pitcher	Score
Charles Jones, 10/15/1892 vs Pittsburgh (ML debut)	Won, 7-1
Ted Breitenstein, 4/22/1898 vs Pittsburgh	Won, 11-0
Noodles Hahn, 7/12/1900 vs Philadelphia	Won, 4-0
Fred Toney, 5/2/1917 at Chicago (10 innings)	Won, 1-0
Hod Eller, 5/11/1919 vs St. Louis	Won, 6-0
*Johnny Vander Meer, 6/11/1938 vs Boston	Won, 3-0
*Johnny Vander Meer, 6/15/1938 at Brooklyn	Won, 6-0
Clyde Shoun, 5/15/1944 vs Boston	Won, 1-0
Ewell Blackwell, 6/18/1947 vs Boston	Won, 6-0
Jim Maloney, 8/19/1965 at Chicago, Game 1 (10 innings)	Won, 1-0
George Culver, 7/29/1968 at Philadelphia, Game 2	Won, 6-1
Jim Maloney, 4/30/1969 vs Houston	Won, 10-0
Tom Seaver, 6/16/1978 vs St. Louis	Won, 4-0
Tom Browning, 9/16/1988 vs Los Angeles (perfect game)	Won, 1-0
Homer Bailey, 9/28/2012 at Pittsburgh	Won, 1-0
Homer Bailey, 7/2/2013 vs San Francisco	Won, 3-0

* **Johnny Vander Meer** is the only pitcher in Major League history to throw no-hitters in consecutive appearances

Jim Maloney, 6/14/1965 vs New York Lost, 1-0 (11 innings)
Had a no-hitter through 10 innings, allowed HR and single in the 11th

3 Reds pitchers, 5/26/1956 at Milwaukee..... Lost, 2-1 (11 innings)
Johnny Klipstein pitched the first 7 innings, Hershell Freeman the 8th and Joe Black the ninth, 10th and 11th frames. With 2 outs in the 10th inning the Braves produced the first of their 2 hits.

No-Hitters vs Reds

Pitcher	Score
Cy Young, 9/18/1897 at Cleveland, G1	6-0
"Big" Jeff Pfeffer, 5/8/1907 at Boston	6-0
* James (Hippo) Vaughn, 5/2/1917 at Chicago	0-1
Tex Carleton, 4/30/1940 vs Brooklyn	3-0
Lon Warneke, 8/30/1941 vs St. Louis	2-0
Ken Johnson, 4/23/1964 at Houston	0-1
Don Wilson, 5/1/1969 vs Houston	4-0
Ken Holtzman, 6/3/1971 vs Chicago	1-0
Rick Wise, 6/23/1971 vs Philadelphia	4-0
** Roy Halladay, 10/6/2010 at Philadelphia	4-0
Jake Arrieta, 4/21/16 vs Chicago	16-0
Mike Fiers, 5/7/19 at Oakland	2-0

* Only double no-hit game in Major League history.

** Game 1 of the 2010 National League Division Series at Citizens Bank Park. **Roy Halladay's** no-hitter was only the second no-hitter in **Postseason history**, joining **Don Larsen's** perfect game for the **Yankees vs Brooklyn in Game 5 of the 1956 World Series**. **Halladay** allowed only 1 baserunner, a walk to **Jay Bruce** with 2 outs in the fifth, and threw first-pitch strikes to 25-28 batters.

On 4/21/2016 at Great American Ball Park, Cubs RHP **Jake Arrieta** threw a no-hitter vs the Reds...prior to that 16-0 loss, the Reds had produced at least 1 hit in **7,109 consecutive regular season games**, the longest active streak in the Major Leagues...between no-hitters by Phi's **Rick Wise** on 6/23/1971 at Riverfront Stadium and **Arrieta** on 4/21/2016, the Reds were held to 1 hit **33 times**... according to Elias Sports Bureau, the **16 runs scored** by the Cubs were the second-most ever produced in a no-hitter...**Pud Galvin** of the **Buffalo Bisons** beat the **Detroit Wolverines**, 18-0, on **August 4, 1884**.



REDS TEAM FIELDING, YEAR-BY-YEAR - SINCE 1900

* Led league, ^ Team records

Table with 12 columns: Year, Pct., E, DP. Data is organized into three columns of years from 1900 to 1929, 1930 to 1959, and 1960 to 1989.

REDS FIELDING RECORDS - SINCE 1900

Club Records

Table listing fielding records such as Highest Fielding Average (.988), Most Errors (355), Most Passed Balls (39), etc.

Individual Records

First Base

Most Putouts.....	1,710, Wally Pipp, 1926
Most Assists.....	173, Joey Votto, 2011
Fewest Errors.....	2, Sean Casey, 2005
Most Double Plays.....	166, Ted Kluszewski, 1954
Highest Fielding Average.....	.998 (2x), Dan Driessen, 1982 & Sean Casey, 2005
Most Years Leading League in Fielding, Career.....	5, Ted Kluszewski (1951-55)
@Most Years Leading League in Putouts, Career.....	6, Frank McCormick (1939-45)

Second Base

Most Assists.....	588, Hughie Critz, 1926
*Fewest Errors.....	2 (2x), Bret Boone, 1997 & Brandon Phillips, 2014
@Most Errors, Inning.....	3, Kermit Wahl, 9/18/45 vs Boston
Most Double Plays.....	130, Tommy Helms, 1971
*Highest Fielding Average.....	.997, Bret Boone, 1997

Third Base

Fewest Errors.....	7, Buddy Bell, 1987
Most Double Plays.....	39, Babe Adams, 1953
Highest Fielding Average.....	.979, Buddy Bell, 1987
@Most Assists, 9-Inning Game.....	11, Chris Sabo, 4/7/88 vs St. Louis
@Most Unassisted Double Plays, Season.....	3, Heinie Groh, 1915

Shortstop

Most Putouts.....	391, Buck Herzog, 1915
^Most Putouts With No Assists, Game.....	9, Buck Herzog, 5/26/1916 vs Chicago
Fewest Errors.....	9, Dave Concepcion, 1984 & José Iglesias, 2019
@Most Errors, Opening Game of Season.....	4, Pokey Reese, 3/31/98 vs San Diego
Most Double Plays.....	129, Roy McMillan, 1954
@Most Double Plays, 9-Inning Game.....	5, Dave Concepcion, 6/25/75 at Atlanta
@Most Double Plays Started, Game.....	4, Billy Myers, 6/4/39 at New York
Highest Fielding Average.....	.986, Dave Concepcion, 1977
^Most Consecutive Games, Career.....	584, Roy McMillan, 9/16/51 to 8/6/55

Catcher

Most Putouts.....	1,008, Johnny Edwards, 1963
^Fewest Putouts, Season.....	471, Ray Mueller, 155 Games, 1944
^Fewest Chances Accepted, Season.....	536, Ray Mueller, 155 Games, 1944
Most Assists.....	170, Ivy Wingo, 1916
Fewest Errors.....	1 (2x), Brayan Pena, 2015 & Tucker Barnhart, 2017
Most Double Plays.....	18, Larry McLean, 1910
Highest Fielding Average, Season.....	.999, Tucker Barnhart, 2017
^Most Games Catching All Club's Games, Season.....	155, Ray Mueller, 1944
^Most Consecutive Games, Season.....	155, Ray Mueller, 4/18-10/1, 1944
^Most Games Caught, Rookie.....	154, Johnny Bench, 1968
^Most Years With 100 or More Games Caught.....	13, Johnny Bench, 1968-80
^Most Consecutive Years with 100 or More Games Caught.....	13, Johnny Bench, 1968-80
@Fewest Passed Balls, Season.....	0, Johnny Bench, 121 Games, 1975
@Most Passed Balls, Game.....	6, Harry Vickers, 10/4/1902 at Pittsburgh

Left Field

Fewest Errors.....	0, Ryan Ludwick, 2014
Highest Fielding Average.....	1.000, Ryan Ludwick, 2014

Center Field

Most Putouts.....	447, Gus Bell, 1953
Fewest Errors.....	0, Billy Hamilton, 2015
Most Double Plays.....	12, Cy Seymour, 1905
Highest Fielding Average.....	1.000, Billy Hamilton, 2015

Right Field

Most Putouts.....	392, Babe Herman, 1932
Most Assists.....	39, Mike Mitchell, 1907
Fewest Errors.....	1, Paul O'Neill, 1992
Most Double Plays.....	10, Mike Mitchell, 1907
Highest Fielding Average.....	.997, Paul O'Neill, 1992

* Major League Record; ^ NL record; @ Tied for NL record

REDS MISCELLANEOUS RECORDS - SINCE 1900
Most Games by Position (Career)

Pos.	Player	Years	Games	Pos.	Player	Years	Games
1B	Joey Votto	2007-19	1,674	CF	Vada Pinson	1958-68	1,497
	Ted Kluszewski	1947-57	1,255	LF	Adam Dunn	2001-08	940
2B	Brandon Phillips	2006-16	1,586	RF	Jay Bruce	2008-15	1,167
	Ron Oester	1978-90	1,171	C	Johnny Bench	1967-83	1,742
	Joe Morgan	1972-79	1,116	SP	Eppa Rixey	1921-33	356
SS	Dave Concepcion	1970-88	2,178	RP	Pedro Borbon	1970-79	527
	Barry Larkin	1986-2004	2,081				
3B	Heinie Groh	1913-21	883				

Single-Season Records

Most Games Played	163 (8x), Last: 2005
Most Games Won	108, 1975
Most Games Won, Home	64, 1975
Most Games Won, Road	53 (2x), 1972, 1976
Most Consecutive Games Won	12 (2x), 1939, 1957
Most Games Won, One Month	24 (2x), August 1918; July 1973
Highest Winning Pct.	.686, 96-44, 1919
Highest Winning Pct., Home	.790, 64-17, 1975
Highest Winning Pct., Road	.679, 53-25, 1972
Most Wins vs NL East Division	48, 1972, 1975
Most Wins vs NL Central Division	50, 2002
Most Wins vs NL West Division	60, 1975
Most Wins vs One Opponent (since 1969)	16, 1980 vs Atlanta (16-2)
Highest Winning Pct. vs One Opponent (since 1969, minimum two series)	.923, 1995 vs Houston (12-1)
Most Games Lost	101, 1982
Most Games Lost, Home	54, 2001
Most Games Lost, Road	57, 1931
Most Consecutive Games Lost	19, 9/5-9/23, 1914
Most Games Lost, One Month	26, September 1914
Lowest Winning Pct.	.344, 1934 (52-99)
Lowest Winning Pct., Home	.333, 2001 (27-54)
Lowest Winning Pct., Road	.260, 1931 (20-57)
Most Losses vs One Opponent	21, 1945 vs Chicago (1-21)
Most 1-Run Games	69, 1946
Most 1-Run Games Won	41, 1940
Most 1-Run Games Lost	41, 1916 & 1946
Fewest Times Shut Out, Season	0, 2000 (163g)
Most Times Shut Out, Season	24, 1908
Highest Attendance, Home, Season (All-Time)	2,629,708, 1976, Riverfront Stadium
Highest Attendance, Home, Season at Great American Ball Park	2,492,059; 2013
Highest Attendance, Road, Season	3,016,074; 2000

Single-Game Records

Largest Margin Of Victory	23, 6/4/1911 vs Boston (26-3)
Largest Margin of Defeat	21, 7/6/2009 at Phi (22-1 loss)
Largest Margin of Defeat at Home	19, 9/23/1901 vs Brooklyn (25-6 loss)
Longest Game, Time, 9 innings	4:10, 9/6/2019 vs Ari (7-5 loss)
Longest Game, Time, Extra Innings	6:11, 5/25/11 at Phi (19 innings)
Longest Game, Innings	21, 9/1/1967 vs San Francisco
Highest Attendance, Regular Season Game	55,596, 4/3/2000 vs Milwaukee
Highest Attendance, Postseason Game	56,393; 10/16/1975, World Series Game 5 vs Boston

THE LAST TIME IT HAPPENED...

Club

Tie.....	6/30/2005 vs Hou, 2-2 tie (7 innings)
Suspended game (road, home).....	6/27-6/28, 2015 at NYM (2-1 loss, 13 innings) & 9/11-9/12, 2015 vs StL (4-2 win, 9 innings)
Rain-shortened completed game in Cincinnati.....	9/8/2018 vs SD (7-2 win, 7 innings)
Rain-shortened completed game on the road.....	8/1/2019 at Atl (4-1 loss, 6 innings)
1-0 win at home.....	7/4/2019 vs Mil (Yasiel Puig RBI-single)
1-0 win on the road.....	5/1/2019 at NYM (José Iglesias HR)
1-0 loss at home.....	4/3/2019 vs Mil (Manny Piña RBI-single)
1-0 loss on the road, 9 innings.....	9/14/2019 at Ari (Jarrod Dyson RBI-sac fly)
1-0 loss on the road, extra innings.....	9/21/2018 at Mia (Isaac Galloway walkoff double, 10th inning)
2 straight walkoff wins.....	4/8 & 4/9, 2015 vs Pit (5-4 in 11 innings, 3-2)
2 straight walkoff wins, both in extra innings.....	9/10 & 9/11, 2010 vs Pit (4-3 in 12 innings, 5-4 in 10 innings)
2 straight walkoff losses.....	8/31g2 & 9/1g1, 2019 at StL (3-2, 4-3)
3 straight walkoff losses.....	7/8-7/10, 2010 at Phi (4-3 in 12 innings, 9-7 in 10, 1-0 in 11)
3 straight extra-inning losses.....	7/8-7/10, 2010 at Phi (4-3 in 12 innings, 9-7 in 10, 1-0 in 11)
Walkoff win on Opening Day.....	3/31/2011 vs Mil, 7-6 win (Ramon Hernandez 3-run walkoff HR off John Axford)
Walkoff home run on Opening Day.....	3/31/2011 vs Mil, 7-6 win (Ramon Hernandez 3-run walkoff HR off John Axford)
Gave up a 9-run lead in a win.....	8/25/2010 at SF (led 10-1, won 12-11)
Gave up a 9-run lead in a loss.....	4/28/2004 at Mil (led 9-0, lost 10-9)
Doubleheader sweep at home.....	7/8/2014 vs Cubs, 4-2 and 6-5 wins
Doubleheader sweep on the road.....	8/25/1997 at Col, 7-6 and 6-4 wins (day/night DH)
Doubleheader sweep by an opponent, at home.....	9/17/2016 vs Pit, 10-4 and 7-3 losses
Doubleheader sweep by an opponent, on the road.....	8/31/2019 at StL, 10-6 and 3-2 losses (day/night DH)
Doubleheader shutouts.....	8/16/1961 at LA (Bob Purkey, 6-0 & Jim O'Toole, 8-0)
Traditional doubleheader.....	5/9/2015 at WSox, 10-4 win and 8-2 loss
Day/Night doubleheader.....	9/1/2019 at StL, 4-3 loss and 5-3 win
Scheduled doubleheader.....	9/17/87 at LAD (Dodger Stadium)
4-game sweep at home.....	6/21-6/24, 2018 vs Cubs (6-2, 6-3, 11-2, 8-6)
4-game sweep on the road.....	5/10-5/13, 2018 at LAD (4-1, 6-2, 5-3, 5-3)
4-game sweep by an opponent, at home.....	7/14-7/17, 2017 vs Wsh (5-0, 10-7, 4-1, 6-1)
4-game sweep by an opponent, on the road.....	4/4-4/7, 2019 at Pit (2-0, 2-0, 6-5 in 10, 7-5)
Shutout win in extra innings at home.....	6/10/2007 vs Cle, 1-0 win in 12 innings
Shutout win in extra innings on the road.....	8/30/1989 at StL, 2-0 win in 13 innings
Shutout loss in extra innings, at home.....	5/30/2010 vs Hou, 2-0 loss in 10 innings (6/29/1991 vs Mil, 1-0 loss in 11 innings)
Shutout loss in extra innings, on the road.....	9/21/2018 at Mia, 1-0 loss in 10 innings
Shutouts in first 2 games of the year.....	4/9 & 4/11, 1980 (Frank Pastore, CG, 9-0 win vs Atl & Mike LaCoss, CG, 6-0 win vs Atl)
2 straight shutout wins at home.....	7/3 & 7/4, 2019 vs Mil (3-0, 1-0)
2 straight shutout wins on the road.....	5/9 at Oak (3-0) & 5/10 at SF (7-0), 2019
3 straight shutout wins.....	6/21-6/23, 1963 vs Hou (3-0, 3-0, 4-0)
2 or 3 straight shutout losses.....	4/3-4/5, 2019 (0-1 vs Mil, 0-2 at Pit, 0-2 at Pit)
28-hit game (club record).....	5/13/1902 vs Phi & 5/19/1999 at Col
25- or 26-hit game.....	26 hits, 8/3/1989 vs Hou
23- or 24-hit game.....	24 hits, 7/13/2019 at Col
21- or 22-hit game.....	22 hits, 9/26/2016 at StL
20-hit game.....	20 hits, 4/27/2018 at Min
All 9 starting players with a hit, including the pitcher.....	8/10/2019 vs Cubs (10-1 win)
All 8 starting position players with a hit.....	8/14/2019 at Wsh (17-7 loss)
8 or 9 doubles in a game.....	9 (2x, club record), 5/19/1999 at Col & 4/16/2016 at StL
3, 4 or 5 triples in a game.....	5, 7/13/19 at Col (Nick Senzel 2, Phillip Ervin, José Peraza, Eugenio Suárez, tied club record, 8th time)
2 triples in an inning.....	José Peraza & Nick Senzel, 7/13/19 at Col (3rd inning)
Back-to-back triples.....	Barry Larkin & Dmitri Young, 6/29/2000 vs StL (3rd inning)

7 homers in a game, opponent (club record, 6 times).....	Last: 7/26/2018 vs Phi
6 or 7 homers in a game, opponent.....	7/26/2018 vs Phi (7 HR, club record)
3 homers, all in extra innings.....	6/21/2010 at Oak (Ramon Hernandez, Joey Votto, Scott Rolen)
2 grand slams in a game.....	4/21/2015 at Mil (Jay Bruce, Todd Frazier), tying club record (4th time)
3 homers in an inning.....	5/5/2019 vs SF, Eugenio Suárez, Jesse Winker & Derek Dietrich, all off Jeff Samardzija (1st inning)
4 homers in an inning.....	7/4/2010 at Cubs, Brandon Phillips, Jonny Gomes, Corky Miller, Drew Stubbs (7th inning)
3 or 4 HR in an inning, opponent....	3, 8/14/2019 at Wsh, Adam Eaton, Anthony Rendon, Kurt Suzuki, 2 off Bauer, 1 off Romano (5th inning)
3 consecutive homers.....	Eugenio Suárez, Jesse Winker & Derek Dietrich, 5/5/2019 vs SF, all off Jeff Samardzija (1st inning)
3 consecutive homers, opponent.....	Alex Avila, Ian Happ & Javier Baez, 8/17/2017 at Cubs, all off Scott Feldman (4th inning)
20 HR, 3-game series, both teams (club record).....	9/3-9/5, 1999 at Phi (Cin 15, Phi 5)
2 pinch-hit homers in 1 game.....	6/24/18 vs Cubs, pitcher Michael Lorenzen (5th inning) & Alex Blandino (7th inning)
10-run or more inning.....	10, 7/29/2019 vs Pit (2nd inning)
10-run or more inning, opponent.....	10, 8/14/2019 at Wsh (5th inning)
10 runs scored, 3 consecutive games.....	5/13-5/15, 1998 vs Fla (10-4, 11-8) & vs Cubs (11-3)
10 runs allowed, 3 consecutive games.....	8/23-8/25, 2010 at SF (2-11, 5-16, 11-12 in 12 innings)
Triple play.....	30 times, most recently on 7/25/2017 at NYY (Frazier 6-6-3-3-5-6; Peraza, Votto, Suárez, Peraza)
Triple play by opponent.....	9/23/2016 at Mil (Joey Votto line out, 3-6-3)
Turn 6 GDP in a game.....	6/20/1925 vs NYG & 5/1/1955 at NYG (16 innings)
Turn 5 GDP in a game.....	8/27/2015 vs LAD
10 stolen bases in a game.....	5/29/1913 at StL (club record)
9 stolen bases in a game.....	5/30/1976 vs LA
7 stolen bases in a game.....	5/18/1997 vs SD
6 stolen bases in a game.....	6/29/2015 vs Min
4 or 5 stolen bases in an inning.....	5, 4/19/2016 vs Col, Jay Bruce 2, Tyler Holt, Billy Hamilton, Joey Votto (2nd inning)
Combined 1-hitter, Reds pitchers.....	9/14/2019 at Ari (Anthony DeSclafani 8.0, Joel Kuhnel 1.0, Nick Ahmed double, 1-0 loss)
Combined 1-hitter, opponent.....	4/25/2013 at Wsh (Gio Gonzalez 8.0, Rafael Soriano 1.0, Joey Votto HR, 8-1 loss)
Loss When Allowing 1 Hit.....	9/14/2019 at Ari (Anthony DeSclafani 8.0, Joel Kuhnel 1.0, Nick Ahmed double, 1-0 loss)
4 straight CG.....	6/3/1981 at SF (Frank Pastore, 6-2 win), 6/5/1981 vs Mtl (Mario Soto, 6-3 win), 6/6/1981 vs Mtl (Tom Seaver, 9-3 win), 6/7/1981 vs Mtl (Bruce Berenyi, 2-0 win)
3 straight CG.....	7/29/1984 at LA (Mario Soto, 1-0 loss), 7/31/1984 vs SF (Jay Tibbs, 3-0 win), 8/1/1984 vs SF (Joe Price, 6-3 win)
2 straight CG.....	7/1/2013 vs SF (Bronson Arroyo, 8-1 win, 6 inn) & 7/2/2013 vs SF (Homer Bailey, 3-0, no-hitter)
2 straight CG shutouts.....	5/11/2010 at Pit (Johnny Cueto, 9-0 win, 1-hitter) & 5/12/2010 at Pit (Homer Bailey, 5-0 win, 4-hitter)
3 straight CG shutouts (only twice in team history).....	6/18-6/20, 1908 at Phi (Bob Ewing, Billy Campbell, Andy Coakley 6/21-6/23, 1963 vs Hou (Jim Maloney, John Tsitouris, Bob Purkey)
2 straight CG, opponent.....	9/7/2003 at StL (Matt Morris, 9-0 loss) & 9/8/03 vs Pit (Josh Fogg, 9-1 loss)
3 blown saves in a game.....	5/25/2008 at SD (David Weathers, Francisco Cordero, Bill Bray)
6 errors in a game.....	9/23/2006 vs Cubs (Ray Olmedo 2, Dewayne Wise, Edwin Encarnacion, Javier Valentin, Brandon Phillips)
5 errors in a game.....	8/24/2008 at Col (Jay Bruce 2, Brandon Phillips, Joey Votto, Edwin Encarnacion)
4 run-scoring walks in a game, Reds pitchers.....	7/17/2016 at Cle (Steve Delabar 4, all in the 5th inning)
Most walks issued in a 4-game series.....	30 walks, 5/18-5/20, 2018 vs Cubs (club record)

Individual

Hit for the cycle.....	Eric Davis, 6/2/1989 vs SD
Hit for the cycle, opponent.....	Christian Yelich, twice in 2018, 8/29 at GABP & 9/17 at Miller Park
Inside-the-park home run.....	Jay Bruce, 6/15/2012 at NYM (Dillon Gee) (Ramon Santiago, 7/6/2014 vs Mil, after review was overturned as a putout by the RF because of fan interference)
Inside-the-park home run, opponent.....	Tommy La Stella, 6/25/2019 at LAA (Tyler Mahle)
Switch-hit homers in a game.....	Javier Valentin, 7/17/2005 vs Col (Jamey Wright & Brian Fuentes)
Switch-hit homers in a game, opponent.....	Ben Zobrist, 4/13/2014 vs TB (off Tony Cingrani & Nick Christiani)
Pinch-hit grand slam homer.....	Pitcher Michael Lorenzen, 6/30/2018 vs Mil off Jacob Barnes
Pinch-hit grand slam homer, opponent.....	Colin Moran, 8/24/19 at Pit off Lucas Sims
Pinch-hit appearance by a pitcher.....	Michael Lorenzen, 9/25/2019 vs Mil
Pinch hit by a pitcher.....	Michael Lorenzen, 9/8/2019 vs Ari, walk-off RBI-double off T.J. McFarland

Pinch-hit appearance by a pitcher, opponent	Mike Minor, 6/16/19 vs Tex (6-3 off Sonny Gray)
Pinch hit by a pitcher, opponent	Adam Wainwright, 4/8/2017 at StL, single off Drew Storen
Pinch-hit walk by a pitcher	Michael Lorenzen, 4/9/2019 vs Mia off Wei-Yin Chen
Pinch-hit walk by a pitcher, opponent	Jacob deGrom, 9/9/2017 at NYM off Homer Bailey
Home run in 1-0 win	José Iglesias, 5/1/2019 at NYM off Edwin Díaz
Home run in 1-0 loss	RHP Noah Syndergaard, 5/2/2019 at NYM off Tyler Mahle
Homer in 1st ML Game.....	Guillermo Garcia, 7/19/1998 vs SD off Sterling Hitchcock
Homer in 1st ML plate appearance	Pinch hitter Ted Tappe, 9/14/1950 at Brooklyn
Homer in 1st Reds plate appearance	Derek Dietrich, 3/28/2019 vs Pit off Richard Rodríguez
Homer as 1st ML hit	Phillip Ervin, 8/16/2017 at Cubs off Hector Rondon
Pinch-hit homer as 1st ML hit	Juan Francisco, 9/18/2009 vs Fla off Leo Nunez
2 homers in an inning	Aaron Boone, 8/9/2002 vs SD off Brett Tomko (1st inning)
3 homers in a game, opponent.....	Adrian Gonzalez, 8/22/2016 vs LAD off Jumbo Diaz & Blake Wood 2
4 homers in a game, opponent.....	Mark Whiten, 9/7/1993/g2 vs StL (4hr, 12rbi)
16 total bases, opponent.....	Kris Bryant, 6/27/2016 vs Cubs (2 2B, 3 HR)
Home run by a pitcher, Starter	Tanner Roark, 6/1/2019 vs Wsh off Erick Fedde
Home run by a pitcher, Reliever	Michael Lorenzen, 9/4/2019 vs Phi off Blake Parker
Home run by a pitcher, opponent.....	Noah Syndergaard, 5/2/2019 at NYM off Tyler Mahle
Pinch-hit home run by a pitcher	Michael Lorenzen, twice in 2018, 6/30 vs Mil off Jacob Barnes (grand slam) & 6/24 vs Cubs off Mike Montgomery
Pinch-hit home run by a pitcher, opponent.....	Travis Wood, 7/4/2016 at Chi off Blake Wood
4 homers in a season, pitcher as primary position	Michael Lorenzen, 2018 (2 as a pitcher, 2 as a pinch hitter)
3 homers in a season, pitcher	Micah Owings, 2009
Grand slam by a Reds pitcher	Twice in 2018, Michael Lorenzen, 6/30/2018 vs Mil off Jacob Barnes (pinch-hit) & Anthony DeSclafani, 6/23/2018 vs Cubs off Brian Duensing
Grand slam by an opposing pitcher.....	Chris Carpenter, 10/1/2009 vs StL off Kip Wells
Leadoff home run	8 times in 2019, Last: Josh VanMeter, 8/31/g2 at StL off Michael Wacha
Leadoff home run, 1st pitch.....	3 times in 2019, Jesse Winker twice, 7/31 vs Pit off Darío Agrazal & 8/12 at Wsh off Erick Fedde; & Josh VanMeter, 8/31/g2 at StL off Michael Wacha
Leadoff home run, opponent	2 times in 2019, Ozzie Albies, 4/24 vs Atl off Tanner Roark
Leadoff home runs by Reds & opponent, same game ...	5/30/2016 at Col, Cin's Zack Cozart (Chad Bettis) & Charlie Blackmon (Dan Straily)
Consecutive homers to lead off 1st	Nick Senzel & Joey Votto, 6/12/2019 at Cle off Zach Plesac
Consecutive homers to lead off 1st, opponent	Jimmy Rollins & Wil Nieves, 5/18/2014 at Phi off Tony Cingrani
3 consecutive homers to lead off 1st, opponent	Rickie Weeks, J.J. Hardy & Ryan Braun, 9/9/2007 vs Mil off Phil Dumatrait
2 consecutive homers to lead off season, opponent	Rickie Weeks & Carlos Gomez, 3/31/2011 vs Mil off Edinson Volquez
Game-ending homer.....	1 time in 2019: Phillip Ervin, 9/5/2019 vs Phi off Nick Vincent (11th inning)
Game-ending homer, opponent.....	5 times in 2019, Last: Kevin Newman, 9/27/2019 at Pit off Raisel Iglesias (9th inning)
Game-ending homer on Opening Day.....	Ramon Hernandez, 2011 vs Mil off John Axford
Game-ending pinch-hit homer	Laynce Nix, 5/3/2010 vs NYM off Manny Acosta
Game-ending pinch-hit homer, opponent	Ike Davis, 4/5/2014 at NYM off J.J. Hoover (grand slam)
Game-ending grand slam	Todd Frazier, 6/17/2015 vs Det off Joakim Soria
Game-ending grand slam, opponent	Pinch hitter Ike Davis, 4/5/2014 at NYM off J.J. Hoover
Game-ending pinch-hit grand slam	Don Pavletich, 6/11/1967 vs Hou off Dan Schneider
Game-ending pinch-hit grand slam, opponent	Ike Davis, 4/5/2014 at NYM off J.J. Hoover
Game-ending hit, Reds pitcher	Randy Keisler, 5/24/2005 vs Wsh, singled off Luis Ayala, 4-3 win in 14 innings
Game-ending hit by a Reds pitcher as a pinch hitter.....	Michael Lorenzen, 9/8/2019 vs Ari, walk-off RBI-double off T.J. McFarland
Homer in 3 or 4 straight games	Eugenio Suárez (4 games), 8/25-8/28, 2019 (4hr)
Homer in 5 straight games	Eugenio Suárez (tied club record), 7/23-7/27, 2018 (5hr)
2 homers in each of 2 consecutive games	Todd Frazier, 6/16 & 6/17, 2015 vs Det
5 homers in 2 games	Barry Larkin, 6/27/1991 vs SD (2hr) & 6/28/1991 vs Hou (3hr)
Homer in 4 straight plate appearances.....	4 (club record), Scooter Gennett, 6/6/2017 vs StL
3 hits in ML debut.....	Jay Bruce, 5/27/2008 vs Pit
Hit in 1st ML plate appearance, pitcher	R.J. Alaniz, 9/28/2019 at Pit (RBI-single off Alex McCrae)
Hit in 1st ML plate appearance, player.....	Devin Mesoraco, 9/3/2011 at StL (doubled on first pitch from Mitchell Boggs)
Hits in 10 consecutive at bats.....	Woody Williams, 9/5-9/6, 1943 & Bip Roberts, 9/19-9/23, 1992 (club record)
Hits in 8 or 9 consecutive at bats.....	9 at bats, Dmitri Young, 6/27-6/29, 2001
Hits in 7 consecutive at bats.....	Scooter Gennett, 5/26-5/27, 2018 (7 consecutive plate apps)

Reach base safely in 6 consecutive plate apps, pinch hitter	Fred Lewis, 6/13-7/2, 2011
Reach base safely in 5 consecutive plate apps, pinch hitter	Jesse Winker, 4/16-5/4, 2018 (BB, RBI-1B, 2B, 1B, 1B)
Hits in 4 consecutive plate apps, pinch hitter	Phillip Ervin, 7/15-7/27, 2019 (1B, HR, 3B, 1B)
Hits in 5 consecutive plate apps, pinch hitter	Rick Auerbach, 8/14-9/13, 1978
2 hits in an inning, player.....	5 times in 2018, Last: Eugenio Suárez, 9/8 vs SD (2nd inning)
2 hits in an inning, pitcher.....	Mark Portugal, 6/29/1996 vs Cubs
2 hits in an inning, at least 3 batters.....	7 batters (Major League record), 8/3/89 vs Hou (1st inning, 14 runs)
2 hits in an inning, 2 batters.....	Joey Votto & Scooter Gennett, 4/27/2018 at Min (5th inning)
5 or 6 hits in a game	Phillip Ervin, 7/13/2019 at Col (1B, 3B, 2B, 1B, 1B, 1B)
6 hits in a game, opponent	Christian Yelich, 8/29/2018 vs Mil
5 hits in a game, Rookie	Steve Selsky, 9/26/2016 at StL
Multi-hit game by a pitcher	5 times in 2019, Last: Luis Castillo (2 hits), 8/27 at Mia
3 hits in a game by a pitcher.....	Mike Leake, 7/24/2013 at SF
4 hits in a game by a pitcher.....	Bobby Livingston, 7/16/2007 at Atl
5 hits in a game by a pitcher.....	Pete Donohue, 5/22/1925 at Phi
4 doubles in a game (ties club record)	Billy Hatcher, 8/21/1990 vs Cubs
3 doubles in a game	Twice in 2018, José Peraza, 8/15 vs Cle & Eugenio Suárez, 7/13 at StL
2 doubles in an inning.....	Jay Bruce, 5/11/2013 vs Mil (3rd Inning)
1 double & 1 homer in an inning.....	Eugenio Suárez, 8/24/2015 vs Det (6th inning)
1 triple & 1 homer in an inning.....	Brandon Phillips, 8/24/2015 vs Det (6th inning)
2 triples in a game	Nick Senzel, 7/13/2019 at Col
2 triples in a game, opponent	Hernán Pérez, 4/25/2017 at Mil
Pinch-hit triple	Twice in 2019, both by Phillip Ervin, 4/13 vs StL in Mexico & 7/23 at Mil
Triple by a pitcher	Sonny Gray, 6/16/2019 vs Tex (off Ariel Jurado)
5 runs in a game.....	Sean Casey & Jeffrey Hammonds, 5/19/1999 at Col
4 runs in a game.....	Twice in 2019, Nick Senzel, 5/26 at Cubs & Derek Dietrich, 6/21 at Mil
2 runs in an inning	Josh VanMeter, 7/29/2019 vs Pit (2nd inning)
7, 8, 9 or 10 RBI in a game.....	10 (club record), Walker Cooper, 7/6/1949 vs Cubs & Scooter Gennett, 6/6/2017 vs StL
5 or 6 RBI in a game.....	6, Ryan Lavarnway, 7/19/2019 vs StL
5 RBI in a game, pitcher.....	Paul Derringer, 8/20/1937 vs Cubs
5 RBI in a game, pitchers	8/19/2016 vs LAD, Tim Adleman 2 & Michael Lorenzen 3
4 RBI in a game, pitcher.....	Twice in 2018, Starter Anthony DeSclafani, 6/23/2018 vs Cubs (grand slam off Brian Duensing) & pinch hitter Michael Lorenzen, 6/30/2018 vs Mil (grand slam off Jacob Barnes)
3 RBI in a game, pitcher.....	Reliever Michael Lorenzen, 8/29/2018 vs Mil (3-run HR off Taylor Williams)
Straight steal of home.....	Brandon Phillips, 7/10/2009 at NYM (Fernando Nieve pitching)
Straight steal of home, opponent.....	Wil Myers, 7/31/2016 at SD (Homer Bailey pitching)
Steal of home on a double steal	Adam Dunn, 9/10/2004 vs Mil (Austin Kearns to second base)
Steal of home on a double steal, opponent.....	Starling Marte, 4/11/2017 at Pit (Gregory Polanco to second base, Rookie Davis pitching)
Stolen base, pitcher.....	Tony Cingrani, 9/5/2013 vs StL
Stolen base, pitcher as a pinch runner	Michael Lorenzen, 5/2/2019 at NYM
Stolen base, opposing pitcher	John Lackey, 8/16/2017 at Cubs (Homer Bailey pitching)
Caught stealing, pitcher.....	Steve Parris, 6/5/2000 vs WSox
5 walks in a game	5, Joey Votto, 8/27/2017 vs Pit (tied club record)
4 walks in a game.....	Twice in 2018, Joey Votto twice, 6/10 vs StL & 4/21 at StL
4 strikeouts in an inning, Reds batters	9/17/2011 vs Mil vs Yovani Gallardo (Mesoraco, Volquez, Phillips, Renteria)
1-hitter, solo (pitched fewer than 9ip)	Ewell Blackwell, 9/12/1950 at BRK (3-1 loss, pitched 8 innings)
1-hitter, solo, in a win (pitched fewer than 9ip)	Ralph Works, 9/28/1912 at Cubs (12-1 win, pitched 7 innings)
1-hitter, solo (9ip).....	RHP Johnny Cueto, 5/11/2010 at Pit (5-0 win) & LHP John Smiley, 9/22/1996/g2 vs StL (6-0 win)
1-hitter, solo, opponent (9ip).....	RH Jameson Taillon, 4/8/2018 at Pit (Mahle 1B) & LH Madison Bumgarner, 6/28/2012 at SF (Hanigan 1B)
1-hitter, opponent, Reds pitcher with the only hit	Tyler Mahle single off Jameson Taillon CG, 4/8/2018 at Pit
2-hitter, solo.....	RHP Bronson Arroyo, 7/1/2013 vs SF (8-1 win, 6 innings)
2-hitter, solo, 9 innings	RHP Johnny Cueto, 7/7/2015 at Wsh (5-0 win)
Last Reds pitcher to lose a no-hitter after the 6th inning.....	RHP Luis Castillo, 7/4/2019 vs Mil, Keston Hiura singled with 1 out in 7th

1st win & 1st hit, Major League debutRHP Larry Luebbers, 7/3/1993 vs Pit (single, 5-3 win)
1st win & 1st hit, same game.....RHP R.J. Alaniz, 9/28/2019 at Pit (single, 4-2 win in 12 innings)
Win in Major League debut, starter RHP Robert Stephenson, 4/7/2016 vs Phi (10-6) & LHP Amir Garrett, 4/7/2017 at StL (2-0)
Win in Major League debut, reliever.....RHP Carlos Fisher, 5/24/2009 vs Cle (4-3 win)
Win in 1st Major League start..... RHP Robert Stephenson, 4/7/2016 vs Phi (10-6) & LHP Amir Garrett, 4/7/2017 at StL (2-0)
Wins in first 2 Major League startsRHP Robert Stephenson, 4/7 & 4/19, 2016 & LHP Amir Garrett, 4/7 & 4/12, 2017
Win in first 3 Major League starts.....RHP Wayne Simpson, 4/9-4/19, 1970

6 consecutive strikeouts RHP David Hernandez, 4/20-4/25, 2019
6 strikeouts to begin a game (club record)Anthony DeSclafani, 6/23/2019 at Mil & Robert Stephenson, 8/25/17 vs Pit

Shutout in 1st Major League start.....LHP Charlie Leibbrandt, 4/13/1980 vs Atl (5-0 win)
Shutout by a rookie.....RHP Kevin Jarvis, 5/10/1995 at Fla (2-0 win, 2-hitter)
Complete game by a rookie..... RHP Rob Bell, 9/13/2000 vs Chi (13-3 win) & LHP Lance Davis, 7/16/2001 vs Det (9-1 win)
Complete game in 1st Major League start.....RHP Jeff Russell, 8/13/1983 vs SD (3-1 win)
Complete game, shortened by rainRHP Bronson Arroyo, 7/1/2013 vs SF (8-1 win, 6 innings)

5 homers allowed in a game, RHP Scott Feldman, 8/17/2017 at Cubs (tied club record)
5 homers allowed in a game, LHP Brandon Claussen, 7/18/2005 vs Cubs (tied club record)
4 homers allowed in a game, RHPMatt Harvey, 7/22/2018 vs Pit
4 homers allowed in a game, LHP..... Amir Garrett, 5/23/2017 vs Cle
4 homers allowed in an inning, RHP Scott Feldman, 8/17/2017 at Cubs (4th inning)
4 homers allowed in an inning, LHPBrandon Claussen, 4/22/2006 at Mil (4th inning)
3 homers allowed in an inning, RHPKeury Mella, 8/12/2018 vs Ari (9th inning)
3 homers allowed in an inning, LHPBrandon Finnegan, 7/5/2016 at Cubs (3rd inning)

2 straight complete gamesRHP Johnny Cueto, 4/16/2014 vs Pit (4-0 win) & 4/22/2014 at Pit (4-1 win)
3 straight complete games RHP Jose Rijo, 9/17-9/26, 1990
5 straight complete games LHP Tom Browning, 8/3-8/22, 1989
6 straight complete games RHP Tom Seaver, 8/6-8/31, 1977
2 straight complete-game shutoutsRHP Tom Seaver, 9/20/1977 at SD (4-0 win) & 9/25/1977 at Atl (4-0 win)
Complete game, both pitchers..... Cin's Brandon Finnegan & LA's Clayton Kershaw, 1-0 Reds loss on 5/23/2016 at LAD

Position player to pitch 3 times in 2019 by 2 players (Peraza twice, Farmer), Last: IF José Peraza, 8/16 vs StL (13-4 Reds loss)
Position player to pitch, opponentVictor Caratini, 5/26/2019 at Cubs (10-2 Reds win)
Position player to catch Harry Spilman, 1g (2ip) in 1980
Pitcher to play another position Michael Lorenzen, played CF, 9/28/2019 at Pit (8th inning-GF, 4-2 win)
Pitcher to play another position, opponent Travis Wood, Pedro Strop & Spencer Patton, all in LF, all on 6/28/2016 vs Cubs (15 innings)
Pitcher to appear in both games of a doubleheader RHP Matt Bowman, 5/27/2019 vs Pit (0.1ip, 1.0ip)

3 errors in a game3B Jack Hannahan 8/10/2013 vs SD
3 errors in a game, pitcher..... Ramon Ortiz, 8/7/2005 vs Fla
4 errors in a gamePokey Reese, Opening Day 1998 vs SD
3 errors in an inning.....Pokey Reese, Opening Day 1998 vs SD (3rd inning)
3 passed balls in a game.....Jason LaRue, 8/14/2002 vs Ari

2 balks in a game RHP Johnny Cueto, 4/22/2015 at Mil & LHP Chris Hammond, 8/18/1990 vs Pit

3 batters hit by a pitch, inning..... Drew Storen, 5/8/2017 vs NYY (7th inning)

Walkoff win, walk 5/19/2018/g1 vs Cubs, Billy Hamilton walked off Justin Wilson to score Scott Schebler (5-4 win, 11 innings)
Walkoff win, walk, opponent.....7/8/2018 at Cubs, David Bote walked off Jackson Stephens to score Willson Contreras (6-5 win, 10 innings)
Walkoff win, wild pitch/passed ball 7/17/2016 vs Mil, Billy Hamilton scored on a Jonathan Lucroy passed ball
Walkoff win, wild pitch/passed ball, opponent8/12/2017 at Mil, wild pitch by Tim Adleman scored Erik Sogard (6-5 loss, 10 innings)
8/16/2017 at Cubs, wild pitch by Blake Wood scored Javier Baez (7-6 loss)

2020 NOTES





POSTSEASON

From 2010–2013, the Reds appeared in the Postseason in 3 of 4 seasons, including NL Central Division championships in 2010 and 2012 and a berth in the 2013 Wild Card Game. In club history, that Postseason stretch is matched only by the teams that made 6 playoff appearances during the Big Red Machine era (1970, '72, '73, '75, '76, '79).



REDS POSTSEASON HISTORY

15 POSTSEASON APPEARANCES

1919 * 1939 * 1940 * 1961 * 1970 * 1972 * 1973
1975 * 1976 * 1979 * 1990 * 1995 * 2010 * 2012 * 2013

5 WORLD SERIES TITLES

1919 * 1940 * 1975 * 1976 * 1990

9 NATIONAL LEAGUE PENNANTS

1919 * 1939 * 1940 * 1961 * 1970 * 1972 * 1975 * 1976 * 1990

10 DIVISION TITLES

1970 * 1972 * 1973 * 1975 * 1976 * 1979 * 1990 * 1995 * 2010 * 2012

In 1994, the Reds moved from the National League West to the NL Central.

Reds Postseason Record by Opponent

Franchise	NLWC	NLDS	NLCS	WS	Total
Arizona	--	--	--	--	--
Atlanta	--	--	0-4 (0-1)	--	0-4 (0-1)
Baltimore	--	--	--	1-4 (0-1)	1-4 (0-1)
Boston	--	--	--	4-3 (1-0)	4-3 (1-0)
Chicago (AL)	--	--	--	5-3 (1-0)	5-3 (1-0)
Chicago (NL)	--	--	--	--	--
Cleveland	--	--	--	--	--
Colorado	--	--	--	--	--
Detroit	--	--	--	4-3 (1-0)	4-3 (1-0)
Houston	--	--	--	--	--
Kansas City	--	--	--	--	--
Los Angeles (AL)	--	--	--	--	--
Los Angeles (NL)	--	3-0 (1-0)	--	--	3-0 (1-0)
Miami	--	--	--	--	--
Milwaukee	--	--	--	--	--
Minnesota	--	--	--	--	--
New York (NL)	--	--	2-3 (0-1)	--	2-3 (0-1)
New York (AL)	--	--	--	5-8 (1-2)	5-8 (1-2)
Oakland	--	--	--	7-4 (1-1)	7-4 (1-1)
Philadelphia	--	0-3 (0-1)	3-0 (1-0)	--	3-3 (1-1)
Pittsburgh	0-1 (0-1)	--	13-7 (4-1)	--	13-8 (4-2)
St. Louis	--	--	--	--	--
San Diego	--	--	--	--	--
San Francisco	--	2-3 (0-1)	--	--	2-3 (0-1)
Seattle	--	--	--	--	--
Tampa Bay	--	--	--	--	--
Texas	--	--	--	--	--
Toronto	--	--	--	--	--
Washington	--	--	--	--	--
Totals	0-1 (0-1)	5-6 (1-2)	18-14 (5-3)	26-25 (5-4)	49-46 (11-10)
Home Record	0-0	1-4	9-7	13-13	23-24
Road Record	0-1	4-2	9-7	13-12	26-22

(Series records in parentheses)

REDS POSTSEASON RESULTS

Year	Series	Opp	Result
1919	WS	Chi	W, 5-3
1939	WS	NYN	L, 4-0
1940	WS	Det	W, 4-3
1961	WS	NYN	L, 4-1
1970	NLCS	Pit	W, 3-0
	WS	Bal	L, 4-1
1972	NLCS	Pit	W, 3-2
	WS	Oak	L, 4-3
1973	NLCS	NYM	L, 3-2
1975	NLCS	Pit	W, 3-0
	WS	Bos	W, 4-3
1976	NLCS	Phi	W, 3-0
	WS	NYN	W, 4-0
1979	NLCS	Pit	L, 3-0
1990	NLCS	Pit	W, 4-2
	WS	Oak	W, 4-0
1995	NLDS	LAD	W, 3-0
	NLCS	Atl	L, 4-0
2010	NLDS	Phi	L, 3-0
2012	NLDS	SF	L, 3-2
2013	NLWC	Pit	L, 1-0

REDS POSTSEASON MVPs

Year	Series	Player
1975	WS	Pete Rose
1976	WS	Johnny Bench
1990	NLCS	Rob Dibble
1990	NLCS	Randy Myers
1990	WS	Jose Rijo

CLUBS WITH MULTIPLE WORLD SERIES TITLES

Team	Total
New York Yankees	27
St. Louis Cardinals	11
Boston Red Sox	9
Cincinnati Reds	5
New York Giants	5
Philadelphia Athletics	5
Pittsburgh Pirates	5
Los Angeles Dodgers	5
Detroit Tigers	4
Oakland Athletics	4
Baltimore Orioles	3
Chicago Cubs	3
Chicago White Sox	3
San Francisco Giants	3
Cleveland Indians	2
Florida Marlins	2
Kansas City Royals	2
Minnesota Twins	2
New York Mets	2
Philadelphia Phillies	2
Toronto Blue Jays	2

REDS ALL-TIME POSTSEASON ROSTER

Anthony, Eric..... 1995	Eastwick, Rawly..... 1975, '76	Luque, Dolf..... 1919	Shoffner, Milt..... 1940
Armbrister, Ed..... 1973, '75, '76	Edwards, Johnny..... 1961	Lynch, Jerry..... 1961	Simmons, Al..... 1939
Armstrong, Jack..... 1990	Eller, Hod..... 1919	Magee, Sherry..... 1919	Simon, Alfredo..... 2012, '13
Arnovich, Morrie..... 1940	Fisher, Ray..... 1919	Mahler, Rick..... 1990	Smiley, John..... 1995
Arredondo, Jose..... 2012	Flynn, Doug..... 1976	Maloney, Jim..... 1961	Smith, Jimmy..... 1919
Arroyo, Bronson..... 2010, '12	Foster, George..... 1972, '73,	Marshall, Sean..... 2012, '13	Soto, Mario..... 1979
Auerbach, Rick..... 1979	75, '76, '79	Masset, Nick..... 2010	Spilman, Harry..... 1979
Bailey, Homer..... 2010, '12	Francisco, Juan..... 2010	May, Lee..... 1970	Stahl, Larry..... 1973
Bair, Doug..... 1979	Frazier, Todd..... 2012, '13	McCormick, Frank..... 1939, '40	Stewart, Jimmy..... 1970
Baker, Bill..... 1940	Freeze, Gene..... 1961	McCormick, Mike..... 1940	Stubbs, Drew..... 2010, '12
Bates, Billy..... 1990	Frey, Lonny..... 1939, '40	McEnaney, Will..... 1975, '76	Taubensee, Eddie..... 1995
Beggs, Joe..... 1940	Gagliano, Phil..... 1973	McGlothlin, Jim..... 1970, '72	Thompson, Junior..... 1939, '40
Bell, Gus..... 1961	Gamble, Lee..... 1939	McRae, Hal..... 1970, '72, '73	Tolan, Bobby..... 1970, '72, '73
Bench, Johnny..... 1970, '72,	Gant, Ron..... 1995	Menke, Denis..... 1972, '73	Tomlin, Dave..... 1973, '79
73, '75, '76, '79	Gernert, Dick..... 1961	Merritt, Jim..... 1970	Turner, Jim..... 1940
Benzinger, Todd..... 1990	Geronimo, Cesar..... 1972, '73,	Mesoraco, Devin..... 2013	Uhlaiender, Ted..... 1972
Berger, Wally..... 1939	75, '76, '79	Moore, Whitey..... 1939, '40	Valdez, Wilson..... 2012
Billingham, Jack..... 1972, '73,	Gomes, Jonny..... 2010	Morgan, Joe..... 1972, '73,	Vander Meer, Johnny..... 1940
75, '76	Goodman, Ival..... 1939, '40	75, '76, '79	Volquez, Edinson..... 2010
Blasingame, Don..... 1961	Granger, Wayne..... 1970	Morris, Hal..... 1990, '95	Votto, Joey..... 2010, '12, '13
Bongiovanni, Nino..... 1939	Griffey, Ken Sr..... 1973, '75, '76	Myers, Billy..... 1939, '40	Walters, Bucky..... 1939, '40
Boone, Bret..... 1995	Grimsley, Ross..... 1972, '73	Myers, Randy..... 1990	Walton, Jerome..... 1995
Borbon, Pedro..... 1972, '73,	Grissom, Lee..... 1939	Navarro, Dioner..... 2012	Washburn, Ray..... 1970
75, '76	Groh, Heinie..... 1919	Neale, Greasy..... 1919	Wells, David..... 1995
Bordagaray, Frenchy..... 1939	Guise, Witt..... 1940	Nelson, Roger..... 1973	Werber, Billy..... 1939, '40
Braggs, Glenn..... 1990	Gullett, Don..... 1970, '72,	Nix, Laynce..... 2010	Wilcox, Milt..... 1970
Branson, Jeff..... 1995	73, '75, '76	Nolan, Gary..... 1970, '72,	Wilson, Jimmie..... 1940
Brantley, Jeff..... 1995	Hague, Joe..... 1972	75, '76	Wingo, Ivey..... 1919
Bravo, Angel..... 1970	Hall, Tom..... 1972, '73	Norman, Fred..... 1973, '75,	Winningham, Herm..... 1990
Bray, Bill..... 2010	Hamilton, Billy..... 2013	76, '79	Wood, Travis..... 2010
Brosnan, Jim..... 1961	Hanigan, Ryan..... 2010, '12, '13	Oester, Ron..... 1990	Woodward, Woody..... 1970
Browning, Tom..... 1990	Hannah, Jack..... 2013	Oliver, Joe..... 1990	Zachry, Pat..... 1976
Broxton, Jonathan..... 2012	Harris, Lenny..... 1995	Ondrusek, Logan..... 2010, '13	Zimmerman, Jerry..... 1961
Bruce, Jay..... 2010, '12, '13	Hatcher, Billy..... 1990	O'Neill, Paul..... 1990	
Burba, Dave..... 1995	Heisey, Chris..... 2010, '12, '13	O'Toole, Jim..... 1961	
Cabrera, Orlando..... 2010	Helms, Tommy..... 1970	Parra, Manny..... 2013	
Cairo, Miguel..... 2010, '12	Henry, Bill..... 1961	Pastore, Frank..... 1979	
Carbo, Bernie..... 1970	Hernandez, Ramon..... 2010	Paul, Xavier..... 2012, '13	
Cardenas, Leo..... 1961	Hernandez, Xavier..... 1995	Perez, Tony..... 1970, '72,	
Carrasco, Hector..... 1995	Hershberger, Willard..... 1939	73, '75, '76	
Carroll, Clay..... 1970, '72,	Hoover, J.J..... 2012, '13	Phillips, Brandon..... 2010, '12, '13	
73, '75	Howard, Thomas..... 1995	Pinson, Vada..... 1961	
Chacon, Elio..... 1961	Hume, Tom..... 1979	Portugal, Mark..... 1995	
Chaney, Darrel..... 1970, '72,	Hunt, Ken..... 1961	Post, Wally..... 1961	
73, '75	Hutchings, Johnny..... 1940	Purkey, Bob..... 1961	
Chapman, Aroldis..... 2010, '12, '13	Itzuris, Cesar..... 2013	Quinones, Luis..... 1990	
Charlton, Norm..... 1990	Jackson, Danny..... 1990	Rariden, Bill..... 1919	
Choo, Shin-Soo..... 2013	Jackson, Mike..... 1995	Rath, Morrie..... 1919	
Cline, Ty..... 1970	Janish, Paul..... 2010	Reed, Jeff..... 1990	
Cloninger, Tony..... 1970	Javier, Julian..... 1972	Rettenmund, Merv..... 1975	
Coleman, Gordy..... 1961	Jay, Joey..... 1961	Rhodes, Arthur..... 2010	
Collins, Dave..... 1979	Johnson, Darrell..... 1961	Riddle, Elmer..... 1940	
Concepcion, Dave..... 1970, '72,	Johnson, Ken..... 1961	Riggs, Lew..... 1940	
73, '75, '76, '79	Jones, Sherman..... 1961	Rijo, Jose..... 1990	
Corrales, Pat..... 1970	Joost, Eddie..... 1940	Ring, Jimmy..... 1919	
Cozart, Zack..... 2012, '13	Kasko, Eddie..... 1961	Ripple, Jimmy..... 1940	
Craft, Harry..... 1939, '40	King, Hal..... 1973	Robinson, Derrick..... 2013	
Crosby, Ed..... 1973	Knight, Ray..... 1979	Robinson, Frank..... 1961	
Crowley, Terry..... 1975	Kopf, Larry..... 1919	Rosen, Scott..... 2010, '12	
Cruz, Hector..... 1979	Kosco, Andy..... 1973	Role, Pete..... 1970, '72,	
Cueto, Johnny..... 2010, '12, '13	LaCoss, Mike..... 1979	73, '75, '76	
Darcy, Pat..... 1975	Larkin, Barry..... 1990, '95	Roush, Edd..... 1919	
Daubert, Jake..... 1919	Latos, Mat..... 2012	Ruether, Dutch..... 1919	
Davis, Eric..... 1990	Leake, Mike..... 2012, '13	Sabo, Chris..... 1990	
Derringer, Paul..... 1939, '40	LeCure, Sam..... 2012, '13	Sallee, Slim..... 1919	
Dibble, Rob..... 1990	Leibrandt, Charlie..... 1979	Sanders, Reggie..... 1995	
Driessen, Dan..... 1973, '75,	Lewis, Darren..... 1995	Santiago, Benito..... 1995	
76, '79	Lewis, Mark..... 1995	Sarmiento, Manny..... 1976	
Duke, Zach..... 2013	Lombardi, Ernie..... 1939, '40	Schourek, Pete..... 1995	
Duncan, Mariano..... 1990, '95	Ludwick, Ryan..... 2012, '13	Scudder, Scott..... 1990	
Duncan, Pat..... 1919	Lum, Mike..... 1976	Seaver, Tom..... 1979	

REDS POSTSEASON INDIVIDUAL BATTING RECORDS

Batting Average (Series, Minimum 10 PA).....	.750, Billy Hatcher (9-for-12, 1990 WS vs Oak)
Batting Average (Postseason, Minimum 10 PA).....	.571, Ivey Wingo, 1919 (4-for-7)
Slugging Percentage (Series, Minimum 10 PA).....	1.250, Billy Hatcher (9-for-12, 4 2b, 3b, 1990 WS vs Oak)
Slugging Percentage (Postseason, Minimum 10 PA).....	.926, Johnny Bench, 1976 (12-for-27, 2 2b, 3b, 3hr)
On-Base Percentage (Series, Minimum 10 PA).....	.800, Billy Hatcher (9-for-12, 2bb, hbp, 1990 WS vs Oak)
On-Base Percentage (Postseason, Minimum 10 PA).....	.700, Ivey Wingo, 1919 (4-for-7, 3bb)
Plate Appearances (Game).....	6 (15x), Last: 8 players in 1975 WS g6
Plate Appearances (Series).....	37, Morrie Rath (1919 WS vs Chi)
Plate Appearances (Postseason).....	54, Pete Rose, 1972 (22 vs Pit in NLCS, 32 vs Oak in WS)
At-Bats (Game).....	6 (8x), Last: 6 players in 1975 WS g6
At-Bats (Series).....	31, Morrie Rath (1919 WS vs Chi)
At-Bats (Postseason).....	48, Pete Rose, 1972 (20 vs Pit in NLCS, 28 vs Oak in WS)
Runs Scored (Game).....	3 (3x), Bobby Tolan (1970 NLCS g2); Billy Hatcher (1990 WS g1); Bret Boone (1995 NLDS g3)
Runs Scored (Series).....	6 (4x), Heinie Groh (1919 WS vs Chi); Edd Roush (1919 WS vs Chi); Lee May (1970 WS vs Bal); Billy Hatcher (1990 WS vs Oak)
Runs Scored (Postseason).....	9, Joe Morgan, 1972 (5 vs Pit in NLCS, 4 vs Oak in WS)
Runs Batted In (Game).....	5, Johnny Bench (1976 WS g4)
Runs Batted In (Series).....	8 (2x), Pat Duncan (1919 WS vs Chi); Lee May (1970 WS vs Bal)
Runs Batted In (Postseason).....	11, Tony Perez, 1975 (4 vs Pit in NLCS, 7 vs Bos in WS)
Hits (Game).....	4, Billy Hatcher (1990 WS g2)
Hits (Series).....	10 (4x), Greasy Neale (1919 WS vs Chi); Billy Werber (1940 WS vs Det); Tony Perez (1972 WS vs Oak); Pete Rose (1975 WS vs Bos)
Hits (Postseason).....	15 (2x), Pete Rose, 1972 (9 vs Pit in NLCS, 6 vs Oak in WS); Pete Rose, 1975 (5 vs Pit in NLCS, 10 vs Bos in WS)
Doubles (Game).....	2 (8x), Last: Brandon Phillips (2012 NLDS g2)
Doubles (Series).....	4 (3x), Billy Werber (1940 WS vs Det); Pete Rose (1972 NLCS vs Pit); Billy Hatcher (1990 WS vs Oak)
Doubles (Postseason).....	5, Billy Hatcher, 1990 (1 vs Pit in NLCS, 4 vs Oak in WS)
Triples (Game).....	2, Dutch Ruether (1919 WS g1)
Triples (Series).....	2 (2x), Dutch Ruether (1919 WS vs Chi); Larry Kopf (1919 WS vs Chi)
Triples (Postseason).....	2 (2x), Dutch Ruether, 1919 WS (2 vs Chi in WS); Larry Kopf, 1919 WS (2 vs Chi in WS)
Home Runs (Game).....	2 (3x), Tony Perez (1975 WS g5); Johnny Bench (1976 WS g4); Chris Sabo (1990 WS g3)
Home Runs (Series).....	3 (2x), Tony Perez (1975 WS vs Bos); Ryan Ludwick (2012 NLDS vs SF)
Home Runs (Postseason).....	4, Tony Perez, 1975 (1 vs Pit in NLCS, 3 vs Bos in WS)
Extra-Base Hits (Game).....	3 (2x), Pete Rose (1976 NLCS g1); Billy Hatcher (1990 WS g2)
Extra-Base Hits (Series).....	5, Billy Hatcher (1990 WS vs Oak)
Extra-Base Hits (Postseason).....	7, Billy Hatcher, 1990 (2 vs Pit in NLCS, 5 vs Oak in WS)
Walks (Game).....	3 (2x), Ivey Wingo (1919 WS g7); Joe Morgan (1976 NLCS g1)
Walks (Series).....	6 (3x), Heinie Groh (1919 WS vs Chi); Joe Morgan (1972 WS vs Oak); Joe Morgan (1976 NLCS vs Phi)
Walks (Postseason).....	8, Joe Morgan, 1976 (6 vs Phi in NLCS, 2 vs NYY in WS)
Intentional Walks (Game).....	2 (4x), Last: Joe Morgan (1976 NLCS g2)
Intentional Walks (Series).....	3 (2x), Johnny Bench (1972 WS vs Oak); Cesar Geronimo (1975 WS vs Bos)
Intentional Walks (Postseason).....	3 (5x), Last: Hal Morris, 1995 (2 vs LAD in NLDS, 1 vs Atl in NLCS)
Strikeouts (Game).....	5, Reggie Sanders (1995 NLDS g3)
Strikeouts (Series).....	10, Reggie Sanders (1995 NLCS vs Atl)
Strikeouts (Postseason).....	19, Reggie Sanders, 1995 (9 vs LAD in NLDS, 10 vs Atl in NLCS)
Hit by Pitch (Game).....	2, Frank Robinson (1961 WS g4)
Hit by Pitch (Series).....	2 (2x), Edd Roush (1919 WS vs Chi); Frank Robinson (1961 WS vs NYY)
Hit by Pitch (Postseason).....	2 (2x), Edd Roush, 1919 (2 vs Chi in WS); Frank Robinson, 1961 (2 vs NYY in WS)
Stolen Bases (Game).....	3 (2x), Joe Morgan (1975 NLCS g1); Ken Griffey (1975 NLCS g2)
Stolen Bases (Series).....	5, Bobby Tolan (1972 WS vs Oak)
Stolen Bases (Postseason).....	6, Joe Morgan, 1975 (4 vs Pit in NLCS, 2 vs Bos in WS)

REDS POSTSEASON CLUB RECORDS

Runs Scored (Inning).....	7, 10/19/1990 at Oak (WS g3, 3rd Inning)
Runs Scored (Game).....	10 (2x), 10/9/1919 at Chi (WS g8, W 10-5); 10/6/1995 vs LAD (NLDS g3, W 10-1)
Runs Scored (Series).....	35, 1919 WS vs Chi
Runs Scored (Postseason).....	48, 1975 (19 vs Pit in NLCS, 29 vs Bos in WS)
Fewest Runs Scored (Game).....	0 (9x), Last: 10/10/2010 vs Phi (NLDS g3, L 2-0)
Fewest Runs Scored (Series).....	4, 2010 NLDS vs Phi
Fewest Runs Scored (Postseason).....	4, 2010 (4 vs Phi in NLDS)
Runs Allowed (Inning).....	6 (2x), 10/11/1975 at Bos (WS g1, 7th Inning); 10/11/2012 vs SF (NLDS g5, 5th Inning)
Runs Allowed (Game).....	13, 10/9/1961 vs NYY (WS g5, L 13-5)
Runs Allowed (Series).....	33, 1970 WS vs Bal
Runs Allowed (Postseason).....	37, 1975 (7 vs Pit in NLCS, 30 vs Bos in WS)
Fewest Runs Allowed (Game).....	0 (7x), Last: 10/7/2012 at SF (NLDS g2, W 9-0)
Fewest Runs Allowed (Series).....	3, 1970 NLCS vs Pit
Fewest Runs Allowed (Postseason).....	13, 2010 (13 vs Phi in NLDS)
Largest Margin of Victory (Game).....	9 (2x), 10/6/1995 vs LAD (NLDS g3, W 10-1); 10/7/2012 at SF (NLDS g2, W 9-0)
Largest Run Differential (Series).....	+15 (2x), 1919 WS vs Chi (35 RS, 20 RA); 1995 NLDS vs LAD (22 RS, 7 RA)
Largest Run Differential (Postseason).....	+22, 1976 (41 RS, 19 RA)
Largest Margin of Defeat (Game).....	8 (2x), 10/6/1940 at Det (WS g5, L 8-0); 10/9/1961 vs NYY (WS g5, L 13-5)
Largest Run Differential (Series).....	-15, 1973 NLCS vs NYM (8 RS, 23 RA)
Largest Run Differential (Postseason).....	-15, 1973 (8 RS, 23 RA)
Hits (Game).....	16, 10/9/1919 at Chi (WS g8)
Hits (Series).....	64, 1919 WS vs Chi
Hits (Postseason).....	94, 1990 (49 vs Pit in NLCS, 45 vs Oak in WS)
Fewest Hits (Game).....	0, 10/6/2010 at Phi (NLDS g1, Roy Halladay No-Hitter)
Fewest Hits (Series).....	11, 2010 NLDS vs Phi
Fewest Hits (Postseason).....	11, 2010 (11 vs Phi in NLDS)
Hits Allowed (Game).....	15 (2x), 10/9/1961 vs NYY (WS g5); 10/15/1970 at Bal (WS g5)
Hits Allowed (Series).....	60, 1975 WS vs Bos
Hits Allowed (Postseason).....	80, 1975 (20 vs Pit in NLCS, 60 vs Bos in WS)
Fewest Hits Allowed (Game).....	1, 10/12/1990 vs Pit (NLCS g6)
Fewest Hits Allowed (Series).....	20, 1975 NLCS vs Pit
Fewest Hits Allowed (Postseason).....	21, 2010 (21 vs Phi in NLDS)
Doubles (Game).....	5 (2x), 10/9/1976 at Phi (NLCS g1); 10/3/1995 at LAD (NLDS g1)
Doubles (Series).....	14, 1940 WS vs Det
Doubles (Postseason).....	18, 1990 (9 vs Pit in NLCS, 9 vs Oak in WS)
Triples (Game).....	3, 10/1/1919 vs Chi (WS g1)
Triples (Series).....	7, 1919 WS vs Chi
Triples (Postseason).....	7, 1919 (7 vs Chi in WS)
Home Runs (Game).....	3 (2x), 10/14/1975 vs Bos (WS g3); 10/6/1995 vs LAD (NLDS g3)
Home Runs (Series).....	7, 1975 WS vs Bos
Home Runs (Postseason).....	11, 1975 (4 vs Pit in NLCS, 7 vs Bos in WS)
Home Runs Allowed (Game).....	4, 10/7/1939 vs NYY (WS g3)
Home Runs Allowed (Series).....	10, 1970 WS vs Bal
Home Runs Allowed (Postseason).....	10, 1970 (0 vs Pit in NLCS, 10 vs Bal in WS)
Extra-Base Hits (Game).....	8, 10/9/1976 at Phi (NLCS g1)
Extra-Base Hits (Series).....	19, 1975 WS vs Bos
Extra-Base Hits (Postseason).....	28, 1976 (11 vs Phi in NLCS, 17 vs NYY in WS)
Extra-Base Hits Allowed (Game).....	8, 10/10/2012 vs SF (NLDS g4)
Extra-Base Hits Allowed (Series).....	17, 1970 WS vs Bal
Extra-Base Hits Allowed (Postseason).....	23, 1970 (6 vs Pit in NLCS, 17 vs Bal in WS)



Runners Left on Base (Game).....	12, 10/9/1919 at Chi (WS g8)
Runners Left on Base (Series).....	50, 1975 WS vs Bos
Runners Left on Base (Postseason).....	79, 1972 (30 vs Pit in NLCS, 49 vs Oak in WS)
Stolen Bases (Game).....	7, 10/5/1975 vs Pit (NLCS g2)
Stolen Bases (Series).....	12, 1972 WS vs Oak
Stolen Bases (Postseason).....	20, 1975 (11 vs Pit in NLCS, 9 vs Bos in WS)
Stolen Bases, Opponent (Game).....	3, 10/9/1990 at Pit (NLCS g4)
Stolen Bases, Opponent (Series).....	7, 1990 WS vs Oak
Stolen Bases, Opponent (Postseason).....	13, 1990 (6 vs Pit in NLCS, 7 vs Oak in WS)
Caught Stealing, Reds Baserunners (Game).....	2 (5x), Last: 10/11/1995 vs Atl (NLCS g2)
Caught Stealing, Reds Baserunners (Series).....	10, 1919 WS vs Chi
Caught Stealing, Reds Baserunners (Postseason).....	10, 1919 (10 vs Chi in WS)
Caught Stealing, Reds Catchers (Game).....	3, 10/3/1919 at Chi (WS g3)
Caught Stealing, Reds Catchers (Series).....	5, 1919 WS vs Chi
Caught Stealing, Reds Catchers (Postseason).....	5 (2x), 1919 (5 vs Chi in WS); 1972 (2 vs Pit in NLCS, 3 vs Oak in WS)
Errors (Game).....	4 (3x), 10/8/1919 vs Chi (WS g7); 10/8/1939 vs NYY (WS g4); 10/8/2010 at Phi (NLDS g2)
Errors (Series).....	13, 1919 WS vs Chi
Errors (Postseason).....	13, 1919 (13 vs Chi in WS)
Strikeouts, Reds Batters (Game).....	15, 10/7/1975 at Pit (NLCS g3, 10 Innings)
Strikeouts, Reds Batters (9-Inning Game).....	14, 10/18/1972 at Oak (WS g3)
Strikeouts, Reds Batters (Series).....	46, 1972 WS vs Oak
Strikeouts, Reds Batters (Postseason).....	74, 1972 (28 vs Pit in NLCS, 46 vs Oak in WS)
Strikeouts, Reds Pitchers (Game).....	16, 10/9/2012 vs SF (NLDS g3, 10 Innings)
Strikeouts, Reds Pitchers (9-Inning Game).....	12, 10/4/1990 vs Pit (NLCS g1)
Strikeouts, Reds Pitchers (Series).....	49, 1990 NLCS vs Pit
Strikeouts, Reds Pitchers (Postseason).....	77, 1990 (49 vs Pit in NLCS, 28 vs Oak in WS)
Walks, Reds Batters (Game).....	7, 10/9/1919 at Chi (WS g8)
Walks, Reds Batters (Series).....	27, 1972 WS vs Oak
Walks, Reds Batters (Postseason).....	37, 1972 (10 vs Pit in NLCS, 27 vs Oak in WS)
Walks, Reds Pitchers (Game).....	10, 10/6/1940 at Det (WS g5)
Walks, Reds Pitchers (Series).....	30 (2x), 1940 WS vs Det; 1975 WS vs Bos
Walks, Reds Pitchers (Postseason).....	40, 1975 (10 vs Pit in NLCS, 30 vs Bos in WS)
Hit Batsmen, Reds Batters (Game).....	2 (3x), 10/1/1919 vs Chi (WS g1); 10/9/1919 at Chi (WS g8); 10/8/1961 vs NYY (WS g4)
Hit Batsmen, Reds Batters (Series).....	5, 1919 WS vs Chi
Hit Batsmen, Reds Batters (Postseason).....	5, 1919 (5 vs Chi in WS)
Hit Batsmen, Reds Pitchers (Game).....	3, 10/8/2010 at Phi (NLDS g2)
Hit Batsmen, Reds Pitchers (Series).....	3 (2x), 1919 WS vs Chi; 2010 NLDS vs Phi
Hit Batsmen, Reds Pitchers (Postseason).....	3 (3x), 1919 (3 vs Chi in WS); 1972 (2 vs Pit in NLCS, 1 vs Oak in WS); 2010 (3 vs Phi in NLDS)

REDS WALK-OFF VICTORIES (6)

Game	Opp.	Winning Run	Final (Inn.)
*1972 NLCS Game 5	Pit	Wild pitch (Foster scores)	W, 4-3 (9)
1973 NLCS Game 1	NYM	Bench solo home run	W, 2-1 (9)
1975 WS Game 3	Bos	Morgan single (Geronimo scores)	W, 6-5 (10)
*1976 NLCS Game 3	Phi	Griffey single (Concepcion scores)	W, 7-6 (9)
1976 WS Game 2	NYN	Perez single (Griffey scores)	W, 4-3 (9)
1990 WS Game 2	Oak	Oliver single (Bates scores)	W, 5-4 (10)

* Clinched series victory

REDS WALK-OFF LOSSES (3)

Game	Opp.	Winning Run	Final (Inn.)
1939 WS Game 1	NYN	Dickey single (Keller scores)	L, 2-1 (9)
1972 WS Game 4	Oak	Mangual single (Tenace scores)	L, 3-2 (9)
1975 WS Game 6	Bos	Fisk solo home run	L, 7-6 (12)

REDS EXTRA-INNING GAMES (13)

Game	Opp.	Inn.	Result
1973 NLCS Game 4	at NYM	12	W, 2-1
1975 WS Game 6	at Bos	12	L, 7-6
1979 NLCS Game 1	vs Pit	11	L, 5-2
1995 NLCS Game 1	vs Atl	11	L, 2-1
1919 WS Game 6	vs Chi	10	L, 5-4
1939 WS Game 4	vs NYY	10	L, 7-4
1970 NLCS Game 1	at Pit	10	W, 3-0
1975 NLCS Game 3	at Pit	10	W, 5-3
1975 WS Game 3	vs Bos	10	W, 6-5
1979 NLCS Game 2	vs Pit	10	L, 3-2
1990 WS Game 2	vs Oak	10	W, 5-4
1995 NLCS Game 2	vs Atl	10	L, 6-2
2012 NLDS Game 3	vs SF	10	L, 2-1

REDS POSTSEASON BATTING LEADERS, TOP 10 ALL-TIME

GAMES PLAYED

Johnny Bench.....	45
Pete Rose.....	42
Tony Perez.....	42
Joe Morgan.....	37
Cesar Geronimo.....	35
Dave Concepcion.....	32
George Foster.....	21
Bobby Tolan.....	20
Ken Griffey.....	20
Darrel Chaney.....	19

RUNS SCORED

Johnny Bench.....	27
Joe Morgan.....	21
Pete Rose.....	20
Tony Perez.....	16
Dave Concepcion.....	13
Bobby Tolan.....	13
Barry Larkin.....	11
George Foster.....	11
Ken Griffey.....	11
Cesar Geronimo.....	9

TRIPLES

Johnny Bench.....	3
Dave Concepcion.....	3
Pete Rose.....	2
Cesar Geronimo.....	2
Ken Griffey.....	2
Dutch Ruether.....	2
Barry Larkin.....	2
Larry Kopf.....	2
9 players tied with 1	

STRIKEOUTS

Tony Perez.....	35
Cesar Geronimo.....	34
Johnny Bench.....	29
Reggie Sanders.....	19
Joe Morgan.....	14
Pete Rose.....	13
George Foster.....	13
Dave Concepcion.....	12
Scott Rolen.....	12
Tolan, Menke, Duncan..	11

BATTING AVERAGE

Billy Hatcher.....	.519 (14-27)
Ryan Ludwick.....	.409 (9-22)
Hal McRae.....	.375 (9-24)
Chris Sabo.....	.368 (14-38)
Greasy Neale.....	.357 (10-28)
Johnny Edwards.....	.346 (9-26)
Barry Larkin.....	.338 (24-71)
Jimmy Ripple.....	.333 (7-21)
Billy Werber.....	.326 (14-43)
Pete Rose.....	.318 (55-173)

PLATE APPEARANCES

Pete Rose.....	194
Johnny Bench.....	188
Tony Perez.....	178
Joe Morgan.....	165
Cesar Geronimo.....	131
Dave Concepcion.....	112
George Foster.....	85
Ken Griffey.....	83
Bobby Tolan.....	83
Barry Larkin.....	78

RUNS BATTED IN

Tony Perez.....	25
Johnny Bench.....	20
Pete Rose.....	16
Dave Concepcion.....	13
Bobby Tolan.....	13
George Foster.....	12
Joe Morgan.....	11
Cesar Geronimo.....	11
Ken Griffey.....	11
Lee May.....	10

HOME RUNS

Johnny Bench.....	10
Tony Perez.....	6
Pete Rose.....	5
Joe Morgan.....	3
Cesar Geronimo.....	3
George Foster.....	3
Chris Sabo.....	3
Ryan Ludwick.....	3
6 players tied with 2	

WALKS

Joe Morgan.....	27
Johnny Bench.....	18
Pete Rose.....	17
Tony Perez.....	14
Cesar Geronimo.....	8
George Foster.....	8
Denis Menke.....	7
Barry Larkin.....	7
7 players tied with 6	

ON-BASE PERCENTAGE

Billy Hatcher.....	.567 (14-27, 2bb, hbp)
Ryan Ludwick.....	.519 (9-22, 4bb, hbp)
Jimmy Ripple.....	.440 (7-21, 4bb)
Paul O'Neill.....	.429 (9-29, 6bb)
Billy Werber.....	.408 (14-43, 6bb)
Chris Sabo.....	.405 (14-38, 3bb, sf)
Greasy Neale.....	.400 (10-28, 2bb)
Barry Larkin.....	.397 (24-71, 7bb)
Benito Santiago.....	.393 (6-22, 5bb, sf)
Pete Rose.....	.380 (55-173, 17bb, hbp, sf)

(Minimum 25 plate appearances)

HITS

Pete Rose.....	55
Johnny Bench.....	45
Tony Perez.....	38
Dave Concepcion.....	30
Joe Morgan.....	25
Barry Larkin.....	24
George Foster.....	22
Bobby Tolan.....	21
Cesar Geronimo.....	20
Ken Griffey.....	18

DOUBLES

Pete Rose.....	10
Johnny Bench.....	8
Joe Morgan.....	8
Tony Perez.....	6
Ken Griffey.....	5
Barry Larkin.....	5
Billy Hatcher.....	5
Dave Concepcion.....	4
Billy Werber.....	4
Brandon Phillips.....	4

STOLEN BASES

Joe Morgan.....	14
Ken Griffey.....	8
Barry Larkin.....	8
Dave Concepcion.....	7
Bobby Tolan.....	7
Johnny Bench.....	6
Cesar Geronimo.....	3
8 players tied with 2	

INTENTIONAL WALKS

Johnny Bench.....	6
Hal Morris.....	4
Pete Rose.....	4
Darrel Chaney.....	4
Joe Morgan.....	3
Cesar Geronimo.....	3
Dan Driessen.....	2
Jimmy Ripple.....	2
Todd Benzinger.....	2
Gene Freese.....	2

HITTING STREAKS

10 Barry Larkin	1990 WS g2/3/4; 1995 NLDS g1/2/3; 1995 NLCS g1/2/3/4
9 Billy Werber	1939 WS g2/3/4; 1940 WS g1/2/3/4/5/6
Pete Rose	1975 WS g2/3/4/5/6/7; 1976 NLCS g1/2/3
8 Dave Concepcion	1976 NLCS g3; 1976 WS g1/2/3/4; 1979 NLCS g1/2/3
Johnny Bench	1976 NLCS g1/2/3; 1976 WS g1/2/3/4; 1979 NLCS g1
Pete Rose	1970 WS g3/4/5; 1972 NLCS g1/2/3/4/5
Tony Perez	1972 NLCS g5; 1972 WS g1/2/3/4/5/6/7
7 Brandon Phillips	2010 NLDS g2/3; 2012 NLCS g1/2/3/4/5
Bobby Tolan	1970 NLCS g1/2/3; 1970 WS g1/2/3/4
George Foster	1976 NLCS g3; 1976 WS g1/2/3/4; 1979 NLCS g1/2
Hal McRae	1970 WS g2/3/5; 1972 WS g1/2/4/6
Ken Griffey	1975 WS g4/5/6/7; 1976 NLCS g1/2/3

POSTSEASON

REDS POSTSEASON INDIVIDUAL PITCHING RECORDS

Appearances (Series).....	6, Pedro Borbon (1972 WS vs Oak)
Appearances (Postseason).....	9, Pedro Borbon, 1972 (3 vs Pit in NLCS, 6 vs Oak in WS)
Games Started (Series).....	3 (2x), Paul Derringer (1940 WS vs Det); Don Gullett (1975 WS vs Bos)
Games Started (Postseason).....	4 (2x), Don Gullett, 1975 (1 vs Pit in NLCS, 3 vs Bos in WS); Jose Rijo, 1990 (2 vs Pit in NLCS, 2 vs Oak in WS)
Innings Pitched (Game).....	9.0 (14x), Last: Don Gullett (1975 NLCS g1)
Innings Pitched (Series).....	19.1, Paul Derringer (1940 WS vs Det)
Innings Pitched (Postseason).....	27.2 (2x), Don Gullett, 1975 (9 vs Pit in NLCS, 18.2 vs Bos in WS); Jose Rijo, 1990 (12.1 vs Pit in NLCS, 15.1 vs Oak in WS)
Wins (Series).....	2 (6x), Last: Jose Rijo (1990 WS vs Oak)
Wins (Postseason).....	3 (3x), Ross Grimsley, 1972 (1 vs Pit in NLCS, 2 vs Oak in WS); Rawly Eastwick, 1975 (1 vs Pit in NLCS, 2 vs Bos in WS); Jose Rijo, 1990 (1 vs Pit in NLCS, 2 vs Oak in WS)
Losses (Series).....	2 (2x), Bucky Walters (1939 WS vs NYY); Jim O'Toole (1961 WS vs NYY)
Losses (Postseason).....	2 (3x), Bucky Walters, 1939 (2 vs NYY in WS); Jim O'Toole, 1961 (2 vs NYY in WS); Clay Carroll, 1972 (1 vs Pit in NLCS, 1 vs Oak in WS)
Saves (Series).....	3, Randy Myers (1990 NLCS vs Pit)
Saves (Postseason).....	4, Randy Myers, 1990 (3 vs Pit in NLCS, 1 vs Oak in WS)
Hits Allowed (Game).....	10 (3x), Slim Sallee (1919 WS g2); Hod Eller (1919 WS g8); Don Gullett (1975 WS g1)
Hits Allowed (Series).....	19 (2x), Slim Sallee (1919 WS vs Chi); Don Gullett (1975 WS vs Bos)
Hits Allowed (Postseason).....	27, Don Gullett, 1975 (8 vs Pit in NLCS, 19 vs Bos in WS)
Runs Allowed (Game).....	7, Junior Thompson (1939 WS g3)
Runs Allowed (Series).....	9, Don Gullett (1975 WS vs Bos)
Runs Allowed (Postseason).....	12, Don Gullett, 1975 (3 vs Pit in NLCS, 9 vs Bos in WS)
Earned Runs Allowed (Game).....	7, Junior Thompson (1939 WS g3)
Earned Runs Allowed (Series).....	9, Don Gullett (1975 WS vs Bos)
Earned Runs Allowed (Postseason).....	12, Don Gullett, 1975 (3 vs Pit in NLCS, 9 vs Bos in WS)
Strikeouts (Game).....	10, Homer Bailey (2012 NLDS g3)
Strikeouts (Series).....	15 (3x), Hod Eller (1919 WS vs Chi); Don Gullett (1975 WS vs Bos); Jose Rijo (1990 NLCS vs Pit)
Strikeouts (Postseason).....	29, Jose Rijo, 1990 (15 vs Pit in NLCS, 14 vs Oak in WS)
Walks (Game).....	6 (2x), Paul Derringer (1940 WS g4); Joey Jay (1961 WS g2)
Walks (Series).....	10 (2x), Paul Derringer (1940 WS vs Det); Don Gullett (1975 WS vs Bos)
Walks (Postseason).....	12 (2x), Don Gullett, 1975 (2 vs Pit in NLCS, 10 vs Bos in WS); Jose Rijo, 1990 (7 vs Pit in NLCS, 5 vs Oak in WS)

10 + STRIKEOUTS IN A GAME, REDS PITCHERS

K	Game	Opp	Pitchers Used (K)
16	2012 NLDS g3 (10 Innings)	vs SF	Bailey (10), Marshall (1), Chapman (2), Broxton (3)
12	1990 NLCS g1	vs Pit	Rijo (8), Charlton (1), Dibble (3)
11	1970 WS g1	vs Bal	Nolan (7), Carroll (4)
	1990 NLCS g3	at Pit	Jackson (4), Dibble (3), Charlton (1), Myers (3)
10	1940 WS g1	vs Det	Derringer (1), Moore (7), Riddle (2)
	1990 NLCS g4	at Pit	Rijo (7), Myers (1), Dibble (2)
	1995 NLDS g3	vs LAD	Wells (8), Jackson (1), Brantley (1)

0 WALKS ISSUED IN A GAME, REDS PITCHERS

Game	Opp	Pitchers Used (IP)
1919 WS g7	vs Chi	Slim Sallee (4.1), Ray Fisher (0.2), Dolf Luque (4.0)
1939 WS g2	at NYY	Bucky Walters (8.0)
1940 WS g3	at Det	Jim Turner (6.0), Whitey Moore (1.0), Joe Beggs (1.0)
1972 NLCS g1	at Pit	Don Gullett (6.0), Pedro Borbon (2.0)
1972 NLCS g4	vs Pit	Ross Grimsley (9.0)

REDS POSTSEASON PITCHING LEADERS, TOP 10 ALL-TIME

APPEARANCES

Clay Carroll.....	22
Pedro Borbon.....	20
Don Gullett.....	17
Gary Nolan.....	11
Jack Billingham.....	10
Rawly Eastwick.....	9
Tom Hall.....	9
Will McEnaney.....	8
Grimsley, Myers, Dibble.....	7

WINS

Don Gullett.....	4
Clay Carroll.....	4
Rawly Eastwick.....	4
Jose Rijo.....	3
Ross Grimsley.....	3
7 players tied with 2	

HITS ALLOWED

Don Gullett.....	61
Gary Nolan.....	53
Jack Billingham.....	28
Paul Derringer.....	26
Fred Norman.....	26
Clay Carroll.....	24
Bucky Walters.....	21
4 players tied with 19	

GAMES STARTED

Gary Nolan.....	11
Don Gullett.....	10
Jack Billingham.....	6
Paul Derringer.....	5
Fred Norman.....	4
Jose Rijo.....	4
6 players tied with 3	

LOSSES

Don Gullett.....	3
Johnny Cueto.....	2
Clay Carroll.....	2
Ross Grimsley.....	2
Gary Nolan.....	2
Paul Derringer.....	2
Bucky Walters.....	2
Jim O'Toole.....	2
Junior Thompson.....	2
28 players tied with 1	

RUNS ALLOWED

Don Gullett.....	27
Gary Nolan.....	22
Fred Norman.....	13
Junior Thompson.....	13
Paul Derringer.....	12
Bucky Walters.....	12
Jack Billingham.....	11
4 players tied with 8	

INNINGS PITCHED

Don Gullett.....	78.1
Gary Nolan.....	59.1
Jack Billingham.....	42.0
Paul Derringer.....	34.2
Clay Carroll.....	32.1
Bucky Walters.....	29.0
Jose Rijo.....	27.2
Pedro Borbon.....	26.0
Fred Norman.....	23.1
Pete Schourek.....	21.1

SAVES

Randy Myers.....	4
Pedro Borbon.....	3
Will McEnaney.....	3
Clay Carroll.....	2
Don Gullett.....	1
Jack Billingham.....	1
Rawly Eastwick.....	1
Tom Hall.....	1
Rob Dibble.....	1
Jeff Brantley.....	1

EARNED RUN AVERAGE

Rob Dibble.....	0.00 (7g, 9.2ip, 0er)
Randy Myers.....	0.00 (7g, 8.2ip, 0er)
Bronson Arroyo.....	0.73 (2gs, 12.1ip, 1er)
Homer Bailey.....	1.00 (2g, 1gs, 9ip, 1er)
Slim Sallee.....	1.35 (2gs, 13.1ip, 2er)
Clay Carroll.....	1.39 (22g, 32.1ip, 5er)
Norm Charlton.....	1.50 (5g, 6ip, 1er)
Bob Purkey.....	1.64 (2g, 1gs, 11ip, 2er)
Pete Schourek.....	1.69 (3gs, 21.1ip, 4er)
Aroldis Chapman.....	1.93 (5g, 4.2ip, 1er)

*Minimum 5g or 9ip

COMPLETE GAMES BY REDS PITCHERS

CG	Pitcher	Game	Opp	IP	
3	Paul Derringer	1939 WS g1	at NYY	8.1	
		1940 WS g4	at Det	9.0	
		1940 WS g7	vs Det	9.0	
	Bucky Walters	1939 WS g2	at NYY	8.0	
		1940 WS g2	vs Det	9.0	
		1940 WS g6	vs Det	9.0	
2	Hod Eller	1919 WS g5	at Chi	9.0	
		1919 WS g8	at Chi	9.0	
1	Don Gullett	1975 NLCS g1	vs Pit	9.0	
		Ross Grimsley	1972 NLCS g4	vs Pit	9.0
		Joey Jay	1961 WS g2	at NYY	9.0
		Slim Sallee	1919 WS g2	vs Chi	9.0
		Dutch Ruether	1919 WS g1	vs Chi	9.0
		Jimmy Ring	1919 WS g4	at Chi	9.0
Bob Purkey	1961 WS g3	vs NYY	9.0		

SHUTOUTS BY REDS PITCHERS

Game	Opp	Score	Pitchers Used (IP)
1919 WS g4	at Chi	W, 2-0	Ring (9)
1919 WS g5	at Chi	W, 5-0	Eller (9)
1940 WS g6	vs Det	W, 4-0	Walters (9)
1970 NLCS g1	at Pit	W, 3-0	Nolan (9), Carroll (1)
1972 WS g3	at Oak	W, 1-0	Billingham (8), Carroll (1)
1990 WS g1	vs Oak	W, 7-0	Rijo (7), Dibble (1), Myers (1)
2012 NLDS g2	at SF	W, 9-0	Arroyo (7), Hoover (1), Arredondo (1)

FEWEST HITS ALLOWED BY REDS PITCHERS

Game	Opp	Hits	Pitchers Used (Hits Allowed)
1990 NLCS g6	vs Pit	1	Jackson (1), Charlton (0), Myers (0)
1972 NLCS g4	vs Pit	2	Grimsley (2)
1990 WS g4	at Oak	2	Rijo (2), Myers (0)
2012 NLDS g2	at SF	2	Arroyo (1), Hoover (0), Arredondo (1)


1919 WORLD SERIES
CINCINNATI REDS 5, CHICAGO WHITE SOX 3
Game 1 @ CIN (Crosley Field) - Reds 9, White Sox 1

Oct. 1 - The Reds snapped a 1-1 tie in the fourth inning with 4 runs off Eddie Cicotte...Dutch Ruether went the distance and held the Sox to just 6 hits...he also helped his own cause with 3 hits at the plate.

Chicago Batting							
Player	AVG	G	AB	R	H	HR	RBI
ECollins	.226	8	31	2	7	0	1
SCollins	.250	4	16	2	4	0	0
Felsch	.192	8	26	2	5	0	3
Gandil	.233	8	30	1	7	0	5
Jackson	.375	8	32	5	12	1	6
Leibold	.056	5	18	0	1	0	0
Lynn	.000	1	1	0	0	0	0
McMullin	.500	2	2	0	1	0	0
Murphy	.000	3	2	0	0	0	0
Risberg	.080	8	25	3	2	0	0
Schalk	.304	8	23	1	7	0	2
Weaver	.324	8	34	4	11	0	0

	1	2	3	4	5	6	7	8	9	R	H	E	Attendance
Chi	0	1	0	0	0	0	0	0	0	1	6	1	30,511
Cin	1	0	0	5	0	0	2	1	x	9	14	1	

WP - Ruether (1-0), LP - Cicotte (0-1), Save - None
HR - None

Game 2 @ CIN (Crosley Field) - Reds 4, White Sox 2

Oct. 2 - Larry Kopf's 2-run triple capped a 3-run fourth inning...the Reds added a run in the sixth on an RBI-single by Greasy Neale...Slim Sallee went the distance, allowing just 2 runs while scattering 10 hits.

Chicago Pitching							
Player	W-L	ERA	G	SV	IP	H	ER
Cicotte	1-2	2.91	3	0	21.2	19	7
James	0-0	5.79	1	0	4.2	8	3
Kerr	2-0	1.42	2	0	19.0	14	3
Lowdermilk	0-0	9.00	1	0	1.0	2	1
Mayer	0-0	0.00	1	0	1.0	0	0
Wilkinson	0-0	1.23	2	0	7.1	9	1
Williams	0-3	6.61	3	0	16.1	12	12

	1	2	3	4	5	6	7	8	9	R	H	E	Attendance
Chi	0	0	0	0	0	0	2	0	0	2	10	1	29,698
Cin	0	0	0	3	0	1	0	0	x	4	4	3	

WP - Sallee (1-0), LP - Williams (0-1), Save - None
HR - None

Game 3 @ CHI (Comiskey Park) - White Sox 3, Reds 0

Oct. 3 - Dickie Kerr earned the complete-game shutout...the Sox got all the runs they would need in the second inning on a 2-run single by Chick Gandil...Reds batters produced just 3 hits.

Cincinnati Batting							
Player	AVG	G	AB	R	H	HR	RBI
Daubert	.241	8	29	4	7	0	1
Duncan	.269	8	26	3	7	0	8
Groh	.172	8	29	6	5	0	2
Kopf	.222	8	27	3	6	0	3
Magee	.500	2	2	0	1	0	0
Neale	.357	8	28	3	10	0	4
Rariden	.211	5	19	0	4	0	2
Rath	.226	8	31	5	7	0	2
Roush	.214	8	28	6	6	0	7
Smith	.000	1	0	0	0	0	0
Wingo	.571	3	7	1	4	0	1

	1	2	3	4	5	6	7	8	9	R	H	E	Attendance
Cin	0	0	0	0	0	0	0	0	0	0	3	1	29,126
Chi	0	2	0	1	0	0	0	x	3	7	0		

WP - Kerr (1-0), LP - Fisher (0-1), Save - None
HR - None

Game 4 @ CHI (Comiskey Park) - Reds 2, White Sox 0

Oct. 4 - Jimmy Ring earned the complete-game shutout for the Reds, allowing Chicago just 3 hits...the Reds scored twice in the fifth inning on a White Sox error and an RBI-double by Greasy Neale.

Cincinnati Pitching							
Player	W-L	ERA	G	SV	IP	H	ER
Eller	2-0	2.00	2	0	18.0	13	4
Fisher	0-1	2.35	2	0	7.2	7	2
Luque	0-0	0.00	2	0	5.0	1	0
Ring	1-1	0.64	2	0	14.0	7	1
Ruether	1-0	2.57	2	0	14.0	12	4
Sallee	1-1	1.35	2	0	13.1	19	2

	1	2	3	4	5	6	7	8	9	R	H	E	Attendance
Cin	0	0	0	0	2	0	0	0	0	2	5	2	34,363
Chi	0	0	0	0	0	0	0	0	0	0	3	2	

WP - Ring (1-0), LP - Cicotte (0-2), Save - None
HR - None

Game 5 @ CHI (Comiskey Park) - Reds 5, White Sox 0

Oct. 6 - Four runs in the sixth inning, including 2 on Edd Roush's triple, broke open a scoreless game...Hod Eller fanned 9 batters, including 6 in a row at one point, en route to the complete-game shutout.

	1	2	3	4	5	6	7	8	9	R	H	E	Attendance
Cin	0	0	0	0	0	4	0	0	1	5	4	0	34,379
Chi	0	0	0	0	0	0	0	0	0	0	3	3	

WP - Eller (1-0), LP - Williams (0-1), Save - None
HR - None

Game 6 @ CIN (Crosley Field) - White Sox 5, Reds 4 (10)

Oct. 7 - The Sox scored the game's final 5 runs...with the game tied 4-4 in the 10th, Chick Gandil singled home the game-ending run...the Reds pounded out 11 hits, including 3 from Greasy Neale.

	1	2	3	4	5	6	7	8	9	10	R	H	E	Attendance
Chi	0	0	0	0	1	3	0	0	0	1	5	10	3	32,006
Cin	0	0	2	2	0	0	0	0	0	0	4	11	0	

WP - Kerr (2-0), LP - Ring (1-1), Save - None
HR - None

NL Standings

Cincinnati	96	44	.686	-
New York	87	53	.621	9.0
Chicago	75	65	.536	21.0
Pittsburgh	71	68	.511	24.5
Brooklyn	69	71	.493	27.0
Boston	57	82	.410	38.5
St. Louis	54	83	.393	40.5
Philadelphia	47	90	.343	47.5



Game 7 @ CIN (Crosley Field) - White Sox 4, Reds 1

Oct. 8 - Shano Collins scored the game-winning run on a single by Joe Jackson in the third inning...Eddie Cicotte allowed just 1 run on 7 hits... reliever Dolf Luque tossed 4 shutout innings.

	1	2	3	4	5	6	7	8	9	R	H	E	Attendance
Chi	1	0	1	0	2	0	0	0	0	4	10	1	13,932
Cin	0	0	0	0	0	1	0	0	0	1	7	4	

WP - Cicotte (1-2), LP - Sallee (1-1), Save - None
HR - None

Game 8 @ CHI (Comiskey Park) - Reds 10, White Sox 5

Oct. 9 - The Reds scored 4 runs in the first inning and coasted to victory to wrap up their first World Series title...Hod Eller pitched his second complete game of the series, allowing 10 hits...the Reds pounded out 16 hits, including 2 or more from 6 different players.

	1	2	3	4	5	6	7	8	9	R	H	E	Attendance
Cin	4	1	0	0	1	3	0	1	0	10	16	2	32,930
Chi	0	0	1	0	0	0	0	4	0	5	10	1	

WP - Eller (2-0), LP - Williams (0-3), Save - None
HR - Jackson

"1919 Black Sox Scandal"

Chicago White Sox Pitcher Eddie Cicotte and outfielder Shoeless Joe Jackson tearfully confessed to a Cook County grand jury that they and third baseman Buck Weaver, center fielder Oscar (Happy) Felsch, first baseman Arnold (Chick) Gandil, utility infielder Fred McMullin, shortstop Charles (Swede) Risberg and pitcher Claude (Lefty) Williams had conspired with known gamblers, allegedly including Arnold Rothstein, to throw the 1919 World Series.

While none of the 8 players were convicted in court, all were banned from the game for life by the first commissioner of baseball, former Federal Judge Kenesaw Mountain Landis.

Weaver, who had known about the conspiracy from the beginning, refused to participate and batted .324 in the World Series. He was banned, however, for not exposing his teammates. Jackson, who admitted taking \$5,000, batted .375 with a homer and 6 RBI.

Risberg committed 4 errors and batted .080, but did not receive a cent. Gandil - the organizer of the scam - walked away with \$30,000 and immediately announced his retirement. Cicotte lost 2 of his 3 starts and earned a \$10,000 payday. He later told the jury it was not worth the effort.


1939 WORLD SERIES
NEW YORK YANKEES 4, CINCINNATI REDS 0
Game 1 @ NY (Yankee Stadium) - Yankees 2, Reds 1

Oct. 4 - With the game knotted at 1-1 in the bottom of the ninth inning, the Yankees' Charlie Keller hit a 1-out triple and eventually scored the game-winner on a Bill Dickey single...Red Ruffing held the Reds to 4 hits and earned the complete-game victory.

	1	2	3	4	5	6	7	8	9	R	H	E	Attendance
Cin	0	0	0	1	0	0	0	0	0	1	4	0	58,541
NY	0	0	0	0	1	0	0	0	1	2	6	0	

WP - Ruffing (1-0), LP - Derringer (0-1), Save - None
HR - None

Game 2 @ NY (Yankee Stadium) - Yankees 4, Reds 0

Oct. 5 - Monte Pearson tossed a no-hitter through 7.1 innings before allowing a single to catcher Ernie Lombardi...Babe Dahlgren doubled and homered.

	1	2	3	4	5	6	7	8	9	R	H	E	Attendance
Cin	0	0	0	0	0	0	0	0	0	0	2	0	59,791
NY	0	0	3	1	0	0	0	x		4	9	0	

WP - Pearson (1-0), LP - Walters (0-1), Save - None
HR - Dahlgren

Game 3 @ CIN (Crosley Field) - Yankees 7, Reds 3

Oct. 7 - Charlie Keller spearheaded the Yankees attack with 2 homers and 4 RBI to help New York take a commanding 3-0 lead in the series...the Reds collected 10 hits, all singles, but managed only 3 hits after the third inning.

	1	2	3	4	5	6	7	8	9	R	H	E	Attendance
NY	2	0	2	0	3	0	0	0	0	7	5	1	32,723
Cin	1	2	0	0	0	0	0	0	0	3	10	0	

WP - Hadley (1-0), LP - Thompson (0-1), Save - None
HR - Keller 2, DiMaggio, Dickey

Game 4 @ CIN (Crosley Field) - Yankees 7, Reds 4 (10)

Oct. 8 - The Yankees earned the World Series crown with a dramatic 3-run 10th inning...with the Reds holding a 4-2 lead in the ninth, the Yankees rallied for 2 runs to tie the game on a Reds' error and an infield hit...in the 10th, catcher Ernie Lombardi was stunned by a home-plate collision and lay helplessly as DiMaggio rounded the bases to score on a single...during that inning, the Reds' defense committed 3 errors.

	1	2	3	4	5	6	7	8	9	10	R	H	E	Attendance
NY	0	0	0	0	0	0	2	0	2	3	7	7	1	32,794
Cin	0	0	0	0	0	0	3	1	0	0	4	11	4	

WP - Murphy (1-0), LP - Walters (0-2), Save - None
HR - Keller, Dickey

New York Batting

Player	AVG	G	AB	R	H	HR	RBI
Crosetti	.063	4	16	2	1	0	1
Dahlgren	.214	4	14	2	3	1	2
Dickey	.267	4	15	2	4	2	5
DiMaggio	.313	4	16	3	5	1	3
Gordon	.143	4	14	1	2	0	1
Keller	.438	4	16	8	7	3	6
Rolfe	.125	4	16	2	2	0	0
Selkirk	.167	4	12	0	2	0	0

New York Pitching

Player	W-L	ERA	G	SV	IP	H	ER
Gomez	0-0	9.00	1	0	1.0	3	1
Hadley	1-0	2.25	1	0	8.0	7	2
Hildebrand	0-0	0.00	1	0	4.0	2	0
Murphy	1-0	2.70	1	0	3.1	5	1
Pearson	1-0	0.00	1	0	9.0	2	0
Ruffing	1-0	1.00	1	0	9.0	4	1
Sundra	0-0	0.00	1	0	2.2	4	0

Cincinnati Batting

Player	AVG	G	AB	R	H	HR	RBI
Berger	.000	4	15	0	0	0	1
Bongiovanni	.000	1	1	0	0	0	0
Bordagaray	.000	2	0	0	0	0	0
Craft	.091	4	11	0	1	0	0
Frey	.000	4	17	0	0	0	0
Gamble	.000	1	1	0	0	0	0
Goodman	.333	4	15	3	5	0	1
Hershberger	.500	3	2	0	1	0	1
Lombardi	.214	4	14	0	3	0	2
McCormick	.400	4	15	1	6	0	1
Myers	.333	4	12	2	4	0	0
Simmons	.250	1	4	1	1	0	0
Werber	.250	4	16	1	4	0	2


Cincinnati Pitching

Player	W-L	ERA	G	SV	IP	H	ER
Derringer	0-1	2.35	2	0	15.1	9	4
Grissom	0-0	0.00	1	0	1.1	0	0
Moore	0-0	0.00	1	0	3.0	0	0
Thompson	0-1	13.50	1	0	4.2	5	7
Walters	0-2	4.91	2	0	11.0	13	6

NL Standings

Cincinnati	97	57	.630	-
St. Louis	92	61	.601	4.5
Brooklyn	84	69	.549	12.5
Chicago	84	70	.545	13.0
New York	77	74	.510	18.5
Pittsburgh	68	85	.444	28.5
Boston	63	88	.417	32.5
Philadelphia	45	106	.298	50.0





1940 WORLD SERIES

CINCINNATI REDS 4, DETROIT TIGERS 3

Game 1 @ CIN (Crosley Field) - Tigers 7, Reds 2

Oct. 2 - Detroit broke the game open when its first 5 batters in the top of the second inning reached base safely.

	1	2	3	4	5	6	7	8	9	R	H	E	Attendance
Det	0	5	0	0	2	0	0	0	0	7	10	1	31,793
Cin	0	0	0	1	0	0	0	1	0	2	8	3	

WP - Newsom (1-0), LP - Derringer (0-1), Save - None
HR - Campbell

Game 2 @ CIN (Crosley Field) - Reds 5, Tigers 3

Oct. 3 - The Tigers scored twice in the first inning, but Reds starter Bucky Walters allowed only 1 additional run as part of a complete-game effort.

	1	2	3	4	5	6	7	8	9	R	H	E	Attendance
Det	2	0	0	0	1	0	0	0	0	3	3	1	30,640
Cin	0	2	2	1	0	0	0	x	0	5	9	0	

WP - Walters (1-0), LP - Rowe (0-1), Save - None
HR - Ripple

Game 3 @ DET (Briggs Stadium) - Tigers 7, Reds 4

Oct. 4 - Detroit broke a 1-1 tie with 4 runs in the bottom of the seventh inning, highlighted by a pair of 2-run home runs.

	1	2	3	4	5	6	7	8	9	R	H	E	Attendance
Cin	1	0	0	0	0	0	1	2	4	4	10	1	52,877
Det	0	0	0	1	0	0	4	2	x	7	13	1	

WP - Bridges (1-0), LP - Turner (0-1), Save - None
HR - York, Higgins

Game 4 @ DET (Briggs Stadium) - Reds 5, Tigers 2

Oct. 5 - Paul Derringer earned the complete-game victory for the Reds.

	1	2	3	4	5	6	7	8	9	R	H	E	Attendance
Cin	2	0	1	1	0	0	0	1	0	5	11	1	54,093
Det	0	0	1	0	0	1	0	0	0	2	5	1	

WP - Derringer (1-1), LP - Trout (0-1), Save - None
HR - None

Game 5 @ DET (Briggs Stadium) - Tigers 8, Reds 0

Oct. 6 - Bobo Newsom recorded his second complete game of the series, while Hank Greenberg had 3 hits and drove in 4 runs.

	1	2	3	4	5	6	7	8	9	R	H	E	Attendance
Cin	0	0	0	0	0	0	0	0	0	0	3	0	55,189
Det	0	0	3	4	0	0	0	1	x	8	13	0	

WP - Newsom (2-0), LP - Thompson (0-1), Save - None
HR - Greenberg

Game 6 @ CIN (Crosley Field) - Reds 4, Tigers 0

Oct. 7 - Bucky Walters went the distance, surrendering just 5 hits.

	1	2	3	4	5	6	7	8	9	R	H	E	Attendance
Det	0	0	0	0	0	0	0	0	0	0	5	0	30,481
Cin	2	0	0	0	1	0	1	x	4	10	2		

WP - Walters (2-0), LP - Rowe (0-2), Save - None
HR - Walters

Game 7 @ CIN (Crosley Field) - Reds 2, Tigers 1

Oct. 8 - Trailing 1-0 in the seventh inning, Frank McCormick and Jimmy Ripple hit back-to-back doubles and Billy Myers added a sacrifice fly.

	1	2	3	4	5	6	7	8	9	R	H	E	Attendance
Det	0	0	1	0	0	0	0	0	0	1	7	0	26,854
Cin	0	0	0	0	0	0	2	0	x	2	7	1	

WP - Derringer (2-1), LP - Newsom (2-1), Save - None
HR - None

Detroit Batting

Player	AVG	G	AB	R	H	HR	RBI
Averill	.000	3	3	0	0	0	0
Bartell	.269	7	26	2	7	0	3
Campbell	.360	7	25	4	9	1	5
Croucher	.000	1	0	0	0	0	0
Fox	.000	1	1	0	0	0	0
Gehring	.214	7	28	3	6	0	1
Greenberg	.357	7	28	5	10	1	6
Higgins	.333	7	24	2	8	1	6
McCosky	.304	7	23	5	7	0	1
Sullivan	.154	5	13	2	0	0	0
Tebbetts	.000	4	11	0	0	0	0
York	.231	7	26	3	6	1	2

Detroit Pitching

Player	W-L	ERA	G	SV	IP	H	ER
Bridges	1-0	3.00	1	0	9.0	10	3
Gorsica	0-0	0.79	2	0	11.1	6	1
Hutchinson	0-0	9.00	1	0	1.0	1	1
McKain	0-0	3.00	1	0	3.0	4	1
Newsom	2-1	1.38	3	0	26.0	18	4
Rowe	0-2	17.18	2	0	3.2	12	7
Smith	0-0	2.25	1	0	4.0	1	1
Trout	0-1	9.00	1	0	2.0	6	2

Cincinnati Batting

Player	AVG	G	AB	R	H	HR	RBI
Arnovich	.000	1	1	0	0	0	0
Baker	.250	3	4	1	1	0	0
Craft	.000	1	1	0	0	0	0
Frey	.000	3	2	0	0	0	0
Goodman	.276	7	29	5	8	0	5
Joost	.200	7	25	0	5	0	2
Lombardi	.333	2	3	0	1	0	0
FMcCormick	.214	7	28	2	6	0	0
MMcCormick	.310	7	29	1	9	0	2
Myers	.130	7	23	0	3	0	2
Riggs	.000	3	3	1	0	0	0
Ripple	.333	7	21	3	7	1	6
Werber	.370	7	27	5	10	0	2
Wilson	.353	6	17	2	6	0	0

Cincinnati Pitching

Player	W-L	ERA	G	SV	IP	H	ER
Beggs	0-0	9.00	1	0	1.0	3	1
Derringer	2-1	2.79	3	0	19.1	17	6
Hutchings	0-0	9.00	1	0	1.0	2	1
Moore	0-0	3.24	3	0	8.1	8	3
Riddle	0-0	0.00	1	0	1.0	0	0
Thompson	0-1	16.20	1	0	3.1	8	6
Turner	0-1	7.50	1	0	6.0	8	5
Vander Meer	0-0	0.00	1	0	3.0	2	0
Walters	2-0	1.50	2	0	18.0	8	3

NL Standings

Cincinnati	100	53	.654	-
Brooklyn	88	65	.575	12.0
St. Louis	84	69	.549	16.0
Pittsburgh	78	76	.506	22.5
Chicago	75	79	.487	25.5
New York	72	80	.474	27.5
Boston	65	87	.428	34.5
Philadelphia	50	103	.327	50.0



1961 WORLD SERIES

NEW YORK YANKEES 4, CINCINNATI REDS 1

Game 1 @ NYY (Yankee Stadium) - Yankees 2, Reds 0

Oct. 4 - Elston Howard and Bill Skowron each belted solo homers to power Whitey Ford to his record eighth World Series victory.

New York Batting							
Player	AVG	G	AB	R	H	HR	RBI
Berra	.273	4	11	2	3	1	3
Blanchard	.400	4	10	4	4	2	3
Boyer	.267	5	15	0	4	0	3
Gardner	.000	1	1	0	0	0	0
Howard	.250	5	20	5	5	0	1
Kubek	.227	5	22	3	5	0	1
Lopez	.333	4	9	3	3	1	7
Mantle	.167	2	6	0	1	0	0
Maris	.105	5	19	4	2	1	2
Reed	.000	3	0	0	0	0	0
Richardson	.391	5	23	2	9	0	0
Skowron	.353	5	17	3	6	1	5

	1	2	3	4	5	6	7	8	9	R	H	E	Attendance
Cin	0	0	0	0	0	0	0	0	0	0	2	0	62,397
NYY	0	0	0	1	0	1	0	0	x	2	6	0	

WP - Ford (1-0), LP - O'Toole (0-1), Save - None
HR - Howard, Skowron

Game 2 @ NYY (Yankee Stadium) - Reds 6, Yankees 2

Oct. 5 - Joey Jay allowed the Yankees just 2 runs on 4 hits.

New York Pitching							
Player	W-L	ERA	G	SV	IP	H	ER
Arroyo	1-0	2.25	2	0	4.0	4	1
Coates	0-0	0.00	1	1	4.0	1	0
Daley	1-0	0.00	2	0	7.0	5	0
Ford	2-0	0.00	2	0	14.0	6	0
Stafford	0-0	2.70	1	0	6.2	7	2
Terry	0-1	4.82	2	0	9.1	12	5

	1	2	3	4	5	6	7	8	9	R	H	E	Attendance
Cin	0	0	0	2	1	1	0	2	0	6	9	0	63,093
NYY	0	0	0	2	0	0	0	0	0	2	4	3	

WP - Jay (1-0), LP - Terry (0-1), Save - None
HR - Coleman, Berra

Game 3 @ CIN (Crosley Field) - Yankees 3, Reds 2

Oct. 7 - Johnny Blanchard delivered a clutch pinch-hit homer in the eighth inning to tie the game at 2-2...Roger Maris then won the game with a homer in the ninth.

Cincinnati Batting							
Player	AVG	G	AB	R	H	HR	RBI
Bell	.000	3	3	0	0	0	0
Blasingame	.143	3	7	1	1	0	0
Cardenas	.333	3	3	0	1	0	0
Chacon	.250	4	12	2	3	0	0
Coleman	.250	5	20	2	5	1	2
Edwards	.364	3	11	1	4	0	2
Freese	.063	5	16	0	1	0	0
Gernert	.000	4	4	0	0	0	0
Johnson	.500	2	4	0	2	0	0
Kasko	.318	5	22	1	7	0	1
Lynch	.000	4	3	0	0	0	0
Pinson	.091	5	22	0	2	0	0
Post	.333	5	18	3	6	1	2
Robinson	.200	5	15	3	3	1	4
Zimmerman	.000	2	0	0	0	0	0

	1	2	3	4	5	6	7	8	9	R	H	E	Attendance
NYY	0	0	0	0	0	0	1	1	1	3	6	1	32,589
Cin	0	0	1	0	0	0	1	0	0	2	8	0	

WP - Arroyo (1-0), LP - Purkey (0-1), Save - None
HR - Maris, Blanchard

Game 4 @ CIN (Crosley Field) - Yankees 7, Reds 0

Oct. 8 - Whitey Ford combined with Jim Coates to blank the Reds on 5 hits...Ford left the contest in the sixth inning, but not before he extended his World Series scoreless streak to 32.0 innings, eclipsing Babe Ruth's record of 29.2 innings.

Cincinnati Pitching							
Player	W-L	ERA	G	SV	IP	H	ER
Brosnan	0-0	7.50	3	0	6.0	9	5
Henry	0-0	19.29	2	0	2.1	4	5
Hunt	0-0	0.00	1	0	1.0	0	0
Jay	1-1	5.59	2	0	9.2	8	6
Johnson	0-0	0.00	1	0	0.2	0	0
Jones	0-0	0.00	1	0	0.2	0	0
Maloney	0-0	27.00	1	0	0.2	4	2
O'Toole	0-2	3.00	2	0	12.0	11	4
Purkey	0-1	1.64	2	0	11.0	6	2

	1	2	3	4	5	6	7	8	9	R	H	E	Attendance
NYY	0	0	0	1	1	2	3	0	0	7	11	0	32,589
Cin	0	0	0	0	0	0	0	0	0	0	5	1	

WP - Ford (2-0), LP - O'Toole (0-2), Save - Coates (1)
HR - None

Game 5 @ CIN (Crosley Field) - Yankees 13, Reds 5

Oct. 9 - With Mickey Mantle and Yogi Berra out of the lineup with injuries, the Yankees resorted to the bench and erupted for 6 runs in the first 2 innings...Hector Lopez drove in 5 runs as the Yankees pounded out 15 hits off 8 Reds pitchers.

	1	2	3	4	5	6	7	8	9	R	H	E	Attendance
NYY	5	1	0	5	0	2	0	0	0	13	15	1	32,589
Cin	0	0	3	0	2	0	0	0	0	5	11	3	

WP - Daley (1-0), LP - Jay (1-1), Save - None
HR - Blanchard, Lopez, Robinson, Post

NL Standings

Cincinnati	93	61	.604	-
Los Angeles	89	65	.578	4.0
San Francisco	85	69	.552	8.0
Milwaukee	83	71	.539	10.0
St. Louis	80	74	.519	13.0
Pittsburgh	75	79	.487	18.0
Chicago	64	90	.416	29.0
Philadelphia	47	107	.305	46.0



1970 NLCS

CINCINNATI REDS 3, PITTSBURGH PIRATES 0

Game 1 @ PIT (Three Rivers Stadium) - Reds 3, Pirates 0 (10)

Oct. 3 - Pete Rose's run-scoring single in the 10th inning, followed by Lee May's 2-run double, ended a scoreless pitching duel between Gary Nolan and Dock Ellis.

Pittsburgh Batting							
Player	AVG	G	AB	R	H	HR	RBI
Alley	.000	2	7	0	0	0	0
Alou	.250	3	12	1	3	0	0
Cash	.125	2	8	1	1	0	0
Clemente	.214	3	14	1	3	0	1
Hebner	.667	2	6	0	4	0	0
Jeter	.000	3	2	0	0	0	0
Mazeroski	.000	1	2	0	0	0	0
Oliver	.250	2	8	0	2	0	1
Pagan	.333	1	3	0	1	0	0
Patek	.000	1	3	0	0	0	0
Robertson	.200	2	5	0	1	0	0
Sanguillen	.167	3	12	0	2	0	0
Stargell	.500	3	12	0	6	0	1

	1	2	3	4	5	6	7	8	9	10	R	H	E	Attendance
Cin	0	0	0	0	0	0	0	0	3	3	9	0		33,088
Pit	0	0	0	0	0	0	0	0	0	0	8	0		

WP - Nolan (1-0), LP - Ellis (0-1), Save - Carroll (1)
HR - None

Game 2 @ PIT (Three Rivers Stadium) - Reds 3, Pirates 1

Oct. 4 - Bobby Tolan collected 3 hits, including a homer, and scored all 3 Reds runs...starter Jim Merritt earned his seventh straight win over the Pirates...19-year-old Don Gullett tossed 3.1 hitless frames for the save.

Pittsburgh Pitching							
Player	W-L	ERA	G	SV	IP	H	ER
Ellis	0-1	2.79	1	0	9.2	9	3
Gibbon	0-0	0.00	2	0	0.1	1	0
Giusti	0-0	3.86	2	0	2.1	3	1
Moose	0-1	3.52	1	0	7.2	4	3
Walker	0-1	1.29	1	0	7.0	5	1

	1	2	3	4	5	6	7	8	9	R	H	E	Attendance
Cin	0	0	1	0	1	0	0	1	0	3	8	1	39,317
Pit	0	0	0	0	1	0	0	0	0	1	5	2	

WP - Merritt (1-0), LP - Walker (0-1), Save - Gullett (1)
HR - Tolan

Game 3 @ CIN (Riverfront Stadium) - Reds 3 - Pirates 2

Oct. 5 - Pinch-hitter Ty Cline walked in the eighth inning and scored on back-to-back singles by Pete Rose and Bobby Tolan to put the Reds in the lead...Milt Wilcox picked up the victory in relief of Tony Cloninger.

Cincinnati Batting							
Player	AVG	G	AB	R	H	HR	RBI
Bench	.222	3	9	2	2	1	1
Bravo	.000	1	1	0	0	0	0
Carbo	.000	2	6	0	0	0	0
Cline	1.000	2	1	2	1	0	0
Concepcion	.000	3	0	0	0	0	0
Helms	.273	3	11	0	3	0	0
May	.167	3	12	0	2	0	2
McRae	.000	2	4	0	0	0	0
Perez	.333	3	12	1	4	1	2
Rose	.231	3	13	1	3	0	1
Stewart	.000	1	2	0	0	0	0
Tolan	.417	3	12	3	5	1	2
Woodward	.100	3	10	0	1	0	0

	1	2	3	4	5	6	7	8	9	R	H	E	Attendance
Pit	1	0	0	0	1	0	0	0	0	2	10	0	40,538
Cin	2	0	0	0	0	0	0	1	x	3	5	0	

WP - Wilcox (1-0), LP - Moose (0-1), Save - Gullett (2)
HR - Perez, Bench

Cincinnati Pitching							
Player	W-L	ERA	G	SV	IP	H	ER
Carroll	0-0	0.00	2	1	1.1	2	0
Cloninger	0-0	5.40	1	0	5.0	7	2
Granger	0-0	0.00	1	0	0.2	1	0
Gullett	0-0	0.00	2	2	3.2	1	0
Merritt	1-0	1.69	1	0	5.1	3	1
Nolan	1-0	0.00	1	0	9.0	8	0
Wilcox	1-0	0.00	1	0	3.0	1	0



NL West Standings

Cincinnati	102	60	.630	-
Los Angeles	87	74	.540	14.5
San Francisco	86	76	.531	16.0
Houston	79	83	.488	23.0
Atlanta	76	86	.469	26.0
San Diego	63	99	.389	39.0


1970 WORLD SERIES
BALTIMORE ORIOLAS 4, CINCINNATI REDS 1
Game 1 @ CIN (Riverfront Stadium) - Orioles 4, Reds 3

Oct. 10 - Boog Powell hit a 2-run homer and Ellie Hendricks and Brooks Robinson added solo shots as the Orioles overcame an early 3-0 deficit... Jim Palmer pitched 8.2 innings, allowing just 3 runs on 5 hits.

	1	2	3	4	5	6	7	8	9	R	H	E	Attendance
Bal	0	0	0	2	1	0	1	0	0	4	7	2	51,531
Cin	1	0	2	0	0	0	0	0	0	3	5	0	

WP - Palmer (1-0), **LP** - Nolan (0-1), **Save** - Richert (1)
HR - Powell, B. Robinson, Hendricks, May

Game 2 @ CIN (Riverfront Stadium) - Orioles 6, Reds 5

Oct. 11 - For the second straight game the Reds jumped out to a 3-0 lead but could not hold on...the Orioles scored 5 runs in the fifth inning... Boog Powell blasted his second homer of the series and Ellie Hendricks added a 2-run double.

	1	2	3	4	5	6	7	8	9	R	H	E	Attendance
Bal	0	0	0	1	5	0	0	0	0	6	10	2	51,531
Cin	3	0	1	0	0	1	0	0	0	5	7	0	

WP - Phoebus (1-0), **LP** - Wilcox (0-1), **Save** - Hall (1)
HR - Powell, Tolan, Bench

Game 3 @ BAL (Memorial Stadium) - Orioles 9, Reds 3

Oct. 13 - Dave McNally went the distance for the O's and hit a grand slam in the sixth inning...Brooks Robinson made 2 great defensive plays.

	1	2	3	4	5	6	7	8	9	R	H	E	Attendance
Cin	0	1	0	0	0	0	2	0	0	3	9	0	51,773
Bal	2	0	1	0	1	4	1	0	x	9	10	1	

WP - McNally (1-0), **LP** - Cloninger (0-1), **Save** - None
HR - Buford, F. Robinson, McNally

Game 4 @ BAL (Memorial Stadium) - Reds 6, Orioles 5

Oct. 14 - Lee May's clutch 3-run homer in the eighth inning sent the Reds to their only victory of the Series and snapped the Orioles' 17-game winning streak...Clay Carroll picked up the victory in relief.

	1	2	3	4	5	6	7	8	9	R	H	E	Attendance
Cin	0	1	1	0	1	0	0	3	0	6	8	3	53,007
Bal	0	1	3	0	0	1	0	0	0	5	8	0	

WP - Carroll (1-0), **LP** - Watt (0-1), **Save** - None
HR - Rose, May, B. Robinson

Game 5 @ BAL (Memorial Stadium) - Orioles 9, Reds 3

Oct. 15 - The Orioles overcame a 3-run deficit for the third time in the Series and coasted to a 9-3 win and a World Series championship...Baltimore's Frank Robinson and Merv Rettenmund each homered and drove in 2 runs...pitcher Mike Cuellar allowed only 2 hits after the first inning.

	1	2	3	4	5	6	7	8	9	R	H	E	Attendance
Cin	3	0	0	0	0	0	0	0	0	3	6	0	45,341
Bal	2	2	2	0	1	0	0	2	x	9	15	0	

WP - Cuellar (1-0), **LP** - Merritt (0-1), **Save** - None
HR - F. Robinson, Rettenmund

Baltimore Batting							
Player	AVG	G	AB	R	H	HR	RBI
Belanger	.105	5	19	0	2	0	1
Blair	.474	5	19	5	9	0	3
Buford	.267	4	15	3	4	1	1
Etchebarren	.143	2	7	1	1	0	0
Hendricks	.364	3	11	1	4	1	4
Johnson	.313	5	16	2	5	0	2
Powell	.294	5	17	6	5	2	5
Rettenmund	.400	2	5	2	2	1	2
BRobinson	.429	5	21	5	9	2	6
FRobinson	.273	5	22	5	6	2	4
Salmon	1.000	1	1	1	1	0	0

Baltimore Pitching							
Player	W-L	ERA	G	SV	IP	H	ER
Cuellar	1-0	3.18	2	0	11.1	10	4
Drabosky	0-0	2.70	2	0	3.1	2	1
Hall	0-0	0.00	1	1	2.1	0	0
Lopez	0-0	0.00	1	0	0.1	0	0
McNally	1-0	3.00	1	0	9.0	9	3
Palmer	1-0	4.60	2	0	15.2	11	8
Phoebus	1-0	0.00	1	0	1.2	1	0
Richert	0-0	0.00	1	1	0.1	0	0
Watt	0-1	9.00	1	0	1.0	2	1

Cincinnati Batting							
Player	AVG	G	AB	R	H	HR	RBI
Bench	.211	5	19	3	4	1	3
Bravo	.000	4	2	0	0	0	0
Carbo	.000	4	8	0	0	0	0
Chaney	.000	3	1	0	0	0	0
Cline	.333	3	3	0	1	0	0
Concepcion	.333	3	9	0	3	0	3
Corrales	.000	1	1	0	0	0	0
Helms	.222	5	18	1	4	0	0
May	.389	5	18	6	7	2	8
McRae	.455	3	11	1	5	0	3
Perez	.056	5	18	2	1	0	0
Rose	.250	5	20	2	5	1	2
Stewart	.000	2	2	0	0	0	0
Tolan	.211	5	19	5	4	1	1
Woodward	.200	4	5	0	1	0	0

Cincinnati Pitching							
Player	W-L	ERA	G	SV	IP	H	ER
Carroll	1-0	0.00	4	0	9.0	5	0
Cloninger	0-1	7.36	2	0	7.1	10	6
Granger	0-0	33.75	2	0	1.1	7	5
Gullett	0-0	1.35	3	0	6.2	5	1
McGlothlin	0-0	8.31	1	0	4.1	6	4
Merritt	0-1	21.60	1	0	1.2	3	4
Nolan	0-1	7.71	2	0	9.1	9	8
Washburn	0-0	13.50	1	0	1.1	2	2
Wilcox	0-1	9.00	2	0	2.0	3	2



1972 NLCS

CINCINNATI REDS 3, PITTSBURGH PIRATES 2

Game 1 @ PIT (Three Rivers Stadium) - Pirates 5, Reds 1

Oct. 7 - Joe Morgan hit a solo homer off Steve Blass in the first inning, but the Pirates came up with 3 runs in their half of the first and coasted to a 5-1 win.

	1	2	3	4	5	6	7	8	9	R	H	E	Attendance
Cin	1	0	0	0	0	0	0	0	0	1	8	0	50,476
Pit	3	0	0	0	2	0	0	0	x	5	6	0	

WP - Blass (1-0), LP - Gullett (0-1), Save - Hernandez (1)
HR - Morgan, Oliver

Game 2 @ PIT (Three Rivers Stadium) - Reds 5, Pirates 3

Oct. 8 - Pirates starter Bob Moose failed to retire a batter as the Reds led off the game with 5 straight hits en route to a 4-run first inning.

	1	2	3	4	5	6	7	8	9	R	H	E	Attendance
Cin	4	0	0	0	0	0	1	0	0	5	8	1	50,584
Pit	0	0	0	1	1	1	0	0	0	3	7	1	

WP - Hall (1-0), LP - Moose (0-1), Save - None
HR - Morgan

Game 3 @ CIN (Riverfront Stadium) - Pirates 3, Reds 2

Oct. 9 - Manny Sanguillen homered for the first Pittsburgh run, then drove in the tie-breaking run in the eighth inning.

	1	2	3	4	5	6	7	8	9	R	H	E	Attendance
Pit	0	0	0	0	1	0	1	1	0	3	7	0	52,420
Cin	0	0	2	0	0	0	0	0	0	2	8	1	

WP - Kison (1-0), LP - Carroll (0-1), Save - Giusti (1)
HR - Sanguillen

Game 4 @ CIN (Riverfront Stadium) - Reds 7, Pirates 1

Oct. 10 - Starter Ross Grimsley shut down the Pirates in a complete-game effort, allowing the Bucs just 1 run on 2 hits.

	1	2	3	4	5	6	7	8	9	R	H	E	Attendance
Pit	0	0	0	0	0	0	1	0	0	1	2	3	39,447
Cin	1	0	0	2	0	2	2	0	x	7	11	1	

WP - Grimsley (1-0), LP - Ellis (0-1), Save - None
HR - Clemente

Game 5 @ CIN (Riverfront Stadium) - Reds 4, Pirates 3

Oct. 11 - With the Bucs leading 3-2 in the bottom of the ninth inning, Johnny Bench belted a solo homer off Dave Giusti to tie the game at 3-3... Tony Perez and Denis Menke followed with singles, chasing Giusti from the game... with Bob Moose on the mound and George Foster at third base pinch-running for Perez, Moose uncorked a wild pitch that scored Foster with the winning run.

	1	2	3	4	5	6	7	8	9	R	H	E	Attendance
Pit	0	2	0	1	0	0	0	0	0	3	8	0	41,887
Cin	0	0	1	0	1	0	0	0	2	4	7	1	

WP - Carroll (1-1), LP - Giusti (0-1), Save - None
HR - Bench, Geronimo

Pittsburgh Batting

Player	AVG	G	AB	R	H	HR	RBI
Alley	.000	5	16	1	0	0	0
Cash	.211	5	19	0	4	0	0
Clemente	.235	5	17	1	4	1	2
Clines	.000	3	2	1	0	0	0
Davalillo	.000	1	0	0	0	0	0
Hebner	.188	5	16	2	3	0	1
May	.500	1	2	0	1	0	1
Mazeroski	.500	2	2	0	1	0	0
Oliver	.250	5	20	3	5	1	3
Robertson	.000	4	0	0	0	0	0
Sanguillen	.313	5	16	4	5	1	2
Stargell	.063	5	16	1	1	0	1
Stennett	.286	5	21	2	6	0	1

Pittsburgh Pitching

Player	W-L	ERA	G	SV	IP	H	ER
Blass	1-0	1.72	2	0	15.2	12	3
Briles	0-0	3.00	1	0	6.0	6	2
Ellis	0-1	0.00	1	0	5.0	5	0
Giusti	0-1	6.75	3	1	2.2	5	2
Hernandez	0-0	2.70	3	1	3.1	1	1
Johnson	0-0	3.00	2	0	6.0	4	2
Kison	1-0	0.00	2	0	2.1	1	0
Miller	0-0	0.00	1	0	1.0	0	0
Moose	0-1	54.00	1	0	1.0	3	2
Walker	0-0	18.00	1	0	1.0	3	2

Cincinnati Batting


Player	AVG	G	AB	R	H	HR	RBI
Bench	.333	5	18	3	6	1	2
Chaney	.188	5	16	3	3	0	1
Concepcion	.000	3	2	0	0	0	0
Foster	.000	1	0	1	0	0	0
Geronimo	.100	5	20	2	2	1	1
Hague	.000	3	1	0	0	0	0
McRae	.000	1	0	0	0	0	0
Menke	.250	5	16	1	4	0	0
Morgan	.263	5	19	5	5	2	3
Perez	.200	5	20	0	4	0	2
Rose	.450	5	20	1	9	0	2
Tolan	.238	5	21	3	5	0	4
Uhlender	.500	2	2	0	1	0	0

Cincinnati Pitching

Player	W-L	ERA	G	SV	IP	H	ER
Billingham	0-0	3.86	1	0	4.2	5	2
Borbon	0-0	2.08	3	0	4.1	2	1
Carroll	1-1	3.38	2	0	2.2	2	1
Grimsley	1-0	1.00	1	0	9.0	2	1
Gullett	0-1	8.00	2	0	9.0	12	8
Hall	1-0	1.23	2	0	7.1	3	1
McGlothin	0-0	0.00	1	0	1.0	0	0
Nolan	0-0	1.50	1	0	6.0	4	1

NL West Standings

Cincinnati	95	59	.617	-
Houston	84	69	.549	10.5
Los Angeles	85	70	.548	10.5
Atlanta	70	84	.455	25.0
San Francisco	69	86	.445	26.5
San Diego	58	95	.379	36.5


1972 WORLD SERIES
OAKLAND A'S 4, CINCINNATI REDS 3
Game 1 @ CIN (Riverfront Stadium) - A's 3, Reds 2

Oct. 14 - Gene Tenace became the first player in history to homer in each of his first 2 World Series at bats.

	1	2	3	4	5	6	7	8	9	R	H	E	Attendance
Oak	0	2	0	0	1	0	0	0	0	3	4	0	52,918
Cin	0	1	0	1	0	0	0	0	0	2	7	0	

WP - Holtzman (1-0), LP - Nolan (0-1), Save - Blue (1)
HR - Tenace 2

Game 2 @ CIN (Riverfront Stadium) - A's 2, Reds 1

Oct. 15 - Hal McRae cut Cincinnati's deficit in half with a 2-out RBI single in the bottom of the ninth inning, but Rollie Fingers entered the game for a 1-out save.

	1	2	3	4	5	6	7	8	9	R	H	E	Attendance
Oak	0	1	1	0	0	0	0	0	0	2	9	2	53,224
Cin	0	0	0	0	0	0	0	0	1	1	6	0	

WP - Hunter (1-0), LP - Grimsley (0-1), Save - Fingers (1)
HR - Rudi

Game 3 @ OAK (Oakland-Alameda County Coliseum) - Reds 1, A's 0

Oct. 17 - Cesar Geronimo finally broke a 0-0 tie when his single in the top of the seventh inning scored Tony Perez.

	1	2	3	4	5	6	7	8	9	R	H	E	Attendance
Cin	0	0	0	0	0	0	1	0	0	1	4	2	49,410
Oak	0	0	0	0	0	0	0	0	0	0	3	2	

WP - Billingham (1-0), LP - Odom (0-1), Save - Carroll (1)
HR - None

Game 4 @ OAK (Oakland-Alameda County Coliseum) - A's 3, Reds 2

Oct. 19 - The Reds lost their 2-1 lead in the bottom of the ninth inning when the A's strung together 4 consecutive 1-out singles.

	1	2	3	4	5	6	7	8	9	R	H	E	Attendance
Cin	0	0	0	0	0	0	0	2	0	2	7	1	49,410
Oak	0	0	0	0	1	0	0	0	2	3	10	1	

WP - Fingers (1-0), LP - Carroll (0-1), Save - None
HR - Tenace

Game 5 @ OAK (Oakland-Alameda County Coliseum) - Reds 5, A's 4

Oct. 20 - Bobby Tolan tied the game at 4-4 with an RBI single in the eighth inning and Pete Rose provided the winning hit in the ninth.

	1	2	3	4	5	6	7	8	9	R	H	E	Attendance
Cin	1	0	0	1	1	0	0	1	1	5	8	0	49,410
Oak	0	3	0	1	0	0	0	0	0	4	7	2	

WP - Grimsley (1-1), LP - Fingers (1-1), Save - Billingham (1)
HR - Rose, Menke, Tenace

Game 6 @ CIN (Riverfront Stadium) - Reds 8, A's 1

Oct. 21 - After the first 5 games were decided by a single run, the Reds used a 5-run seventh inning to earn the series' only lopsided victory.

	1	2	3	4	5	6	7	8	9	R	H	E	Attendance
Oak	0	0	0	0	1	0	0	0	0	1	7	1	52,737
Cin	0	0	0	1	1	5	0	x		8	10	0	

WP - Grimsley (2-1), LP - Blue (0-1), Save - Hall (1)
HR - Bench

Game 7 @ CIN (Riverfront Stadium) - A's 3, Reds 2

Oct. 22 - Four Oakland pitchers combined to scatter only 4 hits as the A's earned their first World Series title since 1930.

	1	2	3	4	5	6	7	8	9	R	H	E	Attendance
Oak	1	0	0	0	0	2	0	0	0	3	6	1	56,040
Cin	0	0	0	0	1	0	0	1	0	2	4	2	

WP - Hunter (2-0), LP - Borbon (0-1), Save - Fingers (2)
HR - None

Oakland Batting							
Player	AVG	G	AB	R	H	HR	RBI
Alou	.042	7	24	0	1	0	0
Bando	.269	7	26	2	7	0	1
Campaneris	.179	7	28	1	5	0	0
Duncan	.200	3	5	0	1	0	0
Epstein	.000	6	16	1	0	0	0
Green	.333	7	18	0	6	0	1
Hegan	.200	6	5	0	1	0	0
Hendrick	.133	5	15	3	2	0	0
Kubiak	.333	4	3	0	1	0	0
Lewis	.000	6	0	2	0	0	0
Mangual	.300	4	10	1	3	0	1
Marquez	.600	5	5	0	3	0	1
Mincher	1.000	3	1	0	1	0	1
Rudi	.240	7	25	1	6	1	1
Tenace	.348	7	23	5	8	4	9

Oakland Pitching							
Player	W-L	ERA	G	SV	IP	H	ER
Blue	0-1	4.15	4	1	8.2	8	4
Fingers	1-1	1.74	6	2	10.1	4	2
Hamilton	0-0	6.75	2	0	1.1	2	1
Holtzman	1-0	2.13	3	0	12.2	11	3
Horlen	0-0	27.00	1	0	1.1	3	4
Hunter	2-0	2.81	3	0	16.0	12	5
Locker	0-0	0.00	1	0	0.1	1	0
Odom	0-1	1.59	2	0	11.1	5	2

Cincinnati Batting							
Player	AVG	G	AB	R	H	HR	RBI
Bench	.261	7	23	4	6	1	1
Chaney	.000	4	7	0	0	0	0
Concepcion	.308	6	13	2	4	0	2
Foster	.000	2	0	0	0	0	0
Geronimo	.158	7	19	1	3	0	3
Hague	.000	3	3	0	0	0	0
Javier	.000	4	2	0	0	0	0
McRae	.444	5	9	1	4	0	2
Menke	.083	7	24	1	2	1	2
Morgan	.125	7	24	4	3	0	1
Perez	.435	7	23	3	10	0	2
Rose	.214	7	28	3	6	1	2
Tolan	.269	7	26	2	7	0	6

Cincinnati Pitching							
Player	W-L	ERA	G	SV	IP	H	ER
Billingham	1-0	0.00	3	1	13.2	6	0
Borbon	0-1	3.86	6	0	7.0	7	3
Carroll	0-1	1.59	5	1	5.2	6	1
Grimsley	2-1	2.57	4	0	7.0	7	2
Gullett	0-0	1.29	1	0	7.0	5	1
Hall	0-0	0.00	4	1	8.1	6	0
McGlothlin	0-0	12.00	1	0	3.0	2	4
Nolan	0-1	3.38	2	0	10.2	7	4



1973 NLCS

NEW YORK METS 3, CINCINNATI REDS 2

Game 1 @ CIN (Riverfront Stadium) - Reds 2, Mets 1

Oct. 6 - Tom Seaver set a league playoff record by striking out 13 Reds, but after 7 scoreless innings he allowed a solo homer to Pete Rose in the eighth inning and another solo blast to Johnny Bench in the ninth.

New York Batting							
Player	AVG	G	AB	R	H	HR	RBI
Boswell	.000	1	1	0	0	0	0
Garrett	.087	5	23	1	2	0	1
Grote	.211	5	19	2	4	0	2
Hahn	.235	5	17	2	4	0	1
Harrelson	.167	5	18	1	3	0	2
Jones	.300	5	20	3	6	0	3
Kranepool	.500	1	2	0	1	0	2
Mays	.333	1	3	1	1	0	1
Millan	.316	5	19	5	6	0	2
Milner	.176	5	17	2	3	0	1
Staub	.200	4	15	4	3	3	5

	1	2	3	4	5	6	7	8	9	R	H	E	Attendance
NYM	0	1	0	0	0	0	0	0	0	1	3	0	53,431
Cin	0	0	0	0	0	0	0	1	1	2	6	0	

WP - Borbon (1-0), LP - Seaver (0-1), Save - None
HR - Rose, Bench

Game 2 @ CIN (Riverfront Stadium) - Mets 5, Reds 0

Oct. 7 - Jon Matlack pitched a 2-hitter and struck out 9 batters as the Reds were blanked for the first time in NLCS play.

New York Pitching							
Player	W-L	ERA	G	SV	IP	H	ER
Koosman	1-0	2.00	1	0	9.0	8	2
Matlack	1-0	0.00	1	0	9.0	2	0
McGraw	0-0	0.00	2	1	5.0	4	0
Parker	0-1	9.00	1	0	1.0	1	1
Seaver	1-1	1.62	2	0	16.2	13	3
Stone	0-0	1.35	1	0	6.2	3	1

	1	2	3	4	5	6	7	8	9	R	H	E	Attendance
NYM	0	0	0	1	0	0	0	4	5	7	7	0	54,041
Cin	0	0	0	0	0	0	0	0	0	2	2	0	

WP - Matlack (1-0), LP - Gullett (0-1), Save - None
HR - Staub

Game 3 @ NYM (Shea Stadium) - Mets 9, Reds 2

Oct. 8 - Rusty Staub homered in his first 2 times at the plate to lead starter Jerry Koosman to an easy 9-2 victory...twice the game was marred by bench-clearing brawls, triggered when Pete Rose slid into Bud Harrelson at second base in the fifth inning.

Cincinnati Batting							
Player	AVG	G	AB	R	H	HR	RBI
Armbrister	.167	3	6	0	1	0	0
Bench	.263	5	19	1	5	1	1
Chaney	.000	5	9	0	0	0	0
Crosby	.500	2	2	0	1	0	0
Driessen	.167	4	12	0	2	0	1
Gagliano	.000	3	3	0	0	0	0
Geronimo	.067	4	15	0	1	0	0
Griffey	.143	3	7	0	1	0	0
King	.500	3	2	0	1	0	0
Kosco	.300	3	10	0	3	0	0
Menke	.222	3	9	1	2	1	1
Morgan	.100	5	20	1	2	0	1
Perez	.091	5	22	1	2	1	2
Rose	.381	5	21	3	8	2	2
Stahl	.500	4	4	1	2	0	0

	1	2	3	4	5	6	7	8	9	R	H	E	Attendance
Cin	0	0	2	0	0	0	0	0	0	2	8	1	53,967
NYM	1	5	1	2	0	0	0	0	x	9	11	1	

WP - Koosman (1-0), LP - Grimsley (0-1), Save - None
HR - Menke, Staub 2

Game 4 @ NYM (Shea Stadium) - Reds 2, Mets 1 (12)

Oct. 9 - Tony Perez tied the game at 1-1 in the seventh with his first homer of the NLCS...Pete Rose hit a home run off Harry Parker in the 12th inning.

Cincinnati Pitching							
Player	W-L	ERA	G	SV	IP	H	ER
Billingham	0-1	4.50	2	0	12.0	9	6
Borbon	1-0	0.00	4	1	4.2	3	0
Carroll	1-0	1.29	3	0	7.0	5	1
Grimsley	0-1	12.27	2	0	3.2	7	5
Gullett	0-1	2.00	3	0	9.0	4	2
Hall	0-0	67.50	3	0	0.2	3	5
Nelson	0-0	0.00	1	0	2.1	0	0
Norman	0-0	1.80	1	0	5.0	1	1
Tomlin	0-0	16.20	1	0	1.2	5	3

	1	2	3	4	5	6	7	8	9	10	11	12	R	H	E	Attendance	
Cin	0	0	0	0	0	1	0	0	0	1	2	8	0	2	8	0	50,786
NYM	0	0	1	0	0	0	0	0	0	0	0	0	1	3	1		

WP - Carroll (1-0), LP - Parker (0-1), Save - Borbon (1)
HR - Rose, Perez

Game 5 @ NYM (Shea Stadium) - Mets 7, Reds 2

Oct. 10 - The Mets broke the game open with a 4-run fifth inning en route to their second pennant.

	1	2	3	4	5	6	7	8	9	R	H	E	Attendance
Cin	0	0	1	0	1	0	0	0	0	2	7	1	50,323
NYM	2	0	0	0	4	1	0	0	x	7	13	1	

WP - Seaver (1-1), LP - Billingham (0-1), Save - None
HR - None

NL West Standings

Cincinnati	99	63	.611	-
Los Angeles	95	66	.590	3.5
San Francisco	88	74	.543	11.0
Houston	82	80	.506	17.0
Atlanta	76	85	.472	22.5
San Diego	60	102	.370	39.0



1975 NLCS

CINCINNATI REDS 3, PITTSBURGH PIRATES 0

Game 1 @ CIN (Riverfront Stadium) - Reds 8, Pirates 3

Oct. 4 - Don Gullett held the Pirates to just 3 runs on 8 hits in 9 innings and helped his own cause with a homer, single and 3 RBI.

	1	2	3	4	5	6	7	8	9	R	H	E	Attendance
Pit	0	2	0	0	0	0	0	0	1	3	8	0	54,633
Cin	0	1	3	0	4	0	0	0	x	8	11	0	

WP - Gullett (1-0), LP - Reuss (0-1), Save - None
HR - Gullett

Game 2 @ CIN (Riverfront Stadium) - Reds 6, Pirates 1

Oct. 5 - Tony Perez drove in 3 runs with a 2-run homer and RBI-single and Fred Norman tossed 6 innings of 4-hit, 1-run ball...Reds base runners stole 7 bases to establish a League Championship Series record.

	1	2	3	4	5	6	7	8	9	R	H	E	Attendance
Pit	0	0	0	1	0	0	0	0	0	1	5	0	54,752
Cin	2	0	0	2	0	1	0	x		6	12	1	

WP - Norman (1-0), LP - Rooker (0-1), Save - Eastwick (1)
HR - Perez

Game 3 @ PIT (Three Rivers Stadium) - Reds 5, Pirates 3 (10)

Oct. 7 - The Reds took a 3-2 lead in the eighth inning on a Pete Rose 2-run homer only to see the Pirates tie the game in the ninth when Reds hurler Rawly Eastwick walked in the tying run with 2 out and the bases loaded...in the 10th, the Reds scored 2 runs to take the series and ruin the 14-strikeout performance of rookie John Candelaria.

	1	2	3	4	5	6	7	8	9	10	R	H	E	Attendance
Cin	0	1	0	0	0	0	0	2	0	2	5	6	0	46,355
Pit	0	0	0	0	0	2	0	0	1	0	3	7	2	

WP - Eastwick (1-0), LP - Hernandez (0-1), Save - Borbon (1)
HR - Rose, Concepcion, Oliver

Pittsburgh Batting

Player	AVG	G	AB	R	H	HR	RBI
Dyer	.000	1	0	0	0	0	1
Hebner	.333	3	12	2	4	0	2
Kirkpatrick	.000	2	2	0	0	0	0
Oliver	.182	3	11	1	2	1	2
Parker	.000	3	10	2	0	0	0
Randolph	.000	2	2	1	0	0	0
Reynolds	.000	2	1	0	0	0	0
Robertson	.500	3	2	0	1	0	1
Robinson	.000	2	2	0	0	0	0
Sanguillen	.167	3	12	0	2	0	0
Stargell	.182	3	11	1	2	0	0
Stennett	.214	3	14	0	3	0	0
Taveras	.143	3	7	0	1	0	1
Zisk	.500	3	10	0	5	0	0

Pittsburgh Pitching

Player	W-L	ERA	G	SV	IP	H	ER
Brett	0-0	0.00	2	0	2.1	1	0
Candelaria	0-0	3.52	1	0	7.2	3	3
Demery	0-0	18.00	1	0	2.0	4	4
Ellis	0-0	0.00	1	0	2.0	2	0
Giusti	0-0	0.00	1	0	1.1	0	0
Hernandez	0-1	27.00	1	0	0.2	3	2
Kison	0-0	4.50	1	0	2.0	2	1
Reuss	0-1	13.50	1	0	2.2	4	4
Rooker	0-1	9.00	1	0	4.0	7	4
Tekulve	0-0	6.75	2	0	1.1	3	1

Cincinnati Batting

Player	AVG	G	AB	R	H	HR	RBI
Armbrister	.000	2	0	0	0	0	1
Bench	.077	3	13	1	1	0	0
Concepcion	.455	3	11	2	5	1	1
Crowley	.000	1	0	0	0	0	0
Foster	.364	3	11	3	4	0	0
Geronimo	.000	3	10	0	0	0	1
Griffey	.333	3	12	4	4	0	4
Morgan	.273	3	11	2	3	0	1
Perez	.417	3	12	3	5	1	4
Rettenmund	.000	2	1	0	0	0	0
Rose	.357	3	14	3	5	1	2

Cincinnati Pitching

Player	W-L	ERA	G	SV	IP	H	ER
Borbon	0-0	0.00	1	1	1.0	0	0
Carroll	0-0	0.00	1	0	1.0	0	0
Eastwick	1-0	0.00	2	1	3.2	2	0
Gullett	1-0	3.00	1	0	9.0	8	3
McEnaney	0-0	6.75	1	0	1.1	1	1
Nolan	0-0	3.00	1	0	6.0	5	2
Norman	1-0	1.50	1	0	6.0	4	1

NL West Standings

Cincinnati	108	54	.667	-
Los Angeles	88	74	.543	20.0
San Francisco	80	81	.497	27.5
San Diego	71	91	.438	37.0
Atlanta	67	94	.416	40.5
Houston	64	97	.398	43.5





1975 WORLD SERIES

CINCINNATI REDS 4, BOSTON RED SOX 3

Game 1 @ BOS (Fenway Park) - Red Sox 6, Reds 0

Oct. 10 - Luis Tiant tossed a 5-hitter.

	1	2	3	4	5	6	7	8	9	R	H	E	Attendance
Cin	0	0	0	0	0	0	0	0	0	0	5	0	35,205
Bos	0	0	0	0	0	6	0	x	6	12	0		

WP - Tiant (1-0), LP - Gullett (0-1), Save - None

HR - None

Game 2 @ BOS (Fenway Park) - Reds 3, Red Sox 2

Oct. 11 - A pair of RBI singles in the ninth inning led the Reds' comeback.

	1	2	3	4	5	6	7	8	9	R	H	E	Attendance
Cin	0	0	0	1	0	0	0	0	2	3	7	1	35,205
Bos	1	0	0	0	1	0	0	0	0	2	7	0	

WP - Eastwick (1-0), LP - Drago (0-1), Save - None

HR - None

Game 3 @ CIN (Riverfront Stadium) - Reds 6, Red Sox 5 (10)

Oct. 14 - In the 10th, Ed Armbrister and Carlton Fisk collided on a bunt.

	1	2	3	4	5	6	7	8	9	10	R	H	E	Attendance
Bos	0	1	0	0	0	1	1	0	2	0	5	10	2	55,392
Cin	0	0	0	2	3	0	0	0	0	1	6	7	0	

WP - Eastwick (2-0), LP - Willoughby (0-1), Save - None

HR - Fisk, Evans, Bench, Concepcion, Geronimo, Carbo

Game 4 @ CIN (Riverfront Stadium) - Red Sox 5, Reds 4

Oct. 15 - Luis Tiant pitched his second complete game of the series.

	1	2	3	4	5	6	7	8	9	R	H	E	Attendance
Bos	0	0	0	5	0	0	0	0	0	5	11	1	55,667
Cin	2	0	0	2	0	0	0	0	0	4	9	1	

WP - Tiant (2-0), LP - Norman (0-1), Save - None

HR - None

Game 5 @ CIN (Riverfront Stadium) - Reds 6, Red Sox 2

Oct. 16 - Tony Perez's 3-run homer in the sixth sparked the Reds' offense.

	1	2	3	4	5	6	7	8	9	R	H	E	Attendance
Bos	1	0	0	0	0	0	0	1	2	5	0	0	56,393
Cin	0	0	0	1	1	3	0	1	x	6	8	0	

WP - Gullett (1-1), LP - Cleveland (0-1), Save - Eastwick (1)

HR - Perez 2

Game 6 @ BOS (Fenway Park) - Red Sox 7, Reds 6 (12)

Oct. 21 - In the 12th, Carlton Fisk homered off the left field foul pole.

	1	2	3	4	5	6	7	8	9	10	11	12	R	H	E	Attendance
Cin	0	0	0	0	3	0	2	1	0	0	0	0	6	14	0	35,205
Bos	3	0	0	0	0	0	0	3	0	0	0	1	7	10	1	

WP - Wise (1-0), LP - Darcy (0-1), Save - None

HR - Geronimo, Fisk, Lynn, Carbo

Game 7 @ BOS (Fenway Park) - Reds 4, Red Sox 3

Oct. 22 - Joe Morgan's ninth-inning single with 2 outs gave the Reds their first World Series title since 1940.

	1	2	3	4	5	6	7	8	9	R	H	E	Attendance
Cin	0	0	0	0	2	1	0	1	1	4	9	0	35,205
Bos	0	0	3	0	0	0	0	0	0	3	5	2	

WP - Carroll (1-0), LP - Burton (0-1), Save - McEnaney (1)

HR - Perez

Boston Batting										
Player	AVG	G	AB	R	H	HR	RBI			
Beniquez	.125	3	8	0	1	0	1			
Burleson	.292	7	24	1	7	0	2			
Carbo	.429	4	7	3	3	2	4			
Cooper	.053	5	19	0	1	0	1			
Doyle	.267	7	30	8	1	0	0			
Evans	.292	7	24	3	7	1	5			
Fisk	.240	7	25	5	6	2	4			
Griffin	.000	1	1	0	0	0	0			
Lynn	.280	7	25	3	7	1	5			
Miller	.000	3	2	0	0	0	0			
Montgomery	.000	1	1	0	0	0	0			
Petrocelli	.308	7	26	3	8	0	4			
Yastrzemski	.310	7	29	7	9	0	4			

Boston Pitching										
Player	W-L	ERA	G	SV	IP	H	ER			
Burton	0-1	9.00	2	0	1.0	1	1			
Cleveland	0-1	6.75	3	0	6.2	7	5			
Drago	0-1	2.25	2	0	4.0	3	1			
Lee	0-0	3.14	2	0	14.1	12	5			
Moret	0-0	0.00	2	0	1.2	2	0			
Pole	0-0	-	1	0	0.0	0	1			
Segui	0-0	0.00	1	0	1.0	0	0			
Tiant	2-0	3.60	3	0	25.0	25	10			
Willoughby	0-1	0.00	3	0	6.1	3	0			
Wise	1-0	8.44	2	0	5.1	6	5			

Cincinnati Batting										
Player	AVG	G	AB	R	H	HR	RBI			
Armbrister	.000	4	1	1	0	0	0			
Bench	.207	7	29	5	6	1	4			
Chaney	.000	2	2	0	0	0	0			
Concepcion	.179	7	28	3	5	1	4			
Crowley	.500	2	2	0	1	0	0			
Driessen	.000	2	2	0	0	0	0			
Foster	.276	7	29	1	8	0	2			
Geronimo	.280	7	25	3	7	2	3			
Grieffy	.269	7	26	4	7	0	4			
Morgan	.259	7	27	4	7	0	3			
Perez	.179	7	28	4	5	3	7			
Rettenmund	.000	3	3	0	0	0	0			
Rose	.370	7	27	3	10	0	2			

Cincinnati Pitching										
Player	W-L	ERA	G	SV	IP	H	ER			
Billingham	0-0	1.00	3	0	9.0	8	1			
Borbon	0-0	6.00	3	0	3.0	3	2			
Carroll	1-0	3.18	5	0	5.2	4	2			
Darcy	0-1	4.50	2	0	4.0	3	2			
Eastwick	2-0	2.25	5	1	8.0	6	2			
Gullett	1-1	4.34	3	0	18.2	19	9			
McEnaney	0-0	2.70	5	1	6.2	3	2			
Nolan	0-0	6.00	2	0	6.0	6	4			
Norman	0-1	9.00	2	0	4.0	8	4			

Pete Rose - World Series MVP

POS	G	AB	H	2B	3B	HR	R	RBI	AVG	OBP	SLG
3B g1	4	0	0	0	0	0	0	0	.000	.000	.000
3B g2	4	2	0	0	0	0	0	0	.500	.500	.500
3B g3	4	1	0	1	0	1	0	1	.250	.400	.750
3B g4	3	1	0	0	0	1	0	1	.333	.600	.333
3B g5	3	2	1	0	0	0	1	1	.667	.750	1.000
3B g6	5	2	0	0	0	1	0	1	.400	.500	.400
3B g7	4	2	0	0	0	0	1	1	.500	.500	.500
-	7	27	10	1	1	0	3	2	.370	.485	.481

POSTSEASON


1976 NLCS
CINCINNATI REDS 3, PHILADELPHIA PHILLIES 0
Game 1 @ PHI (Veterans Stadium) - Reds 6, Phillies 3

Oct. 9 - George Foster homered...Pete Rose had 2 doubles, a triple and an RBI...Don Gullett allowed 2 hits in 8 innings.

	1	2	3	4	5	6	7	8	9	R	H	E	Attendance
Cin	0	0	1	0	0	2	0	3	0	6	10	0	62,640
Phi	1	0	0	0	0	0	0	0	2	3	6	1	

WP - Gullett (1-0), **LP** - Carlton (0-1), **Save** - None
HR - Foster

Game 2 @ PHI (Veterans Stadium) - Reds 6, Phillies 2

Oct. 10 - Pete Rose had 2 more hits...Ken Griffey added 2 hits and an RBI...Pedro Borbon earned a save by tossing 4 scoreless innings in relief of starter Pat Zachry.

	1	2	3	4	5	6	7	8	9	R	H	E	Attendance
Cin	0	0	0	0	0	4	2	0	0	6	6	0	62,651
Phi	0	1	0	0	1	0	0	0	0	2	10	1	

WP - Zachry (1-0), **LP** - Lonborg (0-1), **Save** - Borbon (1)
HR - Luzinski

Game 3 @ CIN (Riverfront Stadium) - Reds 7, Phillies 6

Oct. 12 - Trailing 6-4 in the bottom of the ninth inning, the Reds rallied for 3 runs to earn their second straight NLCS sweep...George Foster and Johnny Bench delivered back-to-back home runs in the ninth to ignite the pennant-clinching rally.

	1	2	3	4	5	6	7	8	9	R	H	E	Attendance
Phi	0	0	0	1	0	0	2	2	1	6	11	0	55,047
Cin	0	0	0	0	0	0	4	0	3	7	9	2	

WP - Eastwick (1-0), **LP** - Garber (0-1), **Save** - None
HR - Foster, Bench

Philadelphia Batting

Player	AVG	G	AB	R	H	HR	RBI
Allen	.222	3	9	1	2	0	0
Boone	.286	3	7	0	2	0	1
Bowa	.125	3	8	1	1	0	1
Brown	.000	1	2	0	0	0	0
Cash	.308	3	13	1	4	0	1
Harmon	.000	1	0	1	0	0	0
Johnstone	.778	3	9	1	7	0	2
Luzinski	.273	3	11	2	3	1	2
Maddox	.231	3	13	2	3	0	2
Martin	.000	1	1	1	0	0	0
McCarver	.000	2	4	0	0	0	0
Oates	.000	1	1	0	0	0	0
Schmidt	.308	3	13	1	4	0	2
Tolan	.000	3	2	0	0	0	0

Philadelphia Pitching

Player	W-L	ERA	G	SV	IP	H	ER
Carlton	0-1	3.86	1	0	7.0	8	3
Garber	0-1	40.50	2	0	0.2	2	3
Kaat	0-0	3.00	1	0	6.0	2	2
Lonborg	0-1	1.69	1	0	5.1	2	1
McGraw	0-0	11.57	2	0	2.1	4	3
Reed	0-0	7.71	2	0	4.2	6	4
Underwood	0-0	0.00	1	0	0.1	1	0

Cincinnati Batting

Player	AVG	G	AB	R	H	HR	RBI
Armbrister	.000	1	0	0	0	0	0
Bench	.333	3	12	3	4	1	1
Concepcion	.200	3	10	4	2	0	0
Driessen	.000	1	1	0	0	0	0
Flynn	.000	1	0	0	0	0	0
Foster	.167	3	12	2	2	2	4
Geronimo	.182	3	11	0	2	0	2
Griffey	.385	3	13	2	5	0	2
Lum	.000	1	1	0	0	0	0
Morgan	.000	3	7	2	0	0	0
Perez	.200	3	10	1	2	0	3
Rose	.429	3	14	3	6	0	2

Cincinnati Pitching

Player	W-L	ERA	G	SV	IP	H	ER
Borbon	0-0	0.00	2	1	4.1	4	0
Eastwick	1-0	12.00	2	0	3.0	7	4
Gullett	1-0	1.13	1	0	8.0	2	1
Nolan	0-0	1.59	1	0	5.2	6	1
Sarmiento	0-0	18.00	1	0	1.0	2	2
Zachry	1-0	3.60	1	0	5.0	6	2

NL West Standings

Cincinnati	102	60	.630	-
Los Angeles	92	70	.568	10.0
Houston	80	82	.494	22.0
San Francisco	74	88	.457	28.0
San Diego	73	89	.451	29.0
Atlanta	70	92	.432	32.0





1976 WORLD SERIES

CINCINNATI REDS 4, NEW YORK YANKEES 0

Game 1 @ CIN (Riverfront Stadium) - Reds 5, Yankees 1

Oct. 16 - The Yankees returned to the World Series after a 12-year absence...Joe Morgan homered in the first inning, and Tony Perez led the Cincinnati offensive attack with 3 hits...Don Gullett allowed the Yankees just 1 run on 5 hits in 7.1 innings pitched.

	1	2	3	4	5	6	7	8	9	R	H	E	Attendance
NY Yankees	0	1	0	0	0	0	0	0	0	1	5	1	54,826
Cincinnati	1	0	1	0	0	1	2	0	x	5	10	1	

WP - Gullett (1-0), **LP** - Alexander (0-1), **Save** - None
HR - Morgan

Game 2 @ CIN (Riverfront Stadium) - Reds 4, Yankees 3

Oct. 17 - The Reds broke a 3-3 tie with 2 outs in the ninth inning when Fred Stanley threw Ken Griffey's grounder into the dugout for a 2-base error...Griffey then scored the game-winner on Tony Perez' single.

	1	2	3	4	5	6	7	8	9	R	H	E	Attendance
NY Yankees	0	0	0	1	0	0	2	0	0	3	9	1	54,816
Cincinnati	0	3	0	0	0	0	0	0	1	4	10	0	

WP - Billingham (1-0), **LP** - Hunter (0-1), **Save** - None
HR - None

Game 3 @ NYY (Yankee Stadium) - Reds 6, Yankees 2

Oct. 19 - Dan Driessen cracked 3 hits, including a homer, and pitchers Pat Zachry and Will McEnaney scattered 8 hits...the Reds jumped out to an early 3-0 lead in the second inning and never looked back.

	1	2	3	4	5	6	7	8	9	R	H	E	Attendance
Cincinnati	0	3	0	1	0	0	0	2	0	6	13	2	56,667
NY Yankees	0	0	0	1	0	0	1	0	0	2	8	0	

WP - Zachry (1-0), **LP** - Ellis (0-1), **Save** - McEnaney (1)
HR - Driessen, Mason

Game 4 @ NYY (Yankee Stadium) - Reds 7, Yankees 2

Oct. 21 - Johnny Bench drove in 5 runs with a pair of homers as the Reds completed a 4-game sweep of the Yankees to earn their second straight World Series championship...Bench ended the series with a .533 average...the Reds went 7-0 in the Postseason.

	1	2	3	4	5	6	7	8	9	R	H	E	Attendance
Cincinnati	0	0	0	3	0	0	0	0	4	7	9	2	56,700
NY Yankees	1	0	0	0	1	0	0	0	0	2	8	0	

WP - Nolan (1-0), **LP** - Figueroa (0-1), **Save** - McEnaney (2)
HR - Bench 2

New York Batting							
Player	AVG	G	AB	R	H	HR	RBI
Chambliss	.313	4	16	1	5	0	1
Gamble	.125	3	8	0	1	0	1
Hendricks	.000	2	2	0	0	0	0
Maddox	.200	2	5	0	1	0	0
Mason	1.000	3	1	1	1	1	1
May	.000	4	9	0	0	0	0
Munson	.529	4	17	2	9	0	2
Nettles	.250	4	12	0	3	0	2
Piniella	.333	4	9	1	3	0	0
Randolph	.071	4	14	1	1	0	0
Rivers	.167	4	18	1	3	0	0
Stanley	.167	4	6	1	1	0	1
Velez	.000	3	3	0	0	0	0
White	.133	4	15	0	2	0	0

New York Pitching							
Player	W-L	ERA	G	SV	IP	H	ER
Alexander	0-1	7.50	1	0	6.0	9	5
Ellis	0-1	10.80	1	0	3.1	7	4
Figueroa	0-1	5.63	1	0	8.0	6	5
Hunter	0-1	3.12	1	0	8.2	10	3
Jackson	0-0	4.91	1	0	3.2	4	2
Lyle	0-0	0.00	2	0	2.2	1	0
Tidrow	0-0	7.71	2	0	2.1	5	2

Cincinnati Batting							
Player	AVG	G	AB	R	H	HR	RBI
Bench	.533	4	15	4	8	2	6
Concepcion	.357	4	14	1	5	0	3
Driessen	.357	4	14	4	5	1	1
Foster	.429	4	14	3	6	0	4
Geronimo	.308	4	13	3	4	0	1
Griffey	.059	4	17	2	1	0	1
Morgan	.333	4	15	3	5	1	2
Perez	.313	4	16	1	5	0	2
Rose	.188	4	16	1	3	0	1

Cincinnati Pitching							
Player	W-L	ERA	G	SV	IP	H	ER
Billingham	1-0	0.00	1	0	2.2	0	0
Borbon	0-0	0.00	1	0	1.2	0	0
Gullett	1-0	1.23	1	0	7.1	5	1
McEnaney	0-0	0.00	2	2	4.2	2	0
Nolan	1-0	2.70	1	0	6.2	8	2
Norman	0-0	4.26	1	0	6.1	9	3
Zachry	1-0	2.70	1	0	6.2	6	2

Johnny Bench - World Series MVP											
POS	G	AB	H	2B	3B	HR	R	RBI	AVG	OBP	SLG
C	g1	3	2	0	1	0	1	1	.667	.667	1.333
C	g2	4	2	1	0	0	1	0	.500	.500	.750
C	g3	4	2	0	0	0	0	0	.500	.500	.500
C	g4	4	2	0	0	2	2	5	.500	.500	2.000
C	4	15	8	1	1	2	4	6	.533	.533	1.133



1979 NLCS

PITTSBURGH PIRATES 3, CINCINNATI REDS 0

Game 1 @ CIN (Riverfront Stadium) - Pirates 5, Reds 2 (11)

Oct. 2 - Willie Stargell blasted a 3-run homer in the top of the 11th inning to break a 2-2 tie.

	1	2	3	4	5	6	7	8	9	10	11	R	H	E	Attendance
Pit	0	0	2	0	0	0	0	0	0	0	3	5	10	0	55,006
Cin	0	0	0	2	0	0	0	0	0	0	0	2	7	0	

WP - Jackson (1-0), LP - Hume (0-1), Save - Robinson (1)
HR - Stargell, Garner, Foster

Game 2 @ CIN (Riverfront Stadium) - Pirates 3, Reds 2 (10)

Oct. 3 - Singles by Omar Moreno and Dave Parker in the 10th inning broke a 2-2 tie...the Reds sent the game into extra innings in the ninth after scoring a run on back-to-back doubles by Hector Cruz and Dave Collins.

	1	2	3	4	5	6	7	8	9	10	R	H	E	Attendance
Pit	0	0	0	1	1	0	0	0	0	1	3	11	0	55,000
Cin	0	1	0	0	0	0	0	1	0	0	2	8	0	

WP - Robinson (1-0), LP - Bair (0-1), Save - None
HR - None

Game 3 @ PIT (Three Rivers Stadium) - Pirates 7, Reds 1

Oct. 5 - Bert Blyleven went the distance, scattering 8 hits while fanning 9 batters in the 7-1 pennant-clinching victory...Willie Stargell belted his second homer of the series as the Bucs completed the sweep.

	1	2	3	4	5	6	7	8	9	R	H	E	Attendance
Cin	0	0	0	0	0	1	0	0	0	1	8	1	42,240
Pit	1	1	2	2	0	0	0	1	x	7	7	0	

WP - Blyleven (1-0), LP - LaCross (0-1), Save - None
HR - Bench, Stargell, Madlock

Pittsburgh Batting

Player	AVG	G	AB	R	H	HR	RBI
Alexander	.000	1	0	1	0	0	0
Easler	.000	1	1	0	0	0	0
Foli	.333	3	12	1	4	0	3
Garner	.417	3	12	4	5	1	1
Madlock	.250	3	12	1	3	1	2
Milner	.000	3	9	0	0	0	0
Moreno	.250	3	12	3	3	0	0
Ott	.231	3	13	0	3	0	0
Parker	.333	3	12	2	4	0	2
Robinson	.000	3	3	0	0	0	0
Stargell	.455	3	11	2	5	2	6
Stennett	.000	1	0	0	0	0	0

Pittsburgh Pitching

Player	W-L	ERA	G	SV	IP	H	ER
Bibby	0-0	1.29	1	0	7.0	4	1
Blyleven	1-0	1.00	1	0	9.0	8	1
Candelaria	0-0	2.57	1	0	7.0	5	2
Jackson	1-0	0.00	2	0	2.0	1	0
Roberts	0-0	-	1	0	0.0	0	0
Robinson	1-0	0.00	2	1	2.0	0	0
Romo	0-0	0.00	2	0	0.1	3	0
Tekulve	0-0	3.00	2	0	3.0	2	1

Cincinnati Batting

Player	AVG	G	AB	R	H	HR	RBI
Auerbach	.000	2	2	0	0	0	0
Bench	.250	3	12	1	3	1	1
Collins	.357	3	14	0	5	0	1
Concepcion	.429	3	14	1	6	0	0
Cruz	.200	2	5	1	1	0	0
Driessen	.083	3	12	1	1	0	0
Foster	.200	3	10	1	2	1	2
Geronimo	.143	2	7	0	1	0	0
Knight	.286	3	14	0	4	0	0
Morgan	.000	3	11	0	0	0	0
Spilman	.000	2	2	0	0	0	0

Cincinnati Pitching

Player	W-L	ERA	G	SV	IP	H	ER
Bair	0-1	9.00	1	0	1.0	2	1
Hume	0-1	6.75	3	0	4.0	6	3
LaCoss	0-1	10.80	1	0	1.2	1	2
Leibrandt	0-0	0.00	1	0	0.1	0	0
Norman	0-0	18.00	1	0	2.0	4	4
Pastore	0-0	2.57	1	0	7.0	7	2
Seaver	0-0	2.25	1	0	8.0	5	2
Soto	0-0	0.00	1	0	2.0	0	0
Tomlin	0-0	0.00	3	0	3.0	3	0

NL West Standings

Cincinnati	90	71	.559	-
Houston	89	73	.549	1.5
Los Angeles	79	83	.488	11.5
San Francisco	79	83	.438	19.5
San Diego	68	93	.422	22.0
Atlanta	66	94	.413	23.5





1990 NLCS

CINCINNATI REDS 4, PITTSBURGH PIRATES 2

Game 1 @ CIN (Riverfront Stadium) - Pirates 4, Reds 3

Oct. 4 - The Pirates rallied from a 3-0 deficit.

	1	2	3	4	5	6	7	8	9	R	H	E	Attendance
Pit	0	0	1	2	0	0	1	0	0	4	7	1	52,911
Cin	3	0	0	0	0	0	0	0	0	3	5	0	

WP - Walk (1-0), LP - Charlton (0-1), Save - Power (1)
HR - Bream

Game 2 @ CIN (Riverfront Stadium) - Reds 2, Pirates 1

Oct. 5 - Paul O'Neill drove in both Reds' runs with a single and double.

	1	2	3	4	5	6	7	8	9	R	H	E	Attendance
Pit	0	0	0	0	1	0	0	0	0	1	6	0	54,456
Cin	1	0	0	0	1	0	0	0	0	2	5	0	

WP - Browning (1-0), LP - Drabek (0-1), Save - Myers (1)
HR - Lind

Game 3 @ PIT (Three Rivers Stadium) - Reds 6, Pirates 3

Oct. 8 - Billy Hatcher gave the Reds an early 2-0 lead with a 2-run homer.

	1	2	3	4	5	6	7	8	9	R	H	E	Attendance
Cin	0	2	0	0	3	0	0	0	1	6	13	1	45,611
Pit	0	0	0	2	0	0	1	0	3	3	8	0	

WP - Jackson (1-0), LP - Smith (0-1), Save - Myers (2)
HR - Duncan, Hatcher

Game 4 @ PIT (Three Rivers Stadium) - Reds 5, Pirates 3

Oct. 9 - Chris Sabo blasted a 2-run HR in the seventh to break a 2-2 tie.

	1	2	3	4	5	6	7	8	9	R	H	E	Attendance
Cin	0	0	0	2	0	0	2	0	1	5	10	1	50,461
Pit	1	0	0	1	0	0	1	0	3	3	8	0	

WP - Rijo (1-0), LP - Walk (1-1), Save - Dibble (1)
HR - O'Neill, Sabo, Bell

Game 5 @ PIT (Three Rivers Stadium) - Pirates 3, Reds 2

Oct. 10 - Doug Drabek kept the Pirates' hopes alive.

	1	2	3	4	5	6	7	8	9	R	H	E	Attendance
Cin	1	0	0	0	0	0	1	0	2	7	7	0	48,221
Pit	2	0	0	1	0	0	0	0	3	6	1		

WP - Drabek (1-1), LP - Browning (1-1), Save - Patterson (1)
HR - None

Game 6 @ CIN (Riverfront Stadium) - Reds 2, Pirates 1

Oct. 12 - Danny Jackson, Norm Charlton and Randy Myers threw a 1-hitter.

	1	2	3	4	5	6	7	8	9	R	H	E	Attendance
Pit	0	0	0	0	1	0	0	0	0	1	1	3	56,079
Cin	1	0	0	0	0	1	0	x	2	9	0		

WP - Charlton (1-1), LP - Smith (0-2), Save - Myers (3)
HR - None

Pittsburgh Batting

Player	AVG	G	AB	R	H	HR	RBI
Backman	.143	3	7	1	1	0	0
Bell	.250	6	20	3	5	1	1
Bonds	.167	6	18	4	3	0	1
Bonilla	.190	6	21	0	4	0	1
Bream	.500	4	8	1	4	1	3
King	.100	5	10	0	1	0	0
LaValliere	.000	3	6	1	0	0	0
Lind	.238	6	21	1	5	1	2
Martinez	.250	2	8	0	2	0	2
Redus	.250	5	8	1	2	0	0
Reynolds	.200	6	10	0	2	0	0
Slaughter	.091	4	11	0	1	0	1
Van Slyke	.208	6	24	3	5	0	3

Pittsburgh Pitching

Player	W-L	ERA	G	SV	IP	H	ER
Belinda	0-0	2.45	3	0	3.2	3	1
Drabek	1-1	1.65	2	0	16.1	12	3
Landrum	0-0	0.00	2	0	2.0	0	0
Patterson	0-0	0.00	2	1	1.0	1	0
Power	0-0	3.60	2	1	5.0	6	2
Smiley	0-0	0.00	1	0	2.0	2	0
Smith	0-2	6.00	2	0	9.0	14	6
Walk	1-1	4.85	2	0	13.0	11	7

Cincinnati Batting

Player	AVG	G	AB	R	H	HR	RBI
Bates	.000	2	0	1	0	0	0
Benzinger	.333	5	9	0	3	0	0
Braggs	.200	2	5	0	1	0	0
Davis	.174	6	23	2	4	0	2
Duncan	.300	6	20	1	6	1	4
Hatcher	.333	4	15	2	5	1	2
Larkin	.261	6	23	5	6	0	1
Morris	.417	5	12	3	5	0	1
Oester	.333	3	3	1	1	0	0
Oliver	.143	5	14	1	2	0	0
O'Neill	.471	5	17	1	8	1	4
Quinones	.500	3	2	1	1	0	2
Reed	.000	4	7	0	0	0	0
Sabo	.227	6	22	1	5	1	3
Winningham	.286	3	7	1	2	0	1

Cincinnati Pitching

Player	W-L	ERA	G	SV	IP	H	ER
Browning	1-1	3.27	2	0	11.0	9	4
Charlton	1-1	1.80	4	0	5.0	4	1
Dibble	0-0	0.00	4	1	5.0	0	0
Jackson	1-0	2.38	2	0	11.1	8	3
Mahler	0-0	0.00	1	0	1.2	2	0
Myers	0-0	0.00	4	3	5.2	2	0
Rijo	1-0	4.38	2	0	12.1	10	6
Scudder	0-0	0.00	1	0	1.0	1	0

NL West Standings

Cincinnati	91	71	.562	-
Los Angeles	86	76	.531	5.0
San Francisco	85	77	.525	6.0
Houston	75	87	.463	16.0
San Diego	75	87	.463	16.0
Atlanta	65	97	.401	26.0

Rob Dibble - NLCS MVP

G	GS	IP	W	L	SV	H	R	ER	SO	BB	ERA
g1	0	1.0	0	0	0	0	0	0	3	0	0.00
g2	0	1.1	0	0	0	0	0	0	2	1	0.00
g3	0	1.2	0	0	0	0	0	0	3	0	0.00
g4	0	1.0	0	0	1	0	0	0	2	0	0.00
4	0	5.0	0	0	1	0	0	0	10	1	0.00

Randy Myers - NLCS MVP

G	GS	IP	W	L	SV	H	R	ER	SO	BB	ERA
g2	0	1.2	0	0	1	0	0	0	0	1	0.00
g3	0	1.0	0	0	1	0	0	0	3	0	0.00
g4	0	1.0	0	0	0	2	0	0	1	0	0.00
g6	0	2.0	0	0	1	0	0	0	3	2	0.00
4	0	5.2	0	0	3	2	0	0	7	3	0.00


1990 WORLD SERIES
CINCINNATI REDS 4, OAKLAND A'S 0
Game 1 @ CIN (Riverfront Stadium) - Reds 7, A's 0

Oct. 16 - The Reds scored 4 runs in the first 3 innings off Dave Stewart and coasted to victory...Eric Davis opened the scoring with a 2-run homer...starter Jose Rijo and a pair of relievers threw a shutout.

	1	2	3	4	5	6	7	8	9	R	H	E	Attendance
Oak	0	0	0	0	0	0	0	0	0	0	9	1	55,830
Cin	2	0	2	0	3	0	0	0	x	7	10	0	

WP - Rijo (1-0), **LP** - Stewart (0-1), **Save** - None
HR - Davis

Game 2 @ CIN (Riverfront Stadium) - Reds 5, A's 4 (10)

Oct. 17 - Joe Oliver ripped an RBI-single in the 10th inning off closer Dennis Eckersley to give the Reds a 5-4 win and a 2-0 lead in the Series...the Reds erased a 4-2 deficit...Billy Hatcher ripped a World Series-record seventh consecutive hit.

	1	2	3	4	5	6	7	8	9	10	R	H	E	Attendance
Oak	1	0	3	0	0	0	0	0	0	0	4	10	2	55,832
Cin	2	0	0	1	0	0	0	1	0	1	5	14	2	

WP - Dibble (1-0), **LP** - Eckersley (0-1), **Save** - None
HR - Canseco

Game 3 @ OAK (Oakland-Alameda County Stadium) - Reds 8, A's 3

Oct. 19 - Chris Sabo belted 2 homers, including a 2-run blast in a 7-run third inning...for the second straight game, the Reds collected 14 hits... Chris Sabo set a Series record with 10 chances at third base.

	1	2	3	4	5	6	7	8	9	R	H	E	Attendance
Cin	0	1	7	0	0	0	0	0	0	8	14	1	48,269
Oak	0	2	1	0	0	0	0	0	0	3	7	1	

WP - Browning (1-0), **LP** - Moore (0-1), **Save** - None
HR - Sabo 2, R. Henderson, Baines

Game 4 @ OAK (Oakland-Alameda County Stadium) - Reds 2, A's 1

Oct. 20 - Series MVP Jose Rijo outpitched Dave Stewart for the second time in the Series as the Reds earned a 4-game sweep...trailing 1-0 in the eighth inning, the Reds scored 2 runs on a groundout by Glenn Braggs and sacrifice fly by Hal Morris...Rijo allowed the A's a run in the first inning but then retired 20 straight batters.

	1	2	3	4	5	6	7	8	9	R	H	E	Attendance
Cin	0	0	0	0	0	0	0	2	0	2	7	1	48,613
Oak	1	0	0	0	0	0	0	0	0	1	2	1	

WP - Rijo (2-0), **LP** - Stewart (0-2), **Save** - Myers (1)
HR - None

Oakland Batting							
Player	AVG	G	AB	R	H	HR	RBI
Baines	.143	3	7	1	1	1	2
Blankenship	.000	1	1	0	0	0	0
Bordick	.000	3	0	0	0	0	0
Canseco	.083	4	12	1	1	1	2
Gallego	.091	4	11	0	1	0	1
Hassey	.333	3	6	0	2	0	1
DHenderson	.231	4	13	2	3	0	0
RHenderson	.333	4	15	2	5	1	1
Jennings	1.000	1	1	0	1	0	0
Lansford	.267	4	15	0	4	0	1
McGee	.200	4	10	1	2	0	0
McGwire	.214	4	14	1	3	0	0
Quirk	.000	1	3	0	0	0	0
Randolph	.267	4	15	0	4	0	0
Steinbach	.125	3	8	0	1	0	0

Oakland Pitching							
Player	W-L	ERA	G	SV	IP	H	ER
Burns	0-0	16.20	2	0	1.2	5	3
Eckersley	0-1	6.75	2	0	1.1	3	1
Honeycutt	0-0	0.00	1	0	1.2	2	0
Klink	0-0	-	1	0	0.0	0	0
Moore	0-1	6.75	1	0	2.2	8	2
Nelson	0-0	0.00	2	0	5.0	3	0
Sanderson	0-0	10.80	2	0	1.2	4	2
Stewart	0-2	3.46	2	0	13.0	10	5
Welch	0-0	4.91	1	0	7.1	9	4
Young	0-0	0.00	1	0	1.0	1	0

Cincinnati Batting							
Player	AVG	G	AB	R	H	HR	RBI
Bates	1.000	1	1	1	1	0	0
Benzinger	.182	4	11	1	2	0	0
Braggs	.000	2	4	0	0	0	0
Davis	.286	4	14	3	4	1	5
Duncan	.143	4	14	1	2	0	1
Hatcher	.750	4	12	6	9	0	2
Larkin	.353	4	17	3	6	0	1
Morris	.071	4	14	0	1	0	2
Oester	1.000	1	1	0	1	0	1
Oliver	.333	4	18	2	6	0	1
O'Neill	.083	4	12	2	1	0	1
Sabo	.563	4	16	2	9	2	5
Winningham	.500	2	4	1	2	0	0

Cincinnati Pitching							
Player	W-L	ERA	G	SV	IP	H	ER
Armstrong	0-0	0.00	1	0	3.0	1	0
Browning	1-0	4.50	1	0	6.0	6	3
Charlton	0-0	0.00	1	0	1.0	1	0
Dibble	1-0	0.00	3	0	4.2	3	0
Jackson	0-0	10.13	1	0	2.2	6	3
Myers	0-0	0.00	3	1	3.0	2	0
Rijo	2-0	0.59	2	0	15.1	9	1
Scudder	0-0	0.00	1	0	1.1	0	0

Jose Rijo - World Series MVP

G	GS	IP	W	L	SV	H	R	ER	SO	BB	ERA
g1	1	7.0	1	0	0	7	0	0	5	2	0.00
g4	1	8.1	1	0	0	2	1	1	9	3	1.08
2	2	15.1	2	0	0	9	1	1	14	5	0.59



1995 NLDS

CINCINNATI REDS 3, LOS ANGELES DODGERS 0

Game 1 @ LAD (Dodger Stadium) - Reds 7, Dodgers 2

Oct. 3 - Starter Pete Schourek limited the Dodgers to just 5 hits in 7 innings...Reds took an early 4-0 lead in the first on a Hal Morris 2-run double and a 2-run homer by Benito Santiago in his first post-season at-bat...Reds added 3 more in the fifth on a Santiago sac fly and Jeff Branson's 2-run double.

	1	2	3	4	5	6	7	8	9	R	H	E	Attendance
Cin	4	0	0	0	3	0	0	0	-	7	12	0	44,199
LAD	0	0	0	0	1	1	0	0	-	2	8	0	

WP - Schourek (1-0), LP - Martinez (0-1), Save - None
HR - Piazza, Santiago

Game 2 @ LAD (Dodger Stadium) - Reds 5, Dodgers 4

Oct. 4 - The Reds were outhit, 14-6...after allowing the Dodgers an early 1-0 lead, the Reds took the lead in the fourth inning after Ron Gant reached on an error and then scored on a Reggie Sanders 2-run homer...with the game tied 2-2 in the eighth, Barry Larkin's RBI-single gave the Reds a 3-2 lead as they held on to win.

	1	2	3	4	5	6	7	8	9	R	H	E	Attendance
Cin	0	0	0	2	0	0	0	1	2	5	6	0	46,051
LAD	1	0	0	1	0	0	0	2		4	14	2	

WP - Burba (1-0), LP - Osuna (0-1), Save - Brantley (1)
HR - Sanders, Karros 2

Game 3 @ CIN (Cinergy Field) - Reds 10, Dodgers 1

Oct. 6 - The Reds exploded for 10 runs and battered Dodger starting pitcher Hideo Nomo for 5 runs on 7 hits in the first 5 innings...the Reds iced the game in the sixth, when pinch-hitter Mark Lewis connected off Mark Guthrie for a grand slam that gave the Reds a 7-1 lead...was the first pinch-hit grand slam in National League playoff history...Ron Gant and Bret Boone also homered as the Reds pounded out 11 hits off 6 Dodger pitchers...starter David Wells earned the victory after allowing just 1 unearned run on 6 hits in 6.1 innings.

	1	2	3	4	5	6	7	8	9	R	H	E	Attendance
LAD	0	0	0	1	0	0	0	0	0	1	9	0	53,276
Cin	0	0	2	1	0	4	3	0	x	10	11	2	

WP - Wells (1-0), LP - Nomo (0-1), Save - None
HR - Boone, Gant, Lewis

Los Angeles Batting							
Player	AVG	G	AB	R	H	HR	RBI
Ashley	.000	1	0	0	0	0	0
Butler	.267	3	15	1	4	0	1
DeShields	.250	3	12	1	3	0	0
Fonville	.500	3	12	1	6	0	0
Gwynn	.000	1	1	0	0	0	0
Hansen	.667	3	3	0	2	0	0
Hollandsworth	.000	2	2	0	0	0	0
Karros	.500	3	12	3	6	2	4
Kelly	.364	3	11	0	4	0	0
Mondesi	.222	3	9	0	2	0	0
Offerman	.000	1	0	0	0	0	0
Piazza	.214	3	14	1	3	1	1
Wallach	.083	3	12	0	1	0	0
Webster	.000	2	2	0	0	0	0

Los Angeles Pitching							
Player	W-L	ERA	G	SV	IP	H	ER
Astacio	0-0	0.00	3	0	3.1	1	0
Cummings	0-0	20.25	2	0	1.1	3	3
Guthrie	0-0	6.75	3	0	1.1	2	1
Martinez	0-1	14.54	1	0	4.1	10	7
Nomo	0-1	9.00	1	0	5.0	7	5
Osuna	0-1	2.70	3	0	3.1	3	1
Tapani	0-0	81.00	2	0	0.1	0	3
Valdes	0-0	0.00	1	0	7.0	3	0

Cincinnati Batting							
Player	AVG	G	AB	R	H	HR	RBI
BBoone	.300	3	10	4	3	1	1
Branson	.286	3	7	0	2	0	2
Duncan	.667	2	3	1	2	0	1
Gant	.231	3	13	3	3	1	2
Howard	.100	3	10	0	1	0	0
Larkin	.385	3	13	2	5	0	1
DLewis	.000	3	3	0	0	0	0
MLewis	.500	2	2	2	1	1	5
Morris	.500	3	10	5	5	0	2
RSanders	.154	3	13	3	2	1	2
Santiago	.333	3	9	2	3	1	3
Walton	.000	3	3	0	0	0	0

Cincinnati Pitching							
Player	W-L	ERA	G	SV	IP	H	ER
Brantley	0-0	6.00	3	1	3.0	5	2
Burba	1-0	0.00	1	0	1.0	2	0
Jackson	0-0	0.00	3	0	3.2	4	0
Schourek	1-0	2.57	1	0	7.0	5	2
Smiley	0-0	3.00	1	0	6.0	9	2
Wells	1-0	0.00	1	0	6.1	6	0

NL Central Standings

Cincinnati	85	59	.590	-
Houston	76	68	.528	9.0
Chicago	73	71	.507	12.0
St. Louis	62	81	.434	22.5
Pittsburgh	58	86	.403	27.0




1995 NLCS
ATLANTA BRAVES 4, CINCINNATI REDS 0
Game 1 @ CIN (Riverfront Stadium) - Braves 2, Reds 1 (11)

Oct. 10 - With the Reds holding a slim 1-0 lead heading into the top of the ninth, the Braves knotted the game on a fielder's choice by David Justice...Mike Devereaux snapped the tie in the 11th with an RBI-single... the Braves turned 5 double plays.

	1	2	3	4	5	6	7	8	9	10	11	R	H	E	Attendance
Atl	0	0	0	0	0	0	0	1	0	1	2	7	0		40,382
Cin	0	0	0	1	0	0	0	0	0	0	1	8	0		

WP - Wohlers (1-0), **LP** - Jackson (0-1), **Save** - McMichael (1)
HR - None

Game 2 @ CIN (Riverfront Stadium) - Braves 6, Reds 2 (10)

Oct. 11 - The Braves jumped out to an early 1-0 lead in the first inning on an RBI-single by Chipper Jones...trailing, 2-0, the Reds rallied with 2 runs in the fifth on an RBI-single by pinch-hitter Lenny Harris and a steal of home by Jeff Branson...was the first steal of home in NLCS history...the game remained tied until the 10th, when the Braves scored 4 runs off Mark Portugal.

	1	2	3	4	5	6	7	8	9	10	R	H	E	Attendance
Atl	1	0	0	1	0	0	0	0	0	4	6	11	1	44,624
Cin	0	0	0	0	2	0	0	0	0	0	2	9	1	

WP - McMichael (1-0), **LP** - Portugal (0-1), **Save** - None
HR - Lopez

Game 3 @ ATL (Atlanta-Fulton County Stadium) - Braves 5, Reds 2

Oct. 13 - Atlanta starter Greg Maddux allowed 7 hits and just 1 run in 8 innings...the game remained scoreless into the sixth inning, when Braves catcher Charlie O'Brien blasted a 3-run homer off David Wells... Atlanta added 2 more runs in the seventh inning.

	1	2	3	4	5	6	7	8	9	R	H	E	Attendance
Cin	0	0	0	0	0	0	0	1	1	2	8	0	51,424
Atl	0	0	0	0	0	3	2	0	x	5	12	1	

WP - Maddux (1-0), **LP** - Wells (0-1), **Save** - Wohlers (1)
HR - C.Jones, O'Brien

Game 4 @ ATL (Atlanta-Fulton County Stadium) - Braves 6, Reds 0

Oct. 14 - Four Braves pitchers combined to shut out the Reds...Atlanta starter Steve Avery pitched 6 innings of 2-hit ball to earn the win...the Braves iced the game and series sweep with a 5-run seventh inning.

	1	2	3	4	5	6	7	8	9	R	H	E	Attendance
Cin	0	0	0	0	0	0	0	0	0	0	3	1	52,067
Atl	0	0	1	0	0	0	5	0	0	6	12	1	

WP - Avery (1-0), **LP** - Schourek (0-1), **Save** - None
HR - Devereaux

Atlanta Batting							
Player	AVG	G	AB	R	H	HR	RBI
Belliard	.273	4	11	1	3	0	0
Blauser	.000	1	4	0	0	0	0
Devereaux	.308	4	13	2	4	1	5
Grissom	.263	4	19	2	5	0	0
CJones	.438	4	16	3	7	1	3
Justice	.273	3	11	1	3	0	1
Klesko	.000	4	7	0	0	0	0
Lemke	.167	4	18	2	3	0	1
Lopez	.357	3	14	2	5	1	3
McGriff	.438	4	16	5	7	0	0
Mordecai	.000	2	2	0	0	0	0
O'Brien	.400	2	5	1	2	1	3
Polonia	.500	3	2	0	1	0	1
Smith	.000	2	2	0	0	0	0

Atlanta Pitching							
Player	W-L	ERA	G	SV	IP	H	ER
Avery	1-0	0.00	2	0	6.0	2	0
Clontz	0-0	0.00	1	0	0.1	1	0
Glavine	0-0	1.29	1	0	7.0	7	1
Maddux	1-0	1.13	1	0	8.0	7	1
McMichael	1-0	0.00	3	1	2.2	0	0
Pena	0-0	0.00	3	0	3.0	2	0
Smoltz	0-0	2.57	1	0	7.0	7	2
Wohlers	1-0	1.80	4	0	5.0	2	1

Cincinnati Batting							
Player	AVG	G	AB	R	H	HR	RBI
Anthony	.000	2	1	0	0	0	0
Boone	.214	4	14	1	3	0	0
Branson	.111	4	9	2	1	0	0
Duncan	.000	3	3	0	0	0	0
Gant	.188	4	16	1	3	0	1
Harris	1.000	3	2	0	2	0	1
Howard	.250	4	8	0	2	0	1
Larkin	.389	4	18	1	7	0	0
DLewis	.000	2	1	0	0	0	0
MLewis	.250	2	4	0	1	0	0
Morris	.167	4	12	0	2	0	1
Sanders	.125	4	16	0	2	0	0
Santiago	.231	4	13	0	3	0	0
Taubensee	.500	2	2	0	1	0	0
Walton	.000	2	7	0	0	0	0

Cincinnati Pitching							
Player	W-L	ERA	G	SV	IP	H	ER
Brantley	0-0	0.00	2	0	2.2	0	0
Burba	0-0	0.00	2	0	3.2	3	0
Carrasco	0-0	0.00	1	0	1.1	1	0
Hernandez	0-0	27.00	1	0	0.2	3	2
Jackson	0-1	23.14	3	0	2.1	5	6
Portugal	0-1	36.00	1	0	1.0	3	4
Schourek	0-1	1.26	2	0	14.1	14	2
Smiley	0-0	3.60	1	0	5.0	5	2
Wells	0-1	4.50	1	0	6.0	8	3



2010 NLDS

PHILADELPHIA PHILLIES 3, CINCINNATI REDS 0

Game 1 @ PHI (Citizens Bank Park) - Phillies 4, Reds 0

Oct. 6 - Roy Halladay (1bb, 8k, 104 pitches, 79 strikes) threw only the second no-hitter in Postseason history, joining Don Larsen's perfect game for the Yankees vs Brooklyn in Game 5 of the 1956 World Series... Halladay allowed only 1 base runner, a walk to Jay Bruce with 2 outs in the fifth, and threw first-pitch strikes to 25 of 28 batters...the Reds were no-hit for the first time since Philadelphia's Rick Wise did it to them on 6/23/71 at Riverfront Stadium...the Reds committed 1 error.

	1	2	3	4	5	6	7	8	9	R	H	E	Attendance
Cin	0	0	0	0	0	0	0	0	0	0	0	1	46,411
Phi	1	3	0	0	0	0	0	x		4	5	0	

WP - Halladay (1-0), LP - Volquez (0-1), Save - None
HR - None

Game 2 @ PHI (Citizens Bank Park) - Phillies 7, Reds 4

Oct. 8 - The Reds committed 4 errors, tying an LDS single-game record (5th time), that led to 5 unearned runs...the 6 errors between the teams was an LDS record...Reds pitchers hit 3 batters, tying an LDS record (4th time)...the Reds took a 4-0 lead into the bottom of the fifth inning...Brandon Phillips hit the second Postseason leadoff homer in Reds history (off Roy Oswalt) and finished with a single, double, solo homer and 2 runs scored...Bronson Arroyo (5.1ip, 4h, 3r, 1er, 3bb, 2k) left leading, 4-2, and was the victim of a blown save when the Phillies scored 3 unearned runs in the seventh inning off Aroldis Chapman.

	1	2	3	4	5	6	7	8	9	R	H	E	Attendance
Cin	1	1	0	1	1	0	0	0	0	4	6	4	46,511
Phi	0	0	0	0	2	1	3	1	x	7	8	2	

WP - Contreras (1-0), LP - Chapman (0-1), Save - Lidge (1)
HR - Phillips, Bruce

Game 3 @ CIN (Great American Ball Park) - Phillies 2, Reds 0

Oct. 10 - Cole Hamels (0bb, 9k) threw a 5-hitter...Johnny Cueto (5ip, 5h, 2r, 1er, 1bb, 2k, 1hr) started for the Reds and allowed only an unearned run in the first inning and Chase Utley's solo HR in the fifth...the Reds committed 2 errors...the crowd of 44,599 was the largest in Great American Ball Park history.

	1	2	3	4	5	6	7	8	9	R	H	E	Attendance
Phi	1	0	0	0	1	0	0	0	0	2	8	1	44,599
Cin	0	0	0	0	0	0	0	0	0	0	5	2	

WP - Hamels (1-0), LP - Cueto (0-1), Save - None
HR - Utley

Philadelphia Batting							
Player	AVG	G	AB	R	H	HR	RBI
Brown	.000	1	1	1	0	0	0
Francisco	.000	1	0	0	0	0	0
Howard	.273	3	11	0	3	0	0
Ibanez	.250	3	12	0	3	0	0
Polanco	.111	2	9	1	1	0	0
Rollins	.091	3	11	1	1	0	0
Ruiz	.250	3	8	1	2	0	1
Sweeney	1.000	1	1	0	1	0	0
Utley	.273	3	11	3	3	1	4
Valdez	.333	1	3	1	1	0	0
Victorino	.231	3	13	2	3	0	3
Werth	.214	3	14	1	3	1	1

Philadelphia Pitching							
Player	W-L	ERA	G	SV	IP	H	ER
Contreras	1-0	0.00	1	0	1.0	0	0
Durbin	0-0	0.00	1	0	0.1	0	0
Halladay	1-0	0.00	1	0	9.0	0	0
Hamels	1-0	0.00	1	0	9.0	5	0
Lidge	0-0	0.00	1	1	1.0	0	0
Madson	0-0	0.00	1	0	1.0	1	0
Oswalt	0-0	5.40	1	0	5.0	5	3
Romero	0-0	0.00	1	0	0.2	0	0

Cincinnati Batting							
Player	AVG	G	AB	R	H	HR	RBI
Bruce	.250	3	8	1	2	1	1
Cabrera	.125	3	8	0	1	0	0
Cairo	.000	3	3	0	0	0	0
Francisco	.000	1	1	0	0	0	0
Gomes	.000	2	6	0	0	0	0
Hanigan	.000	2	4	0	0	0	0
Heisey	.000	1	2	0	0	0	0
Hernandez	.143	3	7	0	1	0	0
Janish	.000	1	1	0	0	0	0
Nix	.000	1	3	1	0	0	0
Phillips	.333	3	12	2	4	1	1
Rolen	.091	3	11	0	1	0	0
Stubbs	.111	3	9	0	1	0	0
Votto	.100	3	10	0	1	0	1

Cincinnati Pitching							
Player	W-L	ERA	G	SV	IP	H	ER
Arroyo	0-0	1.69	1	0	5.1	4	1
Bailey	0-0	0.00	1	0	2.0	2	0
Bray	0-0	0.00	2	0	1.2	0	0
Chapman	0-1	0.00	2	0	1.2	3	0
Cueto	0-1	1.80	1	0	5.0	5	1
Masset	0-0	4.50	2	0	2.0	2	1
Ondrusek	0-0	0.00	2	0	2.0	0	0
Rhodes	0-0	0.00	1	0	0.1	0	0
Volquez	0-1	21.60	1	0	1.2	4	4
Wood	0-0	0.00	1	0	3.1	1	0

NL Central Standings

Cincinnati	91	71	.562	-
St. Louis	86	76	.531	5.0
Milwaukee	77	85	.475	14.0
Houston	76	86	.469	15.0
Chicago	75	87	.463	16.0
Pittsburgh	57	105	.352	34.0





2012 NLDS

SAN FRANCISCO GIANTS 3, CINCINNATI REDS 2

Summary

The Giants became the first team in Major League history, under the 2-3 format, to lose the first 2 games of the 5-game series at home and win the last 3 games on the road...also became the first National League team to win a Division Series after trailing 2-0 and the eighth team overall to win a best-of-5 series after facing that deficit...was only the second time in a baseball Postseason series of at least 5g in which the visiting team won every game (Rays vs Rangers, 2010 ALDS)...there has been only 1 such instance in NBA history (Nets vs 76ers, 5-game 1984 first round) and none in the NHL...the Reds lost 3 consecutive games at Great American Ball Park for the first time all season...Ryan Ludwick led all players with 3 homers, the second-highest total by a Reds player during any single Postseason (Tony Perez, 4hr, 1975)...Dusty Baker, whose Giants won the 2002 NL pennant, became the third manager to oppose in a Postseason series a franchise he previously led to the World Series...Joe McCarthy managed the Yankees to sweeps of the Cubs in the 1932 and 1938 Fall Classics, and Billy Martin's A's were swept by the Yankees in the 1981 ALCS.

San Francisco Batting

Player	AVG	G	AB	R	H	HR	RBI
Arias	.500	4	6	3	3	0	0
Belt	.077	5	13	0	1	0	0
Blanco	.286	5	14	3	4	1	2
Crawford	.182	5	11	1	2	0	1
Huff	.000	3	3	0	0	0	0
Nady	.000	4	5	0	0	0	0
Pagan	.150	5	20	3	3	1	4
Pence	.200	5	20	0	4	0	0
Posey	.211	5	19	3	4	2	5
Sanchez	.500	1	2	1	1	0	0
Sandoval	.333	5	21	2	7	1	3
Scutaro	.150	5	20	2	3	0	1
Theriot	.000	2	2	0	0	0	0

San Francisco Pitching

Player	W-L	ERA	G	SV	IP	H	ER
Affeldt	0-0	0.00	3	0	3.2	3	0
Bumgarner	0-1	8.31	1	0	4.1	7	4
Cain	1-1	5.06	2	0	10.2	11	6
Casilla	0-0	2.70	5	0	3.1	6	1
Kontos	0-0	0.00	4	0	3.2	2	0
Lincecum	1-0	1.42	2	0	6.1	3	1
Lopez	0-0	0.00	2	0	0.2	0	0
Mijares	0-0	81.00	2	0	0.1	2	3
Mota	0-0	18.00	2	0	1.0	4	2
Romo	1-0	2.08	3	1	4.1	2	1
Vogelsong	0-0	1.80	1	0	5.0	3	1
Zito	0-0	6.75	1	0	2.2	4	2

Cincinnati Batting

Player	AVG	G	AB	R	H	HR	RBI
Bruce	.263	5	19	2	5	1	4
Cairo	.000	3	2	0	0	0	0
Cozart	.238	5	21	2	5	0	0
Frazier	.167	4	6	0	1	0	1
Hanigan	.200	4	15	3	3	0	3
Heisey	.000	4	3	1	0	0	0
Ludwick	.333	5	18	4	6	3	4
Navarro	.250	2	4	0	1	0	0
Paul	.333	3	3	1	1	0	0
Phillips	.375	5	24	1	9	1	7
Rolen	.250	4	16	1	4	0	1
Stubbs	.211	5	19	4	4	0	1
Valdez	.000	2	1	0	0	0	0
Votto	.389	5	18	3	7	0	0

Cincinnati Pitching

Player	W-L	ERA	G	SV	IP	H	ER
Arredondo	0-0	20.25	2	0	1.1	4	3
Arroyo	1-0	0.00	1	0	7.0	1	0
Bailey	0-0	1.29	1	0	7.0	1	1
Broxton	0-1	0.00	3	0	3.0	4	0
Chapman	0-0	3.00	3	0	3.0	2	1
Cueto	0-0	0.00	1	0	0.1	0	0
Hoover	0-0	0.00	2	0	2.2	0	0
Latos	0-1	6.48	2	0	8.1	11	6
Leake	0-1	10.38	1	0	4.1	6	5
LeCure	1-0	0.00	3	0	4.0	2	0
Marshall	0-0	0.00	3	0	4.0	0	0
Simon	0-0	0.00	1	0	1.0	1	0

Game 1 @ SF (AT&T Park) - Reds 5, Giants 2

Oct. 6 - After 1 batter and 8 pitches, RHP Johnny Cueto left the game with back spasms...was the fewest batters faced by any starting pitcher in a Postseason game in Major League history...the previous record was held by Washington's Curly Odgen, who faced 2 batters in Game 7 of the 1924 World Series vs the New York Giants...RHP Mat Latos pitched in relief (4ip, 1er) for the first time in his Major League career...Brandon Phillips (3h, 1hr, 3rbi) became the third Reds player with at least 3 hits and 3 RBI in a Postseason game since RBI became an official statistic in 1920...Tony Perez did it in Game 2 of the 1975 NLCS vs Pit (3 hits, 3rbi) and Mariano Duncan did it in Game 3 of the 1990 NLCS, also vs. Pittsburgh (3 hits, 4rbi)...Homer Bailey made the second pinch-hitting appearance of his career and struck out vs. Matt Cain...Bailey also pinch hit and struck out on 9/2/09 vs Col.

	1	2	3	4	5	6	7	8	9	R	H	E	Attendance
Cin	0	0	2	1	0	0	0	2		5	9	1	43,492
SF	0	0	0	0	0	1	0	0	1	2	7	0	

WP - LeCure (1-0), LP - Cain (0-1), Save - None
HR - Phillips, Bruce, Posey

Game 2 @ SF (AT&T Park) - Reds 9, Giants 0

Oct. 7 - Bronson Arroyo (7ip, 1h), J.J. Hoover (1ip) and Jose Arredondo (1ip, 1h) combined on a 2-hitter...Ryan Ludwick hit his first career Postseason homer...Ryan Hanigan had 2 hits and 3 RBI...the shutout was the first by the Reds in the playoffs since a 7-0 win vs. Oakland in Game 1 of the 1990 World Series...were the fewest hits allowed by Reds pitching in Postseason play since their 2-hitter in the deciding Game 4 of the 1990 World Series...9 runs were the most by Reds batters in a playoff game since a 10-1 win in Game 3 of the 1995 NLDS vs. Los Angeles.

	1	2	3	4	5	6	7	8	9	R	H	E	Attendance
Cin	0	1	0	3	0	0	5	0		9	13	0	43,505
SF	0	0	0	0	0	0	0	0		0	2	0	

WP - Arroyo (1-0), LP - Bumgarner (0-1), Save - None
HR - Ludwick

Game 3 @ CIN (Great American Ball Park) - Giants 2, Reds 1 (10 innings)

Oct. 9 - Reds pitchers recorded 16 strikeouts, a club record for a Postseason game (12k, Game 1, 1990 NLCS vs Pit)...Homer Bailey's 10 strikeouts also were a Reds Postseason record, breaking by 1 strikeout the mark shared by Hod Eller (Game 5, 1919 World Series) and Jose Rijo (Game 4, 1990 World Series)...from the fourth through sixth innings Bailey recorded 6 consecutive outs by strikeout, tying Eller's club record

set in Game 5 of the 1919 World Series...Bailey became only the fourth pitcher in Major League Postseason history to allow 1 or fewer hits while striking out at least 10 batters and throwing at least 7 innings...he joined Bal's Mike Mussina (1997 ALCS vs Cle, 8ip, 1h, 10k), NYY's Orlando Hernandez (1999 World Series vs Atl, 7ip, 1h, 10k) and NYY's Roger Clemens (2000 ALCS vs Sea, 9ip, 1h, 15k)...Ryan Vogelsong (5ip, 3h, 1er, 3bb, 5k) started for the Giants, who won on an unearned run in the 10th...Reds batters produced their only run in the first inning on 3 hits and a walk, then were held to 1 hit the last 9 innings of the game... for only the second time in the 10-year history of Great American Ball Park, there was not an extra-base hit (other, 2003).

NL Central Standings

Cincinnati	97	65	.599	-
St. Louis	88	74	.543	9.0
Milwaukee	83	79	.512	14.0
Pittsburgh	79	83	.488	18.0
Chicago	61	101	.377	36.0
Houston	55	107	.340	42.0

	1	2	3	4	5	6	7	8	9	10	R	H	E	Attendance
SF	0	0	1	0	0	0	0	0	0	1	2	3	0	44,501
Cin	1	0	0	0	0	0	0	0	0	0	1	4	1	

WP - Romo (1-0), LP - Broxton (0-1), Save - None
HR - None

Game 4 @ CIN (Great American Ball Park) - Giants 8, Reds 3

Oct. 10 - The Giants won for the 12th straight time in a game started by Barry Zito (2.2ip, 4h, 2er, 4bb, 4k)...Mike Leake (4.1ip, 6h, 5er, 2bb, 1k, 2hr) started in place of Johnny Cueto, who suffered a back injury in Game 1...Angel Pagan became the first Giants player, in New York or San Francisco, to lead off a Postseason game with a homer.

	1	2	3	4	5	6	7	8	9	R	H	E	Attendance
SF	1	2	0	0	2	0	3	0	0	8	11	1	44,375
Cin	1	0	1	0	0	1	0	0	0	3	9	0	

WP - Lincecum (1-0), LP - Leake (0-1), Save - None
HR - Pagan, Blanco, Ludwick, Sandoval

Game 5 @ CIN (Great American Ball Park) - Giants 6, Reds 4

Oct. 11 - The Giants scored all 6 of their runs in the fifth inning, capped by Buster Posey's grand slam off Mat Latos... Posey became the third Giants player to hit a Postseason grand slam, joining Chuck Hiller (Game 4, 1962 World Series at NYY) and Will Clark (Game 1, 1989 NLCS at Chi)...was the first career grand slam allowed by Latos and only the second Postseason grand slam allowed by a Reds pitcher (Bal's Dave McNally off Wayne Granger, 1970 World Series)...Reds batters produced 12 hits but went 2-for-13 with RISP and stranded 11 base runners, including 2 base runners in each of the last 3 innings.

	1	2	3	4	5	6	7	8	9	R	H	E	Attendance
SF	0	0	0	0	6	0	0	0	0	6	9	1	44,142
Cin	0	0	0	0	2	1	0	0	1	4	12	1	

WP - Cain (1-1), LP - Latos (0-1), Save - Romo (1)
HR - Posey (grand slam off Latos), Ludwick





2013 WILD CARD GAME

Summary

The Redlegs made their third Postseason appearance in 4 seasons, including National League Central Division championships in 2010 and 2012 and the 2013 Wild Card berth...in franchise history, this successful Postseason stretch is matched only by the teams that made 6 playoff appearances during the Big Red Machine era (1970, 1972, 1973, 1975, 1976, 1979).

Game 1 @ PIT (PNC Park) - Pirates 6, Reds 2

Oct. 1 - The Reds were eliminated from the Postseason following a 6-2 loss at Pittsburgh in the National League Wild Card game...Johnny Cueto started for the Reds and suffered the loss (3.1ip, 7h, 4er, 1bb, 0k, 2hr)...Ryan Ludwick produced 2 of the Reds' 6 hits, including a pair of doubles...in the top of the eighth inning Shin-Soo Choo homered off Tony Watson, the first home run by Choo off a left-hander all season and the first homer all year allowed to a left-handed batter by Watson... Russell Martin (2hr) become only the second Pirates batter ever to homer more than once in the playoffs (Bob Robertson, 3hr, 1971 NLCS at SF)... was the first Postseason game in PNC Park history and the Pirates' first playoff game since the 1992 NLCS vs the Braves.

	1	2	3	4	5	6	7	8	9	R	H	E	Attendance
Cin	0	0	0	1	0	0	0	1	0	2	6	0	40,487
Pit	0	2	1	2	0	0	1	0	x	6	14	0	

WP - Liriano (1-0), LP - Cueto (0-1), Save - None
HR - Choo, Byrd, Martin 2

Pittsburgh Batting

Player	AVG	G	AB	R	H	HR	RBI
Alvarez	.000	1	3	0	0	0	1
Barnes	.250	1	4	0	1	0	0
Byrd	.250	1	4	1	1	1	2
Marte	.400	1	5	1	2	0	0
Martin	.750	1	4	2	3	2	2
McCutchen	.667	1	3	1	2	0	0
Morneau	.250	1	4	0	1	0	0
Snider	.000	1	1	0	0	0	0
Walker	.400	1	5	1	2	0	1

Pittsburgh Pitching

Player	W-L	ERA	G	SV	IP	H	ER
Grilli	0-0	0.00	1	0	1.0	0	0
Liriano	1-0	1.29	1	0	7.0	4	1
Watson	0-0	9.00	1	0	1.0	2	1

Cincinnati Batting


Player	AVG	G	AB	R	H	HR	RBI
Bruce	.250	1	4	0	1	0	1
Choo	.333	1	3	2	1	1	1
Cozart	.000	1	3	0	0	0	0
Cueto	.000	1	1	0	0	0	0
Frazier	.250	1	4	0	1	0	0
Hanigan	.000	1	3	0	0	0	0
Heisey	.000	1	1	0	0	0	0
Ludwick	.750	1	4	0	3	0	0
Mesoraco	.000	1	1	0	0	0	0
Phillips	.000	1	4	0	0	0	0
Votto	.000	1	4	0	0	0	0

Cincinnati Pitching

Player	W-L	ERA	G	SV	IP	H	ER
Cueto	0-1	10.80	1	0	3.1	8	4
Hoover	0-0	0.00	1	0	0.2	0	0
LeCure	0-0	0.00	1	0	1.0	1	0
Marshall	0-0	---	1	0	0.0	1	1
Ondrusek	0-0	9.00	1	0	1.0	1	1
Parra	0-0	0.00	1	0	0.2	1	0
Simon	0-0	0.00	1	0	1.1	2	0

NL Central Standings

St. Louis	97	65	.599	-
Pittsburgh	94	68	.580	3.0
Cincinnati	90	72	.556	7.0
Milwaukee	74	88	.457	23.0
Chicago	66	96	.407	31.0



MEDIA

The Reds issue more than 200 season credentials to members of the media who cover the team on a regular basis, many of whom attended Shogo Akiyama's introduction on January 8, 2020. Traveling entities include the Cincinnati Enquirer, MLB.com and TheAthletic.com. The Reds' broadcast rightsholders are FOX Sports Ohio and 700 WLW Radio.

REDS ON THE AIRWAVES

RADIO

In 2020, **Tommy Thrall** will enjoy his first full season as the play-by-play broadcaster for the Reds Radio Network. He replaces Hall of Famer **Marty Brennaman**, who following the 2019 season retired after 46 seasons. **Thrall** will be joined in the booth on a regular basis by **Jeff Brantley**. The Reds on Radio Network is one of the largest in professional sports, with more than 100 stations covering 8 states. The 50,000-watt flagship station is **700 WLW (AM 700)** in Cincinnati. Selected spring training games, all 162 regular-season games and all Postseason games will be broadcast on 700 WLW Radio.



TELEVISION

FOX Sports Ohio holds the exclusive local cable and telecast rights for Cincinnati Reds baseball. **FOX Sports Ohio** will broadcast more than 150 games each year, all in high definition.



REDS PLAY-BY-PLAY & COLOR BROADCASTERS ROSTER

Lee Allen	1943-44
Roger Bake	1939-41
Red Barber *	1934-38
Johnny Bench	1987-90
Jeff Brantley	2007-19
Dick Bray	1937-43
Marty Brennaman *	1974-2019
Thom Brennaman	1989, 2007-19
Bill Brown	1976-82
"Oatmeal" Brown	1933
George Bryson	1956-60
Bob Burdette	1929
Dick Carlson	1980-83
Sean Casey	2011-2014
Gordy Coleman	1990-94
Ken Coleman	1975-79
Jim Day	2011-19
Doug Flynn	2012-2019
George Grande	1993-2018
Danny Graves	2018-19
Harry Hartman	1931-33
Tom Hedrick	1971-72
Al Helfer *	1935-36
Russ Hodges *	1932
Waite Hoyt	1942-65, '72
Charlie Jones	1973-74
Paul Keels	2010
Jim Kelch	2008-2017
Gene Kelly	1962-63

Ed Kennedy	1961-70
Steve LaMar	1990-92
Ray Lane	1979-84
Sam LeCure	2018
Frank McCormick	1958-68
Jim McIntyre	1966-70
Kent Mercker	2009-2012
Al Michaels	1971-73
Gene Mittendorf	1924
Jack Moran	1955-61
Joe Morgan	1985
Dick Nesbitt	1942
Joe Nuxhall	1967-2007
Wes Parker	1973
Steve Physioc	1986
Jay Randolph	1988
Pee Wee Reese	1969-70
Mark Scott	1956
Steve Stewart	2004-07
Claude Sullivan	1964-67
Sidney Ten-Eyck	1931-33
Red Thornburgh	1947
Tommy Thrall	2019
Bob Waller	1971
Chris Welsh	1993-2019
Ken Wilson	1983-85
Woody Woodward	1974-75

* Hall of Fame's Ford C. Frick Award winners

REDS BROADCASTERS ON RADIO/TELEVISION

Year	Radio	Announcers	TV	Cable	Announcers
1924	WMH	Gene Mittendorf	-	-	-
1929	WLW	Bob Burdette	-	-	-
1931	WFBE	Harry Hartman, Sidney Ten-Eyck	-	-	-
1932	WFBE	Russ Hodges, Harry Hartman, Sidney Ten-Eyck	-	-	-
1933	WFBE, WSAI	Harry Hartman, Sidney Ten-Eyck, "Oatmeal" Brown	-	-	-
1934	WFBE, WKRC, WSAI	Red Barber	-	-	-
1935	WFBE, WKRC, WSAI	Red Barber, Al Helfer	-	-	-
1936	WCPO, WSAI	Red Barber, Al Helfer	-	-	-
1937	WCPO, WSAI	Red Barber, Dick Bray	-	-	-
1938	WCPO, WSAI	Red Barber, Dick Bray	-	-	-
1939	WCPO, WSAI	Roger Baker, Dick Bray	-	-	-

Year	Radio	Announcers	TV	Cable	Announcers
1940	WCPO, WSAI	Roger Baker, Dick Bray	-	-	-
1941	WCPO, WSAI	Roger Baker, Dick Bray	-	-	-
1942	WKRC, WSAI, WCPO	Waite Hoyt, Dick Nesbitt, Dick Bray	-	-	-
1943	WKRC, WSAI	Waite Hoyt, Lee Allen, Dick Bray	-	-	-
1944	WKRC, WSAI	Waite Hoyt, Lee Allen	-	-	-
1945	WCPO	Waite Hoyt	-	-	-
1946	WCPO	Waite Hoyt	-	-	-
1947	WCPO	Waite Hoyt	W8XCT	-	Red Thornburgh
1948	WCPO	Waite Hoyt	WLWT - 5	-	Waite Hoyt
1949	WCPO	Waite Hoyt	WLWT - 5	-	Waite Hoyt
1950	WCPO	Waite Hoyt	WLWT - 5	-	Waite Hoyt
1951	WCPO	Waite Hoyt	WLWT - 5	-	Waite Hoyt
1952	WCPO	Waite Hoyt	WLWT - 5	-	Waite Hoyt
1953	WCPO	Waite Hoyt	WLWT - 5	-	Waite Hoyt
1954	WCPO	Waite Hoyt	WLWT - 5	-	Waite Hoyt
1955	WSAI	Waite Hoyt, Jack Moran	WCPO - 9	-	Waite Hoyt
1956	WSAI	Waite Hoyt, Jack Moran	WLWT - 5	-	George Bryson, Mark Scott
1957	WKRC	Waite Hoyt, Jack Moran	WLWT - 5	-	George Bryson
1958	WKRC	Waite Hoyt, Jack Moran	WLWT - 5	-	George Bryson, Frank McCormick
1959	WKRC	Waite Hoyt, Jack Moran	WLWT - 5	-	George Bryson, Frank McCormick
1960	WKRC	Waite Hoyt, Jack Moran	WLWT - 5	-	George Bryson, Frank McCormick
1961	WKRC	Waite Hoyt, Jack Moran	WLWT - 5	-	Ed Kennedy, Frank McCormick
1962	WKRC	Waite Hoyt, Gene Kelly	WLWT - 5	-	Ed Kennedy, Frank McCormick
1963	WKRC	Waite Hoyt, Gene Kelly	WLWT - 5	-	Ed Kennedy, Frank McCormick
1964	WCKY	Waite Hoyt, Claude Sullivan	WLWT - 5	-	Ed Kennedy, Frank McCormick
1965	WCKY	Waite Hoyt, Claude Sullivan	WLWT - 5	-	Ed Kennedy, Frank McCormick
1966	WCKY	Claude Sullivan, Jim McIntyre	WLWT - 5	-	Ed Kennedy, Frank McCormick
1967	WCKY	Claude Sullivan, Jim McIntyre, Joe Nuxhall	WLWT - 5	-	Ed Kennedy, Frank McCormick
1968	WCKY	Jim McIntyre, Joe Nuxhall	WLWT - 5	-	Ed Kennedy, Frank McCormick
1969	700-WLW	Jim McIntyre, Joe Nuxhall	WLWT - 5	-	Ed Kennedy, Pee Wee Reese
1970	700-WLW	Jim McIntyre, Joe Nuxhall	WLWT - 5	-	Ed Kennedy, Pee Wee Reese
1971	700-WLW	Al Michaels, Joe Nuxhall	WLWT - 5	-	Tom Hedrick, Bob Waller
1972	700-WLW	Al Michaels, Joe Nuxhall	WLWT - 5	-	Tom Hedrick, Waite Hoyt
1973	700-WLW	Al Michaels, Joe Nuxhall	WLWT - 5	-	Charlie Jones, Wes Parker
1974	700-WLW	Marty Brennaman, Joe Nuxhall	WLWT - 5	-	Charlie Jones, Woody Woodward
1975	700-WLW	Marty Brennaman, Joe Nuxhall	WLWT - 5	-	Ken Coleman, Woody Woodward
1976	700-WLW	Marty Brennaman, Joe Nuxhall	WLWT - 5	-	Ken Coleman, Bill Brown
1977	700-WLW	Marty Brennaman, Joe Nuxhall	WLWT - 5	-	Ken Coleman, Bill Brown
1978	700-WLW	Marty Brennaman, Joe Nuxhall	WLWT - 5	-	Ken Coleman, Bill Brown
1979	700-WLW	Marty Brennaman, Joe Nuxhall	WLWT - 5	-	Ken Coleman, Ray Lane, Bill Brown
1980	700-WLW	Marty Brennaman, Joe Nuxhall, Dick Carlson	WLWT - 5	-	Bill Brown, Ray Lane
1981	700-WLW	Marty Brennaman, Joe Nuxhall	WLWT - 5	-	Bill Brown, Ray Lane, Dick Carlson
1982	700-WLW	Marty Brennaman, Joe Nuxhall	WLWT - 5	-	Bill Brown, Ray Lane, Dick Carlson
1983	700-WLW	Marty Brennaman, Joe Nuxhall	WLWT - 5	-	Ray Lane, Ken Wilson, Dick Carlson
1984	700-WLW	Marty Brennaman, Joe Nuxhall	WLWT - 5	-	Ray Lane, Ken Wilson
1985	700-WLW	Marty Brennaman, Joe Nuxhall	WLWT - 5	-	Ken Wilson, Joe Morgan
1986	700-WLW	Marty Brennaman, Joe Nuxhall	WLWT - 5	-	Steve Physioc, Marty Brennaman, Joe Nuxhall
1987	700-WLW	Marty Brennaman, Joe Nuxhall	WLWT - 5	-	Marty Brennaman, Joe Nuxhall, Johnny Bench
1988	700-WLW	Marty Brennaman, Joe Nuxhall	WLWT - 5	-	Johnny Bench, Jay Randolph
1989	700-WLW	Marty Brennaman, Joe Nuxhall	WLWT - 5	-	Johnny Bench, Thom Brennaman
1990	700-WLW	Marty Brennaman, Joe Nuxhall	WLWT - 5	-	Steve LaMar, Johnny Bench, Gordy Coleman, Tom Hume
1991	700-WLW	Marty Brennaman, Joe Nuxhall	WLWT - 5	SC Ohio	Steve LaMar, Marty Brennaman, Gordy Coleman
1992	700-WLW	Marty Brennaman, Joe Nuxhall	WLWT - 5	SC Ohio	Steve LaMar, Marty Brennaman, Gordy Coleman
1993	700-WLW	Marty Brennaman, Joe Nuxhall	WLWT - 5	SC Ohio	George Grande, MBrennaman, Gordy Coleman, Chris Welsh
1994	700-WLW	Marty Brennaman, Joe Nuxhall	WLWT - 5	SC Ohio	George Grande, MBrennaman, Gordy Coleman, Chris Welsh
1995	700-WLW	Marty Brennaman, Joe Nuxhall	WLWT - 5	SC Ohio	George Grande, MBrennaman, Chris Welsh

Year	Radio	Announcers	TV	Cable	Announcers
1996	700-WLW	Marty Brennaman, Joe Nuxhall	WSTR - 64	SC Ohio	George Grande, MBrennaman, Chris Welsh
1997	700-WLW	Marty Brennaman, Joe Nuxhall	WSTR - 64	SC Ohio	George Grande, MBrennaman, Chris Welsh
1998	700-WLW	Marty Brennaman, Joe Nuxhall	WKRC-12, WSTR-64	Fox Ohio	George Grande, MBrennaman, Chris Welsh
1999	700-WLW	Marty Brennaman, Joe Nuxhall	None	Fox Ohio	George Grande, Chris Welsh
2000	700-WLW	Marty Brennaman, Joe Nuxhall	None	Fox Net	George Grande, Chris Welsh
2001	700-WLW	Marty Brennaman, Joe Nuxhall	None	Fox Net	George Grande, Chris Welsh
2002	700-WLW	Marty Brennaman, Joe Nuxhall	None	Fox Net	George Grande, Chris Welsh
2003	700-WLW	Marty Brennaman, Joe Nuxhall	None	Fox Net	George Grande, Chris Welsh
2004	700-WLW	Marty Brennaman, Joe Nuxhall, Steve Stewart	None	Fox Net	George Grande, Chris Welsh
2005	700-WLW	Marty Brennaman, Steve Stewart, Joe Nuxhall	None	FSN Ohio	George Grande, Chris Welsh
2006	700-WLW	Marty Brennaman, Steve Stewart, Joe Nuxhall	None	FSN Ohio	George Grande, Chris Welsh
2007	700-WLW	Marty Brennaman, Thom Brennaman, Jeff Brantley, Joe Nuxhall, Steve Stewart	None	FSN Ohio	George Grande, Chris Welsh, Thom Brennaman, Jeff Brantley, Steve Stewart
2008	700-WLW	Marty Brennaman, Thom Brennaman, Jeff Brantley	None	FSN Ohio	George Grande, Chris Welsh, Thom Brennaman, Jeff Brantley
2009	700-WLW	Marty Brennaman, Thom Brennaman, Jeff Brantley, Jim Kelch, Dan Hoard, Kent Mercker	None	FOX Sports Ohio	George Grande, Chris Welsh, Thom Brennaman, Jeff Brantley, Jim Kelch
2010	700-WLW	Marty Brennaman, Thom Brennaman, Jeff Brantley, Jim Kelch, Kent Mercker, Chris Welsh	None	FOX Sports Ohio	Thom Brennaman, Jeff Brantley, Paul Keels, Chris Welsh, Jim Kelch, George Grande
2011	700-WLW	Marty Brennaman, Thom Brennaman, Jeff Brantley, Jim Kelch,	None	FOX Sports Ohio	Thom Brennaman, Jeff Brantley, Chris Welsh, George Grande, Jim Kelch, Jim Day, Sean Casey
2012	700-WLW	Marty Brennaman, Thom Brennaman, Jeff Brantley, Jim Kelch, Doug Flynn	None	FOX Sports Ohio	Thom Brennaman, Jeff Brantley, Chris Welsh, George Grande, Jim Kelch, Jim Day, Sean Casey
2013	700-WLW	Marty Brennaman, Thom Brennaman, Jeff Brantley, Jim Kelch, Doug Flynn	None	FOX Sports Ohio	Thom Brennaman, Jeff Brantley, Chris Welsh, George Grande Jim Kelch, Jim Day, Sean Casey
2014	700-WLW	Marty Brennaman, Thom Brennaman, Jeff Brantley, Jim Kelch, Doug Flynn	None	FOX Sports Ohio	Thom Brennaman, Jeff Brantley, Chris Welsh, George Grande, Jim Kelch, Jim Day, Sean Casey
2015	700-WLW	Marty Brennaman, Thom Brennaman, Jeff Brantley, Jim Kelch, Doug Flynn	None	FOX Sports Ohio	Thom Brennaman, Jeff Brantley, Chris Welsh, George Grande, Jim Kelch, Jim Day
2016	700-WLW	Marty Brennaman, Thom Brennaman, Jeff Brantley, Jim Kelch, Doug Flynn, Tom Browning	None	FOX Sports Ohio	Thom Brennaman, Jeff Brantley, Chris Welsh, George Grande, Jim Kelch, Jim Day
2017	700-WLW	Marty Brennaman, Thom Brennaman, Jeff Brantley, Jim Kelch, Doug Flynn	None	FOX Sports Ohio	Thom Brennaman, Jeff Brantley, Chris Welsh, George Grande, Jim Kelch, Jim Day
2018	700-WLW	Marty Brennaman, Thom Brennaman, Jeff Brantley, Jim Day, Doug Flynn, Danny Graves, Tommy Thrall, Tom Nichols	None	FOX Sports Ohio	Thom Brennaman, Jeff Brantley, Chris Welsh, George Grande, Jim Day
2019	700-WLW	Marty Brennaman, Thom Brennaman, Jeff Brantley, Tommy Thrall, Doug Flynn, Danny Graves	None	FOX Sports Ohio	Thom Brennaman, Jim Day, Chris Welsh, Jeff Brantley

2020 REDS ON RADIO AFFILIATES

OHIO

Athens	WATH AM	970
	WATH FM	97.1
Cambridge	WILE FM	97.9
Canton-Massillon	WTIG AM	990
Celina	WKKI FM	94.3
Chillicothe	WBEX AM	1490
	WBEX FM	92.7
Cincinnati	WLW AM	700
	WKFS FM	94.5
Columbus	WYTS AM	1230
	WYTS FM	105.3
Dayton	WING AM	1410
Findlay	WBVI FM	96.7
Fostoria	WFOB AM	1430
	WFOB FM	105.7
Hillsboro	WSRW AM	1590
	WSRW FM	101.5
Ironton	WIRO AM	1230
	WLRX FM	107.1
Lima	WIMA AM	1150
Marietta	WMOA AM	1490
	WMOA FM	101.3
Marysville	WQTT AM	1270
	WQTT FM	96.7
Portsmouth	WNXT AM	1260
Sidney	WMVR FM	105.5
Wash. CH	WCHO AM	1250
Zanesville	WHIZ AM	1240
	WHIZ FM	102.3

ILLINOIS

Mt. Carmel	WSJD FM	100.5
------------	---------	-------

INDIANA

Batesville	WRBI FM	103.9
Bloomington	WGCL AM	1370
	WGCL FM	96.1
Connersville/	WLPK AM	1580
Rushville	WLPK FM	106.9
Crawfordsville	WCVL AM	1550
	WCVL FM	92.1
Evansville	WSON AM	860
	WSON FM	96.5

Madison	WXGO AM	1270
	WXGO FM	100.9
Muncie	WXFN AM	1340
	WXFN FM	102.9
Portland	WPGW AM	1440
	WPGW FM	100.9
	WPGW FM	105.3
Princeton	WSJD FM	100.5
Richmond	WKBV AM	1490
	WKBV FM	100.9
Salem	WSLM AM	1220
	WSLM FM	97.9
Sullivan	WNDI AM	1550
	WNDI FM	95.3
Washington	WAMW AM	1580
	WAMW FM	95.9
	WAMW FM	101.3

KENTUCKY

Ashland	WVHU AM	800
Bowling Green	WWKU AM	1450
	WWKU FM	102.7
Campbellsville	WTCO AM	1450
	WTCO FM	106.7
Columbia	WAIN AM	1270
	WAIN FM	101.9
Cynthiana	WCYN AM	1400
	WCYN FM	101.3
Elizabethtown	WIEL AM	1400
	WIEL FM	106.1
Elkhorn City	WEKB AM	1460
	WEKB FM	104.3
Frankfort	WHBE FM	105.7
Glasgow	WCDS AM	1230
Grayson	WUGO FM	99.7
	WGOH AM	1370
	WGOH FM	100.9
Hopkinsville	WHOP AM	1230
	WHOP FM	95.3
Lexington	WLXG AM	1300
	WLXG FM	92.5
London	WFTG AM	1400
	WFTG FM	106.9
Louisville	WHBE AM	680
	WHBE FM	105.7

Martin	WMDJ FM	100.1
Maysville	WFTM AM	1240
Morehead	WMOR FM	106.1
Munfordville	WLOC AM	1150
	WLOC FM	101.7
Paintsville	WKYH AM	600
Pikeville	WLSI AM	900
	WLSI FM	95.9
	WPKE AM	1240
	WPKE FM	98.1
Richmond	WEKY AM	1340
	WEKY FM	92.5
Somerset	WTLO AM	1480
	WTLO FM	97.7
Whitesburg	WTCW AM	920
	WTCW FM	95.1

NORTH CAROLINA

New Bern	WNOS AM	1450
	WNOS FM	103.9

TENNESSEE

Clarksville	WHOP AM	95.3
	WHOP FM	95.3

VIRGINIA

Wise	WTCW AM	920
	WTCW FM	95.1

WEST VIRGINIA

Charleston	WCHS AM	580
	WCHS FM	96.5
Hinton	WMTD FM	102.3
Huntington	WVHU AM	800
Kenova	WTCR AM	1420
Logan	WVOW AM	1290
	WVOW FM	101.9
Milton	WZZW AM	1600
Ravenswood	WMOV AM	1360
	WMOV FM	93.5
Ripley	WMOV FM	106.7
Williamson	WBTH AM	1400
	WBTH FM	102.5

General Media Information

CONTACT INFORMATION

You can contact the Cincinnati Reds media relations office at (513) 765-7800. During games, you can reach the media relations staff in the press box at (513) 765-7350 or (513) 765-7450.

MEDIA CREDENTIALS

Cincinnati Reds media credentials will be issued only to reporters or photographers for accredited media. Reds season credentials only will be issued to those media outlets that cover the Reds on a daily basis. Credentials requests can be made online at <https://credentials.mlb.com>. Please allow 24-hour notice for all daily credential requests. Under no circumstances are media credentials to be transferred from person to person. Violation of this policy will result in notification of the Major League office of the violation, dismissal of the media member from Great American Ball Park and confiscation of the violator's media credential.

MEDIA CREDENTIAL PICKUP

Members of the media can pick up approved daily credentials inside Dock 3 at Great American Ball Park's Pete Rose Way entrance, located adjacent to US Bank Arena on the east side of the facility.

PRESS BOX

The TV and radio broadcast booths are located on Level 3 of Great American Ball Park. The writing press box is located on Suite Level 2, down the third base line. The writing press box is open 3 hours and 30 minutes prior to gametime. The press dining room, located on broadcast Level 3, is open 2 hours prior to gametime. A delicious buffet dinner is available for purchase.

CLUBHOUSE ACCESS

Only media with approved credentials have access to the clubhouses. The clubhouses are open 3 hours and 30 minutes prior to the start of each game and close 1 hour prior to the start of each game. Following the game, the clubhouses will open no later than 10 minutes after the final out. The clubhouses are located on Field Level. The Reds' dugout is located on the first base side, the visitors' dugout on the third base side. Until batting practice is over, media can access the field through the tunnels adjacent to each clubhouse. After batting practice is over, access to and from the field may be made only through the tunnel on the outfield side of the third base dugout. Members of the media are not permitted in the training room, players' lounge or equipment areas.

MEDIA PARKING

The media relations department does not have individual gameday parking passes. For information on monthly parking, contact Central Parking at (513) 946-8100.

2020 BATTING PRACTICE SCHEDULE

Gametime	8:05	7:10	6:40	4:10	3:10	2:10	1:10	12:35
Visitors Early Work	3:25	2:30	2:00	11:30	-	-	-	-
Reds Early Work	4:25	3:30	3:00	12:30	-	-	-	-
Reds Pitchers Hit	5:20	4:25	3:55	1:25	-	-	-	-
Reds BP	5:45	4:50	4:20	1:50	12:50	11:50	10:50	10:15
Visitors BP	6:40	5:45	5:15	2:45	1:45	12:45	11:45	11:10

Game Broadcast



JOE ZERHUSEN - Affiliate/Broadcast Manager

Joe Zerhusen is in his 18th season as the public address announcer for the Reds at Great American Ball Park. He also manages the Cincinnati Reds Radio Network, which now numbers more than 110 radio stations covering 8 states. Zerhusen spent 10 years as the public address announcer for the University of Cincinnati, working football games at Nippert Stadium and men's and women's basketball games at Fifth Third Arena. He also has worked NASCAR and IndyCar races at Kentucky Speedway. A lifelong Reds fan, Joe grew up in Northern Kentucky, where he attended Covington Catholic High School and Northern Kentucky University.



BOB PENNELL

Bob Pennell is in his ninth full year as coordinating producer for Reds TV broadcasts on FOX Sports Ohio. Prior to taking that position during the 2011 season, he had served as a producer/director since 1997 for Cleveland Indians and Cleveland Cavaliers games. In addition to Reds and Indians baseball, Pennell also has directed Columbus Blue Jackets hockey and Ohio high school football. The lifelong Ohioan grew up in the Youngstown area and graduated from Kent State in 1985. Bob and wife Lori have 4 children, Erica, Eliot, Amy and Natalie.



JOSH HALL

Josh Hall is in his ninth season as the producer of Reds games on FOX Sports Ohio. In January 2012 the Ohio native joined Reds TV from the Phoenix Suns, where he had produced games and pre-game shows since 2006. He also has worked on TV broadcasts for the Super Bowl, Final Four, PGA Championship, Masters and SEC football championship game. Hall began his career in 1997 as an intern for Cleveland Indians TV broadcasts on SportsChannel Ohio, then from 1999-2001 was the sports producer at CLTV in Chicago. From 2001-02 he was a production coordinator for International Sports Broadcasting, the host broadcast entity for the 2002 Winter Olympics, and from 2003-06 he was a broadcast associate for CBS Sports working the NFL, college football, NCAA basketball and PGA Tour. Josh is a 1994 graduate of Jefferson High School in northern Ohio and a 1998 graduate of Wheaton College in Illinois.



ROY ALFERS

In his second stint working for Reds TV, Roy Alfors is in his 13th full season directing the FOX Sports Ohio broadcasts. He also directed the club's broadcasts from 1982-90. Alfors spent 14 seasons directing Atlanta Braves and Hawks telecasts for TBS and Fox South, winning 8 Emmy Awards for his baseball and basketball coverage. He has been a producer/director for Xavier basketball for 17 seasons on FSOH and also worked SEC and ACC basketball and football broadcasts for Raycom Sports. He won an Emmy for his ACC football coverage in 2014. For the last 14 seasons Alfors produced and directed pre-season football games for the NFL's Indianapolis Colts, and for 11 years he worked Ohio State men's basketball telecasts.



BRIAN HUNTERMAN

Brian Hunterman will direct the studio portion of the FOX Sports Ohio pre- and post-game shows, while Brian Filippetti will direct Reds TV game broadcasts. Hunterman, who also will produce, has directed and produced hockey, basketball and football at professional, college and high school levels, as well as pre-season specials, weekly programs and pre-game shows. Hunterman has won 4 Regional Emmy Awards, including 2 for his work on Reds baseball. The 2020 season is his 42nd associated with the Reds. Filippetti is in his fifth season as a director for FOX Sports Ohio's

BRIAN FILIPPETTI



Reds broadcasts. As the network's director for the Blue Jackets, he won Ohio Valley Regional Emmy awards for his hockey coverage in 2014, 2017 and 2018. Filippetti has worked in television production for more than 20 years covering a variety of sports, including basketball, hockey, football, baseball and soccer.



DAVE ARMBRUSTER

Dave Armbruster enters his 35th season as producer/engineer for the Reds on Radio. For 15 years he was the network coordinator responsible for the affiliates on the Reds Radio Network, which included outlets in 7 states and broadcasts that could be heard in 38 states on flagship station 700 WLW. A Cincinnati native, Armbruster has been with 700 WLW for 39 years. He also oversees the Bengals Radio Network, as well as the radio broadcasts for the University of Cincinnati Bearcats and Xavier University Musketeers.

COVERING THE BEAT



Hal McCoy
BBWAA



Joe Kay
Associated Press



Mark Sheldon
MLB.com



C. Trent Rosecrans
TheAthletic.com



Paul Dehner Jr.
The Athletic



Bobby Nightengale
Cincinnati Enquirer



John Fay
Cincinnati Enquirer



Fletcher Page
Cincinnati Enquirer



Paul Daugherty
Cincinnati Enquirer



Tom Archdeacon
Cox Media Group



David Jablonski
Cox Media Group



Jay Morrison
The Athletic



Mark Schmetzer
Reds Report/AP



Gary Schatz
Home Beat



Jeff Wallner
WCPO.com



Kennan Singleton
WCPO-TV 9



Reggie Wilson
WCPO-TV 9



Gary Miller
WKRC-TV 12



Chris Renkel
WKRC-TV 12



Jack Pohl
WDTN-TV 2



Mike Hartsock
WHIO-TV 7



George Vogel
WLWT-TV 5



Elise Jesse
WLWT-TV 5



Brandon Saho
WLWT-TV 5



Joe Danneman
WXIX-TV 19



Jeremy Rauch
WXIX-TV 19



Betsy Ross
WXIX-TV 19



Mark Maloney
Herald-Leader



Conrad Clowers
Cincinnati Herald



Ron Millenior
FOX Sports Ohio



Kent Weaver
FOX Sports Ohio



Bill Dennison
WLW Radio



Lance McAlister
WCKY/WLW Radio



Ken Broo
700 WLW Radio



Mo Egger
WCKY Radio



Maryanne Zeleznik
WVXU Radio



Steve Vaughn
WMOH radio

**2019 CINCINNATI CHAPTER
BASEBALL WRITERS'
ASSOCIATION OF AMERICA (BBWAA)**

Chairman: Bobby Nightengale, Enquirer
Treasurer: Joe Kay, The Associated Press

The Associated Press

Joe Kay (1980)

At Large

Hal McCoy (1970)

MLB.com

Mark Sheldon (2016)

Cincinnati Enquirer

Paul Daugherty (1989)

John Fay (1998)

Bobby Nightengale (2018)

TheAthletic.com

C. Trent Rosecrans (2005)

Paul Dehner Jr. (2020)

Cox Newspapers

David Jablonski (2015)

Reds Report

Mark Schmetzer (1995)

Louisville Courier-Journal

Tim Sullivan (1981)

CBSSports.com

Matt Snyder (2015)

Fangraphs

Dan Szymborski (2016)

Lifetime Members

Bucky Albers

Rick Bailey

John Erardi

Greg Hoard

Marc Katz

Jim Massie

Sean McClelland

Tom Archdeacon

Jerry Dowling

Jim Ferguson

Bob Hunter

Mike Lopresti

Mark Maloney

Greg Simms

LOCAL MEDIA OUTLETS

Newspapers/Web Sites

Cincinnati Enquirer

312 Elm St., Cincinnati, OH 45202
(513) 768-8391, enquirer.com
Senior News Director: Michael Perry
Sports Editor: Jason Hoffman
Beat reporters: Bobby Nightengale, John Fay,
Fletcher Page
Columnist: Paul Daugherty

MLB.com

Beat reporter: Mark Sheldon

TheAthletic.com

Beat reporters: C. Trent Rosecrans
Reporter: Paul Dehner Jr.

Reds Report

1350 West Fifth Ave., Columbus, OH 43212
(614) 486-2202
Editor: Mark Rea
Reporter: Mark Schmetzer

Cox Ohio Media Group

1611 S. Main St., Dayton, OH 45409
(937) 225-2395, daytondailynews.com
Sports Editor: John Boyle
Reporters: Dave Jablonski, Hal McCoy,
Columnist: Tom Archdeacon

The Columbus Dispatch

34 South Third St., Columbus, OH 43215
(614) 461-5236, dispatch.com
Sports Editor: Ray Stein
Columnist: Rob Oller

Wire Services

The Associated Press

312 Elm St., Cincinnati, OH 45202
(513) 241-2386, ap.org
Reporters: Joe Kay, Mark Schmetzer, Gary Schatz

Freelance, At Large

2414 Kenlee Drive, Cincinnati, OH 45230
(513) 807-7903
Reporter: Jeff Wallner

Television Stations

FOX Sports Ohio, Rightsholder

600 Vine St., Suite 2204, OH 45202
(513) 469-2006, foxsportsohio.com
Coordinating Producer: Bob Pennell
Producer: Josh Hall

WCPO Channel 9

ABC - 1720 Gilbert Ave., Cincinnati, OH 45202
(513) 852-4072, wcpo.com
Talent/Web: Keenan Singleton, Reggie Wilson,
Jeff Wallner
Producer/Photographer: Philip Lee

WKRC Channel 12

CBS - 1906 Highland Ave., Cincinnati, OH 45219
(513) 763-5455, local12.com
Talent: Gary Miller, Chris Renkel
Producers: Kevin Barnett, Jed DeMuesy

WLWT Channel 5

NBC - 1700 Young St., Cincinnati, OH 45210
(513) 412-5088, wlwt.com
Talent: George Vogel, Elise Jesse, Brandon Saho

WXIX Channel 19

FOX - 635 W. 7th St., Cincinnati, OH 45203
(513) 421-0119, fox19.com
Talent: Joe Danneman, Jeremy Rauch, Betsy Ross
Producer: Ron Millenorr

Radio Stations

WLW 700, AM, Rightsholder

8044 Montgomery Road, Cincinnati, OH 45236
(513) 421-6397
Studio, (513) 241-2023 or (800) 729-2023
Lance McAlister, Mo Egger, Bill Dennison,
Dave Armbruster, Ken Broo

WKCY 1530, AM (1530 Homer, All Sports)

8044 Montgomery Road, Cincinnati, OH 45236
(513) 421-6397; Studio, (513) 749-4357
Lance McAlister, Mo Egger

WSAI 1360, AM (FOX Sports Radio, XM 169)

137 E. 4th St., #312, Cincinnati, OH 45202
(513) 621-3388
Andy Furman

WMOH 1450, AM

2081 Fairgrove Ave., Hamilton, OH 45011
(513) 863-1111
Steve Vaughn

WVXU 91.7, FM

1223 Central Parkway, Cincinnati, OH 45214
(513) 352-9170
Maryanne Zeleznik

NATIONAL BASEBALL HALL OF FAME AND MUSEUM



25 Main St., Cooperstown, New York 13326

baseballhalloffame.org

Phone: (607) 547-0215 Fax: (607) 547-2044

E-mail: info@baseballhalloffame.org



DIRECTORY: Jane Forbes Clark (Chairman), Joe Morgan (Vice Chairman), Tim Mead (President), Jeff Jones (Senior Vice President of Finance and Administration), Sean Gahagan (Vice President, Retail Merchandising & Licensing), Ken Meifert (Vice President, Sponsorship & Development), Erik Strohl (Vice President, Exhibitions and Collections)

PR CONTACTS: Jon Shestakofsky (Vice President, Communications & Education), Craig Muder (Communications Director)

RESEARCH AND LIBRARY CONTACTS: Jim Gates (Librarian)

HALL OF FAME WEEKEND 2020: JULY 24–27

Class of 2020: Marvin Miller, Ted Simmons, Derek Jeter, Larry Walker

Awards: Sat. July 25, 4:30 p.m., Doubleday Field **Induction:** Sun. July 26, 1:30 p.m., Clark Sports Center

REDS IN COOPERSTOWN

A total of 44 former players, managers and executives in the Hall of Fame spent all or part of their professional careers with the Cincinnati Reds, including 2016 BBWAA electee Ken Griffey Jr., who played with the Reds from 2000-08. Ten Hall of Famers spent a majority of their careers in a Reds uniform, including Johnny Bench, Barry Larkin, Ernie Lombardi, Bill McKechnie, Bid McPhee, Joe Morgan, Tony Pérez, Eppa Rixey, Frank Robinson and Edd Roush. For a complete list of Cincinnati Reds in the Hall of Fame, visit the Hall of Famers team pages at www.baseballhall.org.

RESEARCH ASSISTANCE

Contact the Public Relations department at (607) 547-0215 or the Library Reference desk at (607) 547-0330.

MAJOR LEAGUE BASEBALL RULES OF INTEREST

Calculating the “Magic Number”: Determine the number of games to be played by the team in the lead. Add one to that number. Subtract from that figure the number of games ahead in the loss column from the closest opponent.

Determining Earned Run Average: Multiply earned runs by nine, then divide total by innings pitched.

Determining Batting Average: Divide total hits by total at-bats.

Determining Slugging Percentage: Divide the total bases of all safe hits by the total number of at-bats.

Determining On-Base Percentage: Divide hits + walks + hit-by-pitch, by at-bats + walks + hit-by-pitch + sacrifice flies.

Determining Fielding Percentage: Divide the total number of putouts and assists by the total of putouts, assists and errors.

The Winning Pitcher: The starting pitcher will be credited with the win only if the pitcher has pitched at least five complete innings and his team not only is in the lead when he is replaced, but remains in the lead the remainder of the game. EXCEPTION: The “must-pitch-five-complete-innings” rule in respect to the starting pitcher shall be in effect for all games of six or more innings. In a five-inning game, credit the starting pitcher with a game won only if he has pitched at least four complete innings and his team not only is in the lead when he is replaced, but remains in the lead the remainder of the game. When the starting pitcher does not meet the preceding criteria and more than one relief pitcher is used, the victory shall be awarded on the following basis:

- (1) When, during the tenure of the starting pitcher, the winning team assumes the lead and maintains it to the finish of the game, credit the victory to the relief pitcher judged by the official scorer to have been the most effective.
- (2) Whenever the score is tied, the game becomes a new contest insofar as the winning and losing pitcher is concerned.
- (3) Once the opposing team assumes the lead, all pitchers who have pitched up to that point are excluded from being credited with the victory except the current pitcher.

(4) The winning relief pitcher shall be the one who is the pitcher of record when his team assumes the lead and maintains it to the finish of the game. EXCEPTION: Do not credit a victory to a relief pitcher who is ineffective in a brief appearance, when a succeeding relief pitcher pitches effectively in helping his team maintain the lead. In such cases, credit the succeeding relief pitcher with the victory.

Earning a Save: Credit a pitcher with a save when he meets all of the following conditions;

- (1) He is the pitcher that finished the game won by his team.
- (2) He is not the winning pitcher.
- (3) He qualifies under one of the following conditions:
 - a. He enters the game with a lead of no more than three runs and pitches for at least one inning, or
 - b. He enters the game, regardless of the count, with the potential tying run either on base, at bat, or on deck (that is, the potential tying run either already on base or is one of the first two batters he faces), or
 - c. He pitches effectively for at least three innings.

Consecutive Game Hitting Streak: A consecutive game hitting streak shall not be terminated if the player's plate appearance(s) results in a base on balls, hit batter, defensive interference or sac bunt. The streak shall terminate if the player has a sac fly and no hit. Hitting streaks do not carry over from season to season.

Consecutive Game Playing Streak: A consecutive game playing streak shall be extended if the player plays one-half inning on defense or if he completes a time at bat by reaching base or being put out. A pinch-running appearance shall not extend the streak. If a player is ejected from the game by an umpire before he can comply with the requirement of this rule, the streak shall continue.

Rain Delays: Pursuant to Rule 3.10(a), the manager of the home team shall be the sole judge as to whether a game shall be started because of unsuitable weather conditions or the unfit condition of the playing field, except for the second game of a doubleheader. Pursuant to Rule 3.10(c), the umpire in chief shall be the sole judge as to whether and when a game shall be suspended and as to whether and when play will be resumed. An umpire shall not call a game until at least 30 minutes after he has suspended play. He may continue the suspension as long as he believes there is any chance to resume play.

National League Curfew: There is no curfew in the National League. The game is in the hands of the umpires once it has started.

Major League Year: 172 days of service time constitutes a full year in the Major Leagues.

Rookie Status at the Major League Level: To be considered a rookie, a player must not have more than 130 at-bats, or 50 innings-pitched in the Major Leagues during a previous season or seasons, nor more than 45 days on a Major League roster during the Major League 25-player limit (excluding time in the military).

MAJOR LEAGUE BASEBALL FRONT OFFICE
 1271 Avenue of the Americas, New York, NY 10020
 (212) 931-7800 . mlb.com

Senior Staff

- Robert D. Manfred Jr. Commissioner
- Dan Halem Deputy Commissioner, Baseball Adm. & CLO
- Tony Petitti Deputy Commissioner, Business & Media
- Patrick Courtney Chief Communications Officer
- Bob Starkey Chief Financial Officer & Senior Advisor
- Joe Torre Chief Baseball Officer
- Noah Garden Executive Vice President, Commerce
- Chris Marinak EVP, Strategy, Technology & Innovation

Communications

- Patrick Courtney Chief Communications Officer
- Matt Bourne Senior VP, Corporate Communications
- Michael Teevan VP, Communications
- John Blundell VP, Communications
- Steven Arocho Sr. Director, Commun. & Youth Engagement
- Ileana Peña Donovan .. Sr. Director, Business Communications
- Donald Muller Director, Communications
- David Hochman ... Senior Manager, Business Communications
- Lydia P. Devlin Manager, Communications
- Yolayna Alvarez Senior Coordinator, Communications
- Paul Koehler . Senior Coordinator, Communications/Scheduling
- Kerline Batista Coordinator, Business Communications
- Troy Watson Coordinator, Business Communications
- Ginger Dillon Executive Assistant
- Lisa Teitelbaum Senior Administrative Assistant
- John Thorn Official Baseball Historian
- Lou Barricelli Manager, Media Relations for MLB Network
- Amanda Rodriguez Coordinator, Media Relations for MLB Network

SPRING TRAINING INFORMATION



GOODYEAR BALLPARK

www.goodyearaz.gov

MEDIA CREDENTIALS

Please contact Rob Butcher at rbutcher@reds.com. Please submit daily credential requests at least 24 hours in advance.

IMPORTANT PHONE NUMBERS

- Player Development Complex(623) 932-6590
- Media Relations Office(623) 932-6821
- Goodyear Ballpark Office(623) 882-3120
- Ballpark Ticket Office(623) 882-3130

REDS PLAYER DEVELOPMENT COMPLEX

3125 S. Wood Blvd.
Goodyear, AZ 85338

GOODYEAR BALLPARK

1933 S. Ballpark Way
Goodyear, AZ 85338

- Capacity..... 10,311
- Dimensions
- Left Field Line..... 345
- Left Field Gap..... 380
- Center Field..... 410
- Right Field Gap..... 380
- Right Field Line..... 345

DIRECTIONS TO GOODYEAR BALLPARK

From I-10: Exit 126, Estrella Parkway and proceed south. Goodyear Ballpark will be on the left. To get to the Player Development Complex, continue south past the ballpark to South Wood Boulevard. Turn left, the Reds' complex will be the first complex on the right.

CINCINNATI REDS' SPRING TRAINING SITES

1891.....Hot Springs, AR	1905.....Jacksonville, FL	1920.....Miami, FL
1892-94 Cincinnati, OH	1906..... San Antonio, TX	1921.....Cisco, TX
1895.....Mobile, AL	1907.....Marlin, TX	1922.....Mineral Wells, TX
1896-97 New Orleans, LA	1908.....St. Augustine, FL	1923-30Orlando, FL
1898.....Fort Worth, TX	1909.....Atlanta, GA	1931-42Tampa, FL
1899.....Columbus, GA	1910-11.....Hot Springs, AR	1943-45Bloomington, IN
1900.....New Orleans, LA	1912.....Columbus, GA	1946-87Tampa, FL
1901-02 Cincinnati, OH	1913.....Mobile, AL	1988-97Plant City, FL
1903.....Augusta, GA	1914-15Alexandria, LA	1998-2009Sarasota, FL
1904.....Dallas, TX	1916-17Shreveport, LA	2010-Present Goodyear, AZ
	1919.....Waxahachie, TX	

	SUN	MON	TUE	WED	THU	FRI	SAT
FEB - MARCH 2020							22 CLE 1:05
	23 CWS 1:05	24 TEX 1:05	25 LAA 1:10	26 SEA 1:05	27 ARI 1:10	28 A's 1:05	29 SD 1:05
	1 MIL 1:05	2 LAD 1:05	3	4 CHI 1:05	5 MIL 1:05	6 OAK 1:05	7 KC 1:05 CHI 1:05
	8 LAA 1:05 CHI 1:05	9 CWS 1:05	10 ARI 1:05 COL 1:10	11	12 SEA 1:10	13 COL 6:05	14 SF 6:05
	15 LAD 1:05	16 CWS 1:05	17 CLE 6:05	18 SD 6:40	19 KC 1:05 CHI 1:05	20 TEX 1:05	21 SF 1:05
	22 CLE 12:05	23 TBD 12:05	24	25	26 OPENING DAY CINCINNATI	27	28

**GOODYEAR BALLPARK
BATTING PRACTICE SCHEDULE**

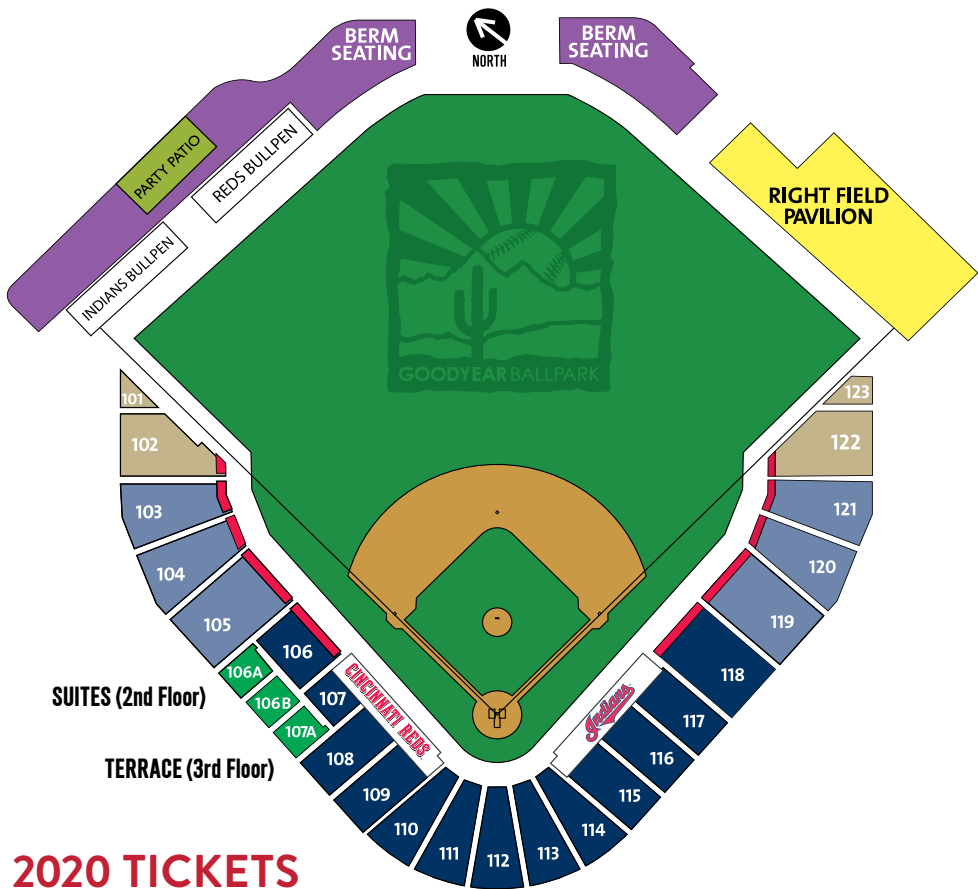
CINCINNATI REDS

- Game Time..... 1:05
- Infield/BPuntil 11:15
- Game Time..... 6:05
- Infield/BP until 4:15









OPPONENTS

- Game Time..... 1:05
- BP..... 11:15-12:15
- Infield..... 12:15-12:30
- Game Time..... 6:05
- BP..... 4:15-5:15
- Infield..... 5:15-5:30

reds.com / SPRING All times are Mountain Standard Time (MST), 2-hour time difference through March 7. Daylight savings time begins March 8 (3-hour time difference). Schedule subject to change. HOME AWAY



2020 TICKETS

	Terrace**	\$41
	Party Patio**	\$25
	Right Field Pavilion**	\$36
	Club Seating	\$31
	Premium Field Box	\$31
	Infield Box	\$27
	Outfield Box***	\$22
	Outfield Reserved***	\$14
	Berm Seating***	\$8
	Suites**	\$800

Add \$2 for day of game ticket purchase

** Food and non-alcoholic beverages included

Available for groups only

*** Half-price child tickets available in same section





BASEBALL IN GOODYEAR

In 2010 the Reds moved their spring training and player development operations to the west Phoenix, Arizona suburb of Goodyear.

The club made the move from Sarasota, Florida, where it had trained since 1998.

In addition to the spring training and player development operations, Goodyear serves as the summer home for the Reds' rookie Arizona League affiliate.

Spring training games are played at nearby Goodyear Ballpark, a facility the Reds share with the Cleveland Indians.

On July 14, 2008 the Reds and the City of Goodyear finalized the terms on a binding use agreement that paved the way for the team to move its spring training facilities there in 2010.

The agreement includes a 20-year lease that began in 2010 and two 5-year team options.

The Reds broke ground on their new spring training complex on November 17, 2008.

The Reds' Player Development Complex on South Wood Boulevard includes a 44,000-square foot clubhouse, 6 full practice fields, 2 half fields and an agility field.

The main ballpark seats more than 10,300 fans, including 500 premium box seats, 8,000 fixed seats and space for 2,000 spectators on a grassy berm in the outfield.

Plans are for the stadium to be the centerpiece of Ballpark Village, a mixed-use development featuring offices, shops, restaurants, housing, hotels and a conference center.

The Indians' instructional league team moved to Goodyear in September 2008, while their first Major League spring training camp was held in the new facility in February 2009.

Beginning in Spring 2010, 15 Major League Baseball clubs train in Arizona and 15 train in Florida.

REDS' SPRING TRAINING RECORDS

<u>Year</u>	<u>Record</u>	<u>G</u>	<u>ERA</u>	<u>BA</u>
2019	8-19-5	32	5.30	.258
2018	10-19-2	31	5.77	.257
2017	16-19-1	36	6.13	.286
2016	16-16-1	33	5.84	.286
2015	15-14-3	32	3.61	.268
2014	14-17-0	31	4.82	.269
2013	13-20-2	35	5.50	.271
2012	15-17-1	33	5.19	.274
2011	17-14-1	32	5.67	.297
2010	12-16-3	31	4.94	.259
Goodyear	137-171-19	326	5.29	.270
2009	13-20	33	4.30	.241
2008	17-15-1	33	5.49	.283
2007	18-12	31	3.96	.279
2006	22-11	33	4.61	.279
2005	17-15	32	5.01	.264
2004	18-16-1	35	4.16	.258
2003	13-18-2	33	4.57	.262
2002	9-22-1	32	4.74	.239
2001	14-14-1	29	4.48	.267
2000	16-17	33	4.94	.285
1999	15-16	31	4.52	.288
1998	13-18	31	3.88	.250
Sarasota	185-194-7	386	4.56	.267
1997	17-15	32	4.39	.301
1996	11-18	30	4.83	.242
1995	7-5	12	5.55	.305
1994	12-19-1	31	5.26	.283
1993	18-9-2	29	4.28	.290
1992	22-9-1	32	3.12	.283
1991	13-17-1	31	4.83	.271
1990	9-7	16	4.63	.281
1989	16-14-2	32	3.49	.275
1988	16-12-2	30	3.65	.262
1987	16-19-1	26	4.59	.289
1986	16-13	29	4.97	.295
1985	14-12	26	4.15	.267
1984	11-14	25	3.62	.241
1983	9-14-1	24	3.98	.261
1982	14-12	26	3.22	.256
1981	12-13	25	4.44	.282
1980	9-13	22	4.12	.273
1979	10-14	24	3.61	.255
1978	14-11	25	4.32	.275
1977	11-15	26	4.77	.272
1976	7-7	14	3.90	.274
1975	18-11	29	3.85	.305
1974	NA			
1973	17-9	26	3.14	.266
1972	9-11-1	21	2.70	.240
1971	15-15	30	4.44	.283
1970	14-13-1	28	4.95	.269

CINCINNATI REDS SPRING TRAINING AND PLAYER DEVELOPMENT COMPLEX GOODYEAR, AZ

- A. Cincinnati Reds Clubhouse and Front Office
- B. Covered Batting Tunnels
- C. North Fan Entry
- D. Fan Access to Agility Fields 1, 2 and Half Field A.
- E. North Observation Tower - (Public Restroom Available)
- F. South Fan Entry
- G. Fan Access to Fields 3, 4, 5, 6
- H. South Observation Tower - (Public Restroom Available)
- I. Practice Pitching Mounds
- J. Outdoor Batting Tunnels
- K. Parking - Major League Personnel Only
- L. Parking - Minor League Personnel Only



2020 PROMOTIONAL DATES

OPENING DAY: Thursday, March 26 vs. Cardinals

2020 MAGNETIC SCHEDULE/CAR MAGNET PRESENTED BY PNC BANK: Thursday, March 26 vs. Cardinals (All fans.)

KIDS OPENING DAY PRESENTED BY FRISCH'S BIG BOY: Saturday, March 28 vs. Cardinals (Be there to celebrate a special Kids Opening Day, featuring a pregame red carpet parade with Reds players and mascots and more fun activities for kids.)

KIDS REDS CAP PRESENTED BY FRISCH'S BIG BOY: Saturday, March 28 vs. Cardinals (To kids 14 and younger as part of Kids Opening Day.)

KIDS REDS TATTOOS PRESENTED BY PNC BANK: Sunday, March 29 vs. Cardinals (To kids 14 and younger as part of family day at the ballpark.)

2020 TEAM CALENDAR PRESENTED BY KROGER: Saturday, April 11 vs. Pirates (First 20,000 fans as part of Super Saturdays.)

KIDS FATHEAD® WALL DECAL PRESENTED BY TEXAS ROADHOUSE: Sunday, April 12 vs. Pirates (To kids 14 and younger as part of family day at the ballpark.)

QUEEN CITY SLUGGERS TRIPLE BOBBLEHEAD PRESENTED BY ST. ELIZABETH HEALTHCARE: Saturday, April 25 vs. Diamondbacks (Available featuring the Reds' top three single-season home run hitters – Ted Kluszewski, George Foster and Eugenio Suárez. First 20,000 fans as part of Super Saturdays.)

REDS HALL OF FAME INDUCTION CEREMONY PRESENTED BY PNC BANK: Sunday, April 26 vs. Diamondbacks (Pregame Reds Hall of Fame Induction Ceremony to honor the Class of 2020.)

COMMEMORATIVE MARTY BRENNAN MICROPHONE PRESENTED BY KAHN'S: Sunday, April 26 vs. Diamondbacks (Microphone with sound chip honoring Marty's Reds Hall of Fame Induction to the first 20,000 fans.)

BARK IN THE PARK: Tuesday, April 28 vs. Braves (Ticket packages available for dogs and their owners with pet activities, samples and more in the Kroger Fan Zone. Dog packages must be purchased in advance of game day.)

FIREWORKS FRIDAY PRESENTED BY NATHAN'S FAMOUS: Friday, May 15 vs. Brewers (Post-game fireworks show.)

SONNY GRAY BOBBLEHEAD PRESENTED BY JOHN MORRELL: Saturday, May 16 vs. Brewers (First 20,000 fans as part of Super Saturdays.)

KIDS REDS EYE BLACK: Sunday, May 17 vs. Brewers (To kids 14 and younger as part of family day at the ballpark.)

FIREWORKS FRIDAY: Friday, May 22 vs. Padres (Post-game fireworks show.)

JOEY VOTTO REPLICA JERSEY PRESENTED BY FOX SPORTS OHIO: Saturday, May 23 vs. Padres (Replica of the new 2020 red alternate jersey featuring the Reds first baseman. First 20,000 fans as part of Super Saturdays.)

KIDS TEAM BASEBALL CARD SET PRESENTED BY KAHN'S: Sunday, May 24 vs. Padres (Reds team set to kids 14 and younger as part of family day at the ballpark.)

JEWISH COMMUNITY NIGHT: Tuesday, May 26 vs. Pirates (Festivities will include a pregame ceremony honoring the Jewish Community Advocate Award winner presented by TriHealth.)

BARK IN THE PARK PRESENTED BY RACHAEL RAY™ NUTRISH® MILK-BONE® AND KROGER: Wednesday, May 27 vs. Pirates (Ticket packages available for dogs and their owners with pet activities, samples and more in the Kroger Fan Zone. Dog packages must be purchased in advance of game day.)

FIREWORKS FRIDAY PRESENTED BY DELTA AIR LINES: Friday, June 5 vs. Cubs (Post-game fireworks show.)

PRIDE COMMUNITY NIGHT: Friday, June 5 vs. Cubs (Festivities will include a pregame ceremony honoring the LGBTQ Community Advocate Award winner presented by TriHealth.)

REDS TOTE BAG PRESENTED BY MLB NETWORK: Saturday, June 6 vs. Cubs (First 20,000 fans as part of Super Saturdays.)

KIDS PLAY BALL GIVEAWAY: Sunday, June 7 vs. Cubs (To kids 14 and younger as part of family day at the ballpark and PLAY BALL Weekend.)

BARK IN THE PARK PRESENTED BY RACHAEL RAY™ NUTRISH®, MILK-BONE® AND KROGER: Tuesday, June 9 vs. Dodgers (Ticket packages available for dogs and their owners with pet activities, samples and more in the Kroger Fan Zone. Dog packages must be purchased in advance of game day.)

FIREWORKS FRIDAY PRESENTED BY PNC BANK FEATURING THE CINCINNATI POPS: Friday, June 26 vs. Nationals (Post-game fireworks show featuring a live concert by the Cincinnati Pops Orchestra.)

TREVOR BAUER BOBBLEHEAD PRESENTED BY TRIHEALTH: Friday, June 26 vs. Nationals (First 20,000 fans.)

POST-GAME CONCERT FEATURING "I LOVE THE 90S": Saturday, June 27 vs. Nationals (As part of the Post-Game Concert Series, popular 1990s acts Vanilla Ice, Naughty By Nature, Tone Loc and Rob Base will perform a live concert from the field. Free to all fans with a game ticket.)

AFRICAN AMERICAN COMMUNITY NIGHT: Saturday, June 27 vs. Nationals (Festivities will include a pregame ceremony honoring the African American Community Advocate Award winner presented by TriHealth.)

1990S REDS ALL-DECADE TEAM POSTER: Saturday, June 27 vs. Nationals (First 20,000 fans as part of Super Saturdays. Fan voting for the team will be held on reds.com.)

KIDS GIVEAWAY: Sunday, June 28 vs. Nationals (To kids 14 and younger as part of family day at the ballpark.)

FIREWORKS FRIDAY PRESENTED BY TIRE DISCOUNTERS: Friday, July 10 vs. Pirates (Post-game fireworks show.)

ERIC DAVIS FUNKO POP! COLLECTIBLE NIGHT PRESENTED BY SKYLINE CHILI: Saturday, July 11 vs. Pirates (Exclusive figure of the Reds Hall of Famer to celebrate the 30th anniversary of the 1990 World Series champions. First 20,000 fans as part of Super Saturdays, including a special edition randomly distributed to 500 lucky fans.)

KIDS FATHEAD® WALL DECAL: Sunday, July 12 vs. Pirates (To kids 14 and younger as part of family day at the ballpark.)

FIREWORKS FRIDAY: Friday, July 24 vs. Rockies (Post-game fireworks show.)

POST-GAME CONCERT FEATURING BROTHERS OSBORNE: Friday, July 24 vs. Rockies (As part of the Post-Game Concert Series, chart-topping country duo Brothers Osborne will perform a live concert from the field. Free to all fans with a game ticket.)

MIKE MOUSTAKAS BOBBLEHEAD PRESENTED BY PNC BANK: Saturday, July 25 vs. Rockies (First 20,000 fans as part of Super Saturdays.)

KIDS FATHEAD® WALL DECAL: Sunday, July 26 vs. Rockies (To kids 14 and younger as part of family day at the ballpark.)

FIREWORKS FRIDAY PRESENTED BY TRIHEALTH: Friday, July 31 vs. Rays (Post-game fireworks show.)

SHOGO AKIYAMA BOBBLEHEAD: Friday, July 31 vs. Rays (First 20,000 fans.)

POST-GAME CONCERT FEATURING O.A.R.: Saturday, August 1 vs. Rays (As part of the Post-Game Concert Series, the popular band O.A.R. will perform a live concert from the field. Free to all fans with a game ticket.)

REDS BASEBALL CARDS PRESENTED BY TOPPS: Saturday, August 1 vs. Rays (Pack of Topps cards featuring select Reds players to all fans to celebrate the upcoming National Baseball Card Day.)

KIDS REDS SHOELACES: Sunday, August 2 vs. Rays (To kids 14 and younger as part of family day at the ballpark.)

MICHAEL LORENZEN DUAL BOBBLEHEAD: Wednesday, August 12 vs. Cubs (Bobblehead depicting Lorenzen as a pitcher and a hitter. First 20,000 fans.)

FIREWORKS FRIDAY PRESENTED BY COCA-COLA: Friday, August 14 vs. Pirates (Post-game fireworks show.)

LUIS CASTILLO FUNKO POP! COLLECTIBLE NIGHT: Saturday, August 15 vs. Pirates (First 20,000 fans as part of Super Saturdays, including a special edition randomly distributed to 500 lucky fans.)

KIDS FATHEAD® WALL DECAL: Sunday, August 16 vs. Pirates (To kids 14 and younger as part of family day at the ballpark.)

FIREWORKS FRIDAY: Friday, August 28 vs. Brewers (Post-game fireworks show.)

JOEY VOTTO BOBBLEHEAD: Saturday, August 29 vs. Brewers (First 20,000 fans as part of Super Saturdays.)

KIDS REDS TATTOOS: Sunday, August 30 vs. Brewers (To kids 14 and younger as part of family day at the ballpark.)

IRISH COMMUNITY DAY: Sunday, August 30 vs. Brewers (Festivities will include a pregame ceremony honoring the Irish Community Advocate Award winner presented by TriHealth.)

BARK IN THE PARK: Tuesday, September 1 vs. Orioles (Ticket packages available for dogs and their owners with pet activities, samples and more in the Kroger Fan Zone. Dog packages must be purchased in advance of game day.)

FIESTA ROJOS: Hispanic Community Day presented by Cincinnati/Northern Kentucky Toyota Dealers. Wednesday, Sept. 2 vs. Orioles (Festivities will include a pregame ceremony honoring the Hispanic Community Advocate Award winner presented by TriHealth.)

FIREWORKS FRIDAY: Friday, September 18 vs. Cardinals (Post-game fireworks show.)

2020 REDS TEAM PHOTO: Saturday, September 19 vs. Cardinals (To all fans as part of Super Saturdays.)

GERMAN COMMUNITY NIGHT: Saturday, September 19 vs. Cardinals (Festivities will include a pregame ceremony honoring the German Community Advocate Award winner presented by TriHealth.)

KIDS FATHEAD® WALL DECAL: Sunday, September 20 vs. Cardinals (To kids 14 and younger as part of family day at the ballpark.)

FAN APPRECIATION DAY: Sunday, September 20 vs. Cardinals (Prizes will be given away to lucky fans throughout the game. Postcard entries accepted.)

BALLPARK SEATING



- Infield Box**
sections 113-121, 127-133
- Field Box**
sections 107-112, 134-139
- Terrace Line**
sections 107-110, 136-139
- Sun Deck/Moon Deck**
sections 140-146
- Terrace Outfield**
sections 101-106
- View Level Box**
sections 420-437
- Mezzanine**
sections 415-419
- Outer Mezzanine**
sections 411-414
- Floptics District**
sections 408-410
- Bleachers**
sections 401-406

- View Level**
sections 510-537
 - Upper View Level**
sections 510-537
 - Value View**
section 509
- PREMIUM SEATING**
- Diamond Seats***
sections 1-5
 - Club Home****
sections 220-228
 - Club Seating****
sections 301-307
 - Scout Box*****
sections 22-25
 - Scout*****
sections 122-126
 - Dugout Box*****
sections 114-119, 127-132 (First 5 Rows)



*Includes access to Lexus Diamond Club
 **Includes access to FOX Sports Club
 ***Includes access to Scouts Club presented by Belterra Park

MAJOR LEAGUE BASEBALL MEDIA RELATIONS DIRECTORY

American League

Baltimore

Kristen Hudak, Jim Misudek, Kailey Adams,
Adam Esselman, Liam Davis, (410) 547-6160

Boston

Kevin Gregg, Abby Murphy, Justin Long,
Chris Gilligan, Daveson Perez, (617) 226-6613

Chicago

Scott Reifert, Bob Beghtol, Ray Garcia,
Joe Roti, (312) 674-5300

Cleveland

Bart Swain, Court Berry-Tripp, Megan Ganser,
Austin Controulis, (216) 420-4380

Detroit

Ron Colangelo, Chad Crunk, Ben Fidelman,
Jennifer Rogers, Carlos Guillen, (313) 471-2276

Houston

Anita Sehgal, Gene Dias, Steve Grande,
Chris Peixoto, Meshach Sullivan, (713) 259-8900

Kansas City

Mike Swanson, Mike Cummings, Dina Blevins,
Nick Kappel, (816) 504-4362

Los Angeles of Anaheim

Adam Chodzko, Matt Birch, Grace McNamee
(714) 940-2014

Minnesota

Dustin Morse, Mitch Hestad, Matt Hodson,
Cori Frankenberg, Elvis Martinez, (612) 659-3400

New York

Jason Zillo, Michael Margolis, Lauren Moran,
Rob Morse, Kaitlyn Brennan, (718) 579-4460

Oakland

Fernando Alcalá, Mike Selleck, Mark Ling,
Erica George, Olivia Hummer, (510) 563-2207

Seattle

Tim Hevly, Rebecca Hale, Kelly Munro, Ian Kraft,
Ryan Hueter, Adam Gresch, (206) 346-4000

Tampa Bay

Dave Haller, Craig Vanderkam, Ryan Sheets,
Karly Fisher, Manny Navarro, (727) 825-3149

Texas

John Blake, Rich Rice, Matt Mallian,
Kate Munson, Tyler Strachan, (817) 436-5902

Toronto

Richard Griffin, Ryan Brown, Adam Felton,
Rodney Hiemstra, (416) 341-1303

National League

Arizona

Josh Rawitch, Casey Wilcox, Katie Krause,
Pat O'Connell, Patrick Kurish, (602) 462-6519

Atlanta

Jonathan Kerber, Jared Burleyson,
Matt Grilli, Franco Garcia, (404) 614-1301

Chicago

Peter Chase, Jason Carr, Alex Wilcox
(773) 404-4191

Cincinnati

Rob Butcher, Larry Herms, Jamie Ramsey
(513) 765-7800

Colorado

Warren Miller, Cory Little, Nick Parson,
Abby Sanders, (303) 312-2325

Los Angeles

Joe Jareck, Jon Chapper, Juan Dorado,
Jesus Quiñonez, Alex. Salvage, (323) 224-1301

Miami

Jason Latimer, Joe Vieira, Jon Erik Alvarez,
Luis Dorante, Maria Armella, (305) 480-1391

Milwaukee

Michael Vassallo, Ken Spindler, Brandon Perel,
Carlos Brizuela, (414) 902-4500

New York

Harold Kaufman, Ethan Wilson, Zach Weber,
Kristin Wojcik, Alan Suriel, (718) 565-4330

Philadelphia

Greg Casterioto, Chris Ware, Kenny Ayres,
Jim Hogan, Diego Ettetdgui, (215) 463-6000

Pittsburgh

Jim Trdinich, Dan Hart, Brian Warecki
(412) 325-4728

St. Louis

Brian Bartow, Michael Whitty, Chris Tunno,
Carlos Villoria, (314) 345-9600

San Diego

Craig Hughner, Danny Sanchez, Darren Feeney,
Vanessa Dominguez, J.P. Nolan, (619) 795-5000

San Francisco

Matt Chisholm, Maria Jacinto, Erwin Higueros,
Megan Brown, Mike Passanisi, (415) 972-2448

Washington

Jennifer Giglio, Kyle Brostowitz
(202) 640-7000

1869 RED STOCKINGS PAVILION

In celebration of the 150th Anniversary of baseball's first professional team, the 1869 Red Stockings Pavilion, made possible by the Castellini Foundation, is located adjacent to the Reds Hall of Fame and Museum. The pavilion highlights the players and principals of the team whose innovative approach to fostering a prolific team remains the basic model used today in professional baseball.

ACCESSIBLE ACCESS

The Reds are committed to providing every Guest with a comfortable and enjoyable experience at the ballpark. Great American Ball Park is a fully accessible ballpark for all Guests.

Accessible parking is available in the East section of the Central Riverfront Garage (formerly called the Great American Ball Park Parking Garage) for \$20 and in the East Garage for \$12. While the number of accessible parking spaces is more than adequate, Guests are still encouraged to arrive at the time gates open to improve their chances of obtaining an accessible parking space.

Parking passes valid for Central Riverfront Garage can be purchased in advance by contacting the Reds at (513) 765-7400, option 3 or online at reds.com/parking.

The accessible pickup/drop-off zone is located on the east side of Joe Nuxhall Way, from Freedom Way to Mehring Way, on the west side of Great American Ball Park. Cars, vans and small buses displaying a valid accessible placard or valid accessible license plate will be permitted to enter the pickup/drop-off zone beginning one half (1/2) hour before gates open to approximately one (1) hour after the conclusion of the game. Large school buses and large charter/tour buses are prohibited from entering this zone. Guests traveling to the ballpark in a large school bus or large charter/tour bus should contact the Group Sales department at (513) 765-7600 for information on bus pickup and drop-off locations.

Great American Ball Park has accessible seating available in the seating areas. Accessible seating areas are equipped with electrical outlets for recharging purposes at no cost to the Guest.

ACCESSIBILITY-CAPTIONING

The Cincinnati Reds provide two dedicated captioning boards to provide a readily accessible experience for patrons of Great American Ball Park who are deaf, hard of hearing or late deafened. The dimensions of the dedicated center-field captioning board are 3.1 feet x 22 feet with a font size of one foot per each of its two lines of text. In order to provide captioning to patrons seated in the outfield sections of the ballpark, the Reds have also added a dedicated captioning board along the first-base line of the ballpark. The dimensions of the first-base captioning board are 3.1 feet x 17 feet with a font size that is also one foot per each of its two lines of text. In addition to in-bowl captioning, the Reds will caption the game broadcasts in all club areas of the ballpark through closed captioning on televisions dispersed throughout the club areas.

ADDRESS/TELEPHONE/INTERNET FOR GENERAL OFFICE

Cincinnati Reds
Great American Ball Park
100 Joe Nuxhall Way
Cincinnati, OH 45202-4109
Phone Number: (513) 765-7000
Internet: reds.com
Twitter: www.twitter.com/Reds
Facebook: www.facebook.com/Reds

AEDS (AUTOMATED EXTERNAL DEFIBRILLATORS)

AEDs can be found at the following locations:

- First Aid Rooms near Sections 109, 126 and 411 (Game days only)
- FOX Sports Club on the wall near the pizza oven
- Press Dining Room near the soda vending machine
- Buffalo Wings and Rings Machine Room on wall between front entrance and kitchen door
- Hallway of Triple Play Party Suites presented by Bud Light Selzer
- First Star Fan Zone in the Reds Heads Clubhouse
- Hall of Fame presented by Dinsmore behind the lobby desk
- Lexus Diamond Club inside the front entrance on the right side
- Suite Level between Suite 212 and 213
- Suite Level between Suite 228 and 229
- Administration Building Lobby behind the front desk

- Public Safety & Security Command Center on the Field Level
- TriHealth Medical Personnel stationed in Third-Base Dugout Camera Bay
- Inside the Tri-Health Center-Field Pavilion featuring Laura's Lean Bullpen Decks

ALCOHOL POLICY

Guests must be 21 years of age to purchase and/or consume any alcohol products anywhere within the footprint of Great American Ball Park. Delaware North (Sportservice), the licensed concessionaire and liquor permit holder, will ID everyone who appears to be 30 years and younger.

Concession Stand sales are limited to 2 alcoholic beverages per customer and sales will end following the end of the 8th inning or 3 hours after the scheduled start of the game.

In-Seat Vending sales are limited to 1 alcoholic beverage per customer and sales will end following the end of the 7th inning or 3 hours after the scheduled start of the game.

Alcoholic beverages are prohibited from being brought into or out of Great American Ball Park, intoxicated individuals will be refused entry into the ballpark, and Ballpark Management and Delaware North (Sportservice) reserves the right to discontinue alcohol service and/or refuse service to anyone.

The sale and consumption of all alcoholic beverages is subject to Ohio law. The Reds reserve the right to limit consumption and/or sale of alcoholic beverages at events.

ALL-STAR VOTING

All-Star voting for Major League Baseball's annual All-Star Game will take place online prior to the All-Star Game. You can vote for your favorite players at [reds.com](https://www.reds.com)!

ALL-YOU-CAN-EAT STAND

Located on the first-base concourse of the View Level, behind section 428, and concourse of Sun/Moon Deck, behind section 144. These stands offer unlimited sodas, popcorn, peanuts, chips, and five (5) hot dogs as low as \$20 per person. It's a great way to save PLUS skip the concession lines so you can spend more time enjoying a Reds game with family and friends! Bring your special All-You-Can-Eat pass to the redemption kiosk in front of the All-You-Can-Eat Stands near section 428 on the first-base side of the View Level concourse, or behind section 144 in the Sun/Moon Deck. You will be issued a wristband to show that you are a pass holder and permitted in the All-You-Can-Eat Stand line. The All-You-Can-Eat Stand is open until the end of the 7th inning. Fans may purchase passes at the game, subject to availability.

* All-You-Can-Eat pass may be added to any game ticket. Game ticket not included with pass. Limit of two (2) of each item per visit to the stand, only one (1) soda cup per customer. Hot dogs are not unlimited and are limited to five (5) per person for each customer purchasing the All-You-Can-Eat Pass.

ANGRY ORCHARD PATIO

Enjoy a fantastic view of the game from this area just above the Reds' bullpen in center field. A private bar and patio are located under partial cover with a retractable awning for additional coverage if needed. The patio accommodates parties of 45-75 and the package includes a game ticket, catered buffet and two beers per person.

ASSISTED LISTENING DEVICES (ALD)

Guests can request the use of Assisted Listening Devices (ALD) at either TriHealth Fan Accommodation Station located behind Section 119 and 420 in Great American Ball Park.

ATM MACHINES

For your convenience, PNC Bank ATM machines are located throughout Great American Ball Park at the following locations:

Field Level:

Outside the Lexus Diamond Club near the elevators

Terrace Level:

On the concourse near Sections 113, 120, 127, 134 and inside the gates near Crosley Terrace

Suite Level:

Inside the Buffalo Wings and Rings Machine Room located in the left-field corner

View Level:

On the concourse near Sections 412 and 428

Administration Building:

Inside the foyer of the building

AUTOGRAPHS

Reds players sign autographs before each game when conditions and regulations permit, therefore autograph opportunities cannot be guaranteed. Guests are welcome to seek autographs from players along the railing between sections 107–110 and 136–139 up to 10 minutes prior to game time, or until the end of batting practice, whichever comes first. Guests will then be asked to return to their ticketed seating areas.

Be careful of batted balls and thrown balls while watching batting practice. Please be considerate by not inconveniencing Guests seated in the autograph locations.

AUTOMOBILE ASSISTANCE

Guests with minor automobile problems (jump start, flat tire, etc.) can seek assistance from Central Parking System at (513) 946-8100. For assistance with major automobile problems, please contact AAA at (513) 762-3222.

BAGS AND PURSES

NEW in 2020, Major League Baseball has decided that backpacks will not be permitted into any of its 30 ballparks. This move is designed as an additional safety measure to stop the transportation of items and materials into GABP that could cause harm. For this purpose a "backpack" is any cloth or nylon sack with a variety of pockets that can be carried on one's back with one or two straps. The exception to the policy will be diaper bags, personal medical bags, and the Reds Heads backpack, which will be able to be brought into the ballpark as long as they are inspected. All available entrances into GABP will have bag entries that will be equipped to quickly inspect bags. These entries will be marked with signage to better direct fans with bags.

BALLPARK SEATS

Standing or stepping on ballpark seats may lead to serious bodily injury. The Cincinnati Reds request, for your safety and other ballpark Guests, that you do not step, stand or use seats in a manner other than intended at Great American Ball Park.

BANNERS AND SIGNS

The Reds welcome banners and signs. To ensure that these articles do not distract from the enjoyment of other fans, the Reds have the following guidelines: Banners/signs cannot be displayed in the eyesight of the batter and/or hanging over the outfield fences. They should not infringe on the sight lines of other Great American Ball Park Guests. Additionally, banners/signs cannot be placed anywhere inside of the playing field, be commercial, political, derogatory or obscene as determined by the Reds. Banners/signs are not permitted in the Lexus Diamond Club seating section directly behind home plate. Signs must not utilize wood or metal material or other types of objects for support that could cause injury. Signage in approved areas may only be affixed with string or plastic ties. It is recommended that banners and signs be foldable or collapsible in order to comply with the 16" x 16" x 8" Major League Baseball size requirement. The Reds reserve the right to remove any banner/sign that is in violation of the policy and eject the Guest in control of the banner/sign.

BARK IN THE PARK

Bring your furry friend with you to the ballpark! Ticket packages presented by Rachael Ray™ Nutrish®, Milk-Bone®, and Kroger are available for dogs and their owners and include a pregame pet parade around the field as well as vendors and samples available in the First Star Fan Zone. For more information on specific game dates and the ability to purchase tickets, visit reds.com/bark.

BATTING PRACTICE

Batting practice begins two hours (2) before each home game. Times are approximate and subject to change without prior notification and at the discretion of either team. Be careful of batted and thrown balls while watching batting practice.

BIRTHDAYS

Looking for the perfect way to make your friends' or family members' special day extra special this season? For \$50 you can give them a Cincinnati Reds Birthday Package. Your special guest will receive a scoreboard message, Reds birthday card and a birthday package filled with Reds goodies delivered by the Reds Rally Pack. To inquire about a birthday package for your special occasion, including payment options, contact the Promotional Events Department at (513) 765-7100. Birthday Packages must be ordered two business days in advance.

BODYSUITS

Full bodysuits are not permitted inside of Great American Ball Park. Any covering over the face and head needs to be removed before entry is permitted. It may not be put back on once inside the ballpark.

BOONE COUNTY BOURBON PRESS CLUB

Great American Ball Park's newest premium experience debuts in 2020: The Boone County Bourbon Press Club. Created in the footprint of the former Press Box, the exclusive bourbon-themed club will provide guests with unparalleled views of the action as they enjoy first-class dining and amenities. The Press Club is an all-inclusive ticket, climate-controlled, and sold only on season ticket plans.

The sale and consumption of all alcoholic beverages is subject to Ohio law. The Reds reserve the right to limit consumption and/or sale of alcoholic beverages at events.

BOTTLES AND CANS

No glass bottles, cans, or alcoholic beverages may be brought into Great American Ball Park. Guests are welcome to bring in soft drinks and water provided they are in clear plastic bottles and the safety seal has not been broken. Insulated foam or metal cups/containers from restaurants, convenience stores, gas stations, etc. are not permitted in

Great American Ball Park. Yeti cups and similar products are also not permitted in Great American Ball Park.

BROADCASTING

Radio: The Reds Flagship Station, 700WLW, will carry every Reds regular season game again in 2020. The Cincinnati Reds Radio Network covers Reds Country with over 110 radio station affiliates in Ohio, Kentucky, Indiana, Illinois, West Virginia, Virginia, and Tennessee.

TV: FOX Sports Ohio holds the exclusive local cable and telecast rights for Cincinnati Reds baseball. This season FOX Sports Ohio will broadcast 159 regular season games and FS1 will broadcast 3 regular season games.

BROOMS

In the event of a series sweep, brooms may only be brought in at the discretion of Reds Management.

BUDWEISER BALCONY

Attached to the Budweiser Bowtie Bar, this area in right field is available for season and group tickets. With a total of 48 seats, this area contains 12 boxes with 4 seats in each box. This area is perfect for families and entertaining clients. It offers unique views of the field and the Ohio River.

BUDWEISER BOWTIE BAR

Located in right field, this area has seating options for season tickets and groups and offers standing room for the general public. This open air space allows access to the Budweiser Bullpen Decks and the Budweiser Balconies. All fans have access to the Bowtie Bar for full beverage service.

BUDWEISER BULLPEN DECKS

Attached to the Budweiser Bowtie Bar, this group seating area gives Guests a unique view of the action from right field. This open-air location also allows for quick and easy access to Mr. Red's Smokehouse presented by Montgomery Inn and the First Star Fan Zone. The Budweiser Bullpen Decks consist of two tiers. The Lower Tier can accommodate 24–38 guests and the Upper Tier can accommodate 26 guests. Both Tiers can be exclusively rented for groups of 50 or more. Each ticket comes loaded with \$19 in concession credit for two beers or other items from any concession stand (valid for Friday-Sunday games only). The Budweiser Bullpen Decks are located directly above the visitors' bullpen in right field.

BUFFALO WINGS & RINGS MACHINE ROOM

Located in the left-field corner on the second level, the Buffalo Wings & Rings Machine Room is a dedication to the Big Red Machine, the Reds teams that dominated baseball in the 1970s. This spacious bar has a blue-collar feel, much like the Reds team of the era. Brick and steel finishes, with an exposed ceiling, set the tone. Additional features of the Buffalo Wings & Rings Machine Room include a mini electronic scoreboard, a variety of different seating options for you and your group, mock foul poles, outside seats, the Zamboni used at Cinergy Field and plenty of Reds memorabilia. Buffalo Wings & Rings products will be featured. The Buffalo Wings & Rings Machine Room opens when ballpark gates open. Enjoy the Buffalo Wings & Rings Machine Room today!

The sale and consumption of all alcoholic beverages is subject to Ohio law. The Reds reserve the right to limit consumption and/or sale of alcoholic beverages at events.

CAMERAS & VIDEO EQUIPMENT

Guests are welcome to bring cameras and video recorders into the ballpark for personal use provided game action is not recorded, as required by Major League Baseball. Cameras and video recorders are welcomed provided their dimensions do not exceed the 16" x 16" x 8" Major League Baseball size requirement. Guests are requested to avoid standing in the aisles while using this equipment. Guests should not obstruct the views of others while taking pictures and refrain from using tripods, mono-pods and other camera support pods. The Reds reserve the right to remove any Guests who do not cooperate with this policy. Guests are not permitted to use drones within the footprint of Great American Ball Park for any purpose under MLB Policies and federal law, including for photographic or video recording purposes.

CARRY-IN ITEMS

To ensure the safety of all Guests, players and employees, carry-in items will be inspected prior to entrance into the ballpark or at any time while inside the ballpark. Bags, backpacks, purses, etc. larger than 16" x 16" x 8" will not be permitted in the ballpark in accordance with the Major League Baseball size requirement. For other information as to what is and is not allowed to be brought into Great American Ball Park, please peruse the A-Z Guide and see the list under "Prohibited Items." If you have a question, please call (513) 765-7000 and we would be happy to assist you.

CERTIFICATES PRESENTED BY FIRST WATCH

Fans attending games at Great American Ball Park can now receive personalized certificates for the following occurrences:

- Anniversaries
- Birthdays
- First Reds Game
- Great Catch

Certificates can be requested at any Fan Accommodation location on Game Days. There is no cost to our Guests for these certificates. If you have a group of 10 or more please call (513) 765-7000 prior to the game date and we will have them ready for you at Fan Accommodations.

CHARGING STATIONS

Free charging stations for mobile phones and tablets are available at the Reds Connect Zone in the ballpark, located on the main concourse behind section 110. A limited amount are also available inside the FOX Sports Club and inside The Handlebar presented by Hard Rock Casino.

CLUB BOXES

The Club Boxes offer a unique hospitality option with seating divided into blocks of four, six and eight seats. This arrangement provides maximum flexibility to accommodate small and large groups. Reserve a small box of seats for you and a couple of friends or to bring a larger group of friends and family members together for a fun and affordable option. All Club Boxes are under cover and anchored by an outdoor bar at the back of sections 306 and 307. Your ticket includes direct access to the conveniently located, all-inclusive FOX Sports Club. This club includes buffets featuring everything from hot dogs and burgers to panini sandwiches, pizza, stir-fry and pasta, plus unlimited non-alcoholic beverages.

The sale and consumption of all alcoholic beverages is subject to Ohio law. The Reds reserve the right to limit consumption and/or sale of alcoholic beverages at events.

CLUB CAMBRIA SUPER SUITE

This gorgeous super suite is one of the most popular hospitality areas the Reds have to offer. It is an all-inclusive private party area with an upscale buffet, full beverage service, private bartenders, private restrooms and great views. Club Cambria is the best-of-the-best of our hospitality options. Located on the 2nd level with fantastic views between home plate and first base, the suite's sliding glass doors add the perfect touch to this beautiful space. This hospitality area accommodates groups of 30–40.

The sale and consumption of all alcoholic beverages is subject to Ohio law. The Reds reserve the right to limit consumption and/or sale of alcoholic beverages at events.

CODE OF CONDUCT

Major League Baseball and the Cincinnati Reds are committed to providing a safe and enjoyable ballpark environment. The ballpark staff are trained and work to support a positive environment where:

- Guests will enjoy the baseball experience free from foul, abusive or derogatory language and obscene gestures
- Intervention with an unruly, impaired or intoxicated Guest will be handled in a prompt and safe manner
- Smoking, which includes use of tobacco and vapor products and E-Cigarettes, is prohibited
- Obscene or indecent clothing will not detract from the Guest experience
- Progress of the game will not be disrupted by Guests actions, unauthorized persons on the playing field, or occupying a seat that one is not ticketed to be in
- Guests will refrain from displays of affection that are inappropriate in a family setting
- Guests will not possess firearms, deadly weapons, dangerous ordinance or other items that can cause injury
- Guests will refrain from bringing prohibited items into Great American Ball Park. See 'PROHIBITED ITEMS'

CONCEALED WEAPONS LAW

It is illegal under Ohio Law to possess a firearm, deadly weapon, or dangerous ordinance on the property of Great American Ball Park. Unless otherwise authorized by law, "no person shall knowingly possess, have under the person's control, convey, or attempt to convey a deadly weapon or dangerous ordinance" into the ballpark.

This prohibition includes those that possess valid CCW licenses from Ohio or any other government authority and retired law enforcement officers. Those that violate this policy will be denied entry, removed from the ballpark and/or criminally prosecuted.

CONCESSIONS

Delaware North (Sportservice) operates the food and beverage stands throughout Great American Ball Park. For information on concessions and other services that Delaware North provides, please call (513) 765-7626. Guests can find a wide assortment of food and beverages at Great American Ball Park in the following locations:

All Beef Hot Dog: 105, 113, 118, 130, 134, 137, 143, 405, 516, 525, 532
Big Red (Smokey): 105, 117, 130, 137, 143, 511, 405, 514, 525, 529, 531, 534
Bootleggers: 131
Bottle Soda: 108, 113, 125, 129, 515, 520
Bottle Water: ALL CONCESSION STANDS
Brat: 105, 113, 118, 130, 133, 143, 402, 405, 511, 514, 516, 525, 531
Candy: 105, 113, 125, 133, 143, 402, 405, 511, 516, 520, 525, 531
Chicken Tenders: 119, 130, 514
Chips: 105, 113, 118, 133, 143, 405, 511, 514, 516, 520, 525, 531
Coffee: 113, 130, 133, 137, 143, 514, 516, 525
Cold Sandwiches: Markets
Cotton Candy: 113, 125, 520
Crunch & Munch: 103, 105, 113, 116, 129, 133, 137, 143, 405, 511, 514, 516, 518, 520, 525, 532
Deluxe Nachos: 108, 128, 515
Dippin' Dots: 112, 131, 143, 511, 519, 532
Fries: 108, 113, 119, 130, 139, 512, 514, 534
Frisch's Big Boy: 119, 130
Fruit: Markets
Hamburger: 119, 130, 514
Hot Dog: 105, 113, 118, 130, 133, 137, 143, 402, 405, 511, 514, 516, 525, 531, 534
Hot Mett: 113, 130, 133, 137, 405, 516, 524, 532
Italian Sausage: 113, 130, 133, 137, 532
LaRosa's Pizza: 113, 133, 519, 523
Montgomery Inn: 113, 117, 130, 137, 516
Nachos: 103, 109, 129, 515, 519, 523
Peanuts: ALL CONCESSION STANDS
Penn Stations: 112, 514
Pizza: See LaRosas Pizza
Popcorn: 105, 113, 118, 130, 133, 137, 143, 405, 517, 525, 532
Powerade: ALL STANDS EXCEPT THE ICE CREAM STANDS SELL POWERADE
Pretzel: 105, 112, 130, 133, 137, 143, 511, 516, 525, 525, 532
Salads: Markets
Skyline Chili
Hot Dog: 103, 116, 130, 518, 535
Slushie: 110, 127, Markets
Smokehouse: 138
Soft Serve Ice Cream: 117, 132, 522
Specialty Beers: 108, 113, 116, 125, 131, 139, 508, 515, 520
Veggie Dog: 118, 137, 516, 525

COOLERS

Guests are welcome to bring SOFT-SIDED coolers into Great American Ball Park provided the coolers' dimensions do not exceed the 16" x 16" x 8" Major League Baseball size requirement. HARD-SIDED coolers of any size are PROHIBITED from entering the ballpark. All carry-in items will be inspected at all entry points and could be inspected anytime while inside of GABP. Refusal to cooperate with an inspection request will result in the Guest and their carry-in item being refused entry or asked to leave the ballpark. Items left unattended anywhere on the property will be immediately inspected by security and subject to disposal.

DESIGNATED DRIVER

The safety of our Guests is paramount, this includes while traveling home. Therefore, the Reds support designated drivers and proudly provide the "Budweiser Good Sport Designated Driver Program." Guests can sign up at any Fan Accommodation Station where they can receive up to two free 12 ounce Coca-Cola products or \$1 O'Douls throughout the game. Those that sign up are registered for the Budweiser Good Sport Polo Drawing after every Thursday and Friday home game. Detailed rules and restrictions for these drawings are posted at TriHealth Fan Accommodation locations.

DIAPER CHANGING STATIONS

Baby changing tables are available in all public and family restrooms in Great American Ball Park.

DIRECTIONS TO GREAT AMERICAN BALL PARK

Please visit reds.com/parking for directions to parking around Great American Ball Park.

DONATIONS (IN-KIND)

If you are seeking a donation for a fundraiser to be held in Ohio, Indiana, Kentucky, West Virginia or Tennessee, please visit www.reds.com/donations to place your request. Submissions must be made a minimum of four weeks in advance of your event and will be fulfilled at least one week prior to your event. Please keep in mind our primary donation will be Reds game tickets for approved requests.

We are not in a position to provide a financial contribution for a donation.

Additional information regarding our donation policy may be found by visiting www.reds.com/donations.

DRONES

Federal law prohibits the use of small aircraft and drones anywhere on or above the GABP footprint.

ELEVATORS/ESCALATORS

For the convenience of our Guests requiring special assistance, 7 public elevators and 3 escalators are located throughout Great American Ball Park.

- 1 escalator inside Great American Ball Park located near Gapper's Alley.

This escalator transports Guests from the Terrace Level to the View Level. However, this escalator does not access the Suite or Club Level.

- 1 escalator located inside of the First Star Fan Zone adjacent to the Reds Hall of Fame. This escalator transports Guests from the Terrace Level to the Club Level. Upon reaching the Club Level, Guests can use an adjacent escalator to reach the View Level.
- Elevators can be found behind Sections 101, 110, 121, 127, and 135.

EXECUTIVE SUPER SUITE

The Executive Super Suite is the perfect space for business and fun! This BRAND-NEW Super Suite features: five hours of pregame meeting space including AV, 35 game tickets with an unlimited ballpark buffet and two beers per person, flexible furniture to easily transform the suite from a meeting space to a game space, Hall of Fame passes, and a spectacular view of the playing field. Pricing starts at \$4,200. To book this suite or for more Information, please call the Group Sales Department at (513) 765-7600.

EXPRESS LANE:

New in 2020, selected gates at Gate A, Crosley Terrace and the Hall of Fame Breezeway, allow guests with no bags or carrying bags no larger than 4.5"x 6.5," to enter the ballpark at the Express Lane for streamlined processing into the ballpark. Also, Guests using the Express Lane will not be required to empty their pockets because of the innovative screening system in these lines.

FAN ACCOMMODATION STATIONS

There are two TriHealth Fan Accommodation Stations in Great American Ball Park:

- Terrace Level near Section 119
- View Level near Section 420

Guest-relations personnel will be on hand to assist Guests with any questions, comments or concerns. You can also pick up any certificate and Lost Child wristbands at Fan Accommodations.

FAN CLUBS

Reds Heads Kids Club

Reds Heads is the official Reds fan club for kids ages 3–12. Being a Reds Heads member is a great way for kids to show their Cincinnati Reds pride! Membership includes a jersey, backpack, exclusive Eugenio Suárez bobblehead, 2 free tickets to a Reds game, priceless members-only experiences at Great American Ball Park, and much more! Each membership is only \$30. Kids can become a member of Reds Heads at any Reds game by stopping by the Fan Club Corner located behind section 125 or by visiting the Mobile Clubhouse located in the First Star Fan Zone. Young Reds fans will not want to miss out on all the exciting action this club has to offer! Join online at reds.com/fanclubs.

Reds Rookies

Reds Rookies presented by Pampers and Kroger is the official Reds fan club for kids under 3 and helps create lasting memories for the whole family. Membership includes 2 free tickets, access to participate in a Reds Rookies game on-field parade, Player/Mascot photo session, and exclusive merchandise. Each membership is only \$20. You can sign up the young fan in your life at any Reds game by stopping by the Fan Club Corner located behind section 125 or the Mobile Clubhouse located in the First Star Fan Zone. Make your child a Reds fan for life by signing them up for Reds Rookies! Join online at reds.com/fanclubs.

Club Red

Club Red is the official Reds fan club for ages 13–17. Membership includes an exclusive Club Red T-shirt, 4 game tickets, member discounts, unique community service experiences, and more! Each membership is only \$10. To sign up, visit the Fan Club Corner located behind section 125, the Mobile Clubhouse located in the First Star Fan Zone during any Reds game, or visit reds.com/fanclubs.

FAN MAIL

Fan mail may be sent to:

Manager, Player or Coach's Name
c/o Cincinnati Reds
Great American Ball Park
100 Joe Nuxhall Way
Cincinnati, OH 45202

Please know that fan mail is not forwarded during the offseason, and there is no guarantee of a response or that any items mailed will be returned.

FIELD FACTS

The grass at Great American Ball Park is comprised of three cultivars of Kentucky Bluegrass. The turf is growing in a 12-inch root zone composed of 100 percent sand. The drainage and irrigation systems lie below the root zone. The field is capable of handling up to 3 inches of rain an hour with little or no water pooling on the surface.

THE FIOPTICS DISTRICT

This space, down the left-field line, occupies sections 408–410 and includes convenient access to the Cincinnati Bell GigaBar, a walk-in bar serving beer and liquor that is open to all Guests and features some of the newest technological developments Cincinnati Bell has to offer. Seating in The Fioptics District allows exclusive admittance to The Fioptics District Rooftop above the GigaBar. This rooftop patio provides unique views of the Cincinnati skyline, comfortable furniture for watching the game on a 15-foot video board, a private bar, and offers bocce ball, cornhole and other games. Also part of The Fioptics District is The Cincinnati Bell Connections SkyBar, a private group area that provides a spectacular view of the field with the river as a backdrop and features all-inclusive concessions offering food and a fully stocked bar.

THE FIOPTICS DISTRICT ROOFTOP

See 'The Fioptics District'

FIREWORKS NIGHTS

Due to the close proximity of the post-game fireworks shows, the Reds are required to take several precautionary measures that could affect your ballpark visit.

- Guests sitting in the outfield seating sections 140–146 may want to move to gain a better view of the fireworks show.

- A portion of Mehring Way stretching from Old Broadway to the Mehring Way Garage Entrance will be closed to pedestrian and vehicular traffic at the end of the game and will not re-open until the conclusion of the fireworks show.
- Guests exiting the Ballpark Garage onto Pete Rose Way will be directed to go Eastbound only. Guests will not be permitted to go South on Old Broadway.
- Guests exiting the Ballpark Garage onto Mehring Way will be directed to go Westbound only. Guests will not be permitted to go East on Mehring Way from this location.
- Post-game fireworks shows are scheduled on the following dates for the 2020 Season: 5/15, 5/22, 6/5, 6/26, 7/10, 7/24, 7/31, 8/14, 8/28, 9/18

FIRST AID STATIONS

TriHealth First Aid Stations are staffed with trained medical personnel affiliated with TriHealth's Bethesda North and Good Samaritan Hospital.

Guests will find the Great American Ball Park First Aid Stations in the following locations:

- Terrace Level near Sections 125–126.
- On the Terrace Level near Sections 109–110.
- View Level near Section 411.

The medical personnel are on duty for all games and events. Should emergency medical services or medical assistance be needed, please refer to the nearest directional signage or ask any member of the Great American Ball Park staff.

FIRST STAR FAN ZONE

Located on the Terrace Level along the west side of Great American Ball Park, the First Star Fan Zone was built on the former site of Riverfront Stadium during the second and final phase of construction at Great American Ball Park. The First Star Fan Zone features interactive games for kids including batting cages, a Wiffle® Ball Field, the Reds Heads Mobile Clubhouse and a playset. On select days, the Wiffle® Ball Field may only have Run the Bases opportunities. Step right up and join the fun by playing our First Star Fan Zone carnival games including Gapper's Hit the Mit, Mr. Red's Bottle Break Up, Rosie's Ring Toss, Mr. Redlegs's Strikezone or Great American Ball Park Free Throw Challenge! Carnival game prices range from \$2-\$5 per game. In the event of rain, interactives may close for your safety and the safety of Reds Game Day Staff Members. All Fan Zone activities are open until the last out of the game. The First Star Fan Zone also features many food and drink options including Bootlegger's Bar, the Mega Concession Stand and Mr. Red's Smokehouse presented by Montgomery Inn.

FOUL BALLS

Guests are welcome to keep any foul ball hit into the stands. At no time should a foul ball be thrown back on the field or interfere with a ball in play. Anyone interfering with play or trespassing onto the playing field will be ejected and subject to prosecution. The game of baseball has certain risks and dangers incidental to the game, whether occurring prior to, during or subsequent to the actual playing of the game, including without limitation, injury from thrown bats, thrown or batted balls and spectator conduct. Guests are asked to keep alert on what is occurring around them and assume the risks and dangers incidental to the game as a condition of being at the ballpark.

FOX SPORTS CLUB & CLUB HOME SEATING

See all the action and enjoy excellent service and amenities at the same time. Situated along the first-base line and behind home plate, Club seats include access to the all-inclusive FOX Sports Club, excluding alcohol which is available for purchase. The FOX Sports Club offers a wide selection of food items from various culinary stations as well as unlimited water and soft drinks in a climate-controlled setting. Guests can access the FOX Sports Club by taking the elevators or stairs, near sections 126 and 135, to the Club Level. For more information, please contact the Reds Premium Seating department at (513) 765-7210 or visit reds.com/premium.

FRONTGATE OUTDOOR LUXURY SUITE

Located in the gap next to the Boone County Bourbon Press Club, the Frontgate Outdoor Luxury Suite features spectacular views of the field from behind home plate, TV monitors, and game audio. It is an all-inclusive private party area with an upscale buffet and full beverage service. The area also has outdoor patio furniture where guests can eat, drink and socialize while watching the game. An exclusive catering staff assists you with any needs and a private restroom is available for your group throughout your event. This hospitality area accommodates groups of 35–48.

The sale and consumption of all alcoholic beverages is subject to Ohio law. The Reds reserve the right to limit consumption and/or sale of alcoholic beverages at events.

GARDEN BAR

The Garden Bar located at Crosley Terrace will open in conjunction with the other bars in GABP upon the opening of gates to the public. This feature is an area exclusively for fans with a ticket to the game to grab a drink and enjoy the garden atmosphere throughout the game.

There is also a bar outside the gates, which is located on the western side of the Administrative Offices, that will open before the game to provide guests the opportunity to grab a beer while they are going to the gates. This bar will close down at game time.

GATE LOCATIONS

- Crosley Terrace - Gate A (1–18)
- Gapper's Alley - Gate B (19–24)
- Left-Field Entrance - Gate C (25–32)
- Suite/Club Entrance - Gate D (33–35)
- Broadway/Bleacher Entrance - Gate E (36–48)
- Center-Field Entrance - Gate F (49–51)
- Sun/Moon Deck Entrance - Gate G (52)
- Bullpen Ramp Entrance - Gate H (53)
- Right-Field Entrance - Gate I (54–55)
- Breezeway Gate at Reds Hall of Fame - Gate A (56–57) (Not Numbered)

GATES OPEN

In 2020, the below gate times will be used during the season:

For Opening Day (3/26), and Kids Opening Day (3/28), all gates will open 2 hours prior to game time.

For 6:40 games Monday through Thursday in April, May, and September, gate will open 1 hour prior to game time.

All other games, gates will open 90 minutes prior to game time.

Gate opening times may vary if a game is rescheduled.

GROUP TICKETS

If you've ever thought about bringing a group to a Reds game, now is the time! Whether it's friends, family or teammates, there's no better way to catch the action at Great American Ball Park than to share the experience with a group of 15 or more. Reach out to the Group Sales department at (513) 765-7600 or groups@reds.com for more information or visit reds.com/groups.

GUEST INTERFERENCE

Guests intruding upon the playing field, in any restricted areas or interfere with play are subject to arrest, penalty of a 180-day jail term and a \$1,000 fine. We also ask that you do not throw objects onto the playing field. This could interfere with play and could result in injury to someone on the field. Any Guests with questions or problems during their visit to Great American Ball Park should see their seating coordinator, or a Reds representative at one of the Fan Accommodation Stations located at the Gap on the Terrace & View Levels.

THE HANDLEBAR PRESENTED BY HARD ROCK CASINO

This indoor and outdoor ticketed space offers an upscale, luxurious option to watch the game. The outdoor group seating area features three tiers of seating with a capacity of 110 Guests. Different seat options are available for groups of 12–14, including a number of 30-inch wide, oversized seats featuring power outlets for phone charging and a table for food and beverages. Guests outside will also have a server to attend to their needs, as well as full access to all accommodations inside. Guests can purchase individual tickets to the inside of The Handlebar, which accommodates up to 225. The interior includes lounge seating, a 26-foot long video board and numerous other TVs. There is all-inclusive food and non-alcoholic drinks PLUS 6 drink tickets good for alcoholic beverages redeemable only in the Handlebar. The large-panel glass from the old Riverfront Club has been removed and replaced with a retractable glass wall that will allow Guests to fully experience the ballpark atmosphere. The Handlebar can also be rented out exclusively for groups of 200 plus! Individuals with passes to the Handlebar have outdoor access and a live view of the game from the Handlebar Terrace located on the level below, adjacent to the Tire Discounters Party Decks.

The sale and consumption of all alcoholic beverages is subject to Ohio law. The Reds reserve the right to limit consumption and/or sale of alcoholic beverages at events. You must be 21 years of age to receive alcoholic drink tickets.

HARD ROCK CASINO SUPER SUITE

The Hard Rock Casino Super Suite is the only field-level super suite in Great American Ball Park. In addition to a great view of the game, this brand new area includes an upscale buffet and full beverage service, private staff, private restrooms, a climate-controlled indoor area to hang out, and outdoor seating. For groups of 30–40 people, this is the best experience we have to offer.

The sale and consumption of all alcoholic beverages is subject to Ohio law. The Reds reserve the right to limit consumption and/or sale of alcoholic beverages at events.

HOMETOWN HERO

At every Reds game this season, a member of the United States Armed Forces (Army, Navy, Marine Corps, Air Force or Coast Guard) will be recognized as the "Cincinnati Bell Hometown Hero." Fans are encouraged to nominate a member of the Armed Forces by visiting www.reds.com/hero or contacting the Reds Promotional Events Department at (513) 765-7100.

HONOR GUARD

Would you like to serve as the Honor Guard at Great American Ball Park? Find out more information about how to participate by calling the Reds Promotional Events Department at (513) 765-7100.

iBEACONS

For those Guests using Apple iOS 7 or higher, the Reds offer automatic digital check-in and helpful ballpark information via iBeacons located around the ballpark. To participate, please enable your Bluetooth and location services on your iPhone or iPad.

INSPECTION PROCEDURES/METAL DETECTION:

Fan screening at the Great American Ball Park is part of the Cincinnati Reds approach to ensure the safety of our fans, players, and employees. All fans and staff will be asked to remove large metal objects from their pockets, including cell phones and keys, and walk through a metal detector. Security staff will provide assistance for the screening process if the need arises. If you have a medical condition that would prohibit you from metal detection, please notify a gate supervisor and other screening accommodations will be made. All carry-in items will be inspected for prohibited items at all entry points and are subject to search anytime while inside of GABP. Refusal to cooperate with an inspection request will result in the Guest and their carry-in item being refused entry or asked to leave the ballpark. Bags or other items left unattended anywhere on the property will be immediately inspected by security and subject to disposal.

LEFT-FIELD SUPER SUITE

Fantastic views of the field from down the third-base line can be seen from the seating outside the Left-Field Super Suite. Inside the suite guests can enjoy private bar staff, and TVs. This suite is an all-inclusive private suite with an upscale buffet and full beverage service. This hospitality area accommodates groups of 35–56.

The sale and consumption of all alcoholic beverages is subject to Ohio law. The Reds reserve the right to limit consumption and/or sale of alcoholic beverages at events.

LEXUS DIAMOND CLUB

The ultimate baseball and entertainment experience is located in the Lexus Diamond Club at Great American Ball Park. This all-inclusive ticket includes access to the exclusive Diamond Club, located directly behind home plate under the field level seating. The Diamond Club features beverage service with a full bar, a gourmet buffet, as well as a window that looks directly into the tunnel leading from the Reds Clubhouse to the dugout. Guests also enjoy a private entrance, seating in the first eight rows behind home plate, and in-seat service. Those with Diamond Club tickets can access this area directly from the Diamond Club Entrance on the P2 Garage Level or by taking the home plate elevators, or stairs, to the Field Level. The Diamond Club is open up to one hour after the conclusion of the game. For more information, please contact Reds Premium at (513) 765-7210 or reds.com/premium.

The sale and consumption of all alcoholic beverages is subject to Ohio law. The Reds reserve the right to limit consumption and/or sale of alcoholic beverages at events.

LOST AND FOUND

Guest may inquire about lost and found articles by calling (513) 765-7095 or asking at the TriHealth Fan Accommodation Stations from gate opening to the conclusion of the game. On non-game days, Guests can call Security at (513) 765-7095. The Cincinnati Reds are not responsible for any items left on premises.

LOST CHILDREN/MISSING PERSONS

Guests should report a missing person to any ballpark staff member, law enforcement officer or at the Fan Accommodation Station immediately. Subsequently, efforts will be taken, working closely with the Cincinnati Police, to locate and reunite the missing person. To assist with missing children, parents can stop at either Fan Accommodation location or the Reds Heads Clubhouse in the Fan Zone to pick up a wristband for their child to wear during their visit. Parents can fill in their name, their child's name, and their phone number to assist Cincinnati Police and Security in the reunification process.

LUXURY SUITE RENTALS

Whether you are hosting important clients or celebrating special occasions with family or friends, the suites at Great American Ball Park provide an intimate, first-class game experience unlike anywhere else in the ballpark. Accommodating 16 guests, Great American Ball Park's Luxury Suites amenities include: all-inclusive food and beverage, indoor and outdoor seating, outstanding views of the playing field, elegant finished entertainment area including buffet counter, bar, refrigerator and ice maker, gourmet food and beverage options, personal Suite Attendant and a private suite entrance & restroom. For more information about luxury suites options, please contact Reds Premium at (513) 765-7210 or reds.com/premium.

The sale and consumption of all alcoholic beverages is subject to Ohio law. The Reds reserve the right to limit consumption and/or sale of alcoholic beverages at events.

MACHINE ROOM PATIO

Located down the left-field line adjacent to the Kroger Bleachers, the Machine Room Patio is great for groups of 60–115. The private patio area with covered tables and chairs allows for easy access to the Buffalo Wings and Rings Machine Room's sports bar. The package includes an unlimited ballpark buffet and two beers per person.

MASCOTS

Great American Ball Park is filled with the excitement generated by four official mascots: Rosie Red, Mr. Redlegs, Mr. Red and Gapper! Our mascots are available for events outside of Great American Ball Park. For information regarding scheduling, pricing and availability for mascot appearances, please call Nick St. Pierre, Promotional Events Manager at (513) 765-7040. Reds mascots can also be requested in advance for seat visits by calling the Promotional Events Manager prior to the game date and during a game, by simply going to any one of the TriHealth Fan Accommodation Stations located throughout the ballpark.

MINOR LEAGUE AFFILIATES

The Cincinnati Reds Minor League affiliates are:

Louisville Bats (AAA)

Louisville Slugger Field

401 E. Main St.

Louisville, KY 40202

Phone: (502) 212-2287

Chattanooga Lookouts (AA)

AT&T Field201 Power Alley

Chattanooga, TN 37402

Phone: (423) 267-2208

Daytona Tortugas (A)

Jackie Robinson Stadium

110 E. Orange Ave

Daytona Beach, FL 32114

(386) 257-3172

Dayton Dragons (A)

Day Air Ballpark

P.O. Box 2107

Dayton, OH 45401

Phone: (937) 228-2287

Billings Mustangs (Rookie)

Dehler Park

P.O. Box 1553

Billings, MT 59103

Phone: (406) 252-1241

Greenville Reds (Rookie)

Pioneer Park

P.O. Box 5192,

Greenville, TN 37743

Phone: (423) 638-0411

NATIONAL ANTHEM

Would you like to perform the national anthem at Great American Ball Park? Visit [reds.com/anthem](https://www.reds.com/anthem) to find out more about the audition process.

NOISEMAKERS

Noisemakers such as cowbells, thunder sticks, air horns, whistles, clappers and other such items that incur an audible nuisance upon Guests are not permitted in the ballpark.

NOR-COM TECHNOLOGY SUPER SUITE

With flat-screen TVs, a private bar and staff, and indoor/outdoor seating options, the Nor-Com Technology Super Suite has it all! The suite is a private suite with an unlimited ballpark buffet and two beers per person. The luxury of a private suite with a party atmosphere. This hospitality area accommodates groups of 20–45.

The sale and consumption of all alcoholic beverages is subject to Ohio law. The Reds reserve the right to limit consumption and/or sale of alcoholic beverages at events.

NURSING SUITES

These private areas are open to moms and babies for breastfeeding. The Reds are excited to make games easy and fun for moms and babies. Only nursing mothers are permitted into the areas. These spaces feature comfortable gliders, sinks, ice and refrigeration, private restrooms, changing stations and lockers for storing your nursing items during the game. There are also rocking chairs outside the suite for comfort while waiting for an open nursing seat.

Pampers Nursing Suite Built by Fischer Homes

Located on the Suite Level, go to the Fox Sports Club elevator featuring Rosie Red and the Pampers Nursing Suite logo and take it to Suite Level.

TriHealth Nursing Suite

Located on the View Level by the TriHealth Family Zone, go to The Handlebar presented by Hard Rock elevator and take it to the View Level.

OLE SMOKY PARTY BARN

Located in the First Star Fan Zone and overlooking the Ohio River, this semi-private covered area accommodates multiple groups of 20 or more (maximum capacity of 200) with tables and chairs for use during pregame meal and for networking. The package includes a catered buffet, two beers per person, and seats located in Section 137 down the right-field line.

The sale and consumption of all alcoholic beverages is subject to Ohio law. The Reds reserve the right to limit consumption and/or sale of alcoholic beverages at events.

PARKING

SP+Central Parking System manages the parking and on-site traffic operations at Great American Ball Park. SP+Central Parking is a transportation management company engaged in the leasing, management and ownership of commercial parking facilities. SP+Central Parking's mission is to operate a global parking and transportation management company dedicated to integrity, growth, professionalism, value and leadership and providing quality service to customers and clients.

SP+Central Parking Systems can be contacted at the following:

SP+Central Parking Systems
99 E. Second St.
Cincinnati, OH 45202
(513) 946-8100

Great American Ball Park Parking Tips

Parking for Great American Ball Park is located on both the east and west sides of the ballpark.

For information on Accessible Parking, please see "Accessible Access" information, located under "A."

Single game accessible parking is available to accessible guests in the eastern section of Central Riverfront Garage for \$20 or in the East Garage for \$12. These spaces are pay-upon-entry and are sold on a first come, first served basis, based on availability.

Parking passes valid for Central Riverfront Garage can be purchased in advance by contacting the Reds at (513) 765-7400, option 3 or online at [reds.com/parking](https://www.reds.com/parking).

On-Site Parking

Day of game parking is offered in the eastern side of Central Riverfront Garage for \$20, the western side of Central Riverfront Garage for \$17, East Garage for \$12, Broadway Ave Lot for \$20 or the Western Lots B or D for \$12. These areas are pay-upon-entry and are sold on a first come, first served basis, based on availability.

The Great American Ball Park parking lots open 3 hours before game time.

Main Parking Options

Visit [Banksparking.com](https://www.banksparking.com) or [reds.com/parking](https://www.reds.com/parking) for more information

Accessible parking / Drop off

The accessible pickup/drop-off zone is located on Joe Nuxhall Way, from Second Street to Mehring Way, along the west side of Great American Ball Park. Cars, vans and small buses displaying a valid accessible placard or valid accessible license plate will be permitted to enter the pickup/drop-off zone beginning one half (1/2) hour before gates open to approximately one (1) hour after the conclusion of the game. Large school buses and large charter/tour buses are prohibited from entering this zone. Guests traveling to the ballpark in a large school bus or large charter/tour bus should contact the Group Sales department at (513) 765-7600 for information on bus pickup and drop-off locations.

Bus Drop-Off

The drop-off area at Great American Ball Park for groups using buses or other oversized vehicles is at the NE corner of Mehring Way and Joe Nuxhall Way. Buses should face west on Mehring Way.

Bus Parking

Parking for buses and other oversized vehicles can be accommodated at the Tri State Parking lot located at the corner of 4th and Columbia Streets in Newport, KY. The lot is directly across the Ohio River from Great American Ball Park via the Taylor-Southgate Bridge. Cost is \$15 per bus. Tri State Parking can be reached at (859) 291-7275 or (859) 761-1071.

THE CINCINNATI REDS PRIVACY POLICY

Updated January 1, 2020.

The Cincinnati Reds, a Major League Baseball team owned by The Cincinnati Reds LLC (the "Club" or "we") has established this privacy policy (the "Privacy Policy") in order to make clear to you how we collect, use and share the personal information you may provide to us. The Privacy Policy sets out our practices regarding data collecting and processing for all aspects of our business. It also sets forth how we may share data with our partner, MLB Advanced Media, L.P. ("MLBAM"), for use online and via interactive media. Any sharing in accordance with this Privacy Policy for use by MLBAM will be governed by the privacy policy applicable to reds.com.

1. Personal Information We Collect

Personal information we may collect from you includes, but is not limited to, your name, address, email address, or birth date. We collect personal information through a variety of means, including:

- Ticket sales and programs;
- Merchandise sales;
- Charitable programs;
- Fan loyalty programs;
- Sweepstakes and contests;

When you voluntarily provide the Club with personal information, either directly or through a third party source that has advised you of an intention to disclose that information to us, you thereby consent to its collection, use and disclosure by the Club in accordance with this Privacy Policy, subject to any preferences or elections you make or have made at the time the information is collected.

2. Use of Your Personal Information

If you submit personal information to us, or to any third party acting on our behalf ("Service Provider"), we may use your information as set forth in this Privacy Policy, as disclosed when you first submit your information, or as otherwise permissible under applicable law. In general, we will use your information in the following ways:

- To provide you with the goods, services or programs that you have requested from us and to communicate with you with respect to those goods, services and programs (including, for example, invoicing, changes/enhancements and renewals) or to improve upon our goods, services, programs or promotions;
- To provide you with Club-related marketing materials and information that may be of interest to you, including, for example, special offers (e.g., new ticket programs or merchandise availability), promotions and event news;
- To provide you with marketing and promotional materials and information from our corporate partners or sponsors, including, for example, special offers, promotions and event news;
- If you enter a contest or other promotion offered by the Club, to administer the contest or promotion, in accordance with its rules and applicable laws;
- To satisfy other reasonable, legitimate business interests (such as collecting outstanding debts); and
- We may use your personal information with your permission.

If you indicate to the Club at the time of collection that you do not wish to have your personal information used for any manner other than to fulfill the specific purpose for which the information is being submitted (e.g. you do not wish to receive future promotional communications), the Club will honor such a request. We may combine the personal information you provide us with information we receive from our partners and from MLBAM, as well as with information we receive from you from other sources such as joint marketing partners or Club databases. We may aggregate certain non-personally identifying components of your information with that of other customers so that we may evaluate and improve our products, services and business practices.

3. Sharing Your Personal Information

If you submit personal information to us, or to any third party acting on our behalf, we may share your information as set forth in this Privacy Policy, as disclosed when you first submit your information, or as otherwise permissible under applicable law. We will not sell, lease, publish or share your personal information with or to anyone else, except as set forth in this Privacy Policy.

- The Club may share personal information with Service Providers, including but not limited to MLBAM.
- The Club may share aggregated demographic information with third parties. This information does not contain information that can be used to identify you or any other individual person.
- The Club may share your information in any manner to which you consent at the time of collection, including with third parties who are named at the time of collection for the purpose presented to you at the time of collection.

4. Additional Disclosures

In addition to the disclosures that may be authorized by you under Section 3, certain other sharing or disclosure of your personal information may occur in the following circumstances:

- As time passes, The Cincinnati Reds LLC may be sold along with its assets, or other corporate transactions may occur. In such a case, our customer information may be one of the business assets we transfer; and
- Your information may be shared to investigate, prevent, or take action regarding illegal activities, suspected fraud, situations involving potential threats to the physical safety of any person, or violations of any Club policies, rules or regulations.
- We may be required to share your personal and non-personal information pursuant to judicial or governmental subpoenas, warrants or orders. If we are required to do so, we will, of course, obey the law. In addition, notwithstanding any term to the contrary in this Privacy Policy, we reserve the right to use, disclose or share your personal and non-personal information in order to investigate, prevent or take action regarding illegal activities, suspected fraud, situations involving potential threats to the safety of any person, or as required by law.

5. Security

The security of your personal information is important to the Club. We instruct our employees with access to your personal information that it is to be used only in adherence with the principles set forth in this Privacy Policy and applicable laws, rules or regulations. The Club and its affiliated companies assume no liability for interception, alteration or misuse of information transmitted over the Internet.

6. Electronic Communications

The Club's official website (currently www.reds.com) (the "Club Website") and Club's interactive electronic communications are operated by MLBAM. Any personal information that MLBAM receives from you or from the Club in accordance with this policy is governed by the privacy policy applicable to the Club Website, available at www.mlb.com/privacy or www.reds.com/privacy.

7. Do Not Call Registry

Residents of the United States have the ability to limit telemarketing calls they receive by adding their phone number(s) to the National Do Not Call List. Please visit <https://www.donotcall.gov/> for more information. Once registered, your specified phone number(s) will be removed from many telemarketing lists within thirty one (31) days.

Important note for Club customers. Registration on the National Do Not Call List does not prevent telephone communications from companies with whom you have an existing business relationship. Therefore, if you wish to manage your telephone communications from the Club specifically, please contact us directly as provided for in Section 8 of this Privacy Policy, below.

8. California Privacy Rights

If you are a resident of California, you have certain rights pursuant to the California Consumer Privacy Act and the Shine the Light law. Those rights are detailed the MLB Privacy Policy available at www.mlb.com/privacy. To exercise the rights detailed in that policy, please click here or call 866-800-1275. The Club has disclosed and sold personal information to third parties for a business or commercial purpose in the past 12 months. The Club does not knowingly sell the personal information of minors under 16 years of age without affirmative authorization.

9. Contact Us

If you have questions or concerns about this Privacy Policy, if you want to review your personal information, close your account with us and have us delete the personal information in it, if you do not wish to receive offers or materials from the Club (about itself or about third parties), the Cincinnati Reds Community Fund or the Cincinnati Reds Hall of Fame & Museum, or if you want to limit the methods through which we communicate with you, you can contact us at:

The Cincinnati Reds LLC
100 Joe Nuxhall Way
Great American Ball Park
Cincinnati, Ohio 45202-4109
Attn: Privacy Administrator
Phone: (513) 765-7000
Email: privacy@reds.com should be established for each club.

10. Notification of Changes

If we make a change to this Privacy Policy, we will post a notification and link on the homepage of, or another visible location within, the Club Website so that you can review the updated policy and the policy will be available at customer service when visiting the ballpark. If at any point we wish to use your personal information in a manner that is materially different from the permissions granted by you or otherwise as stated at the time it was collected, we will notify you and give you the opportunity to indicate whether you consent to the proposed use.

PROHIBITED ITEMS

Below is a short list of items that are prohibited to be brought into Great American Ball Park. If you are found with one of these items, you will be asked to take them back to your car. You will not be able to enter with a prohibited item.

If you have a question as to whether or not you can bring something to Great American Ball Park, please call (513) 765-7000.

- Aerosols (spray sunscreen and bug spray permitted)
- Alcoholic Beverages
- Animals (with the exception of Service Animals)
- Backpacks or bags with multiple pockets
- Bags larger than 16"x16"x8"
- Beach balls or other inflatable devices
- Bodysuits
- Drones
- Explosive Materials or Devices
- Frisbees
- Glass bottles, cans, and opened plastic bottles. Sealed plastic bottles of non-alcoholic beverages are permitted
- Hard-sided Coolers
- Hoverboards
- Illegal Substances or Paraphernalia
- Items not able to be inspected
- Laser pens or pointers
- Masks
- Noisemakers
- Obscene or indecent clothing
- Pocket knives with blades longer than 3"
- Selfie Sticks
- Signs or banners that are derogatory, vulgar, or political in nature. These also must fold and fit in the 16"x16"x8" box
- Sticks, bats, poles, or clubs
- Tripods or Monopods
- Weapons of any kind

*This list is not all-inclusive and the Reds reserve the right to edit this at any time.

PROMOTIONAL ITEMS

Promotional items have individual restrictions, and giveaway dates are subject to change without prior notice. A schedule of promotional dates is listed on our pocket schedules and at reds.com. Fans are entitled to one promotional item when they enter the ballpark, while supplies last. Those with multiple tickets must exit the ballpark and re-enter with a new ticket in order to receive another promotional item for each multiple ticket.

PUBLIC ADDRESS PAGING

It is impractical for the Reds to permit paging, due to the large number of requests that are received for every game. Therefore, unless it is life-threatening emergency that can be confirmed through a trusted source, such as law enforcement or hospital, and approved by the Vice President of Ballpark Operations or Sr. Director of Ballpark Operations in his/her absence, paging will not occur for any purpose.

It is suggested that Guests that do not have a communications device (i.e. cellular telephone) and feel that they will receive a request to leave the ballpark (i.e. for a medical situation) provide their seating location to a family member, business associate, or a TriHealth Fan Accommodation Station. Then if a message is needed to be relayed, the caller can provide the name of the Guest and their seating location so that a ballpark representative can deliver a message to the Guest.

PUBLICATIONS

Media Guide

The Cincinnati Reds Media Guide features complete player biographies and statistics, along with information on the Reds' Major League and Minor League teams. You can purchase the guide by visiting the Reds Team Shop, the Gameday Pro Shop, and souvenir stands throughout Great American Ball Park.

Redlegs Insider

Redlegs Insider is a free, digital newsletter that is sent before each home-stand during the season and contains insider info on all the latest Reds news, upcoming promotions, giveaways and special dates.

Reds Yearbook Magazine

The Reds Yearbook Magazine is published two times during the season. This publication combines profiles of Reds players, opponents and minor leaguers with historical Reds features and an expanded guide to the Cincinnati Reds Hall of Fame and Museum presented by Dinsmore. Fans also will find information on the club's community involvement, upcoming promotions, facts about Great American Ball Park, a scorecard and much more. The Reds Yearbook Magazine can be purchased through vendors and various souvenir stands around the ballpark, the Reds Team Shop, the Gameday Pro Shop and online at reds.com.

Scorecard

A free scorecard featuring rosters for the Reds and their opponents is included in each issue of Reds Yearbook Magazine. Supplemental scorecard sheets are available free of charge at TriHealth Fan Accommodation Stations while supplies last. Rosters will not be listed on the complimentary scorecards.

PUBLIC TRANSPORTATION

Queen City Metro can be reached at (513) 632-7575 for schedules and information regarding bus transportation throughout Hamilton County. ACCESS provides transportation throughout Hamilton County for the disabled. Please call (513) 632-7590 for more information. Guests seeking bus service to and from Northern Kentucky can contact the Transit Authority of Northern Kentucky (TANK) at (859) 331-8265.

The Cincinnati Bell Connector is an electric mode of transportation operating in its first phase on a 3.6 mile loop connecting key communities in the city's urban core.

Running up to 18 hours a day and 365 days a year, the streetcar is a vital complement to the city's existing metro and other transportation systems.

Below is the service schedule for the Cincinnati Bell Connector:

Hours of Operation:

- Monday-Thursday 6:30 a.m. – midnight
- Friday 6:30 a.m. – 1 a.m.
- Saturday 8 a.m. – 1 a.m.
- Sunday and holidays 9 a.m. – 11 p.m.

RADIOS

Portable radios are permitted in Great American Ball Park provided their dimensions do not exceed the 16" x 16" x 8" Major League Baseball size requirement and are operable. If a radio is tested and does not work, then it cannot be brought into the ballpark. Guests with radios are permitted to listen to the radio provided the volume does not disturb Guests in the immediate area. Headphones are encouraged for portable radio usage inside Great American Ball Park. HAM, CB and Two Way Radios are not permitted to be brought into Great American Ball Park.

RAIN DELAYS

Weather can affect the start and/or continuation of the game. The Reds have the authority to delay the start of a game, until managers meet with the home plate umpire and exchange lineup cards where the authority transfers to the Umpire Crew Chief. The Umpire Crew Chief shall have the sole and unquestioned authority to determine whether and when play shall be halted during a game, whether and when play shall be resumed, and whether and when a game shall be postponed because of bad weather or unfit playing conditions. If a game has been postponed, Guests will be instructed through the media as to how they will need to use or exchange their tickets for the postponed game.

REDS AUTHENTICS

Reds Authentics is the premier outlet for all MLB authenticated, game-used and autographed memorabilia from current Reds players. On game days, stop by the Reds Game-Used Authentics Store at Retail Row inside the main gates for deals on a variety of unique items, including game-used jerseys, baseballs, bats, bases and more. Follow us on Twitter @RedsAuthentics for inventory updates and stay up-to-date on Reds auctions at reds.com/auctions. All proceeds through Reds Authentics benefit the Reds Community Fund. For more information regarding Reds Authentics, visit reds.com/authentics or contact us at (513) 765-7097 or gameused@reds.com.

REDS CARAVAN PRESENTED BY CINCINNATI USA REGIONAL TOURISM NETWORK

The Reds Caravan is a three-day event that takes place in late January, allowing fans all across Ohio, Indiana, Kentucky, West Virginia & Tennessee the opportunity to meet and greet players and executives from the Cincinnati Reds. Some highlights of the caravan include autograph sessions, ticket giveaways and Reds Q&A. For more information visit reds.com/caravan.

REDS COMMUNITY FUND

Since its inception in 2001, the Reds Community Fund (RCF) has been dedicated to improving the lives of youth through its baseball and softball-themed outreach efforts.

Programs include USA Baseball's Fun at Bat which is an entry-level bat and ball program for kids with an emphasis on character development, functional movement, active play and fun; Reds Youth Baseball & Softball Funding, which underwrites expenses for more than 620 inner-city teams; and the Field Renovation Program, which has helped restore over 425 baseball and softball fields. Including the P&G MLB Cincinnati Reds Youth Academy, Youth Baseball "Match" and Greater Cincinnati RBI programs, more than 50,000 kids and coaches will be connected to the baseball and softball-themed outreach efforts of the Reds Community Fund in 2020.

The Reds Community Fund hosts game day fundraising activities during all Reds home games. The Reds Community Fund Split the Pot program is operated at each home game throughout the season. Tickets are sold from the time that gates open through the middle of the seventh inning. One lucky fan per game is chosen as the winner. Fans may purchase tickets from volunteers located throughout the ballpark, by visiting the Split the Pot booth which is located on the main concourse level behind home plate at Great American Ball Park or ONLINE by visiting www.reds5050.com.

A series of creative, baseball-themed fundraising events provide the necessary funding for the Reds Community Fund. 2020 events include the RCF Charity Block Party on Thursday, March 26 (reds.com/blockparty); Redlegs Run on Saturday, May 30 (reds.com/run); Reds Community Fund Telethon on Wednesday, June 24 (reds.com/telethon); Johnny Bench Awards Luncheon on Tuesday, July 7 (reds.com/benchawards); St. Elizabeth Healthcare A Night of Their Own (ladies only) on Thursday, July 9 (reds.com/baseball101); CBTS Marty Brennaman Golf Classic presented by Delta Air Lines on Sunday & Monday, September 13-14 (reds.com/martygolf); Redsfest Bingo on Friday, December 4 (reds.com/bingo) and Prestige A/V & Creative Services Rick Steiner Celebrity Poker Tournament presented by Ashlee Fence on Saturday, December 5 (reds.com/poker). For more information regarding Reds Baseball Camps visit reds.com/camps.

If you would like to make a tax-deductible donation, please visit reds.com/community or make checks payable to the Reds Community Fund and mail to:

Great American Ball Park
100 Joe Nuxhall Way
Cincinnati, OH 45202

For additional funding information, contact the Reds Community Fund at (513) 765-7000, visit reds.com/community or reds.com/Academy. If you are interested in volunteer opportunities, please contact Emily Egbers at (513) 765-7510 or eegbers@reds.com.

Facebook: www.facebook.com/RedsCommunityFund

Twitter: @RedsCommunity

Instagram: @RedsCommunity

REDS FANTASY CAMP

Baseball fans 30 years of age and older get the opportunity to play baseball for a full week at the Reds Spring Training facility in Goodyear, Arizona. Participants enjoy a true major league experience-instruction/coaching from former Reds players, their

own Reds major league uniform with their name/number on the back, a locker in the Reds clubhouse, accommodations at a local hotel, and much more! Reds Fantasy Camp usually takes place in late January or early February just before the start of Spring Training. In addition, the camp includes a pre-camp mini workout at Great American Ball Park in December or January before Fantasy Camp begins, a Reunion Event at Great American Ball Park during the Reds regular season, and an invitation to attend Redsfest in December. For more information, call (513) 765-7921 or email echamberlain@reds.com.

REDS HALL OF FAME AND MUSEUM PRESENTED BY DINSMORE

The Cincinnati Reds Hall of Fame and Museum is located on the west side of Great American Ball Park on Joe Nuxhall Way. The museum underwent a comprehensive renovation prior to the start of the 2019 season. The reimagined museum includes new exhibits and state of the art interactive experiences. The renovated museum's highlights include: the Pursuit of a Dream Exhibit presented by African American Capital Enterprises, the First Nine exhibit that tells the story of the 1869 Red Stockings, the Reds Timeline exhibit that includes hundreds of artifacts from the club's foundational seasons to the present day, the George and Kim Vincent Baseball Card Archive that displays over 5,000 Reds cards from the 19th century to the present day and a new Hall of Fame plaque room that allows visitors to learn about and experience the careers of Reds Hall of Famers like never before and the Williams Family Champions Gallery that serves as the permanent home of the Reds World Series trophies. New in 2020 will be an exhibit that celebrates the 100th anniversary of the Negro Leagues. This exhibit is presented by Dinsmore and will be on display from February–April in the museum's first floor Changing Exhibits Gallery. Also in 2020, the Reds Hall of Fame welcomes its newest inductee as Marty Brennaman becomes the 90th member of the Hall of Fame. Brennaman's remarkable career will be celebrated during Reds Hall of Fame Induction Weekend presented by PNC Bank on April 25 and 26. Festivities will be capped off with the Reds Hall of Fame Induction Gala presented by Clark Schaefer Hackett at the Duke Energy Center the evening of Sunday, April 26. Visit redsmuseum.org for more information.

Fans purchasing regularly priced museum tickets on weekends (Saturday–Sunday) from May–September receive one of five limited edition bobbleheads that comprise the Reds Hall of Fame's 2020 Bobblehead Series (while supplies last), with a new bobblehead debuting each month. The 2020 Series: May - Paul Derringer, June - Hal Morris, July - Glenn Braggs, August - Edd Roush, September - Tony Perez. Museum memberships are also available and offer a wide variety of benefits including unlimited visits to the Hall of Fame, Reds game tickets, select bobbleheads (including the 2020 member exclusive Marty Brennaman bobblehead), a pass to Redsfest, and guest passes to the Hall of Fame. The museum is open seven days a week during the season from 10 a.m.–5 p.m. each day and has extended hours on game days. When the Reds play a night game, the museum is open from 10 a.m.–8 p.m. When the Reds play a day game, the museum is open from 10 until two hours after the end of the game. During the offseason, the Hall of Fame is open 10 a.m.–5 p.m. Tuesday–Sunday and is closed on Mondays.

The Cincinnati Reds Hall of Fame and Museum is a nonprofit 501(c)(3) organization and is open year-round. For more information about the Reds Hall of Fame, daily admissions, or memberships, go to redsmuseum.org or call the Hall of Fame at (513) 765-7923.

REDS HALL OF FAME AND MUSEUM BATTING CAGES PRESENTED BY BEACON ORTHOPEDICS AND SPORTS MEDICINE

Step up and take a swing in the Hall of Fame batting cages and show off your batting skills to your friends and family. For a small donation to the Hall of Fame, you can choose from one of the two cages that throw at different speeds. It's fun for all skill levels. Cages open with ballpark gates each home game and remain open until the end of the game.

REDS ROVER

The Reds Rover is great for local festivals, charity fundraisers, parades and many other community events. The Rover will come equipped with enter-to-win contests, Reds cornhole, and small giveaway items for your event. The Reds Rover is available for booking from April–September. For more information, please contact the Reds Rover Coordinator at (513) 765-7230 or at rover@reds.com.

REDSFEST

FOX Sports Ohio Redsfest presented by PNC is the official annual winter warm-up of the Cincinnati Reds. Traditionally held in early December at the Duke Energy Convention Center, this event features games and activities for kids of all ages, including interaction with past, current and future stars of the Cincinnati Reds. For information on upcoming or previous Redsfests, be sure to visit reds.com/redsfest.

RE-ENTRY POLICY

Limited re-entry is permitted at Great American Ball Park.

Guests can use the re-entry system by reporting to the designated gates at the Gapper's Alley, to have their ticket marked. Guests are subject to metal detection screening upon re-entry and there will be no carry in items permitted through the re-entry gate. If a Guest uses any other gate, other than the designated gate for re-entry to exit they will not be able to partake in the re-entry service.

RESTROOMS (PUBLIC)

Public Restrooms are conveniently located throughout Great American Ball Park. All restrooms at Great American Ball Park have diaper-changing stations available and are accessible to Guests with disabilities. The top of the next page contains a list of sections where public restrooms are located throughout the ballpark:

Terrace Level

Men's	104, 109, 114, 116, 126, 136, 142
Women's	101, 106, 108, 115, 117, 128, 134, 141
Family	101, 109, 120, 127, 136

View Level

Men's	404, 412, 417, 419, 425, 429, 435
Women's	403, 410, 415, 417, 423, 427, 433
Family	413, 437

RETAIL ROW

With Retail Row, Guests can get what they need from a number of popular ballpark spots in one convenient location. Stretching from the front gates behind home plate down to Gapper's Alley along the third-base line, Retail Row features Fan Club Corner, the Game-Used Authentics Store, Season Ticket Member Central, the Split the Pot Booth, and the Home Plate Shop.

RETIRED JERSEYS

On the façade located under the Press Club and Broadcast Booths in Great American Ball Park are all the retired Reds numbers. The nine Reds who have had their numbers retired are #1 Fred Hutchinson, #5 Johnny Bench, #8 Joe Morgan, #10 Sparky Anderson, #11 Barry Larkin, #13 David Concepcion, #14 Pete Rose, #18 Ted Kluszewski, #20 Frank Robinson and #24 Tony Perez. All Major League Baseball teams have retired #42 to honor Jackie Robinson's contributions to the game of baseball.

Also on the façade are the retired microphones of Waite Hoyt, Joe Nuxhall and Marty Brennaman. Retired in 2007, these microphones symbolize three of the great radio broadcasters that have called Reds games throughout the years.

SCOREBOARD MEMORIES

Were you caught on camera? Fans that participate in selected pregame and in-game promotions at Great American Ball Park are able to purchase the footage shown on the video boards for just \$27. Once available, a downloadable link will be sent via email for you to share your special moment with family and friends. Please visit reds.com/memories to order or call the Promotional Events department at (513) 765-7100 for more information. Not all video board footage is recorded, so please be sure to ask a Promotional Events representative if your special moment will be available.

SCOREBOARD MESSAGES

For \$35, you can deliver a special message to commemorate a birthday, anniversary, marriage proposal or other special moments at Great American Ball Park. Message length is limited to 50 characters and the ordering deadline is two business days before the game date. To order a scoreboard message, visit www.reds.com/messages or call the Promotional Events Department at (513) 765-7100.

Scoreboard messages are complimentary to groups purchasing 15 or more tickets to a Reds game. Please call the group sales team at (513) 765-7600 with any questions.

SCOUT & SCOUT BOX SEATS

Enjoy Reds baseball from a prime spot behind home plate in the Scout Box or Scout Seats. Guests will enjoy exceptional views from the same area Major League scouts use with exclusive access to the Scouts Club presented by Belterra Park featuring a 'grab and go' style market, upgraded concession items, and private restrooms. For more information about these seats please contact Reds Premium at (513) 765-7210 or reds.com/premium.

SEASON TICKETS

The Reds offer a variety of Season Ticket Memberships, including full-season, weekday, weekend and mini-plans. For more information on season tickets, please contact us at Membership@reds.com or (513) 765-7500.

SERVICE ANIMALS

In accordance with Federal ADA Guidelines, service dogs and miniature horses assisting guests with disabilities are permitted inside Great American Ball Park. Other service animals and comfort animals are not permitted in Great American Ball Park.

SEVERE WEATHER

The central focus of ballpark management is to provide a safe environment. Cincinnati is in an area of the county where severe weather can arise quickly and become a safety concern for Guests throughout the season. Therefore, weather is continuously monitored through local and regional sources. Additionally, Great American Ball Park is a recognized Storm Ready Facility through the National Weather Service.

This designation means the Reds have trained and prepared sheltering-in-place and evacuation plans which have been approved by the National Weather Service, Hamilton County, and Ohio Emergency Management Officials. In the event of severe weather, ballpark staff, the public address announcer, and the scoreboard will advise Guests as to what they can do to get out of harm's way. If that occurs, all Guests are asked to quickly adhere, in an orderly manner, to the instructions provided.

SMOKING POLICY

Great American Ball Park has been designated as a completely non-smoking facility under Ohio Law. Therefore, it is the obligation of ballpark staff to ensure that smoking, which includes the use of tobacco and vapor devices, does not occur inside Great American Ball Park. Violators may be subject to ejection and potential fines. There is a designated smoking area, outside of GATE B - Gapper's Alley behind Section 119, that is available for those that wish to smoke. Guests inside of the ballpark can use the re-entry gate at the Gapper's Alley gates to gain access to the smoking area. Guests are subject to metal detection screening upon re-entry and there will be no carry-in items permitted through the re-entry gate. If a guest uses any other gate, other than the 2 designated for re-entry, to exit they will not be able to partake in the re-entry service.

The smoking area may permanently or temporarily be closed and/or individuals refused at the sole discretion of ballpark management.

SPRING TRAINING

Goodyear Ballpark
1933 S. Ballpark Way
Goodyear, AZ 85338
Main: (623) 882-3120
Fax: (623) 882-3169
Ticket Office: (623) 882-3130
ballpark@goodyearaz.gov

SPECIAL EVENTS AND MEETING FACILITIES

Great American Ball Park offers more than just baseball! Book your next game day meeting, corporate event, gala, or wedding reception in our premium event spaces. For additional information on hosting your event with us, please contact our Special Events Department at events@reds.com or (513) 765-7237.

STROLLER

Great American Ball Park welcomes Guests that bring and utilize their own strollers. However, the use of strollers should not in any way inhibit general Guest movement, block any aisle, or be placed under your seats. If not in use, they must be stored. Please meet a Fan Accommodations representative for assistance with our stroller corrals. Strollers are not available to rent. Strollers may be subject to search prior to entry by Reds security staff.

TAXI CABS

The following taxicab companies can be contacted to arrange for pickup or drop-off in the Greater Cincinnati area:

Community Yellow Cab KY: (859) 261-4400
Ron's Cab Service: (513) 921-7667
Towne Taxi: (513) 761-7700
United Cab Co.: (513) 251-1155

Taxicabs generally perform their pickups on the north side of 2nd Street west of Joe Nuxhall Way on the west side of Great American Ball Park at the conclusion of the game.

TEXTING FOR SAFETY AND SECURITY

In the event that you have an issue while at Great American Ball Park and need to reach our Security Staff, you can text "REDS" and your issue to 69050. Security Staff will reply and staff will be dispatched to your area, if needed.

THEME PACKAGES

Theme packages include an exclusive item only available with purchase of theme ticket package. For more information, visit reds.com/themes.

TICKET INFORMATION

Advance Ticket Sales

Online: reds.com/tickets
Phone: In Greater Cincinnati, call Tickets.com at (513) 381-REDS (7337).
Outside Greater Cincinnati, call Tickets.com at (877) 647-REDS (7337).

In Person: Reds Main Ticket Office:
Crosley Terrace
Great American Ball Park
100 Joe Nuxhall Way

Accessible Seating

Visit Reds.com, call Tickets.com at (513) 381-REDS (7337), call (877) 647-REDS (7337), or contact the Reds Box Office at (513) 765-7400, option 3.

Child Admittance

Great American Ball Park offers complimentary admission to children 3 years of age and under. However, we do request that these children sit on their parents' or guardians' laps and not occupy additional seats. Promotional giveaway items are only available for ticketed guests. Tickets for children 4 years and older are priced the same as adult tickets.

Digital Tickets via MLB Ballpark App

For information and instructional videos regarding downloading, accessing and forwarding tickets through MLB Ballpark App please visit reds.com/ballparkapp.

Lost or Stolen Tickets

Please report any lost or stolen tickets immediately to the Reds Ticket Office at (513) 765-7400, option 3.

Payment Options

Accepted payment methods include cash, checks (accepted at least three weeks prior to ticketed event and in person with valid driver's license), VISA, MasterCard, American Express and Discover.

Rain Check Policies

In the event a regulation home game is not played, your rain check may be exchanged, subject to availability, at the main ticket office for a ticket of the same or lower price for any subsequent regular game during the current season. Dates for exchange are at the discretion of the Reds. Check reds.com/rainout for additional information and valid rain check dates. Any such exchange must be made at the box office. Difference in exchange value is non-refundable. A rain check of a complimentary (\$0.00) ticket is NOT a valid rain check.

Ticket Codes

- AFL = Affiliate Suite on the Press Level 3
- LWRBUD = Lower Budweiser Bullpen above Home Bullpen
- UPRBUD = Upper Budweiser Bullpen above Home Bullpen
- BUDBALC = Budweiser Balcony
- STE 8 = Triple Play Party Suite Presented by Bud Light Seltzer on Level 3 down the 3rd Baseline.
- STE 13 = Triple Play Party Suite Presented by Bud Light Seltzer on Level 3 down the 3rd Baseline.
- STE 24 = Triple Play Party Suite Presented by Bud Light Seltzer on Level 3 down the 3rd Baseline.
- PDECKA = Tire Discounters Party Deck A on Level 2 down the 1st Baseline
- PDECKB = Tire Discounters Party Deck B on Level 2 down the 1st Baseline
- STE117 Hard Rock Casino Super Suite on Level 1 at end of World Series Suites
- STE202 = Club Cambria Super Suite on Level 2 behind Home Plate.
- FRNTGT = Frontgate Outdoor Luxury Suite on Press Level 3
- STE238 = Nor-Com Super Suite on Level 2 near the Machine Room
- STE237 = Left-Field Super Suite on Level 2 near the Machine Room
- AOPAT Angry Orchard Patio next to Bleachers
- RIVDEK = TriHealth Riverboat Deck entry next to Bleachers
- MCHRMP = Buffalo Wings and Rings Machine Room Patio on Level 2 down 3rd Baseline
- MCHRM = Buffalo Wings and Rings Machine Room on Level 2 down 3rd Baseline
- HANDLE = Handlebar Boxes and Rail on Level 3 down 1st Baseline.
- HANDGA = Handlebar GA Access on Level 3 down 1st Baseline.
- CFDECK = Laura's Lean Center Field Bullpen Decks on Level 1 above Reds Bullpen
- SkyBar = season ticket only on the View Level 4
- CFPVAV= former Tech Pavilion/batter's eye Smokestacks in Center Field.
Called TriHealth Centerfield Pavilion featuring Laura's Lean Bullpen Decks.

- Pilot House = season ticket only with entry via the Riverboat Deck entrance
- DSTRCT = The Fioptrics District on the View Level 4
- Luxury Suite = Suite Number on Level 2
- STE235 - Executive Super Suite
- PRSCLB - Boone County Bourbon Press Club
- PRESSGA - Boone County Bourbon Press Club GA

Party Barn have their specific section/row/seat on them, but say OLE SMOKY PARTY BARN below the "price" portion of the ticket.

Ticket Gift Certificates

May be purchased by calling the Reds at (513) 765-7400 (option 3), at the Main Ticket Office at Great American Ball Park, and online at reds.com.

Ticket Office Business Hours

Great American Ball Park
Crosley Terrace
100 Joe Nuxhall Way.

Gameday:

Monday-Sunday: 9 a.m. until the end of the seventh inning

Non-Gameday:

Monday-Friday: 9 a.m. to 5 p.m.; Saturday: 10 a.m. to 4 p.m. (Once single game tickets go on sale.)

North Ticket Office (North side of Great American Ball Park)

Gameday: Opens one and a half hours (1.5) before game time; closes at the end of the third inning

Non-Gameday: Closed

Will Call

Reds tickets purchased on Tickets.com and drop-offs may be picked-up at the "paid" will call windows located at the Main Ticket Office at Crosley Terrace. These will call windows open one and a half hours prior to scheduled game time. Photo ID is required to pick-up all tickets at will call.

TIRE DISCOUNTERS PARTY DECKS A & B

Groups can enjoy the game from a covered deck down the first-base line in right field, or they can take a seat in the Tire Discounters Party Deck's padded ballpark seating for up-close views of the game. The deck area and the adjacent 102 seats accommodate parties of up to 140, or the Tire Discounters Party Deck can be divided for two smaller groups of 60–70. The package includes a game ticket, catered buffet and two beers per person.

TOURS OF GREAT AMERICAN BALL PARK PRESENTED BY OHIO'S 529 PLAN AND REDS HALL OF FAME AND MUSEUM BATTING PRACTICE VIEWING

The Cincinnati Reds Hall of Fame and Museum presented by Dinsmore invites you to take the Great American Ball Park Tour that offers visitors access to many "behind the scenes" areas. Highlights include stops in the press box, the Lexus Diamond Club, the Reds' dugout, and the opportunity to walk on the track behind home plate (please note that some locations may not be open for every tour). During the course of the tour, a Reds Hall of Fame Museum Ambassador provides a host of interesting facts about the ballpark and the history of the Reds. Tours are available daily beginning in mid-April throughout the season, and on Saturdays in the offseason. Tour times vary depending on if the Reds are home or away. Tour tickets are \$22 for adults, \$17 for seniors and students (age 13-College w/ID), and \$10 for Children 5-12 as well as all active and veteran military service personnel (Kids under 5 are FREE). Visit redsmuseum.org or call (513) 765-7923 for tour times and availability.

For those looking for the ultimate game day experience, the Reds Hall of Fame and Museum also offers the "PREMIER BALLPARK EXPERIENCE." Groups of 2–10 persons can experience the following: a private, guided tour of Great American Ball Park which includes EXCLUSIVE stops in the Reds Bullpen and Scoreboard Operations Room; a private Hall of Fame Tour; early access to watch Reds Batting Practice from the Right Field Sun/Moon Deck; and Field Box tickets to the game! Cost is \$150 per person, with discounts available for those with game tickets and/or for Hall of Fame members! Call (513) 765-7923 for more information!

Fans also have the opportunity to watch the Reds take batting practice from the right-field Sun/Moon Deck stands prior to Reds home night games (7:10, 6:40, and 4:10 games) through the Reds Hall of Fame and Museum Batting Practice Experience. The Batting Practice Experience departs from the lobby of the museum promptly 2 hours and 40 minutes prior to game time.

You must have a separate ticket to that evening's game to purchase Batting Practice Experience tickets. Batting Practice Experience tickets are \$22 for adults, \$17 for seniors and students (age 13–College w/ID), and \$10 for Children 5–12 as well as all active and veteran military service personnel (Kids under 5 are FREE). Admission to the Reds Hall of Fame and Museum is included with every ballpark tour and batting practice viewing ticket. Discounts are available for groups of 15 or more with an advance reservation.

It is **STRONGLY** recommended that you pre-purchase your tickets, as space is limited and sellouts are common! To schedule your ballpark tour, batting practice viewing, or group, visit redsmuseum.org or contact the Hall of Fame Box Office at (513) 765-7923.

TRIHEALTH CENTER-FIELD PAVILION FEATURING LAURA'S LEAN BULLPEN DECKS

The TriHealth Center-Field Pavilion is a glass-enclosed, climate-controlled area, featuring a non-reflective glass shield that doubles as the batter's eye. Connected to the Center-Field Pavilion are the Laura's Lean Bullpen Decks, an open-air tiered area directly above the visitors' bullpen. This flexible indoor and outdoor combined space is perfect for groups of 50–115 people and comes with unlimited ballpark buffet, two beers per person, private restrooms, and a great view from center field. Plus, view Reds Batting Practice as it happens from the outfield warning track prior to the game! This is an exclusive benefit to groups reserving the Center-Field Pavilion for their outing. BP times are subject to change & cancellation. Only available for evening games.

TRIHEALTH FAMILY ZONE

NEW IN 2020: The TriHealth Family Zone occupies the old Redlegs Landing and concourse space behind the adjacent sections in the right field corner of the View Level. The Family Zone features the ballpark's second nursing station, playground, batting cages, spectacular river views and more.

Sensory Room

As part of the TriHealth Family Zone, fans will have access to a sensory room, a therapeutic space with a variety of equipment that provides individuals with special needs a safe location with personalized sensory input.

TRIHEALTH RIVERBOAT DECK

The TriHealth Riverboat Deck is located beyond center field and with its panoramic views of the entire ballpark and the Ohio River, provides groups another fantastic hospitality option for Reds games. Multiple groups of 20–150 can eat, drink and socialize from this unique center field perch all season long. The package includes your game ticket, catered buffet and two beers per person.

TRIPLE PLAY PARTY SUITES PRESENTED BY BUD LIGHT SELZER

A trio of climate-controlled suites available for groups to purchase at Great American Ball Park has been dubbed the Triple Play Party Suites presented by Bud Light Selzer. All suites offer outdoor, padded, stadium-style seats, indoor seating, TVs, private restrooms and exclusive catering staff. Suite #13 (a dedication to Dave Concepcion) can accommodate up to 35 people (25-person minimum). Suites #8 (Joe Morgan) and #24 (Tony Perez) can accommodate up to 32 people (25-person minimum). Larger groups may combine two or all three of the Triple Play Party Suites. Included with the game ticket is a catered buffet and two beers per person.

The sale and consumption of all alcoholic beverages is subject to Ohio law. The Reds reserve the right to limit consumption and/or sale of alcoholic beverages at events.

UMBRELLA POLICY

Umbrellas are permitted in the ballpark. For the safety and consideration of your fellow Guests, please do not open your umbrella in crowded areas. Please do not obstruct the view of your fellow Guests. Those obstructing the view of a fellow Guest will be asked to lower their umbrella.

WALT'S HITCHING POST OUTDOOR BAR

The First Star Fan Zone features Walt's Hitching Post Outdoor Bar, a bar located behind the Fan Zone Field. The bar will include several beverage options and TVs so parents can grab a drink and keep an eye on the game as their kids play. The Walt's Hitching Post Outdoor Bar also includes river views for Guests to enjoy.

WATER FOUNTAINS

Water fountains are available throughout Great American Ball Park for public use. Water fountains can be found near the below sections:

Terrace Level:

- Section 104/105
- Section 110/111
- Section 120/121

- Section 127/128
- Section 135/136
- Section 141/142
- Section 144/145

View Level:

- Section 411
- Section 415
- Section 419
- Section 427
- Section 428
- Section 433
- Section 435
- Section 437

WHEELCHAIRS

Guests in need of a wheelchair transport can make their request to the nearest Cincinnati Reds Event Staff Employee, either of the two TriHealth Fan Accommodation Stations located at Sections 119 and 420 near Gapper's Alley, or at any of the First Aid Stations located near Sections 109, 127 or 409. Our Game Day Team member will escort you to your seat and can pick you up when you are ready to leave. Wheelchairs are not available for personal use during the event.

WI-FI PRESENTED BY CINCINNATI BELL

Wi-Fi is available to the public at no charge. The GABP Wi-Fi network is named "redswifi" and does not need a password.

WILL CALL

See "Ticket Information."

WORLD CHAMPIONSHIP BANNERS

As another way of honoring the team's rich history, banners depicting the Reds' five World Series championship years (1919, 1940, 1975, 1976 and 1990) were installed prior to the 2005 season. These are located on the facade in left field underneath the Machine Room.