

2020 INFORMATION & RECORD BOOK





C™

2019 ROBERTO CLEMENTE AWARD WINNER
— CARLOS CARRASCO —

INDIANS.COM™

Indians®

2020 SEASON SCHEDULE

MARCH/APRIL

SUN	MON	TUE	WED	THU	FRI	SAT
				26 1:00 DET	27	28 1:00 DET
29 1:00 DET	30 6:00 CWS	31 4:00 CWS	1 1:00 CWS	2 1:00 DET	3 1:00 DET	4 1:00 DET
5 1:00 DET	6 2:00 MIN	7 1:00 MIN	8 1:00 MIN	9 1:00 TB	10 7:00 TB	11 4:00 TB
12 1:00 TB	13	14 4:00 DET	15 6:00 DET	16 7:00 DET	17 7:00 BOS	18 4:00 BOS
19 1:00 BOS	20 1:00 BOS	21 1:00 GAK	22 1:00 GAK	23 1:00 GAK	24 7:00 NYY	25 1:00 NYY

JULY

SUN	MON	TUE	WED	THU	FRI	SAT	
			1 7:00 HOU	2 1:00 HOU	3 7:00 MIN	4 7:00 MIN	
5 1:00 MIN	6	7 7:00 CIN	8 7:00 CIN	9 7:00 KC	10 7:00 KC	11 4:00 KC	
12 1:00 KC	13	ALL-STAR BREAK IN LOS ANGELES, CA				17 7:00 TOR	18 1:00 TOR
19 1:00 TOR	20	21 7:00 DET	22 7:00 DET	23 1:00 DET	24 8:00 HOU	25 7:00 HOU	
26 2:00 HOU	27	28 7:00 KC	29 7:00 KC	30 7:00 CWS	31 7:00 CWS		

MAY

SUN	MON	TUE	WED	THU	FRI	SAT
					1 7:00 SF	2 4:00 SF
3 1:00 SF	4 1:00 TEX	5 6:00 TEX	6 4:00 TEX	7 1:00 TEX	8 7:00 DET	9 4:00 DET
10 1:00 DET	11 4:00 BAL	12 4:00 BAL	13 10:00 BAL	14	15 7:00 MIN	16 4:00 MIN
17 1:00 MIN	18	19 4:00 CIN	20 1:00 CIN	21	22 10:00 LAD	23 7:00 LAD
24 1:00 LAD	25 8:00 LAA	26 10:00 LAA	27 4:00 LAA	28	29 7:00 KC	30 4:00 KC

AUGUST

SUN	MON	TUE	WED	THU	FRI	SAT
						1 7:00 CWS
2 1:00 CWS	3 8:00 MIN	4 8:00 MIN	5 1:00 MIN	6	7 8:00 CWS	8 7:00 CWS
9 2:00 CWS	10	11 7:00 SD	12 1:00 SD	13	14 7:00 SEA	15 7:00 SEA
16 1:00 SEA	17 10:00 OAK	18 10:00 OAK	19 3:00 OAK	20 8:00 KC	21 8:00 KC	22 7:00 KC
23 1:00 KC	24 1:00 ARI	25 7:00 ARI	26 7:00 ARI	27 1:00 ARI	28 7:00 NYY	29 7:00 NYY

JUNE

SUN	MON	TUE	WED	THU	FRI	SAT
	1 7:00 BOS	2 7:00 BOS	3 1:00 BOS	4	5 8:00 KC	6 2:00 KC
7 2:00 KC	8	9 8:00 CWS	10 8:00 CWS	11 2:00 TEX	12 8:00 TEX	13 4:00 TEX
14 2:00 TEX	15 7:00 BAL	16 7:00 BAL	17 7:00 BAL	18 7:00 BAL	19 7:00 CWS	20 4:00 CWS
21 1:00 CWS	22	23 10:00 SD	24 3:00 SD	25	26 8:00 KC	27 2:00 KC
28 2:00 KC	29 7:00 HOU	30 7:00 HOU				

SEPTEMBER

SUN	MON	TUE	WED	THU	FRI	SAT
		1 8:00 MIN	2 8:00 MIN	3 1:00 MIN	4 8:00 COL	5 4:00 COL
6 3:00 COL	7	8 4:00 MIN	9 4:00 MIN	10 4:00 MIN	11 7:00 LAA	12 4:00 LAA
13 1:00 LAA	14 4:00 DET	15 4:00 DET	16 1:00 DET	17 10:00 SEA	18 10:00 SEA	19 8:00 SEA
20 4:00 SEA	21 8:00 CWS	22 8:00 CWS	23 2:00 CWS	24	25 7:00 TOR	26 4:00 TOR
27 3:00 TOR						

■ HOME ■ AWAY
 





All Game Dates and Times are Subject to Change. Schedule Tentative as of January 2020.

TABLE OF CONTENTS

2020 INDIANS

Francona, Terry.....	56-58
Birthdays.....	129
Coaches.....	59-69
Phonetic Pronunciations.....	102
Players.....	76-192
Roster Formation.....	74

AWARDS

BBWAA, Cleveland Awards.....	317
Boudreau and Feller Award Recipients.....	208
Cleveland Indians Hall of Fame.....	17, 19-24
Cy Young.....	314
Gold Glove.....	314
Manager of the Year.....	314
Most Valuable Player.....	314
National Baseball Hall of Fame.....	337
Rolands Reliever of the Year.....	314
Rookie of the Year.....	314
Silver Slugger.....	314
Sporting News Awards.....	315-316

BROADCASTING

Broadcasters Bios.....	52-53
Radio Network.....	52

MISCELLANEOUS

BBWAA, Cleveland Chapter.....	96
Media Game Day Information.....	89
Pre-Game Workout Schedule/Gate Info.....	89
Schedule.....	Inside back cover
Spring Training Information.....	On-Line

OPPONENTS

Opponents.....	On Line
----------------	---------

PERSONNEL

Antonetti, Chris.....	31
Athletic Training.....	70-71
Baseball Operations.....	38-49
Behind the Scenes.....	50-51
Club Directory.....	25-29
Club Executives.....	30-37
Dolan, Paul.....	30
Servicing the Media.....	79
Strength and Conditioning.....	72

PLAYER DEVELOPMENT/SCOUTING

Affiliates.....	192-193
Departmental Directories.....	194-195
Draft Selections.....	209
Goodyear Complex Staff.....	205
Managers/Coaches.....	212-225
Minor League Players.....	226-268
Player Development Staff.....	201-207
Prospect Rankings.....	211
Schedules, 2020.....	269-274
Scouts.....	191-200

POSTSEASON/ALL-STAR REVIEW

1920 Review.....	On Line
1948 Review.....	On Line
1954 Review.....	On Line
1995 Review.....	On Line
1996 Review.....	On Line
1997 Review.....	On Line
1998 Review.....	On Line
1999 Review.....	On Line
2001 Review.....	On Line
2007 Review.....	On Line
2013 Review.....	On Line
2016 Review.....	On Line
2017 Review.....	On Line
2018 Review.....	On Line
Clinch Dates.....	On Line

PROGRESSIVE FIELD

Dimensions.....	14
Facts, Additional.....	14
Firsts.....	14
Funding.....	14
Genesis.....	13
Ground Rules.....	14
Heritage Park and Indians Hall of Fame.....	18-24
Home Runs, Top Distances.....	13
Odds and Ends.....	15
Overview.....	12
Seating Capacity.....	13
Seating Diagram.....	Inside front cover

RECORDS/HISTORY

All-Star Game Review, In Cleveland.....	358
Indians in All-Star Games.....	359
All-Time Records vs. Opponents.....	309
All-Time Roster.....	290-299
Attendance, Year-by-Year.....	308

Batting

320 or Better.....	335
Hits, 200+ In a Season.....	336
Hit Streaks.....	335
Leaders, Year-by-Year.....	322-323
RBI, 100+ In a Season.....	336
RBI, 8 or More in One Game.....	326
RBI, Leaders by Position.....	332
Year-by-Year Team Batting.....	320-321

Batting Records

All-Time Career Leaders.....	318
All-Time Single Season Leaders.....	319
Club/Game, Inning, DH.....	324-328
Club/Season.....	324
Individual/Game, Inning.....	325
Individual/Lifetime.....	327
Individual/Season.....	327
League Leaders.....	329-330
Rookie.....	327
Brothers with Cleveland Indians.....	307
Cleveland Stadium.....	17
Coaches, All-Time.....	73
Cycle, Indians Who Hit for It.....	334
Fathers/Sons with Cleveland Indians.....	307

Fielding

Percentage, Top/Season.....	354
Year-by-Year.....	338-339

RECORDS/HISTORY CONTINUED

Fielding Records	
Club/Game.....	338
Club/Season.....	339
Individual/Game.....	339
Individual/Season.....	339-340
Finishes.....	300-301

General Managers, Past.....	38
Hall of Fame Members.....	17-24
Heritage Park.....	18
Historical Dates.....	2-7
Home/Road, Year-by-Year.....	356-357

Home Runs

3 in a Game.....	334
4 in a Game.....	333
4 Straight in One Inning.....	333
30 or More in a Season.....	333
American League Leaders.....	333
Club Records.....	332
First ML At-Bat.....	326
Home Field.....	334
Individual Records.....	332
Leaders by Position.....	333

Last Time It Happened.....	On-Line
League Park.....	17
Managers.....	305
Miscellaneous Records.....	357
Opening Day Line-Ups.....	309-313
Ownership Information.....	30

Pitching

Leaders, Year-by-Year.....	338-339
No-Hit Games Against Indians.....	346
No-Hit Games By Indians.....	346
Strikeouts.....	346
Twenty Game Winners, Indians.....	349

Pitching Records

All-Time Career Leaders.....	340
All-Time Single Season Leaders.....	341
Club/Game.....	344
Club/Season.....	345
Individual/Game, Inning.....	347
Individual/Lifetime.....	348
Individual/Season.....	348
League Leaders.....	342-343
Rookie Records.....	347
Retired Uniform Numbers.....	302-303
Sockalexis, Louis.....	8-9
Starts, Best and Worst.....	304
Streaks, Winning and Losing.....	306
Team Names.....	8-9
Tenure with Indians.....	307

SEASON IN REVIEW, 2019

Catching Breakdown.....	284
Day-by-Day.....	285-287
Disabled List.....	On Line

Indians Statistics

Batting.....	282
Pitching.....	283
Record by Day of Week, by Month.....	284
Runs by Inning.....	284
Standings.....	282
Team Highlights.....	278-281
Won-Lost Breakdown.....	288

The 2020 Cleveland Indians Information & Record Book was produced by the club's Baseball Information staff: Bart Swain, Court Berry-Tripp, Jesse Feldman and Greg Korn. Special thanks to Andrew Gruman and Alex Kryah for their work on the 2019 postseason guide. Additionally, a big thank you to Jeremy Feador and Carrie Nagy for content and layout for updated historical and Progressive Field sections. Statistical and transaction information courtesy of MLB Baseball Information System, the Elias Sports Bureau, STATS LLC & Baseball-Reference.com. Special thanks to Aaron Charlton/Jeff Chenow of STATS LLC, Jerod Schetz and John Krepp for research assistance. Unless otherwise specified, photos throughout book courtesy of Dan Mendick, Gregory Dredzdon or from Cleveland Indians archives. Information included herein was current as of Feb. 9, 2020. This is a copyrighted publication; all rights reserved. Any reproduction without written consent from the Cleveland Indians is prohibited.

A HISTORY OF THE CLEVELAND INDIANS

1865-1872

Cleveland Forest Citys become the first professional baseball team in Cleveland.

1879-1884

Cleveland Blues join the National League.

1889-1899

Cleveland Spiders join the National League.

MAY 1, 1891

The Cleveland Spiders defeat the Cincinnati Reds, 12-3, in the first game played at League Park, which remains Cleveland's home field until the end of the 1946 season.

1897

Cleveland Spiders sign Louis Sockalexis.



1901

Cleveland becomes a charter member of the American League, when Western League President Ban Johnson moves the Grand Rapids franchise to Cleveland in 1900.

1902

Cleveland experiences its first winning season — finishing 69-67.

1903

The team undergoes another name change, becoming the Naps in honor of Napoleon "Nap" Lajoie. Lajoie signed with Cleveland in 1902 after a legal ruling prevented him from playing in Pennsylvania. He also served as player-manager from 1905 to 1909.

SEPTEMBER 18, 1908

Bob Rhoades tosses the franchise's first no-hitter against the Red Sox.

OCTOBER 2, 1908

Addie Joss pitches baseball's fourth perfect game, besting Chicago White Sox hurler Ed Walsh. Joss secures the win while throwing just 74 pitches.

JULY 19, 1909

Playing shortstop for an injured Terry Turner, Neal Ball catches Amby McConnell's line drive, steps on second base and then tags Jake Stahl, executing the first unassisted triple play in MLB history.

APRIL 20, 1910

Addie Joss tosses his second no-hitter against the same team, blanking the White Sox, 1-0.

JULY 19, 1910

Cy Young earns 500th win when the Naps defeat Washington. When he retires in 1911, Young will have amassed 511 wins, still an MLB record.



Cy Young

SEPTEMBER 27, 1914

Nap Lajoie becomes the first player in a Cleveland uniform to reach 3,000 career hits when he smashes a double off of Yankees pitcher Marty McHale.

APRIL 1916

Tris Speaker becomes a Cleveland Indian. Nicknamed "The Grey Eagle" due to his premature grey hair, Speaker holds MLB and Cleveland's franchise record for most career doubles.

JUNE 26, 1916

The Indians become the first club to wear uniform numbers in Major League Baseball. The numbers were located on the players' left sleeve.

MAY 24, 1918

Stan Coveleski goes 19 innings, a franchise record, as the Tribe defeats the Yankees, 3-2.

SEPTEMBER 10, 1919

Ray Caldwell no-hits the New York Yankees as Steve O'Neill catches his third no-no.

OCTOBER 1920

The Tribe wins its first world championship, besting the Brooklyn Robins (Dodgers) 5 games to 2 in the 9-game series. Elmer Smith hit the first grand slam in World Series history, while pitcher Jim Bagby becomes the first pitcher to homer in a World Series game. Bill Wambgsangs records the only unassisted triple play ever turned in the postseason.

JULY 7, 1923

The Indians set a franchise record with 27 runs in a game against the Red Sox.

MAY 17, 1925

Player-manager Tris Speaker collects his 3,000th career hit. Speaker would go on to amass 3,516 hits in his career and is elected to the Baseball Hall of Fame in 1937.

1926

Tribe first baseman George Burns becomes the Indians first winner of the Most Valuable Player award.

SEPTEMBER 17, 1930

Earl Averill becomes the first member of the Tribe to hit three home runs in the same game.

APRIL 29, 1931

Wes Ferrell no-hits the St. Louis Browns and hits a home run in the game.

1932

Jack Graney begins play-by-play broadcasting of Indians games, becoming the first former Major League Baseball player to go on to be a radio broadcaster.

JULY 31, 1932

Nearly 80,000 fans attend the first game at Cleveland Municipal Stadium between the Cleveland Indians and Philadelphia Athletics. Mel Harder surrenders the only run and the Tribe drops the contest to Lefty Grove and the A's. Initially, Municipal Stadium splits time with League Park as home to the Indians, but takes over full duties in the 1947 season.

JULY 8, 1935

Cleveland hosts MLB's 3rd Mid-Summer Classic. Cleveland native and Tribe star Joe Vosmik gets the start in right field. The American League takes a quick 3-0 lead that it never relinquishes, taking the contest, 4-1.

JUNE 27, 1939

In the first home night game in Cleveland history, Bob Feller pitches a one-hitter and the Indians defeat the Tigers, 5-0.

APRIL 16, 1940

Bob Feller pitches the only Opening Day no-hitter in baseball history. Rollie Hemsley's fourth inning RBI triple is all the Tribe needs to defeat the Chicago White Sox at Comiskey Park, 1-0.

1940

Posting a season consisting of 27 wins, 2.61 ERA and 261 strikeouts, Bob Feller becomes the only pitcher in Indians history to win the Triple Crown.

DECEMBER 8, 1941

Upon hearing the news of Pearl Harbor, Indians ace Bob Feller enlists in the Navy, volunteering immediately for combat service. He becomes the first Major League Baseball player to do so. Feller achieves the rank of Chief Petty Officer and serves on the USS Alabama.

APRIL 30, 1946

Bob Feller throws his second no-hitter, defeating the Yankees, 1-0.

1946

Bob Feller sets the Indians franchise record for most strikeouts in a season (348).

JULY 5, 1947

Only a few months after Jackie Robinson makes his MLB debut, Cleveland's Larry Doby becomes the first African-American to play in the American League when he pinch-hits against the Chicago White Sox.

JULY 10, 1947

Don Black no-hits the Philadelphia Athletics, 3-0.

JUNE 30, 1948

Bob Lemon no-hits the Detroit Tigers, 2-0.

OCTOBER 4, 1948

In the first-ever one-game playoff in American League history, the Indians defeat the Boston Red Sox, 8-3, behind rookie Gene Bearden's complete game performance. Player-manager Lou Boudreau smashes two home runs and Larry Doby contributes with two doubles.

OCTOBER 9, 1948

In the pivotal Game 4 of the 1948 World Series, Larry Doby's home run makes the difference in a 2-1 Tribe victory. Steve Gromek goes the distance, shutting the Braves offense down to a single run.

OCTOBER 11, 1948

The Cleveland Indians capture their second World Series crown behind the pitching of Bob Lemon and Gene Bearden, defeating the Boston Braves 4-3 to take the series, 4-2.



Bill Veeck and Larry Doby

1948

Tribe Player-Manager Lou Boudreau is named the American League MVP.

JULY 1, 1951

Bob Feller pitches his third no-hitter, blanking the Detroit Tigers, 3-0.

1953

Third baseman Al Rosen becomes the Indians third MVP winner. Rosen narrowly misses becoming a Triple Crown winner when he falls .001 short of Mickey Vernon's A.L.-leading average.

JULY 13, 1954

Cleveland hosts the 21st MLB All-Star Game. Cleveland's second All-Star Game features Tribe infielder Al Rosen smashing two home runs and going 3-4 with five RBI in an 11-9 A.L. win.

OCTOBER 2, 1954

The 111-win Cleveland Indians ball club, led by 23 game winners Early Wynn and Bob Lemon, are swept by Willie Mays and the New York Giants in the 1954 World Series, 4-0.

1955

Left-handed pitcher Herb Score has a breakout rookie season, fanning 245 in 227.1 innings. Score is named to the All-Star team and is voted Rookie of the Year.

AUGUST 11, 1957

The Cleveland Indians retire Bob Feller's number 19 — the first retired number in franchise history.

JUNE 10, 1959

Rocky Colavito becomes the only member of the Cleveland Indians to hit four home runs in one game. The Rock's six RBI cap an 11-8 Indians victory over the Baltimore Orioles.



Bob Feller and Manager Steve O'Neill

JULY 3, 1963

The 34th All-Star Game was played at Cleveland Municipal Stadium. The National League defeats the American League, 5-3, and the Giants' Willie Mays was named MVP.

JULY 13, 1963

Early Wynn goes five innings in a 7-4 Cleveland victory over the Kansas City Athletics. Wynn becomes the only player to win his 300th game with the Tribe. Nine years later, Wynn was inducted into the Baseball Hall of Fame.

JUNE 10, 1966

Sonny Siebert no-hits the Washington Senators, 2-0.

JULY 9, 1970

Lou Boudreau's number 5 is retired by the Cleveland Indians. The Hall of Fame shortstop played in the Majors for 15 seasons, 13 with the Indians. The former player-manager is elected to the Baseball Hall of Fame in the same year with 77 percent of the vote.

1971

Chris Chambliss becomes the Indians' second Rookie of the Year.

1972

In his first season as a member of the Cleveland Indians, Gaylord Perry dominates, posting a 1.92 ERA, 29 complete games and pitching five shutouts. Perry becomes Cleveland's first-ever winner of the Cy Young Award.

JULY 19, 1974

Dick Bosman no-hits the eventual World Series Champions Oakland Athletics, 4-0. Bosman's own fielding error with two outs in the 4th allowed the only baserunner.

APRIL 8, 1975

On Opening Day, Frank Robinson debuts as player-manager becoming the first African-American manager in MLB history. In the bottom of the first, Robinson hammers a homer in his first at-bat.

JUNE 8, 1975

The Cleveland Indians retire Earl Averill's number 3. The former Tribe outfielder was voted into the Baseball Hall of Fame by the Veteran's Committee earlier in the year.

MAY 30, 1977

On May 30, Dennis Eckersley hurls the Indians' 10th no-hitter, a 1-0 win over the California Angels. A first-inning walk is Eck's only blemish on the day, while a first-inning run is the only offense of the game by the Tribe.

1980

Indians rookie outfielder Joe Charboneau wins the American League Rookie of the Year Award, receiving 73 percent of the vote.

MAY 15, 1981

Lenny Barker retires 27 consecutive batters on May 15, 1981 to become the first Cleveland player to hurl a perfect game since Addie Joss in 1908.

AUGUST 9, 1981

Indians host their fourth All-Star Game, and boast the top-three All-Star Game crowds in Major League history.

MAY 2, 1984

Andre Thornton ties an American League record for walks in a game with six.

SEPTEMBER 16, 1987

Joe Carter becomes Cleveland's first 30/30 player when he swipes his 30th bag against the Seattle Mariners.

JULY 28, 1990

The Cleveland Indians retire longtime coach and former player Mel Harder's number 18.

1990

Acquired from the Padres in the Joe Carter trade, all-Star catcher Sandy Alomar Jr. wins Rookie of the Year and a Gold Glove.



Dick Jacobs

JUNE 25, 1992

Charles Nagy, Mel Harder and Sandy Alomar Jr. participate in a "First Pitch" at what becomes Jacobs Field.

APRIL 8, 1993

Carlos Baerga hits two home runs in the same inning – one as a righty and one as a lefty.

OCTOBER 3, 1993

The Tribe plays the final baseball game at Cleveland Municipal Stadium, a 4-0 loss to the White Sox.

APRIL 4, 1994

Jacobs Field opens in front of a sellout crowd of 41,459 fans. In a dramatic come-from-behind victory, the Indians top the Mariners 4-3 in 11 innings.

MAY 13-JUNE 19, 1994

Indians win a franchise record 18 straight home games.

JULY 3, 1994

Larry Doby's number 14 is retired by the Cleveland Indians.

DECEMBER 8, 1994

Indians awarded 68th All-Star Game in 1997.

MAY 7, 1995

Longest game by time (6:36) and innings (17.0) in franchise and ballpark history with a 10-9 win over the Minnesota Twins.

JUNE 12, 1995

Indians' Major League-record of 455 consecutive sellouts begins with a crowd of 41,845 vs. Baltimore.

JULY 16, 1995

Manny Ramirez hits a game-winning homer in the 12th inning off Oakland's Dennis Eckersley.

SEPTEMBER 8, 1995

The Cleveland Indians become the first team to clinch a Central Division title, beating the Baltimore Orioles, 3-2.

OCTOBER 1, 1995

Indians finish season with an MLB record 30.0 game division lead. Previous record was 27.5 games by the 1902 Pirates.

OCTOBER 3, 1995

Tony Pena's game-winning homer in the 13th inning in Game 1 of the Division Series against Boston gives the Tribe its first postseason win since October 11, 1948.

OCTOBER 24, 1995

Indians win first World Series game since 1948 over Atlanta, 7-6.

OCTOBER 26, 1995

Jim Thome's 436-foot bomb off Atlanta reliever Brad Clontz in Game 5 of the 1995 WS helps the Tribe defeat the Braves.

1995

In a shortened season, the Indians post a record of 100-44. Albert Belle records 50 home runs and Eddie Murray hits his 3,000th career hit. Ending 40 years of frustration, the Indians top the Red Sox in the first ever ALDS and beat the Mariners for the A.L. Pennant. The magical season ends in the World Series against the Atlanta Braves.

APRIL 7, 1996

Kenny Lofton becomes the franchise's all-time leader in stolen bases vs. Toronto.

SEPTEMBER 17, 1996

Indians capture their second Central Division title, defeating the White Sox 9-4 in Chicago.

APRIL 30, 1997

Mark McGwire hits the second-longest homer in ballpark history, a 485 ft bomb off Orel Hershiser off the Budweiser sign on the left field scoreboard.



Kenny Lofton and Mike Hargrove

JULY 8, 1997

Sandy Alomar, Jr. becomes the first player to hit a home run in his hometown All-Star Game since Hank Aaron in 1972. His two-run home run in the bottom of the 7th put the A.L. up 3-1, and Alomar is named the game's MVP.

SEPTEMBER 9, 1997

The Indians set the Major League record for consecutive sellouts by selling out their 204th game. The Colorado Rockies sold out 203 straight before a non-sellout on September 6, 1997.

SEPTEMBER 23, 1997

The Indians win their third consecutive Central Division crown. The Tribe defeats the Yankees in the ALDS and then the Orioles in the ALCS to reach its second World Series in three years. The season ends in heartbreaking fashion – in Game 7 of the World Series against the Marlins.

OCTOBER 5, 1997

Sandy Alomar's 8th-inning home run off Yankees reliever Mariano Rivera in Game 4 of the Division Series saves the Tribe from elimination. The Indians go on to win the series in five games.

OCTOBER 11, 1997

In the 12th inning, Omar Vizquel misses a suicide squeeze bunt, but Marquis Grissom is called safe at home, scoring the winning run of ALCS Game 3.

APRIL 15, 1998

David Bell hits the first inside-the-park homer in the history of the ballpark off Seattle's Randy Johnson.

JUNE 20, 1998

Indians retire Bob Lemon's number 21.

SEPTEMBER 15-19, 1998

Manny Ramirez hits three homers in one game vs. Toronto on September 15th. He tied several Major League records by hitting five home runs over two games (9/15-16), six over three games (9/15-17) and eight over five.

SEPTEMBER 16, 1998

Indians clinch the Central for the fourth straight season, defeating the Minnesota Twins, 8-6.

MAY 7, 1999

Indians overcome Tampa Bay leads of 9-1 and 10-2 with 18 runs over 6th, 7th, and 8th innings (sent 33 men to the plate over last 3.0 innings, crushing 5 HR and 21 hits) to defeat the Devil Rays 20-11. The 31 runs were the most combined runs scored in Progressive Field history.

JULY 3, 1999

Jim Thome hits longest homer in ballpark history, a 511 foot bomb off Don Wengert, in the 2nd inning to center field hitting the fence bordering Eagle Ave.

SEPTEMBER 8, 1999

The Indians win the Central Division for the fifth consecutive season.

OCTOBER 1, 1999

Manny Ramirez records his 165th RBI to set the Tribe franchise record, surpassing the record of 162 held by Hal Trosky in 1936.

SEPTEMBER 25, 2000

Indians host first three-team doubleheader since the St. Louis Cardinals hosted the New York Giants and Boston Braves on September 13, 1951. Indians defeated Chicago 9-2 in the afternoon game and lost to Minnesota 4-3 in game two at night.

OCTOBER 1, 2000

Indians collect 90th win in last game of the season by defeating David Wells and Toronto, 11-4. Manny Ramirez hit a homer in his last at-bat as an Indian. Sandy Alomar, in his last game as an Indian, collects his 91st homer with Cleveland, passing Jim Hegan for the most homers by an Indians catcher in franchise history.

APRIL 4, 2001

Jacobs Field sell-out streak ends at 455 games.

JULY 21, 2001

Indians celebrate 100th Anniversary in a pregame ceremony with 40 members of the "Top-100 Greatest Indians Roster."

AUGUST 5, 2001

Down 14-2 against the Seattle Mariners, the Tribe scores 12 in the last three innings to tie the game and go on to win 15-14 on a Jolbert Cabrera broken bat single.

SEPTEMBER 30, 2001

After missing the playoffs in 2000, the Indians clinched the Central Division with a 9-1 victory over Minnesota.

2001


Omar Vizquel wins his ninth consecutive Gold Glove (8th with the Indians).

JULY 14, 2002

Tribe erase 7-4 New York Yankee lead on July 14, 2002 with six runs in the ninth inning off Mariano Rivera, the last four coming on Bill Selby's first career grand slam to end the game.

SEPTEMBER 28, 2002

Jim Thome hits his franchise record 52nd home run of the season.



Sandy Alomar, Jr.

JULY 8, 2003

Billy Traber becomes the first Indians rookie pitcher since Herb Score (7/30/55 at Baltimore) to toss a complete game, one-hit shutout vs. New York.

AUGUST 14, 2003

Travis Hafner hits for the cycle against the Minnesota Twins.

SEPTEMBER 20, 2003

Josh Bard's home run vs. Boston was the 1,000th by an Indian in Progressive Field history.

JULY 28, 2006

LHP Jeremy Sowers tosses second straight shutout vs. Seattle, becoming first Indians rookie since Dick Tidrow in 1972 to throw consecutive shutouts.

AUGUST 13, 2006

DH Travis Hafner ties MLB single-season record by hitting his sixth grand slam of the season vs. Kansas City off Luke Hudson

SEPTEMBER 25, 2006

Casey Blake hits the club's 14th grand slam of the season to tie the MLB single-season record for grand slams, a mark now shared with the 2000 Oakland A's.

SEPTEMBER 23, 2007

Indians clinch their first A.L. Central Division title since 2001 with a 6-2 victory over Oakland with a stellar pitching performance from Jake Westbrook. Indians go on to play five home (11 total) postseason games versus the New York Yankees and Boston Red Sox.

OCTOBER 5, 2007

The Tribe defeat the Yankees in Game 2 of the ALDS. The club rallies in the 8th when midges swarm Joba Chamberlain, leading to a run-scoring wild pitch.



CC Sabathia & Cliff Lee

JANUARY 11, 2008

Progressive Insurance purchases the naming rights of the ballpark for 16 years (then known as Jacobs Field).

MAY 12, 2008

Indians second baseman Asdrubal Cabrera turns the 14th unassisted triple play in Major League history, accomplishing the feat in the second game of a double header against Toronto.

AUGUST 25, 2008

Grady Sizemore becomes just the 10th player in AL history to record 30 homers and 30 steals in the same season.

AUGUST 27, 2011

In his second game back with the Tribe, DH Jim Thome celebrates his 41st birthday by hitting a solo homer, his first HR as an Indian since 9/28/02, which was also vs. KC. It is his 602nd career HR, including his club-record 335th as an Indian.

SEPT. 24, 2013

After a pair of solo shots by the White Sox in the top half of the frame, PH Jason Giambi hit a two-out, two-run walk off HR in the ninth to give Cleveland a thrilling 5-4 win over Chicago.

OCTOBER 2, 2013

The Indians fall to Tampa Bay in the Wild Card Game.

2013

Terry Francona wins A.L. Manager of the Year in his first year at the helm of the Tribe. Tito leads a turnaround of the club from 65 wins in 2012 to 90 wins in 2013.

JUNE 9, 2014

Lonnie Chisenhall records nine RBI, tying Chris James' franchise record for RBI in a nine-inning game.

2014

Corey Kluber wins his first Cy Young Award.



Francisco Lindor reacts to game-tying, 9th inning during Game 22 of record winning streak

MAY 13, 2015

Corey Kluber ties Bob Feller's strikeout record in a 9-inning game when he records 18 K's against St. Louis.

JULY 2, 2016

Rajai Davis hits for the reverse cycle: HR, 3b, 2b, 1b.

JULY 30, 2016

Jason Kipnis hits 2,000th Progressive Field home run (Indians only) vs. the Oakland Athletics.

AUGUST 19, 2016

Tyler Naquin's walk-off inside-the-park home run on August 19, 2016 vs. Toronto gives the Indians a 3-2 win.

OCTOBER 6, 2016

The Tribe deliver three home runs in four batters off Rick Porcello to take the lead in Game 1 of the ALDS.

NOVEMBER 2, 2016

Rajai Davis' 2-run home run in Game 7 of the 2016 World Series against Chicago's Aroldis Chapman erases a 6-4 lead tying the game at 6.

2016

The Cleveland Indians clinch their eighth Central Division title. The Tribe defeats the Red Sox and Blue Jays in the American League playoffs, but falls to the Chicago Cubs in the World Series. Terry Francona wins his second AL Manager of the Year Award.

SEPTEMBER 14, 2017

A Francisco Lindor walk-off double extends the Indians' American League-record 22-game win streak. The streak surpasses the 2002 Oakland A's 20-game win streak and is second only to the 1916 New York Giants 26-game streak.

SEPTEMBER 16, 2017:

The Indians capture their second consecutive Central Division title and ninth overall.

2017

Corey Kluber becomes the Cleveland Indians' first two-time Cy Young Award winner. Kluber receives 28 of 30 first place votes to secure the award.

AUGUST 18, 2018

Cleveland Indians retire Jim Thome's number 25. Earlier in the summer, Jim was inducted into the Baseball Hall of Fame, becoming only the second Indians player to be selected on his first ballot (Bob Feller).

SEPTEMBER 9, 2018

Jose Ramirez becomes the third Indians player to reach the 30/30 plateau.

SEPTEMBER 15, 2018

The Indians clinch their ninth Central Division title. It is the Tribe's third straight division title and fourth playoff appearance under Terry Francona.

JULY 9, 2019

Cleveland hosts record sixth MLB All-Star Game, providing an estimated \$65-million in direct business impact over three magical days. The AL held on for a 4-3 win as Shane Bieber took home MVP honors.

SEPTEMBER 28, 2019

Cleveland breaks single-season club record for home runs in a season with its 222 home run (ended year at 223). Previous record was 221 homers in 2000.

History of Cleveland Names

1865 FOREST CITIES

Cleveland was known as the Forest City.

1889 SPIDERS

The 1889 Cleveland club was comprised of so many tall and skinny players, the management decided to accent their features, and changed the name of the club to Spiders.

1900 BLUES

Referring to the bright blue uniforms worn by the team.

1902 BRONCHOS

The 1902 Cleveland players didn't like the name Bluebirds. They voted and chose the more forceful nickname Bronchos.

1903 NAPS

The team discarded the blue uniforms and a local daily newspaper sponsored a naming contest. "Naps" was selected in honor of Napoleon Lajoie.

1915 INDIANS

Upon Lajoie leaving Cleveland for Philadelphia following the 1914 season, team officials determined a new name was in order for the 1915 season.

According to The Plain Dealer of January 17, 1915, team owner Charles W. Somers invited the Cleveland baseball writers to help in the selection of a new club name. The writers solicited their readers for suggestions. Through this process the name "Cleveland Indians" was selected. "Indians" was one of the names used by

LOUIS FRANCIS SOCKALEXIS

Louis Francis Sockalexis (1871-1913) was a Penobscot Indian from Old Town, Maine and the first American Indian to play Major League Baseball and be clearly recognized as an Indian. His very presence during Cleveland's spring training of 1897 caused a sensation wherever Sockalexis went and first inspired the use of the nickname "Indians" for the Cleveland club by newspaper writers.



Indeed, Sockalexis' first season in a Cleveland uniform was a season comparable only to that of Jackie Robinson and Larry Doby as a landmark campaign featuring an athlete attempting to hurdle prejudice to succeed.

Sockalexis was considered one of the greatest collegiate baseball players of his day. He batted well over .400 in two seasons at Holy Cross College in Worcester, Mass. In addition to his slugging prowess, "Sock" was known for his legendary long, accurate throws from the outfield to cut down runners and his base-stealing skill (he once stole six bases in one game against Brown University). So spectacular were his feats on the diamond at the school that, in 1956, when the Holy Cross Athletic Hall of Fame was created, Sockalexis was the first athlete inducted.

Baseball Hall of Fame player-manager Hughie Jennings wrote of him: "At no time has a player crowded so many remarkable accomplishments into such a short period of time as Sockalexis. He should have been the greatest player of all times - greater than Cobb, Wagner, Lajoie, Hornsby or any of the other men who made history for the game."

Sockalexis broke the Native American color barrier in 1897 and paved the way for manager John McGraw (who played against Sockalexis as a Baltimore third baseman in 1897) of the New York Giants to add catcher John Meyers and outfielder/Olympic champion Jim Thorpe to his roster, while legendary manager Connie Mack (who praised Sockalexis in his autobiography) added future Hall of Fame pitcher Charlie Bender to his powerhouse Philadelphia A's teams of the early 20th Century. McGraw once wrote: "If Sock had stayed up for five years he could well have been better than Cobb, Wagner or Ruth."

In spite of the presence of three future Hall of Fame stars on the 1897 Cleveland Spiders club - Cy Young, Bobby Wallace and Jesse Burkett - it was Sockalexis everyone turned out to see play. And they were not disappointed. Against Hall of Fame pitcher Amos Rusie, possessor of the fastest and nastiest breaking pitch of his day, Sockalexis powered a long home run in his very first at bat in New York City at the Polo Grounds.

Louis Sockalexis was inducted into the Maine Sports Hall of Fame in 1985. He was also inducted, along with his second cousin, marathon runner Andrew Sockalexis (Boston Marathon second place finisher 1912 and 1913, fourth place finisher in the 1912 Olympic Marathon at Stockholm), into the American Indian Athletic Hall of Fame in April, 2000 in Tulsa, OK.

PLAYING RECORD

	G	BA	AB	R	H	2B	3B	HR	RBI	BB	SB
1897 CLE	66	.338	278	43	94	9	8	3	42	18	16
1898 CLE	21	.224	67	11	15	2	0	0	10	1	0
1899 CLE	7	.273	22	0	6	1	0	0	3	1	0
TOTALS	94	.313	367	54	115	12	8	3	55	20	16



Photo credit: Penobscot Nation

the National League club of Cleveland two decades earlier.


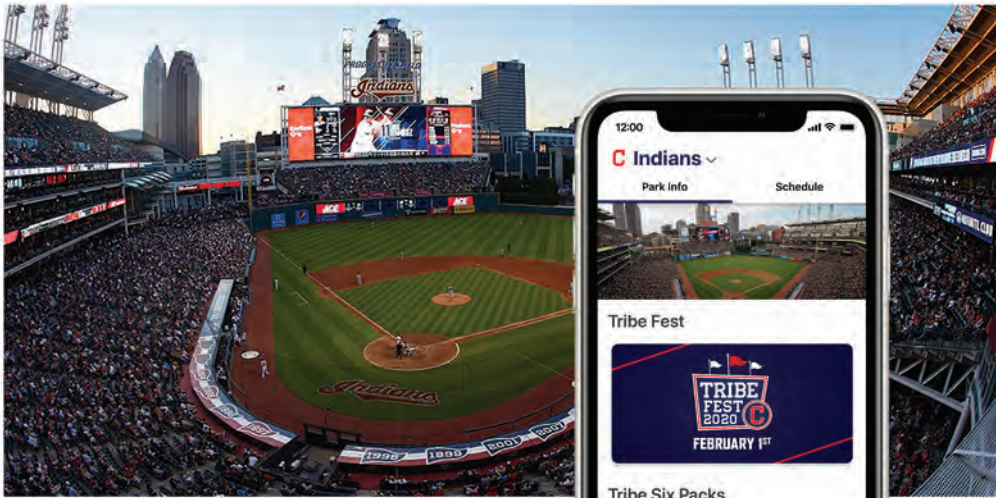
The old National League club began to be referred to as the "Indians" upon the arrival of Louis Francis Sockalexis, a Penobscot Indian from Old Town, Maine, who was a member of that club in 1897.

The following day on January 18, 1915, on page eight of *The Plain Dealer*, the choice of the name "Indians" was further amplified.

"Many years ago there was an Indian named Sockalexis who was the star of the Cleveland baseball club. As batter, fielder and baserunner he was a marvel. Sockalexis so far outshone his teammates that he naturally came to be regarded as the whole team. The 'fans' throughout the country began to call the Clevelanders the 'Indians.' It was an honorable name, and while it stuck the team made an excellent record.

It has now been decided to revive this name. The Clevelanders of 1915 will be the 'Indians.' There will be no real Indians on the roster, but the name will recall fine traditions. It is looking backward to a time when Cleveland had one of the most popular teams of the United States. It also serves to revive the memory of a single great player who has been gathered to his fathers in the happy hunting ground of Abenakis."


THE OFFICIAL APP OF PROGRESSIVE FIELD



- Check-in offers, rewards, and personalized history for ballparks visited.
- Team schedule, directions and parking information, stadium features and more.
- Interactive concourse maps and directory, including food and drinks menus.



Ballpark™





Cleveland Indians Hall of Fame.....	19-24
Dimensions of Progressive Field.....	14
Firsts.....	14
Funding for Progressive Field.....	14
Genesis of Progressive Field.....	13
Ground Rules.....	14
Heritage Park.....	18
Odds & Ends at Progressive Field.....	15
Other Homes of the Indians.....	17
Overview.....	12
Seating Diagram.....	16
Seating Capacity Breakdown.....	13
Top Home Run Distances at Progressive Field.....	13

PROGRESSIVE FIELD



Progressive Insurance purchased the naming rights to the ballpark on January 11, 2008.

Historians are certain to identify the year 1994 as a significant time in the history of the city of Cleveland. The Gateway Sports and Entertainment Complex, consisting of Progressive Field (formerly Jacobs Field), the current home of the Indians, and Rocket Mortgage FieldHouse, will be remembered as the crown jewel in the city's ever-changing urban landscape.

Gateway was made possible by its own 50/50 public/private partnership - through the support and cooperative efforts of the Cleveland business community, government, the Indians, our neighbors the Cavaliers, sports fans, and most importantly, the people of Cuyahoga County.

Progressive Field is an urban ballpark in the truest sense, both architecturally and aesthetically. Built within the physical boundaries of the three main streets in downtown Cleveland (Ontario to west, Carnegie to south, and East 9th Street to the east), Progressive Field offers a fan-friendly facility featuring an intimate environment. The exposed steel design, which matches that of the many bridges on the north coast, and the vertical light towers, which match the smoke stacks of Cleveland's industrial zone and the high-rise office buildings in Cleveland's downtown area, are just a couple of Progressive Field's architectural features that blend with Cleveland's cityscape.

Progressive Field initially opened its gates to fans on Saturday, April 2, 1994 for an exhibition game against the Pittsburgh Pirates, but the official opener occurred on Monday, April 4, 1994. The Indians came from behind in exciting fashion to defeat the Seattle Mariners 4-3 on an 11th-inning single by Wayne Kirby. The opener included all of the pageantry of Opening Day, highlighted by President Bill Clinton throwing out the first pitch.

Two Cleveland institutions - the Cleveland Indians and Progressive Insurance - joined forces on January 11, 2008 to help bring the excitement of championship baseball to fans everywhere. The ballpark that was tabbed as Jacobs Field in 1994 is now Progressive Field.

Progressive, a leading car, motorcycle and commercial auto insurer, partnered with the Indians on a 16-year deal for the naming rights to the ballpark and also became the Official Auto Insurer of the Cleveland Indians. Progressive's payments to the Indians over the 16-year term of the agreement were expected to average approximately \$3.6 million annually.

Now entering its 27th season with an array of privately-financed structural and technological ballpark enhancements, Progressive Field has played host to the World Series on three occasions (1995, 1997 & 2016), Postseason play 11 times (1995-1999, 2001, 2007, 2013, 2016-18 - 47 home games, over two million fans), and the 1997 and 2019 All-Star Games. It led Major League Baseball in attendance in 2000, sold out prior to Opening Day five seasons (1996-2000), set a Major League record for consecutive sellouts with 455 and has entertained over 58 million fans during the regular season.

A three-year series of renovations from 2015-17 significantly enhanced the fan experience at Progressive Field, as the Indians have worked to substantially upgrade technology (MLB's largest scoreboard, new audio system, enhanced Wi-Fi, LED light towers), re-imagine communal spaces (The Corner Bar, Kids Clubhouse, drink rail areas) and build a diverse menu of dining alternatives by inviting local restaurants, such as Melt, Barrio & Great Lakes Brewing Co., into the ballpark.

GENESIS OF PROGRESSIVE FIELD

- May 1984** Voters in Cuyahoga County defeat ballot issue to increase property tax for building a 100% publicly funded domed stadium in downtown Cleveland.
- Dec. 1985** First property acquisition occurs.
- June 1987** Demolition of site begins.
- May 1990** Cuyahoga County voters pass the tax on alcohol and cigarettes to finance the sports complex
- Dec. 1990** Gateway sells out of tax-exempt bonds in one day.
- June 1990** Gateway Economic Development Corporation is formed.
- July 3, 1991** Gateway Board of Trustees approve a 20-year baseball park lease with the Cleveland Indians.
- Jan. 12, 1992** Implosion of Cold Storage Building marks final, major building remaining on Gateway site.
- Jan. 13, 1992** Excavation begins.
- April 16, 1992** First concrete is poured.
- June 1992** Ceremonial First Pitch at Progressive Field with Mel Harder, Charles Nagy and Sandy Alomar.
- Aug. 24, 1992** First structural steel beams erected for ballpark.
- June 1993** Last piece of steel is raised on the ballpark. Seat installation begins.
- Sept. 1993** Sod laid in the ballpark.
- Oct. 1993** General seating installation completed in the ballpark.
- April 4, 1994** First game vs. Seattle Mariners.
- Jan. 11, 2008** Name changed from Jacobs Field to Progressive Field.



*The 42nd U.S. President, Bill Clinton
April 4, 1994*

Progressive Field

Designed by: Hellmuth, Obata & Kassabaum, Inc.

SEATING CAPACITY

Diamond Box Front Row	194
Diamond Box	872
Field Box	4,465
Lower Box	5,140
View Box	1,581
Lower Reserved	1,889
Lower Reserved Bullpen	89
Family Deck	999
Upper Box	6,644
Bleachers	2,752
Upper Reserved	4,771
Premium Seating	1,052
Club Level	1,909
Premium Club	124
Upper Outfield Terrace	1,067
Bar/LF SRO	1,282

TOTAL SEATS 34,830

+Suite/Premium Club SRO & General SRO's consists of 2,658

Top Home Run Distances



1. **511 ft** — Jim Thome, July 3, 1999 vs. Kansas City
2. **485 ft** — Mark McGwire, April 30, 1997 w/Oakland
3. **481 ft** — Manny Ramirez, July 26, 2007 w/Boston
4. **479 ft** — Jim Thome, July 17, 2000 vs. Houston
5. **478 ft** — Jim Thome, July 27, 1999 vs. Detroit
6. **477 ft** — Jim Thome, October 11, 1999 vs. Boston
7. **477 ft** — Travis Hafner, June 25, 2005 vs. Cincinnati

Ground Rules

- ◆ Batted ball hitting foul pole or attached screen: **FAIR BALL**.
- ◆ Thrown or fairly batted ball that goes behind or under field tarp or drum covers and remains: **2 BASES**. Ball rebounding into playing field: **IN PLAY**.
- ◆ Ball striking the roof or colored facing of dugout, camera pits, Dugout Suites, or the netting that is attached to the roof of these areas is out of play: **2 BASES**.
- ◆ Thrown ball that enters camera pits, dugouts, or Dugout Suites: **2 BASES**.
- ◆ Pitched ball that strikes the roof, facing, or netting attached to the roof, or enters camera pits, dugouts, or Dugout Suites: **1 BASE**.
- ◆ Ball passing through or under outfield fence: **2 BASES**.
- ◆ Fair batted ball that travels over the yellow line on top of the outfield wall (on the fly): **HOME RUN**.
- ◆ Thrown or pitched ball that strikes fence rails and/or wire mesh in front of dugouts or camera pits and returns to the field: **IN PLAY**.
- ◆ Thrown or fairly batted ball that goes over or between fence rails from the camera pits extending to foul pole: **2 BASES**.
- ◆ Fair batted ball bouncing over outfield wall: **2 BASES**.

PROGRESSIVE FIELD FIRSTS

FIRST GAME: April 4, 1994, vs. Seattle Mariners.

ATTENDANCE: 41,259.

FIRST PITCH: Cleveland starter DENNIS MARTINEZ to Seattle's 2B RICH AMARAL...called strike.

FIRST GAME TIME AND TEMPERATURE: 1:21 PM EDT, 48 degrees.

FIRST BATTER: Seattle 2B RICH AMARAL.

WINNING PITCHER: Cleveland's RHP ERIC PLUNK.

LOSING PITCHER: LHP KEVIN KING of the Mariners.

FIRST HIT: Mariners RF ERIC ANTHONY's home run in the 3rd inning off DENNIS MARTINEZ.

FIRST INDIANS HIT: CA SANDY ALOMAR's 8th inning single to RF.

FIRST INDIANS RUN: DH CANDY MALDONADO scored on RF MANNY RAMIREZ' 2-run 2B in the 8th inning.

FIRST HOME RUN: ERIC ANTHONY's solo HR in the 3rd inning.

FIRST INDIANS HR: EDDIE MURRAY's solo in 7th (4/7) off JOHN CUMMINGS.

FIRST GRAND SLAM: PAUL SORRENTO off Doug Linton on 5/9/95.

*** All firsts are from April 4, 1994 vs. the Seattle Mariners unless noted.*

Progressive Field Dimensions

Left Field: 325'

Left Center Field: 370'

Center Field: 405'

Right Center Field: 375'

Right Field Line: 325'

Left Field Wall (Ht): 19'

Height of Center Field and Right Field Fence: 9'

Right Field Corner (Ht): 13'

Additional Facts

ACREAGE:

Field—12 acres; Gateway Sports Entertainment Complex—28 acres;

HEIGHT:

Ballpark—Approximately 120 feet from the main concourse to top of sunscreen; Light Towers—The 19 vertical lights stand 200 feet above street level, 218 feet above the playing field.

FOOD AND BEVERAGE SUPPLIER:

Delaware North

Funding for Progressive Field

The Gateway Sports and Entertainment Complex was funded through the sale of Gateway Bonds, the Cuyahoga County 15-year luxury tax on alcohol and cigarette sales, private investments and pre-paid leasing on luxury seating.

COST: \$169 MILLION

PROGRESSIVE FIELD ODDS & ENDS

	2019	1994-2019 (All-Time)
RECORD:	49-32 (.605)	1,163-897 (.565)
COME-FROM-BEHIND-WINS:	26	588
WINS IN LAST AB:	12	291
WALK-OFF WINS:	7	209
HOME RUNS:	107	2,350 (2060 games)
ATTENDANCE:	1,738,642 (79 dates)	58,015,164 (2044 dates)
AVERAGE ATTENDANCE:	22,008	28,383
SELLOUTS:	3	608
LARGEST CROWD:	34,519 (4/1 vs. CWS)	43,399 (9/1/99 vs. ANA)
LARGEST PLAYOFF CROWD:	37,252 (ALDS G3 vs. HOU)	45,274 (10/4/97 vs. NYY, ALDS G3)
SMALLEST CROWD:	10,375 (4/4 vs. TOR)	8,726 (4/3/11 vs. CWS)
LONGEST GAME (TIME):	4:07 (9/2 vs CWS)	6:36 (5/7/95 vs. MIN, 17.0 inn)
SHORTEST GAME (TIME):	2:17 (8/18 vs. BAL)	1:56 (8/29/04 vs. CWS) 1:41 (7/18/05 vs. KC, 5.0 inn)
LONGEST GAME (INNINGS):	14.0 inn. (5/27 vs. HOU)	17.0 innings (5/7/95 vs. MIN)

MOST POSTSEASON GAMES, MLB, 1995-2019

New York Yankees	194
St. Louis Cardinals	144
Boston Red Sox	111
Atlanta Braves	110
Los Angeles Dodgers	95
Cleveland Indians	92

MOST POSTSEASON SEASONS, MLB, 1995-2019

New York Yankees	21
Atlanta Braves	16
St. Louis Cardinals	14
Boston Red Sox	13
Los Angeles Dodgers	13
Cleveland Indians	11

MOST AL CENTRAL TITLES, 1995-2019

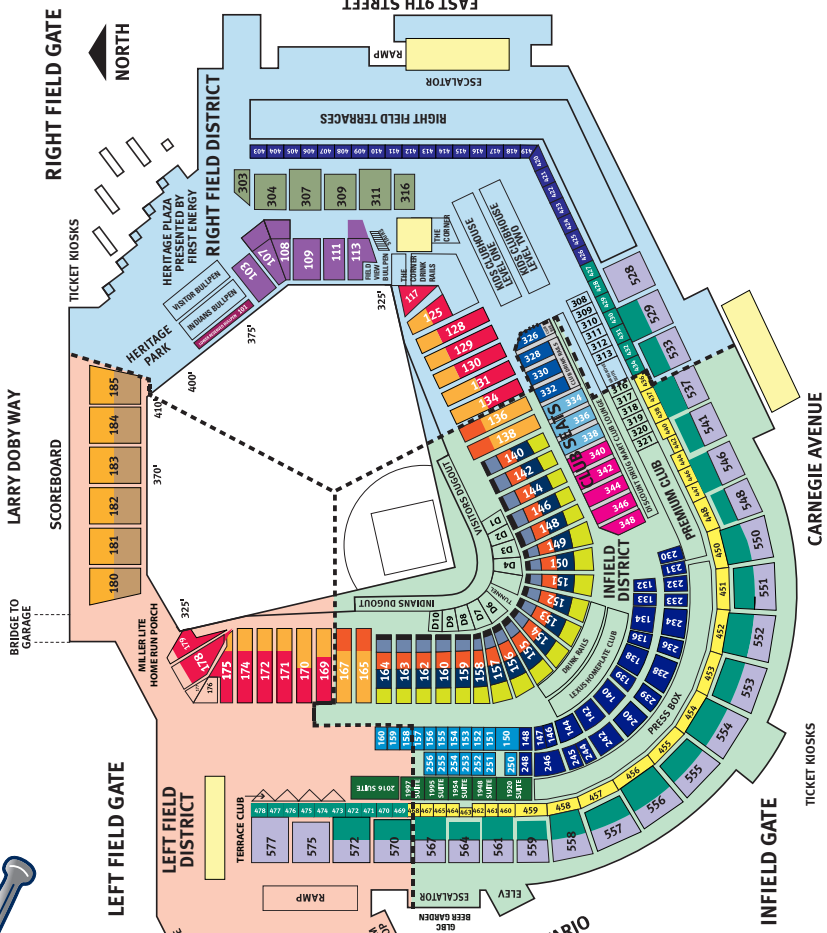
Cleveland Indians	10
Minnesota Twins	7
Detroit Tigers	4
Chicago White Sox	3
Kansas City Royals	1

CLEVELAND HALL OF FAME MEMBERS (45)

Earl Averill	Sandy Alomar, Jr.
Carlos Baerga	Jim Bagby, Sr.
Albert Belle	Bill Bradley
Lou Boudreau	Jesse Burkett
Ray Chapman	Rocky Colavito
Stan Coveleski	Larry Doby
Bob Feller	Wes Ferrell
Elmer Flick	Mike Garcia
Joe Gordon	Mel Harder
Mike Hargrove	Jim Hegan
Joe Jackson	Charlie Jamieson
Addie Joss	Ken Keltner
Nap Lajoie	Bob Lemon
Kenny Lofton	Al Lopez
Sam McDowell	Charles Nagy
Steve O'Neill	Satchel Paige
Gaylord Perry	Frank Robinson
Al Rosen	Herb Score
Louis Sockalexis	Joe Sewell
Tris Speaker	Jim Thome
Andre Thornton	Hal Trosky
Omar Vizquel	Early Wynn
Cy Young	




SEATING DIAGRAM



	INFIELD DISTRICT
	LEFT FIELD DISTRICT
	RIGHT FIELD DISTRICT

	DIAMOND BOX
	CLUB INFIELD
	CLUB MIDFIELD
	CLUB OUTFIELD
	FIELD BOX FRONT
	FIELD BOX MIDDLE
	FIELD BOX BACK
	LOWER BOX FRONT
	LOWER BOX
	LOWER RESERVED BULLPEN
	LOWER RESERVED
	UPPER BLEACHERS
	LOWER BLEACHERS
	FAMILY DECK
	VIEW BOX
	UPPER BOX
	UPPER BOX OUTFIELD
	UPPER RESERVED
	DUGOUT SUITES
	INFIELD SUITES
	HOME PLATE SUITES
	PARTY SUITES
	PICNIC SPACES



PROGRESSIVE FIELD

OTHER HOMES OF THE INDIANS

LEAGUE PARK

DATE OPENED: May 1, 1891; Cleveland Spiders vs. Cincinnati Redlegs. Spiders won 12-3 in front of 9,000.

WP: Cy Young **LP:** Jesse Duryea

DATE CLOSED: September 21, 1946; Cleveland Indians vs. Detroit Tigers. Tigers won 5-3 in front of 2,472.

WP: Paul Trout **LP:** Jonas Berry

CAPACITY: 9,000 (1891-1910); 21,000 (1911-1938); 22,500 (1939-1946)

RECORD 1901-1946: 2,314-1,819 (.560)

HISTORICAL EVENTS: Four 1920 World Series games, including Bill Wambsgans' unassisted triple play and Elmer Smith's 1st grand slam in world series history, all in game 5...Addie Joss' perfect game on October 2, 1908...Babe Ruth's 500th homer on August 11, 1929...Joe DiMaggio hits in his 56th and final game in a row on July 16, 1941...4 no-hitters.

CLEVELAND STADIUM

DATE OPENED: July 31, 1932; Cleveland Indians vs. Philadelphia Athletics. The A's won 1-0 in front of 76,979.

WP: Lefty Grove **LP:** Mel Harder

DATE CLOSED: October 3, 1993; Cleveland Indians vs. Chicago White Sox. The White Sox were 4-0 winners in front of 72,390.

WP: Jason Bere **LP:** Charles Nagy

CAPACITY: 74,483

RECORD 1932-1993: 2,234-1,951 (.534)

HISTORICAL EVENTS: Hosted four (4) All-Star games and five (5) World Series contests...Len Barker's perfect game vs. Toronto on May 15, 1981...Bob Feller's 3rd no-hitter on July 1, 1951...First night game played on June 27, 1939 vs. the Tigers...Nolan Ryan's 324th and final win on August 15, 1993...Ted William's 500th home run on June 17, 1960...Joe DiMaggio's 56-game hitting streak is stopped on July 17, 1941...Frank Robinson's opening day homer on April 8, 1975, his first game as player/manager... nine (9) no-hitters.

HERITAGE PARK



The Cleveland Indians honor Frank Robinson, the first African American manager in Major League history, with the unveiling of a statue as the centerpiece of Heritage Park on May 27, 2017. Members of the 2017 team look on as Robinson addresses a crowd that includes family members, friends, Indians front office members and Hall-of-Famer Hank Aaron.

Located in the center field area of the ballpark, Heritage Park is available to all fans before, during and after all home games and is also available daily for special events throughout the season. Fans are able to explore and honor the rich 119-year history of the franchise as Heritage Park houses three distinct areas honoring the club's past – the Indians Hall of Fame (membership is below), a two-tiered monument park setting that honors 45 of the greatest names in club history, 38 memorable moments in club history placed throughout the area at ground level and the Top 100 Indians Roster as selected during the 100th Anniversary Celebration in 2001. The top-tier rotunda area (pictured above) honors the 19 members of the Indians Hall of Fame who are also enshrined in Cooperstown.

INDIANS DISTINGUISHED HALL OF FAME

(Established 2009)

Bill Veeck/Owner – 1946-49	Inducted in 2009
Richard E. Jacobs/Owner – 1986-2000	Inducted in 2009
Cy Slapnicka/GM & Scout – 1935-61	Inducted in 2010
Jim Warfield/Athletic Trainer - 1965-2002	Inducted in 2012
Jack Graney/OF - 1908-22; Announcer - 1933-53	Inducted in 2012
John Hart/General Manager - 1991-2001	Inducted in 2013
Jimmy Dudley/Announcer - 1948-67	Inducted in 2014
Mike Hegan/Legacy; Announcer - 1989-2011	Inducted in 2014
Hank Peters/President 1987-1991	Inducted in 2015
Dennis Lehman/Executive Vice President - 1988-2019	Inducted in 2019

CLEVELAND INDIANS HALL OF FAME

The Cleveland Indians Hall of Fame was established in 1951 to recognize those players who achieved greatness in a Cleveland uniform. Selected by a committee consisting of baseball historians, writers, broadcasters and executives, inductees must have been active at least three seasons for Cleveland and be retired at least one year. It consists of 45 players.

In 2009, the Indians organization established the Distinguished Hall of Fame to honor those non-uniformed personnel whose contributions made a significant impact on the fortunes of the franchise.

Sandy Alomar (1990-2000) – C

Inducted in 2009

Set club record for home runs by a catcher (91) as the team leader during the most exciting decade in Indians history. The six-time All-Star led Cleveland to five consecutive (1995-99) A.L. Central Division titles. He won the 1990 A.L. Rookie of the Year Award and a Gold Glove after being acquired from San Diego. His best season of 1997 followed several injury-marred years. He homered and was MVP of the All-Star Game in Cleveland; batted .324 with 21 homers and 83 RBI to lead the Tribe to its second World Series in two years; and had five homers and 19 RBI in the 1997 postseason.

Earl Averill (1929-39) – OF

Inducted in 1951

The "Earl of Snohomish" was the third player to have their number retired (#3) by the Indians (1975). His 226 home runs with the Tribe was a club record until 1996. The six-time A.L. All-Star is the Tribe's all-time leader in runs (1,154), triples (121), RBI (1,084), total bases (3,200) and extra-base hits (724). He had a .322 average with 1,903 hits in 1,509 games for the Indians and hit .378 (A.L.-best 232 hits) in 1936. He was elected to National Baseball Hall of Fame in 1975.

Carlos Baerga (1990-96, 1999) – 2B

Inducted in 2013

Dynamic talent and personality became fan favorite by leading team from 105 losses in 1991 to World Series in 1995. Three-time A.L. All-Star matched baseball Hall of Fame second basemen Rogers Hornsby, Nap Lajoie and Joe Morgan for hitting prowess over four-year span ('92-'95), hitting .315 with 75 home runs and 389 RBI. Switch-hitter was the first Major Leaguer to hit homers from both sides of the plate in same inning, April 7, 1993. Hit .295 in 15 postseason games in 1995.

Jim Bagby Sr. (1916-23) – RHP

Inducted in 2007

"Sarge" went 122-85 with 131 complete games for Cleveland, including 23-13 with a 1.96 ERA in 1917. His "Fadeaway Pitch" found fame in 1920 while he led the A.L. in wins (31-12 record), complete games (30) and innings (339.2), helping the Indians win their first World Series. He was the first pitcher to hit a World Series homer – a three-run shot to the centerfield bleachers at League Park that helped beat Brooklyn, 8-1, in Game 5. His son Jim, Jr., went 55-54 for the Tribe (1941-45).

Albert Belle (1989-96) – OF

Inducted in 2016

One of baseball's most feared sluggers of the 1990s. Ranks in franchise top ten in Home Runs (2nd), RBI (10th), On-Base + Slugging (5th). Single-season franchise record holder in extra base hits with 103 in 1995 and Slugging PCT (.714) in 1994. In 1993 led MLB in RBI (129). In 1995 led MLB in Slugging Percentage (.690), Total Bases (377), Home Run s(50), Extra Base Hits (103), and tied for league lead in Doubles (52). In 1996 led A.L. in RBI (148). Four-time All-Star with the Tribe. Only player in baseball history to hit 50 hrs and 50 doubles in the same season (1995).

Lou Boudreau (1938-50) – SS

Inducted in 1954

Most popular player of his era, the "Boy Manager" was driving force behind Tribe's 1948 World Series Title. The shortstop was A.L. MVP in 1948 (.355, 18 HR, 106 RBI). He was the winningest manager in club history (728-649) as player-manager from 1942-50. Boudreau made seven All-Star Game appearances and was the batting champion (.327) in 1944. He was the second Tribe player to have their uniform number (#5) retired. Among the clubs all-time leaders in games, runs, hits, doubles and extra-base hits. Lou was elected to the National Baseball Hall of Fame in 1970.

Bill Bradley (1901-10) – 3B**Inducted in 1957**

The native Clevelander anchored hot corner in first decade of club's franchise history. He jumped his contract with the Chicago Cubs in 1901 to join Cleveland. He set a number of career highs (.304, 11 HR, 77 RBI, 104 runs) in 1902 and had a career-best 84 RBI in 1904. Led A.L. third baseman in fielding percentage four times and hit .272 in 1,231 games with the Indians. Led the club in doubles and triples three times, runs scored twice and is among Tribe leaders in triples and steals. Bradley hit for the cycle on September 24, 1903 at Washington. After his playing days, he became a long time scout for the Indians.

Jesse Burkett (1891-98) – LF**Inducted in 1951**

Known by teammates as "Crab" he was a career .338 hitter. Two times he batted above .400. In 1896, he led the national league in games (133), plate appearances, at-bats (586), runs (160), hits (240) and batting average (.410). Led Cleveland to two temple cups, winning the series in 1895. In 1899, he was traded to the St. Louis Perfectos when owner Frank deHass Robinson dismantled the spiders. He was inducted into the baseball hall of fame in 1946 and is the only member whose primary team is listed as the Spiders.

Ray Chapman (1912-20) – SS**Inducted in 2006**

Standout shortstop was fatally beamed by pitcher Carl Mays of the Yankees on August 16, 1920 at Polo Grounds in New York, and died the next day. "Chappie" had been Cleveland's starting shortstop since 1913 and batted .300 or better in three of his final seasons. His 52 steals in 1917 was a club record until 1980. Led A.L. in runs (84) and walks (84) in 1918 and led club in runs scored three times. Hit .278 with 233 stolen bases in 1,015 games and was a fine fielder. Ranks among Tribe leaders in steals and triples.

Rocky Colavito (1955-59, 1965-67) – OF**Inducted in 2006**

Electrified fans with power bat and strong throwing arm. "The Rock" tied Major League record with four consecutive HR June 10, 1959 at Baltimore. He hit 300 homers faster than all but four players in the history of baseball. Led the A.L. with 42 HR in 1959 and 108 RBI in 1965. In 1966, Colavito led the A.L. in slugging (.620) in 1958, home runs (42) in 1959, RBI (108) in 1965, and walks (93) and fielding (1,000) in 1966. He's among Tribe's all-time leaders in home runs and slugging percentage, hitting 190 homers in 913 games for the club and 374 in his career (1955-68). The three-time A.L. All-Star (1959, 1965-66) was voted most memorable personality in club history in a poll conducted in 1975.

Stan Coveleski (1916-24) – RHP**Inducted in 1966**

Fourth winningest pitcher in club history and was mound star of 1920 World Series, tying Series record with three wins and brought a championship to Cleveland with 3-0 victory in the seventh game vs. Brooklyn. He allowed just two runs (0.67 ERA) in the three complete-game victories the entire series. Won 20+ games in four consecutive seasons (1918-21). Coveleski pitched a club-record 19 innings on May 14, 1918. Went 172-123 with 2.80 ERA, 31 shutouts and 194 complete games in nine years with Indians and was elected to National Baseball Hall of Fame in 1969.

Larry Doby (1947-55, 1958) – OF**Inducted in 1966**

First African-American player in A.L. history. He helped the Tribe to two A.L. pennants as an all-around star outfielder. Doby, 23, was signed by Bill Veeck in 1947 after starring with the Negro League Newark Eagles. Hit .318 in 1948 World Series, including a decisive home run in game four. The outfielder led the A.L. in homers (32) and runs (104) in 1952 and homers (32) and RBI (126) in 1954. Among Tribe's all-time leaders in HR, RBI, walks and slugging percentage. Was the fifth player to have uniform number retired (#14) by Indians and was elected to National Baseball Hall of Fame in 1998.

Bob Feller (1936-56) – RHP**Inducted in 1957**

Feller is arguably the greatest pitcher in club history. He is the Tribe's all-time leader in wins (266), strikeouts (2,581), walks (1,764) starts (484), complete games (279) and innings (3,827). "Rapid Robert" led the A.L. in wins six times and strikeouts seven times. He set club single-season records for strikeouts (348), innings (371), shutouts (10) and complete games (36) in 1946. Feller pitched a club-record three no-hitters and 12 one-hitters. The eight-time A.L. All-Star tossed 44 career shutouts and was the first player to have his uniform number retired (#19) by the Indians. A true patriot, Bob proudly served in the U.S. Navy from 1941-45. He was elected to the National Baseball Hall of Fame in 1962.

Wes Ferrell (1927-33) – RHP**Inducted in 2009**

The only pitcher in MLB history to win 20 or more games in each of his first four full seasons, he was 91-48 during that time (1929-32). Compiled a 102-62 record with 113 complete games during his career in Cleveland. Overall with six teams through 1933, he had a 193-128 record. Holds the MLB record for home runs by a pitcher (37). Overall, he hit .280 with 38 homers and 208 RBI. Though he twice won 25 games, his most complete season was 1931 with Cleveland. He had a 22-12 record, 27 complete games, three saves, nine homers, 30 RBI and a .319 batting average. Owns the third best winning pct. (.622) in club history (based on 1,000 or more innings pitched).

Elmer Flick (1902-10) – OF**Inducted in 1963**

The speedy Bedford, Ohio native won 1905 A.L. batting title (.308). He led the league in triples three times (1905-'07) and steals twice. Ranks third in club history with 106 triples and sixth in steals (207). His career peaked from 1904-07 with four consecutive seasons batting over .300. The Tribe turned down Detroit's trade offer of Ty Cobb for Flick, who hit .299 in 935 games with Indians and .313 with 353 steals in his 13-year career. He was elected to the National Baseball Hall of Fame in 1963.

Mike Garcia (1948-59) – RHP**Inducted in 2007**

"The Big Bear" had a 142-96 record and 21 saves for Cleveland as he joined Hall of Famers Bob Feller, Bob Lemon and Early Wynn in the Indians' famed "big four" rotation. A three-time All-Star (1952-54), he twice led the A.L. in ERA (2.36 as a rookie in 1949 and 2.64 in 1954 as Cleveland won 111 games and the A.L. pennant). Garcia won 18 or more games in four straight seasons from 1951-54.

Joe Gordon (1947-50, 1958-60) – 2B/Manager**Inducted in 2008**

The acrobatic second baseman teamed with shortstop Lou Boudreau to form one of the finest double-play combinations in franchise history. "Flash" hit 32 home runs with 124 RBI in 1948 as the Indians were crowned World Series Champions. During his 11 year career, Gordon was a nine-time All-Star, including three times with Cleveland (1947-49). An inspirational leader, he became manager of the Indians in 1958 and guided the club to a second place finish in 1959. Gordon was involved in one of the most bizarre trades in baseball history when, as manager of the Indians in 1960, he was traded to Detroit for Tigers Manager Jimmy Dykes. It was the only time in baseball history that managers were traded.

Mel Harder (1927-47) – RHP**Inducted in 1951**

Revered legend made his mark as a pitcher and pitching coach, wearing an Indians uniform for 36 consecutive seasons. His 20 consecutive seasons as Tribe player and 582 games pitched are club records. He had a 223-186 career record and is second to Bob Feller in innings pitched, wins and starts. Harder's 13 scoreless All-Star innings, over four games (1934-37), is a Major League record. He won 15 or more games eight times and led the Indians in wins five times, innings pitched and ERA four times. Harder was the Tribe's pitching coach for 16 seasons (1948-63) before becoming the fourth Indians player to have their uniform number retired (#18).

Mike Hargrove (1979-99) – 1B/Manager**Inducted in 2008**

"Grover" spent 21 years with the Indians organization – including eight and a half seasons as the Tribe's manager (1991-99) and seven as a player (1979-85). He batted .325, .304 and .317 in his first three seasons with the Tribe, including a 23-game hitting streak in 1980. Hargrove compiled a 721-591 record as Indians manager, winning two A.L. pennants (1995 and 1997) and five consecutive A.L. Central Division Titles (1995-99). His 721 wins as manager ranked second to Lou Boudreau's 728 and his .550 winning percentage as Tribe skipper ranked third all-time to Boudreau and Al Lopez.

Jim Hegan (1941-57) – C**Inducted in 1966**

Was the catcher for the great Tribe pitching staffs of the 1950s, including the championship teams of 1948 and 1954. Known as a brilliant defensive catcher and handler of pitchers. Hegan caught 100+ games each season from 1947-56 and holds the catchers' club record for games (1,491) and putouts (6,959). He led A.L. catchers in double plays four times, putouts three times and assists twice. Caught three no-hitters and six different 20-game winning pitchers with the Tribe. Was a five-time A.L. All-Star, playing in 1,526 games over his 14 seasons with the Indians.

Joe Jackson (1910-15) – OF**Inducted in 1951**

"Shoeless" Joe Jackson, in 674 games, is the franchise leader in career batting average (.375). He set the club single-season records for batting average (.408) and hits (233) in 1911. Jackson led the A.L. in hits (226) and triples (26) in 1912 and hits (197), doubles (36) and slugging (.551) in 1913. Considered one of the greatest pure hitters in baseball history, only Ty Cobb and Rogers Hornsby have a higher Major League lifetime batting average than Jackson's .356. He was traded to Chicago (A.L.) in 1915 and barred from MLB in 1921 for involvement in the 1919 Black Sox scandal.

Charlie Jamieson (1919-32) – OF**Inducted in 2016**

One of the most beloved Cleveland players of his era. Known by fans and teammates as "Jamie" and "Ball Hawk." Ranks in franchise top ten in runs (4th), Hits (5th), Doubles (7th), At Bats (8th), Walks (9th), Total Bases (9th), Games Played (9th) Batting Average (10th), and Triples (10th). In 1923 led A.L. in Hits (222). Twice led MLB in singles (1923,1924). Member of 1920 World Series Champions. Cleveland celebrated "Charlie Jamieson Day" At League Park on May 11, 1929.

Addie Joss (1902-10) – RHP**Inducted in 2006**

Joss is the owner of a perfect game, tossed on October 2, 1908 in the heat of a pennant race. The 1-0 win against Chicago ranks as one of baseball's all-time top pitching performances. Set the club record for ERA (1.16) in 1908. Throughout his time with the Tribe, he went 160-97, including a no-hitter against the White Sox on April 29, 1910, and is the Tribe's all-time leader in ERA (1.89) and shutouts (45), second in winning percentage (.623) and complete games (234). The righthander had four 20-win seasons (1905-1908), but died tragically in 1911 at the age of 31 of tubercular meningitis. He was elected to the National Baseball Hall of Fame in 1978.

Ken Keltner (1937-49) – 3B**Inducted in 1951**

A seven-time All-Star at the hot corner with a glove and bat, Keltner made two brilliant defensive plays to help halt Joe DiMaggio's 56-game hitting streak in 1941 at Cleveland Stadium. He is the club's all-time leader at third base in games, putouts, assists and double plays. He totaled 163 homers, 850 RBI and .276 average in 1,513 games with the Indians. Had career highs of 31 HR, 119 RBI, 91 runs in 1948 and .325 average in 1939. He is also among the Tribe All-Time Leaders in games, at-bats, hits, doubles, home runs, total bases, RBI and extra-base hits.

Napoleon Lajoie (1902-14) – 2B**Inducted in 1951**

An all-time great second baseman, he revived Cleveland baseball upon his arrival in 1902. He led the A.L. in batting average in 1903-04 and 1910. The team name of Naps from 1903 to 1914 was in his honor. He is the Tribe's all-time leader in hits (2,046) and at-bats (6,043) and among leaders in games, runs, doubles, triples, total bases, RBI, extra-base hits, batting average and steals. The player-manager from 1905-09, is a member of the 3,000 hit club and was elected to the National Baseball Hall of Fame in 1937.

Bob Lemon (1946-58) – RHP**Inducted in 1960**

Conversion from position player to pitcher launched his Hall of Fame career that included 37 home runs and a no-hitter. A seven-time 20-game winner, led the A.L. in wins three times (1950, 1954-55). Trails only Bob Feller and Mel Harder in club wins (207), starts (350) and innings pitched (2,850). Lemon, a seven-time All-Star, went 207-108 with 22 saves in 460 games and is among the Tribe's All-Time Leaders in strikeouts, shutouts, winning pct. and complete games. He won two games in the 1948 Fall Classic and was the sixth Tribe player to have their number retired (#21). He was elected to the National Baseball Hall of Fame in 1976.

Kenny Lofton (1992-96, 1998-2001, 2007) – OF**Inducted in 2010**

Among the most popular Indians ever as the catalyst atop the lineup of the great Cleveland clubs of the 1990s. Played 10 seasons becoming all-time club leader in stolen bases with 452. Ranks 3rd all-time in runs scored (975); 9th in hits (1,512); and 11th in walks (611). Led American League in stolen bases five straight season 1992-96. Established AL and club rookie record w/66 stolen bases in 1992. Led league in hits in 1994 w/160, and in triples in '95 w/13. Dynamic style and athletic ability earned him four gold gloves. Was a five-time A.L. All-Star. Member of Indians 100th Anniversary Starting Lineup.

Al Lopez (1951-56) – Manager**Inducted in 2006**

"El Senor" guided Tribe to 1954 A.L. pennant and five second place finishes to the NY Yankees in six seasons at helm of Indians. Winning percentage of .617 (570-354) is best in club history. Earned 1,140 career wins as manager and is among the All-Time Major League leaders. The Hall of Famer was a standout catcher for 19 seasons, one with the Tribe (1947).

Sam McDowell (1961-71) – LHP**Inducted in 2006**

"Sudden Sam" overpowered A.L. hitters, winning five strikeout titles (1965-66, 68-70). He twice topped 300 "Ks" - 325 in 1965 and 304 in 1970. An imposing lefthander - ranks second to Bob Feller in club history with 2,159 strikeouts in 2,109 innings. Among Tribe all-time leaders in ERA, shutouts, innings pitched and starts. The six-time A.L. All-Star went 122-109 with a 2.99 ERA in Cleveland and had a career-best 1.81 ERA in 1968.

Charles Nagy (1990-2000) – RHP**Inducted in 2007**

A member of the 1988 US Olympic team and first-round draft pick, Charlie became a three-time A.L. All-Star (1992, 96, 99). He was Cleveland's most consistent starter, posting a 129-103 record for a team that won six A.L. Central Division Titles in seven years. The best years include 1992 (17-10, career-best 2.96 ERA, 10 complete games and three shutouts) and 1996 (17-5, 3.41 ERA). His single in 1992 was the first hit by a pitcher in an All-Star Game in 29 years. He currently ranks 10th in innings pitched and fifth in strikeouts in Indians history. Nagy was among the most popular players in the era, pitching in 15 postseason games, including the World Series in 1995 and 1997.

Steve O'Neill (1911-23) – C**Inducted in 1951**

O'Neill spent his first 13 years of 17-year career in Cleveland, catching 149 of 154 regular season games in the 1920 Championship season. Had a streak of nine straight seasons (1915-23) with 100+ games behind the plate. He is the Tribe's career catching leader in assists and double plays. Hit .300 or better three straight seasons (1920-22). Played in 1,365 games for Indians and had a 199-168 record as the team's Manager from 1935-37.

Satchel Paige (1948-49) – RHP**Inducted in 1965**

Daring signing of Paige by Bill Veeck made difference in the 1948 A.L. pennant race. The Negro League legend won six of his seven decisions down the stretch with a 2.48 ERA as a 42-year old rookie. His appearance in the 1948 World Series was the first ever by an African-American pitcher. He won hundreds of games from 1924 to 1948 before signing with the Indians. Paige was 10-8 with six saves in 52 games for the Tribe and was an all-time fan favorite, while pitching professionally into the 1960s. He was the first player inducted to the National Baseball Hall of Fame for his performance in the Negro Leagues (1971).

Gaylord Perry (1972-75) – RHP**Inducted in 2012**

Perry is a Cooperstown Hall of Famer who was the first pitcher to win the Cy Young Award in each league. He won his first Cy Young Award in 1972 while with the Indians, winning 24 games with 1.92 ERA and 234 strikeouts. In his three-plus seasons with the Tribe, Perry went 70-57 with a 2.51 ERA and had a save in his only relief outing. He was a two-time All-Star with Indians during the 1972 and 1974 seasons. Overall, Perry was a five-time All-Star with a record of 314-265 in 22 seasons (5350IP/3534Ks).

Frank Robinson (1974-76) – 1B/DH/Manager**Inducted in 2016**

In 1975 became the first African-American manager in Major League history. In his first game as player-manager hit a first-inning home run on opening day. April 8, 1975. Managed the tribe from 1975-1977 (186-189 Record). Managed sixteen total seasons in MLB. Played 21 seasons for five organizations (Cin, Bal, LAD, CAL, CLE) Elected to National Baseball Hall of Fame in 1982.

Al Rosen (1947-56) – 3B**Inducted in 2006**

A stellar career was highlighted by an A.L. MVP season in 1953, the last Indian to do so. "Flip" came within one hit of winning the 1953 Triple Crown (.336 BA, 43 HR, 145 RBI), ending up losing the batting title that year by .001. He also led the AL that season in runs and hits (201). Rosen twice led the A.L. in homers and RBI (37 in 1950 and 105 in 1952, respectively being the other years). He had five straight 100+ RBI seasons from 1950-54 and is among the Tribe's All-Time Leaders in HRs and slugging percentage. In his last seven years (1950-56) before retiring at age 32, he averaged 27 homers, 86 runs, 102 RBI and a .287 average. The four-time A.L. All-Star was the hero of the 1954 All-Star Game in Cleveland when he hit two homers with five RBI.

Herb Score (1955-59) – LHP**Inducted in 2006**

A dazzling pitching career, cut short by injury, preceded 30+ years as a beloved voice of Indians Baseball. The left-handed flame-thrower was the A.L. Rookie of the Year (16-10, 2.85 ERA) in 1955 and 20-game winner (20-9, 2.53 ERA) in 1956. The two-time All-Star led the majors in strikeouts both seasons (fanned 245 in 1955 and 263 in 1956). Having fanned 547 in his first 512 innings, Score never equaled his early success after being hit by a line drive on May 7, 1957, and retired in 1962 with a 55-46 mark. He began broadcasting Indians Baseball on TV in 1964, moved to radio booth in 1968 where he remained until his retirement after 1997 season, a total of 34 years as a Tribe broadcaster.

Joe Sewell (1920-31) – SS**Inducted in 1951**

After replacing Ray Chapman in 1920, the rookie helped the Indians to a pennant and World Series kick-starting his Hall of Fame career. Having amazing bat control, this shortstop set a league-record for fewest strikeouts (only four in 608 ABs in 1925; just 114 in a 7,132 career ABs) and played in 1,103 straight games (1922-1930). Sewell topped A.L. shortstops in fielding percentage three times and led the A.L. in doubles (45) in 1924. He's among the Tribe's all-time leaders in games, at-bats, runs, hits, doubles, total bases, RBI, extra-base hits, batting average and walks. His younger brother, Luke, played for the Tribe (1921-1932, 1939). Sewell was elected to the National Baseball Hall of Fame in 1977.

Louis Francis Sockalexis (1897-99) – OF**Inducted in 2006**

A Penobscot Indian from Old Town, Maine, Louis Sockalexis caused a nationwide sensation playing baseball in Cleveland in the spring of 1897 as the first American Indian to play professional baseball. Sockalexis was considered one of the top collegiate baseball players of his day, earning Hall of Fame honors at Holy Cross. "Sock" was known for his powerful bat, swiftness on the base paths, and his legendary long, accurate throws from the outfield. The Cleveland Indians organization is proud to acknowledge Louis Francis Sockalexis, a Native American who has left his mark on America's national pastime and inspired the nickname used to this very day.

Tris Speaker (1916-26) – OF**Inducted in 1951**

The legendary center fielder, acquired from the Boston Red Sox for \$50,000, was an Indians star and leader throughout his career in Cleveland. A player-manager from 1919-1926, the "Gray Eagle" led the Indians to the 1920 World Championship. He won the 1912 MVP and A.L. batting title (.387) in 1916. He is the Tribe's all-time leader in doubles (486) and outfield assists (449) and had 3,515 hits for a career .344 average. Speaker is the all-time Major League leader with 792 doubles. He was elected to the National Baseball Hall of Fame in 1937.

Jim Thome (1991-2002, 2011) – 1B/3B**Inducted in 2016**

Selected in 13th Round of the 1989 Draft and became Indians All-Time Home Run King (337). Ranks Seventh in Major League History with 612 home runs. Ranks in franchise top ten in Walks (1st), RBI (2nd), Slugging PCT (3rd), Total Bases (4th) and Runs (5th). Set single-season franchise record with 52 home runs in 2002 and 127 walks in 1999. Three-time All-Star with the Tribe. Hit the longest home run in Progressive Field History on July 2, 1999 (511ft).

Andre Thornton (1977-87) – 1B/DH**Inducted in 2007**

One of the Indians' great sluggers, "Thunder" provided consistent offense for a decade. The two-time All-Star totaled 214 homers, 419 extra-base hits, 1,954 total bases and 749 RBI, playing in 1,225 games in a Tribe uniform. He hit for the cycle at Boston's Fenway Park on April 22, 1978. Thornton had 33 homers, 105 RBI in 1978; 32 homers, 116 RBI in 1982 and 33 homers, 99 RBI in 1984. His 119 home runs are the most by an Indians player at Cleveland Municipal Stadium. A man of deep faith, Andre was the recipient of the Roberto Clemente Award for playing excellence and exemplary community service in 1979.

Hal Trosky (1933-41) – 1B**Inducted in 1951**

The slugging first baseman burst on the scene in 1934 with 35 HR, 142 RBI and a .330 BA. He held the club record for single-season RBI (162) from 1936 to 1999. Led the club in HR six times and RBI five times. In his 1,124 games with Cleveland (1933-41), Trosky totaled 216 homers, 911 RBI and a .313 average. He had career highs of 42 homers, 162 RBI, 124 runs and a .343 average in 1936. His career was curtailed after the 1941 season by migraine headaches.

Omar Vizquel (1994-2004) – SS**Inducted in 2014**

Entertained fans with his dazzling defense, leaping throws and bare-handed plays during his 11 seasons in a Tribe uniform. Acrobatic shortstop won 8 of his 11 Gold Gloves with the Tribe, most in franchise history. In 2000 set franchise record for shortstops with just 3 errors and a .995 fielding pct. was a 3-time A.L. All-Star. fan favorite helped Tribe win 6 A.L. Central titles and 2 A.L. Pennants. owns franchise record for most sac flies (62), and ranks in top 10 in stolen bases (2nd), ABs (5th), runs (6th), hits (7th), doubles (8th), walks, total bases and games played (10th). Member of Indians 100th anniversary starting lineup.

Early Wynn (1949-57, 1963) – RHP**Inducted in 1972**

The burly, tough hurler won 164 of 300 big league wins in an Indians uniform, including four 20-win seasons. For 10 years in Cleveland, his overall record with the Tribe was 164-102 with 10 saves and a 3.24 ERA. He led the club in innings pitched five times (1951, 1954-57) and strikeouts five times (1951-54, 1957). His 300th victory came in an Indians uniform on July 13, 1963 after a five-year stint with the White Sox. Wynn, a six-time All-Star (three with the Indians), was the Tribe's pitching coach from 1964-66. He was elected to the National Baseball Hall of Fame in 1972.

Cy Young (1889-99, 1909-11) – RHP**Inducted in 1951**

The winningest pitcher in Major League Baseball History hailed from Newscomerstown, Ohio. "Cy" established his legend with the Cleveland Spiders of the National League. He led the Spiders to a Temple Cup Championship in 1895. From 1890 to 1898, Young won 241 games with the Spiders. After 10 years away from Cleveland, he returned to pitch in 63 games for the Indians (1909-11), winning 29 of his 511 big league victories. Young's complete career record included winning 20 or more games 15 times and 30 or more five times. He was elected to the National Baseball Hall of Fame in 1937, the second year players were inducted.

FRONT OFFICE DIRECTORY

EXECUTIVE OFFICE

Paul J. Dolan.....	Owner/Chairman/Chief Executive Officer
Chris Antonetti.....	President, Baseball Operations
Brian Barren.....	President, Business Operations
Mike Chernoff.....	General Manager
Carter Hawkins.....	Assistant General Manager
Matt Forman.....	Assistant General Manager
Sky Andreckcheck.....	Assistant General Manager
Bob DiBiasio.....	Senior Vice President, Public Affairs
Alex King.....	Senior Vice President, Marketing & Strategy
Neil Weiss.....	Senior Vice President, Technology & Chief Information Officer
Ted Baugh.....	Vice President, Corporate Partnerships & Premium Hospitality
Eric Binder.....	Vice President, Baseball Operations
Curtis Danburg.....	Vice President, Communications & Community Impact
Rich Dorffer.....	Vice President, Finance & Chief Financial Officer
Jim Folk.....	Vice President, Ballpark Operations
Paul Gillispie.....	Vice President, International Scouting
Brad Grant.....	Vice President, Baseball Operations, Strategy & Administration
James Harris.....	Vice President, Player Development
Jay Hennessey.....	Vice President, Baseball Learning & Development
Sara Lehrke.....	Vice President, Human Resources & Chief Diversity Officer
Tim Salcer.....	Vice President, Sales & Service
Kurt Schloss.....	Vice President, Concessions
Nicole Schmidt.....	Vice President, Brand, Strategy & Analytics
Lonnie Soloff.....	Vice President, Medical Services
Victor Wang.....	Vice President, Player Acquisitions
Joe Znidarsic.....	Vice President, General Counsel

BASEBALL OPERATIONS

Mike Seghi.....	Director, Team Travel
Wendy Hoppel.....	Director, Baseball Administration
Keith Woolner.....	Principal Data Scientist, Baseball Analytics
John Mirabelli.....	Senior Director, Scouting Operations
Scott Barnsby.....	Director, Amateur Scouting
Josh Gibson.....	Director, Learning & Development
Alex Merberg.....	Director, Baseball Operations
Alex Eckelman.....	Director, Hitting Development
Patrick Chervený.....	Sports Scientist
Jonathan Freeston.....	Sports Scientist
Andrew Bahnert.....	Assistant Director, Player Development
Cody Buckel.....	Assistant Director, Player Development
Rob Cerfolio.....	Assistant Director, Player Development
Richard Conway.....	Assistant Director, International Scouting
Chris Gale.....	Assistant Director, International Scouting
Nate Freiman.....	Assistant Director, Baseball Operations
Sam Giller.....	Assistant Director, Baseball Operations
Will Landess.....	Assistant Director, Baseball Development
Clint Longenecker.....	Assistant Director, Amateur Scouting
Dan Budreika.....	Assistant Director, Pro Scouting
Kevin Tenenbaum.....	Assistant Director, Baseball Research & Development
Alex DeMoya.....	Assistant Director, Latin American Scouting & Player Development
Anna Bolton.....	Education & Language Coordinator
Will Clements.....	Assistant, Amateur Scouting
Matt Czechanski.....	Assistant, Amateur Scouting
Ilana Mishkin.....	Assistant, Baseball Operations
Zach Morton.....	Assistant, Baseball Operations
Ricardo Garcia.....	Assistant Manager, International Operations
Ismael Jansen.....	Assistant, International Operations
Kyle Burris.....	Analyst, Baseball Research & Development
Max Marchi.....	Analyst, Baseball Research & Development
Marlene Lehky.....	Executive Administrative Assistant
Nilda Taffanelli.....	Administrative Assistant, Player Development
Cristina Almonte.....	Administrative Assistant, Dominican Republic
Dr. Charles Maher.....	Senior Advisor to the President & GM, Sport & Performance Psychology
Brian Miles.....	Performance Coach
Oscar Gutierrez Ramirez.....	Performance Coach
Martin Rasumeff.....	Performance Coach

Agustin Rivero	Major League Spanish Interpreter
Steve Lubratich	Special Assistant to President of Baseball Operations/GM
Dave Malpass	Special Assistant to President of Baseball Operations/GM
Don Poplin	Special Assistant to President of Baseball Operations/GM
Tom Wiedenbauer	Special Assistant to President of Baseball Operations/GM
Tim Belcher	Special Assistant to Baseball Operations
Travis Hafner	Special Assistant to Baseball Operations
Johnny Goryl	Advisor, Player Development
Minnie Mendoza	Advisor, Latin American Operations
Tim Tolman	Advisor, Player Development
Travis Fryman	Special Assistant to Player Development, Infield
Dave Wallace	Special Assistant to Player Development, Catching

BALLPARK OPERATIONS

Jerry Crabb	Senior Director, Ballpark Operations
Seth Cooper	Senior Director, Facility Operations
Jonathan Wilham	Senior Director, Ballpark Safety
Brandon Koehnke	Head Groundskeeper
Ron Miller	Director, Facility Maintenance
Willie Jenks	Visiting Clubhouse Manager
Steve Walters	Manager, Ballpark Operations
David Bonacci	Manager, Safety, Policy & Training
Tyler Cochran	Manager, Ballpark Operations
Andrew Finn	Manager, Event Security Operations
Rosalie Morrison	Manager, Facility Operations
Travis Barnhill	Assistant Groundskeeper
Rob Banaga	Maintenance/Custodial
Nikola Cekic	Maintenance/Custodial
Gregory Darden	Maintenance/Custodial
Mike DeSha	Maintenance/Custodial
Ryan Emch	Maintenance/Custodial
Mike Hoagland	Maintenance/Custodial
Mohamed Lamssetef	Maintenance/Custodial
Rose Pendleton	Maintenance/Custodial
Ed Perez	Maintenance/Custodial
James Coyne	Security
Sue Lasecki	Security
Matt Mensurati	Security
Mark Moore	Security
Tom Simmons	Security
Jason Springman	Security

BRAND MANAGEMENT

Jason Wiedemann	Director, Brand Management
Anne Madzellan	Senior Manager, Advertising & Promotions
Taylor Supeck	Analyst, Consumer Research & Insights
Nicole Studzenski	Analyst, Brand & Innovation
Dan Ringen	Analyst, Innovation

BUSINESS OPERATIONS

Dru Kosik	Executive Assistant, Ownership & Business Operations
Kim Scott	Executive Assistant, Business Operations

COMMUNICATIONS

Bart Swain	Director, Baseball Information & Player Relations
Court Berry-Tripp	Director, Communications & Player Relations
Austin Controulis	Manager, Communications
Dan Mendlik	Team Photographer
Jeremy Feador	Coordinator, Communications & Team Historian
Megan Ganser	Coordinator, Player Engagement & Family Relations
Olivia Lavelle	Coordinator, Digital Products
Tom Hamilton	Play-by-Play Announcer
Jim Rosenhaus	Play-by-Play Announcer

COMMUNITY IMPACT

Rebecca Kodys	Executive Director, Community Impact
Nate Janoso	Manager, Alumni Relations
Matt Kata	Manager, Youth Baseball Development
Anthony Eder	Program Coordinator, Community Impact
Carlos Baerga	Alumni Ambassador

MERCHANDISING

Karen Fox	Director, Merchandising
Caitlyn Burkart	Director, Non-Gameday Events
Iris Delgado	Senior Merchandise Buyer
Kristen Jufko	Senior Merchandise Buyer
Bette Prendergast	Purchasing Coordinator
Brian Tillinger	Manager, Progressive Field Team Shop
Michael Rohrbach	Manager, Concessions
Adreana Hales	Assistant Manager, Progressive Field Team Shop
Kris Roukey	Coordinator, Game-Used Merchandise
Robert Avila	Retail Buyer
Aaron Boone	Manager, Merchandise Distribution Center
Scott Lilly	Assistant Manager, Merchandise Distribution Center
Kassie Abfall	YRPT Buying Assistant, Merchandising
Katie Larsen	YRPT Buying Assistant, Merchandising
Dylan Fields	Assistant Manager in Training, Merchandise Distribution Center
Meghan Miles	Assistant Manager, Ballpark Retail

CORPORATE PARTNERSHIPS & PREMIUM HOSPITALITY

Dominic Polito	Senior Director, Corporate Partnerships & Premium Hospitality
Kevin Murphy	Director, Corporate Partnerships & Premium Hospitality
Bryan Hoffart	Senior Sales Manager, Corporate Partnerships & Premium Hospitality
Penny Forster	Manager, Corporate & Community Partnerships
Albert Powell	Manager, Corporate Partnerships & Premium Hospitality
Joe Sullivan	Manager, Corporate Partnerships & Premium Hospitality
Bridget Sullivan	Service Coordinator, Corporate Partnerships & Premium Hospitality
Julie Weaver	Senior Service Manager, Corporate Partnerships & Premium Hospitality
Raphael Collins	Senior Service Representative, Corporate Partnerships & Premium Hospitality
Kristie Prendergast	Senior Service Representative, Corporate Partnerships & Premium Hospitality
Patrick DiBiasio	Service Representative, Corporate Partnerships & Premium Hospitality
Kimberly Gordon	Service Representative, Corporate Partnerships & Premium Hospitality
Matt Johnson	Senior Business Analyst, Corporate Partnerships & Premium Hospitality
Michael Daugherty	Account Executive, Corporate Partnerships & Premium Hospitality

FINANCE

Erica Chambers	Controller
Robert Hoekstra	Assistant Director, Planning, Analysis & Reporting
Karen Menzing	Manager, Accounting
Mary Forkapa	Manager, Payroll Accounting & Services
Diane Turner	Concessions Accounting Manager
Kim Haist	Senior Staff Accountant
Gregory Hubay	Senior Accountant, Payroll
Amy Richards	Senior Staff Accountant
Nicole Roth	Concessions Staff Accountant
Francine Sommers	Coordinator, Risk Management & Administration
Regina Simmons	Payroll Administrator
Donna Stasiowski	Administrator, Workers Compensation
Samantha Filar	Accounts Payable Administration
Eric Gebeke	Analyst, Finance

GOODYEAR OPERATIONS

Fletcher Wilkes	Manager, Home Clubhouse
Justin Rhoads	Assistant Manager, Home Clubhouse
Jared Jones	Goodyear Facility Manager
Miriam Thacker	Administrative Assistant

HUMAN RESOURCES

Jennifer Gibson	Director, Human Resources Operations
Mailynh Vu Nguyen	Director, Talent Acquisition
Nate Daymut	Manager, Talent Development
Andrea Jirousek	Coordinator, Benefits
Colleen Lynch	Coordinator, Talent Acquisition
Brianna Brown	HR Assistant
Sydney Merz	Trainer, Business Operations

INFORMATION SYSTEMS

Matt Tagliaferri.....	Senior Director, Software Development & Support
Whitney Kuzmaul.....	Senior Director, Infrastructure & Operations
Kevin Dean.....	Manager, End User Support
Al Fisher.....	Senior Network Support Analyst
Jeff Coyle.....	Network Support Analyst
Plamen Kouzov.....	Manager, Business Systems
Matt Peters.....	Manager, Baseball Back End Development
Nick Korosi.....	Infrastructure & Security Architect
Joan Fortney.....	Programmer Analyst
Michael Halverson.....	Programmer Analyst
Corey Brunstetter.....	Full Stack Developer, Baseball Systems
Don Crislip.....	Manager, Baseball Front End Development
Andrew Hickerson.....	Network Analyst
Michael Ramirez.....	AV Engineer
Louis Garcia.....	End User Support Specialist
Mathew Smith.....	End User Support Specialist
Kyle Weikart.....	Game Day Engineer
Philip Baker.....	IS Fellow

LIVE EXPERIENCE

Kelly Dredge.....	Director, Live Experience
Nick Gambone.....	Assistant Director, Creative Production
Tara Titcombe.....	Assistant Director, Content & Entertainment Strategy
Jaime Schnarrs.....	Manager, Live Experience
Mike Donelan.....	Manager, 3D Animation
Nikki Sim.....	Project Manager, Live Experience
Dan Kilday.....	Mascot Coordinator
Ashley Truchan.....	Coordinator, Creative Productions
Tracy Ng.....	Coordinator, Live Events & Experiences
Steve Asbury.....	Video Producer & 2D Animator
Mike Zawistowski.....	Content Producer & Designer

SERVICE EXCELLENCE

Anne Keegan.....	Director, Service Excellence
Jesse Rathner.....	Coordinator, Service Excellence

STRATEGY & BUSINESS ANALYTICS

Christy Corfias.....	Assistant Director, Strategy & Business Analytics
Tye Brown.....	Strategy Manager
Patrick Fischetti.....	Manager, Business Analytics
Jack Dolan.....	Strategy Analyst
Brady Brown.....	Strategy Analyst
Urs Fischer.....	Strategy Analyst
Jack Eckman.....	Strategy Fellow

TICKET SALES & SERVICES

Angel Jefferson.....	Senior Director, Ticket Sales & Service
Jeff Wallace.....	Director, Ticket Sales
Jackie Plys.....	Assistant Director, Ticket Sales
Jeff Stocker.....	Assistant Director, Ticket Sales
John Bowers.....	Manager, Ticket Partnerships
Estee Arend.....	Manager, Fan Services
Hank Winters.....	Manager, Ticket Services
Ashley Madison.....	Senior Account Executive
Kori Hammond.....	Account Executive
Anna Powell.....	Account Executive
Hurst Talbott.....	Account Executive
Courtney Fallon.....	Manager, Events & Experiences
Kassi Schlund.....	Service Representative, Events & Experiences
Bridgette Seip.....	Service Representative, Events & Experiences
Becky Emery.....	Manager, Client Service Specialist
Diana Foster.....	Senior Client Service Specialist
Stephanie Farner.....	Coordinator, Fan Services
Karlee Davidson.....	Coordinator, Fan Services
Michael Andelbradt.....	Coordinator, Season Service
Brent Cartwright.....	Coordinator, Season Service
Kevin Kiss.....	Client Service Specialist

Graham Johnson.....	Client Service Specialist
Matt St. John.....	Client Service Specialist
Jack Rinderle.....	Client Service Specialist
Larissa Czupik.....	Client Service Specialist
Kady Gies.....	Client Service Specialist
Kelsey Watroba.....	Group Service Representative
Nicholas Roth.....	Account Specialist
Ryan Hovanec.....	Account Executive, Ticket Sales
Jon Janoviak.....	Account Executive, Ticket Sales

TICKET OPERATIONS

Matt Coppo.....	Director, Ticket Operations
Eric Fronczek.....	Ticket Office Manager
Seth Fuller.....	Ticket Operations Manager
Paige Selle.....	Coordinator, Ticket Services
Cathy Pesta.....	Ticket Office Processor

ATHLETIC TRAINING, STRENGTH & CONDITIONING

James Quinlan.....	Head Athletic Trainer
Jeff Desjardins.....	Assistant Athletic Trainer
Chad Wolfe.....	Assistant Athletic Trainer
Joe Kessler.....	Head Strength & Conditioning Coach
Nelson Perez.....	Assistant Strength & Conditioning Coach
Jim Mehalik.....	Physical Therapy Consultant
Todd Kubacki.....	Performance Coordinator

CLUBHOUSE

Tony Amato.....	Home Clubhouse/Equipment Manager
Brandon Biller.....	Assistant Home Clubhouse/Equipment Manager
Bob Chester.....	Director, Video Operations
Frank Velotta.....	Assistant Director, Video Operations
Dan Cohen.....	Major League Video Travel Assistant
Anthony Medaglia.....	Minor League Video Coordinator
Francisco Flores.....	Minor League Video Coordinator
Jeremy Schroder.....	Culinary Nutrition Specialist

MEDICAL STAFF

Mark Schickendantz, M.D.....	Head Team Physician
Dr. Charles Maher, PhD.....	Director, Employee Assistance Program
Ronald Golovan, M.D.....	Head Team Internist & Assistant Director, Employee Assistance Program
Salvatore Frangiamore, M.D.....	Team Physician
Jason Genin, D.O.....	Team Physician
K.V. Gopal, M.D.....	Team Physician
Tom Graham, M.D.....	Team Physician
Kim Stearns, M.D.....	Team Physician
Thomas Waters, M.D.....	Team Physician
Jim Williams, M.D.....	Team Physician

MEDICAL STAFF CONSULTANTS

Beth Mignano, LMT, PA-C.....	Soft Tissue/Manual Therapist
Stephen D. Cooke, D.D.S.....	Dentist
Paul Hazen, M.D.....	Dermatologist
Alex Andrich, OD, FCOVD.....	Performance Vision
Ray Pongonis, D.O.....	Team Physician (AAA Columbus)
Grant Jones, M.D.....	Team Physician (AAA Columbus)
Mike Jonesco, D.O.....	Team Physician (AAA Columbus)
Bryant Walrod, M.D.....	Team Physician (AAA Columbus)
Nilesh Shah, M.D.....	Team Physician (AA Akron)
Ian Smithson, M.D.....	Team Physician (A Lynchburg)
Mark Rolfs, D.O.....	Team Physician (A Lynchburg)
Michael Ciletti, M.D.....	Team Physician (A Mahoning Valley)
Doug Mangan, M.D.....	Consulting Physician
Mark Lonquist, M.D.....	Consulting Physician
Rick Parker, M.D.....	Consulting Physician
James Rosneck, M.D.....	Consulting Physician
Jamie Starkey.....	Integrative Medicine
Don Franklin, D.C.....	Chiropractor

PERSONNEL

OWNERSHIP OF THE CLEVELAND INDIANS



Paul J. Dolan

Owner/Chairman/Chief Executive Officer

The Dolan family's ownership of the Cleveland Indians enters its 21st season in 2020, while Paul Dolan begins his eighth campaign as the primary control person of the franchise after being formally approved by Major League Baseball on Jan. 10, 2013. Paul continues to serve as Chairman and Chief Executive Officer of the Indians, roles that he accepted prior to the 2011 season. He began as Vice President, General Counsel of the Indians upon joining the organization in 2000 and later served as the club's President from 2004-10.

Paul was born and raised in nearby Chardon, Ohio where he attended high school at Gilmour Academy in Gates Mills. He graduated with a B.A. degree from St. Lawrence University in 1980 and received his Juris Doctorate from the University of Notre Dame's Law School in 1983. Prior to joining the Indians, Paul was a partner at Thrasher, Dinsmore & Dolan, a Chardon, Ohio based law firm.

Dolan is involved in various business interests throughout Northeast Ohio and is engaged with many philanthropic and civic boards throughout the Northeast Ohio community. He is currently Chairman of United Way of Greater Cleveland and serves as a board member for The Cleveland Clinic, Greater Cleveland Partnership, Playhouse Square Foundation, Unify Labs and Evergreen Cooperatives. Paul has been the co-chairman for VeloSano Bike to Cure in each of the event's first six years (2014-19) and also races as an Indians team member. In January, the Greater Cleveland Sports Commission honored the Dolan family with the 2019 Lifetime Achievement Award, which is annually presented to an individual or group that has demonstrated extraordinary dedication to the advancement of sport in Cleveland.

Paul and his wife, Karen, reside in Geauga County and have two adult sons.

DOLAN OWNERSHIP CHRONOLOGY

May 13, 1999

Then Indians Owner Richard E. Jacobs announced that he and the Board of Directors have engaged The Goldman Sachs Group and McDonald Investments to identify potential buyers for the franchise.

November 4, 1999

Jacobs announced the company has signed a definitive agreement to sell the franchise to Lawrence J. Dolan and family trusts.

January 19, 2000

Major League Baseball Owners unanimously approve the sale of the club from Richard E. Jacobs to Lawrence J. Dolan and family trusts.

February 7, 2000

Shareholders of the Cleveland Indians Baseball Company, Inc. approve the transfer of the club from Richard E. Jacobs to Lawrence J. Dolan and family trusts. Meeting was held in the Terrace Club at Jacobs Field.

February 15, 2000

Lawrence J. Dolan and family trusts assume ownership of the Cleveland Indians franchise.

January 10, 2013

MLB Owners unanimously approve Paul J. Dolan as primary control person of the Cleveland Indians franchise.

OWNERSHIP OF THE CLEVELAND INDIANS

1900-1916.....Charles W. Somers	A-1956.....Myron H. (Mike) Wilson (President)	1977 -1978 Ted Bonda (President)
1916-1922..... Jim Dunn	1956-1962.....William R. Daley	1978-1983..... F. J. "Steve" O'Neill
1922-1927..... Estate of Jim Dunn	1963-1966.....Gabe Paul	1983-1986..... Estate of F. J. "Steve" O'Neill
1927-1946..... Alva Bradley	1967-1972.....Vernon Stouffer	1986-2000.....Richard E. Jacobs
1946-1949.....Bill Veeck	1972-1976.....Nick Mileti (President)	2000-present Larry Dolan, Paul Dolan and family trusts
1949-1952..... Ellis Ryan (President)		

CLUB EXECUTIVES



Chris Antonetti

President, Baseball Operations

Now entering his 22nd year as a member of the Cleveland Indians franchise, Chris Antonetti begins his fifth full season as President of Baseball Operations after being elevated to the position on October 6, 2015. The 2020 campaign will mark his tenth overseeing the club's Baseball Operations after spending five seasons as the club's Executive Vice President and General Manager from 2011-15.

Antonetti, 45, has worked with GM Mike Chernoff and their staff to build a foundation for sustained success by seeking to maximize all avenues of player acquisition and development, while also cultivating an organizational culture that supports continual learning and growth.

Chris guided a reshaping of Cleveland's Major League club prior to the 2013 campaign, which began with the hiring of Terry Francona, a two-time World Series champion with more than 30 years of professional baseball experience, as Indians manager on Oct. 8, 2012. In the seven years since, Cleveland has posted the American League's best record (.564, 638-494) by a four-win margin - second-best in the Majors overall - while entering the final week of each of those seven campaigns in Postseason contention, highlighted most notably by three consecutive A.L. Central titles from 2016-18 and appearances in the 2013 A.L. Wild Card Game, 2016 World Series, 2017 A.L. Division Series and 2018 A.L. Division Series. The Indians stand as one of just five teams in the Majors - two in the A.L. - to post seven consecutive winning seasons entering 2020. In recognition of recent organizational accomplishments, Antonetti was named 2016 Executive of the Year by Baseball America following the Tribe's World Series run and 2017 Executive of the Year by Sporting News after Cleveland achieved the third 100-win campaign (102-60) in the 119-year history of the franchise.

Over a nine-year period from 2002-10, Chris assisted with significant rebuilding efforts as both Assistant GM (January 2002) and, later, Vice President of Baseball Operations (March 2007) that were rewarded when the Indians led Major League Baseball in wins and advanced to the 2007 A.L. Championship Series. He originally joined the Indians organization prior to the 1999 season as an assistant in the Baseball Operations Department and was promoted to Director of Major League Operations in August 2001.

Chris began his career in professional baseball in the summer of 1997 as an intern with the Montreal Expos in West Palm Beach, FL. He was later hired as Assistant Director of Player Development with the Expos in November 1997 and served in that position until joining the Indians staff.

Antonetti graduated magna cum laude from Georgetown University in 1996 with a degree in Business Administration and earned a master's degree from the University of Massachusetts in Sport Management the following year. At Georgetown he was a student manager for the men's basketball team for one and a half years under John Thompson, Jr.

Chris and his wife, Sarah, live in Rocky River, OH with their daughters, Mya and Ella.



Brian Barren

President, Business Operations

Brian Barren enters his seventh season with the Cleveland Indians and fourth as President of Business Operations. He joined the organization in January 2014 and served as Executive Vice President of Sales & Marketing over his first three seasons. In his present capacity, Brian oversees all aspects of the club's business functions.

Barren joined the Indians following an accomplished, 24-year career with Procter & Gamble in Cincinnati, OH where he developed a wide variety of skill sets and expertise in Customer Business Development (customer general management and value creation) and personnel development across multiple functions (sales, marketing, finance, logistics, systems, human resources). Brian held multiple high-level leadership roles within the company, including

profit and loss responsibility on P&G's Wal-Mart and Kroger Teams, two of P&G's top seven multi-functional Customer Business Development teams in the world. He also led Market Strategy and Planning organizations, Customer Innovation capability, and multi-functional acquisition teams across a wide variety of product categories during his tenure, which began in June of 1989.

Brian is a 1989 graduate of Princeton University, where he earned a degree in History that included his senior year thesis researching the integration of Major League Baseball. He played football for four years at Princeton as a classmate and teammate of Toronto Blue Jays President & CEO Mark Shapiro. Brian was also an Army ROTC scholarship student as an undergrad at Princeton, fulfilling his commitment to the U.S. Army as a tank commander upon graduation.

Brian and his wife, Kris, reside in downtown Cleveland and have two sons, Billy and Brad. Brian was one of Dan and Catherine Barren's six children. His late father was a well-respected teacher and high school football coach for many years at Columbus Academy (where Brian graduated in 1985) and finished his coaching career as the inaugural Head Football Coach at Notre Dame Cathedral Latin (Hall of Fame Class of 2004). Brian is a board member at CollegeNow and the Greater Cleveland Sports Commission.



Bob DiBiasio

Senior Vice President, Public Affairs

Bob DiBiasio is entering his 41st season with the Indians and his 42nd in Major League Baseball in 2020. He started with Cleveland in 1979 as Assistant PR Director, was named Director of PR in 1980, and named Vice President of PR in 1988. The Lakewood, OH native was promoted to his current position in 2011. His lone season away from the Tribe was 1987 when he served as PR Director for the Atlanta Braves.

DiBiasio serves as President of Cleveland Indians Charities and is an honorary member of the Executive Board of the Boys & Girls Clubs of Cleveland. He also serves on the Athletic Advisory Board of Notre Dame College (OH), and is a member of the Board of Directors for the Cuyahoga County Public Library Foundation, the Bob Feller Act of Valor Foundation and

Baseball Heritage Museum at League Park.

Bob is the host of the popular television show "Indians Alumni Roundtable," on *SportsTime Ohio*, as well as "Tribe Tales" – a where-are-they-now segment that airs pre-game every Sunday on the Indians Radio Network. He was the 1999 recipient of the prestigious Robert O. Fishel Award for Public Relations Excellence in Major League Baseball and was also inducted into the Lakewood High School Distinguished Alumni Hall of Fame in 1999. In 1986, DiBiasio was named Public Relations Director to *Sports Illustrated's* Dream Team.

DiBiasio graduated from Lakewood High School in 1973. He earned degrees in journalism and education from Ohio Wesleyan University in 1977. While at Ohio Wesleyan, Bob was sports editor of the school paper "*The Transcript*"; the student Sports Information Director; and did color on OWU football and basketball broadcasts. DiBiasio also played one year of basketball and two years of baseball at OWU. In 1978 he earned his master's degree in Journalism from The Ohio State University and started a stint as Assistant Sports Editor of the Fremont (OH) News Messenger before joining the Indians.

Bob and his wife, Penny, reside in Solon, Ohio; they have two adult children, daughter, Julie (Matt), and son, Patrick (Liz).



Alex King

Senior Vice President, Marketing & Strategy

Alex King is entering his tenth season with the Cleveland Indians, while the 2020 campaign will mark his eighth leading marketing efforts for the organization.

In his current role, Alex oversees all aspects of Marketing, Service, and Strategy for the business side of the organization. Alex's focus areas are strategic communications, analytics and data-driven decision making, delivering a compelling fan experience, building long term brand equity, and fostering a culture of service excellence.

Prior to joining the Indians, Alex spent more than 10 years in marketing and branding, including each of the last five at Procter & Gamble. Alex received his undergraduate degree in Economics from the University of Dayton where he graduated cum laude and received his

MBA from the University of Chicago with concentrations in Marketing and Finance.

Alex resides in Shaker Heights, Ohio with his wife, Kelly, and their daughters, Mallory and Lauren.



Neil Weiss

Senior Vice President, Chief Information Officer - Information Systems & Ballpark Operations

Neil Weiss begins his eighth season with the Cleveland Indians after joining the organization in March of 2013.

In his current role, Weiss is responsible for all Baseball and Business technologies and is supported by an Information Systems Department consisting of Software/Application Development and Data Architecture, Infrastructure and Operations, Audio/Video Engineering and End User support. In 2018 Weiss was given responsibility for Ballpark Operations, including Safety & Security, Facility Maintenance and Gameday Staff. He is a member of the Business Leadership team and also serves on advisory committees supporting Ticketing,

Capital Projects, People Management and more.

Prior to joining the Indians organization, Neil served as Senior Vice President and Chief Information Officer at Jackson Family Wines in Sonoma, CA. His career for the fourteen years prior to JFW included retail-focused positions at Williams-Sonoma, Smith & Hawken and Gap Inc., as well as management consulting stints at KPMG and Andersen Consulting. Neil graduated in 1992 from the University of Colorado-Boulder with a BA in International Affairs.

Neil resides in Chagrin Falls, Ohio, with his wife Laura and two sons, Cole (Dennison, '23) and Hank (Washington University, '24). Neil also serves as Board Chair for the Positive Coaching Alliance, Cleveland Chapter.



Ted Baugh

Vice President, Corporate Partnerships & Premium Hospitality

Ted Baugh is entering his 12th season with the Cleveland Indians and first as Vice President of Corporate Partnerships and Premium Hospitality. Ted joined the organization prior to the 2009 season as Director of Corporate Partnerships, a role that has evolved over the course of his tenure to include oversight of the Premium Hospitality business (Suites & Premium Seating) in 2016 and the development of new revenue streams through innovation in 2019.

Baugh's team is responsible for generating revenue by cultivating and maintaining loyal relationships that enhance partners' connection to both the Cleveland Indians brand and our community through innovative, measurable, and memorable platforms and services; those include naming rights, entitlements, ballpark digital and static signage, use of Indians logos and trademarks, suites, club spaces, contests and sweepstakes, and properties appearing

on Indians.com, the club's social media platforms and the Cleveland Indians Radio Network.

Ted has over 25 years of radio, television and sports sponsorship sales and management experience in various markets across the Upper Midwest, Great Lakes and Northeast regions. Prior to joining the Indians, he served as National Account Manager for Learfield College Sports, facilitating sports marketing and sponsorship sales to prominent national brands and advertisers on behalf of more than 50 collegiate athletic partners.

Ted is a native Clevelander and proud graduate of both St. Edward High School and Miami University. He and his wife, Kristin, live in Avon Lake, Ohio with their children, Sam and Kate.



Curtis Danburg

Vice President, Communications & Community Impact

Curtis Danburg enters his 25th season with the Cleveland Indians in 2020.

In his current role, Curtis oversees Corporate Communications, Baseball Information, Community Impact, Broadcasting, Digital Media, Photography, and Historical Archives. He began his career with the organization, spending three years as an intern in the Indians Media Relations Department before becoming a full-time member of Media Relations in 1998. He transitioned in 2005 to lead Corporate Communications and Digital Media, areas still under his direction. Danburg also spent seven seasons (2005-2011) overseeing Creative Services for the Indians before being promoted to a leadership role with the entire Communications division in 2011. He added Community Impact department oversight and was promoted to Vice President in January 2020. One of his career highlights was serving as All-Star Game

Coordinator for the 2019 All-Star Game in Cleveland.

A native of Mentor, OH, Curtis graduated from Bowling Green State University in 1996, majoring in Sport Management. He volunteered four years in the BGSU Sports Information Department and was co-chair of Sport Management Alliance for two years.

Curtis currently serves as a Board Member for Cleveland Indians Charities, Ohio Guidestone, Press Club of Cleveland, and Baseball Heritage Museum.

Curtis and his wife, Danielle, reside in Fairview Park, Ohio with their two children, Tyler and Hannah.



Rich Dorffer

Vice President, Finance & Chief Financial Officer

Rich Dorffer is entering his 21st season with the Cleveland Indians and second as Vice President, Finance & Chief Financial Officer for the organization. Rich began his career with the Indians in May 1999 as the Manager of Corporate Reporting, Development & External Reporting and spent five years from 2013-17 as Senior Director, Planning, Analysis & Reporting before being promoted to Vice President, Finance.

As Vice President, Finance & CFO, Rich is responsible for overseeing and directing all financial-related matters of the Cleveland Indians in order to fulfill the Finance Department's mission statement, as well as the Company's Strategic Priorities, Organizational Purpose and Mission Statement. Additional responsibilities include fostering an environment where measurement and accountability are valued, providing business intelligence tools that allow staff to work smarter and more effectively in the pursuit of their respective departmental goals, as well as to improve overall franchise value. Rich is also the main liaison with Major League Baseball in regards to all financial reporting matters, administering the league-wide MLB Insurance program and overseeing workers' compensation for the organization.

Prior to joining the Indians, Rich was employed in the audit and assurance services group of PricewaterhouseCoopers, LLP from 1994-1999. A native of Northeast Ohio, Rich attended Dalton High School where his parents, Richard and Margaret, continue to live. The 1994 graduate of John Carroll University (BSBA in Accountancy) resides in Green, Ohio with his wife, Lana, her son, Jakob, and his three children, Alaina, Lacimarie and Luke.



Jim Folk

Vice President, Ballpark Operations

Jim Folk enters his 39th season in Major League Baseball and his 29th with the Cleveland Indians. Folk joined the organization in June of 1992 as Director of Ballpark Operations and was elevated to Vice President of Ballpark Operations in November of 2001.

In his role, Jim is responsible for all activities at Progressive Field - including ushering, security and police, guest services, maintenance, custodial, playing field, and parking – as well as the Club's Arizona operations. He works with Gateway on lease and management issues and with the city of Cleveland on the staffing of the public safety crews around Progressive Field. Jim was heavily involved in the design and construction activities of the ballpark and oversaw the 1993 final series at Cleveland Stadium and 1994 opening at then-Jacobs Field.

The Naperville, Illinois native's career in baseball began with the Chicago White Sox in 1979. He worked for the Sox for 10 seasons, spending five from 1984-88 as the Assistant Director of Ballpark Operations. Prior to joining the Indians he was the Director of Operations of the Florida Suncoast Dome (now Tropicana Field) from 1989-92 where he was involved in the construction and opening of the dome in 1990.

Jim, who earned a degree from Loyola University of Chicago in 1984, is a member of the International Association of Venue Managers, National Fire Protection Association, Stadium Managers Association, and sits on several advisory committees to Major League Baseball's Security & Facility Management Department. He serves on the Board of Directors of the Congregation of Saint Joseph Ministries, the Historic Gateway Neighborhood Corporation Board of Trustees and the Downtown Cleveland Alliance Board of Directors, as well as an advisor to the Stadium Managers Association Board of Directors.

Jim and his wife, Sue, reside in Westlake, Ohio and have two daughters, Kelly and Erin.



Sara Lehrke

Vice President, Human Resources & Chief Diversity Officer

Sara Lehrke is currently in her 36th season with the Indians organization, her tenth as Vice President of Human Resources and Chief Diversity Officer.

Lehrke began her career with the Indians in 1985 as Administrative Assistant to the Vice President of Business. She has also worked in Ballpark Operations, Personnel and Benefits and was responsible for the creation of the Customer Service department for the Club.

As Vice President, Human Resources and Chief Diversity Officer, Lehrke is responsible for all aspects of employee recruitment, training, development and compensation for the organization. Her responsibilities include the coordination, delivery and compliance of all employee benefits, compensation and employee development. She also assists in the

negotiations with various labor unions representing the employees of the Cleveland Indians. Sara's leadership role as Chief Diversity Officer led to the development and execution of an exemplary Diversity Plan that formed the foundation for more diverse business partnerships with the club, while celebrating the many different cultures of our team at Progressive Field.

Lehrke's determination and the company's investment in its employees have resulted in the club being honored as **Northcoast 99 Award** recipients in nine of the last 11 years (2009, 2011-13, 2015-19). From 2009-14, the Indians organization was recognized as Best in Class for Workforce Diversity by the Commission on Economic Inclusion four times, as well as being named to the Commission 50 for advancing inclusion and achieving results. The Cleveland Museum of Natural History has recognized the club as part of their Wellness @ Work Awards, placing third in 2009 and first in 2010.

In May of 2018, Sara was recognized by Women In Sports and Entertainment as the WISE Women of Inspiration Recipient. In 2004, Sara was recognized by the YWCA as a "Woman of Excellence" Award winner. She is a 2007 Alumni of LeadDIVERSITY sponsored by The Diversity Center of Greater Cleveland and is a graduate of Leadership Cleveland's Class of 2012. Lehrke also serves on the Board of Directors for The Diversity Center of Northeast Ohio.

A native of Lakewood, Ohio, Lehrke currently resides in downtown Cleveland with her husband, Dale. Her daughter, Jessy, teaches first grade in the Cleveland area, while her son, Ben, works in Winston-Salem, NC.



Tim Salcer

Vice President, Sales & Service

Tim enters his sixth season with the Cleveland Indians after being named Vice President of Sales and Service in January 2017. In his present role, Tim is responsible for overseeing Season Tickets, Group Tickets, Corporate Partnerships, Premium Hospitality Suite Sales as well as Sales Service, Fan Services and Ticket Operations.

Salcer joined the Tribe in October 2014 as Senior Director of Ticket Sales & Service following a 14-year career with Chattem Inc. (National Consumer Product Goods Company) where he worked with top accounts including Walmart and Walgreens. Tim is a 2000 Graduate of John Carroll University and graduate of Notre Dame Cathedral Latin High School (Chardon) as well St. Paschal Baylon Grade School (Highland Heights). He coached high school and youth sports for 20 years including NDCL, Mentor Youth Football League and St. Paschal Baylon.

Tim and his wife Kim reside in Highland Heights, Ohio. Tim's parents, Roland and Jane, have lived in Lyndhurst for over 40 years. His late father was Captain of the Cleveland Heights Police Department, where he was the longest serving policeman in the history of the state of Ohio and second longest in the nation with 60 years on the job following his service in the tank corp during WWII.



Kurt Schloss

Vice President, Concessions

Kurt Schloss is entering his 16th season with the Cleveland Indians and eighth as Vice President, Concessions. Schloss maintains oversight of all Merchandising, Corporate Purchasing, and Non-Gameday Events, as well as the organization's Food and Beverage business.

A retail and wholesale veteran of more than 17 years prior to joining the Indians, Kurt came to the club in August 2004 as the Director of Merchandising, overseeing all aspects of the Mall Store, Ballpark and Spring Training retail businesses. He held that position for two seasons before being elevated to Senior Director and taking on Corporate Purchasing for the team.

As Vice President, Concessions, Kurt is responsible for overseeing the development and implementation of the appropriate business plans while ensuring a focus on achieving organizational guiding commitments, strategic priorities and organizational financial objectives and strategies.

A native of the Akron area, Kurt attended Walsh Jesuit High School and is a graduate of Ohio State University with a BA in Organizational Communication. He resides in Bath, Ohio with his wife, Linda, and their three boys, Jack, Robert and Michael.



Nicole Schmidt

Vice President, Brand, Strategy & Analytics

Nicole Schmidt is in her seventh season with the Cleveland Indians organization.

In her current role, Nicole oversees the organization's efforts in brand marketing, strategic planning, innovation and business analytics. Her responsibilities include the annual brand campaign, media and promotion planning, market research and partnering to deliver data-driven analysis and project management to key business challenges across the organization.

Prior to joining the Indians, Nicole worked in strategy consulting at Monitor Group in Chicago. She received her undergraduate degree in Marketing and Finance from the University of Iowa and an MBA from Northwestern University.



Joe Znidarsic

Vice President, General Counsel

Joe Znidarsic is in his 17th season as the club's Vice President, General Counsel. As the Indians senior legal counsel, Joe provides guidance and advice on all legal matters affecting the Indians, including contracts, regulatory matters, litigation and business planning.

Joe served as primary legal counsel for the Lawrence Dolan family in the acquisition of the Cleveland Indians franchise in 2000 and remained as the Indians' outside legal counsel until 2003 when he was promoted to his current position as chief legal counsel for the club. Joe played a significant role in the planning and creation of **SportsTime Ohio**, the Dolan family-owned regional sports network, which commenced business in 2006 as the principal provider of Cleveland Indians baseball video programming. Joe also served as general counsel for **SportsTime Ohio** until December 2012 when the network was acquired by Fox Sports. More recently, he counseled Club ownership on its successful efforts to bring John Sherman into the Indians ownership group. Znidarsic remains a partner in the law firm of Thrasher, Dinsmore & Dolan, which he joined in 1977. Joe has developed significant experience counseling business clients in the areas of mergers, acquisition, governance, finance, income tax and estate planning and continues to provide services in those areas to the firm's clients today.

A native of the Cleveland area, Joe attended St. Joseph High School (now Villa Angela-St. Joseph), graduating from Bowling Green State University in 1973 and Case Western Reserve University Law School in 1976. Joe and his wife, Jill Ledin, live in Lake County. Joe serves as an active participant in many charities, local boards and business groups.



Paul Dolan hoists the 2016 American League Championship trophy on Oct. 19, 2016 at Rogers Centre in Toronto following Cleveland's ALCS Game 5 victory over the Blue Jays, which sent the Indians to the World Series

BASEBALL OPERATIONS



Mike Chernoff

General Manager

Mike Chernoff enters his 17th season with the Cleveland Indians organization in 2020 and his fifth since being named as the 16th General Manager in team history on Oct. 6, 2015. He spent the previous five seasons as the club's Assistant General Manager after being elevated to the position in October 2010.

Chernoff was previously the Tribe's Director of Baseball Operations over four seasons from 2007-10 after spending the 2005-06 campaigns as the Assistant Director of Baseball Operations. His tenure with the organization started in June 2003 when he began an internship in Baseball Operations.

As General Manager, Mike works with President of Baseball Operations Chris Antonetti to lead all aspects of the club's baseball operations, including Major League operations, scouting and player acquisitions, player development and performance, research and development, and contract negotiations. Chernoff has helped lead a variety of strategic moves and organizational development initiatives that have impacted the Indians current Major League team and organizational culture, including the hiring of Terry Francona and numerous player acquisitions, multi-year contract negotiations, and scouting and development initiatives.

Mike played four years of varsity baseball as a middle infielder at Princeton University and served as captain of the team as a senior. He earned a degree in Economics with a certificate in finance from the Ivy League institution in June 2003.

Mike and his wife, Sarah, reside in Beachwood, Ohio with their sons, Brody and Owen, and daughter, Arielle. His father, Mark, is the Vice President of Programming at WFAN in New York City.

GENERAL MANAGERS OF THE CLEVELAND INDIANS

1903-27..... Ernest S. Barnard	1957-61 Frank Lane	Sept. 18, 1991 - Oct. 31, 2001 John Hart
1916-17..... Bob McRoy	1961-73 Gabe Paul	Nov. 1, 2001 - Oct. 3, 2010 Mark Shapiro
1927-35..... Billy Evans	1973-85..... Phil Seghi	Oct. 4, 2010 - Oct. 5, 2015 Chris Antonetti
1935-41..... C.C. Slapnicka	Mar. 8, 1985 - Dec. 18, 1987 Joe Klein	Oct. 6, 2015 - present Mike Chernoff
1941-46..... Roger Peckinpaugh	Nov. 2, 1987 - Sept. 18, 1991 Hank Peters	
1946-49..... Bill Veeck		
1950 -57 Hank Greenberg		



Carter Hawkins

Assistant General Manager

Carter Hawkins begins his 13th season with the Indians and fourth since being appointed Assistant General Manager in November of 2016. Carter began his tenure with the Indians in 2008 as the Advance Scouting Intern and progressed into a full-time role in Professional Scouting in 2009. In 2010, Carter became Assistant Director of Player Development, a role he filled for four seasons before moving into the role of Director of Player Development for the 2015 season.

Carter, along with fellow Assistant General Manager Matt Forman, assists Chris Antonetti and Mike Chernoff in all aspects of baseball operations, including player and staff procurement and development, negotiations, rules and administration, and player personnel decisions at the Major and Minor League levels. Additionally in his role, Hawkins oversees the Indians Player Development Department, ensuring that the values and vision of the department align with those of the organization on the whole.

Carter graduated magna cum laude from Vanderbilt University in 2007 with a degree in Human and Organizational Development and was a four-year letter winner as a catcher for the Commodore baseball team. Carter and his wife, Lindsay, live in Rocky River, Ohio with their twins, Henry and Ivy.



Matt Forman

Assistant General Manager

Matt Forman enters his eighth season with the Cleveland Indians and fourth since being named Assistant General Manager in November 2016. Prior to his promotion, Forman filled a number of roles within the club's Baseball Operations department.

In his role as Assistant GM, Forman assists Chris Antonetti and Mike Chernoff in all facets of Baseball Operations, including contract negotiations and arbitration, rules administration and interpretation, process implementation and innovation, and player personnel decisions at the Major and Minor League levels. Forman also oversees the organization's scouting departments (Amateur, Professional and International Scouting) and player acquisition processes in those areas.

Forman's tenure with the Tribe began in January 2013. Prior to joining the Indians, Forman wrote for **Baseball America**. He graduated in June 2011 from Northwestern University, where he earned degrees in Journalism and American History. Originally from Philadelphia, Forman resides in Rocky River, Ohio with his wife, JoHanna.



Sky Andrecheck

Assistant General Manager

Sky Andrecheck enters his 11th season with the Indians organization and first after being named Assistant General Manager prior to the 2020 season. He was elevated to Vice President of Baseball Research and Development in 2019 after serving the previous three seasons (2016-18) as the club's Senior Director of Research and Development. Andrecheck's tenure with Cleveland began in May 2010 when he was hired as a Baseball Analyst to enhance the club's quantitative efforts in a wide variety of areas.

In his role, Sky assumes responsibility for the club's analytical systems across Baseball Operations, leading the club's analysts and data scientists, while bringing advanced quantitative and analytical research to the organization. He continues to serve as a resource

for personnel and strategy decisions throughout Baseball Operations, including both Pro and Amateur Scouting, Player Development and Major League Advance Scouting.

A Chicago-area native, Andrecheck holds both a bachelor's and a master's degree in Statistics from the University of Illinois. Before joining the Indians, he worked as a statistician at Mathematica Policy Research in Washington, DC. Sky also wrote for several online baseball outlets, including **Baseball Analysts** and **SI.com**. He and his wife, Sarah, reside in Shaker Heights, Ohio with their daughter, Adeline.



Eric Binder

Vice President, Baseball Operations

Eric Binder begins his eighth season with the Indians and second as Vice President of Baseball Operations. Binder began his tenure with Cleveland in 2013 as the Advance Scouting Intern, progressing into a full-time role in Player Development the following year. In 2017, Binder transitioned into Baseball Operations serving as the director of the department the past two seasons.

As Vice President, Baseball Operations, Eric leads the Baseball Operations group in support of Cleveland's Major League staff, Player Development staff, and Scouting departments. His leadership in implementation of process and analysis focuses day-to-day with the Major League coaching staff and Performance areas, while additionally leading the development

and implementation of pitching philosophies and programs throughout the organization.

Eric joined the Indians after a two-year Minor League pitching career from 2012-13, most notably with the St. Louis Cardinals organization. He grew up in Burr Ridge, IL and attended Northwestern University, later graduating from Trinity University in 2010 with a degree in Economics. He resides in downtown Cleveland.



Paul Gillispie

Vice President, International Scouting

Paul Gillispie begins his 14th season with the Indians organization and first since being elevated to Vice President of International Scouting. He spent the previous three seasons (2017-19) as Senior Director of International Scouting. In his present role, Gillispie oversees all aspects of International Scouting, including both Latin America and the Pacific Rim, while leading the evaluation, information-gathering and process implementation efforts for the acquisition of international, amateur and professional players.

Gillispie spent two years (2015-16) as the club's Director of Pro Scouting after serving for six years as Assistant Director of Scouting from 2009-14. Paul's tenure with the Indians started in November 2006 when he began an internship in Baseball Operations and he later went

on to become an Area Scout for Georgia, South Carolina and Northern Florida.

Paul graduated from the University of Virginia with a degree in American Politics. He played for the Cavaliers baseball team and was team captain for the 2003-04 season. He is a member of the Buck O'Neil Professional Scouts and Coaches Association. Originally from Danville, VA, Paul resides in downtown Cleveland.



Brad Grant

Vice President, Baseball Operations - Strategy & Administration

Brad Grant is the Vice President of Baseball Operations – Strategy & Administration for the Cleveland Indians. In his role, Brad assists the Baseball Operations department in all initiatives, including the coordination of capital projects and strategy in the areas of resource prioritization and allocation.

A 30-year veteran with the Indians, Brad spent 2007-2017 as the Director of Amateur Scouting where he managed all elements of Cleveland's selection process during the MLB Drafts. During Brad's tenure as Director, he was instrumental in strengthening the club's farm system and making key selections that have played a significant role in Cleveland's success at the big league level. He was part of a team responsible for the development and application of an

evidence-based player selection process that sought to reduce bias and emotion in a highly advocacy-based environment.

Brad continues to assist in the club's scouting and player acquisition areas (amateur, international and pro scouting) and now serves as a bridge between baseball and business operations.

Brad resides in Rocky River, Ohio with his wife, Kate, who is a Vice President at WME|IMG. They have a daughter, Margaret, and a son, Will. His father, Ron Grant, recently retired from University School where he served as the Director of Physical Education and Athletic Director for over 40 years.



James Harris

Vice President, Player Development

James Harris begins his fourth season with the Indians and first as Vice President of Player Development after joining the organization as Director of Player Development in December of 2016.

In his current role, Harris oversees all aspects of the Indians farm system, including the organization's six minor league affiliates and two Dominican Summer League teams. Harris leads the continued improvement and implementation of Player Development philosophies, programs and systems, while directing staffing and personnel decisions for the department. It is the goal of the Indians Player Development System to fully develop the whole athlete, while providing each player and staff member with practical development tools and resources.

Prior to joining the Indians, James was a Special Assistant to Baseball Operations with the Pittsburgh Pirates and spent time as Chief of Staff for the Philadelphia Eagles and the University of Oregon. During his 22-year career in sports, he has also spent time with the University of Nebraska, Arizona State University, San Francisco 49ers and Athletes' Performance (EXOS).

James graduated from the University of Nebraska in 2000 with a degree in Human Resources and Family Sciences, has a master's degree in Nutrition and Exercise Science from Nebraska, is a Registered Dietitian (RD), and studied Leadership at the University of Oregon.

A Los Angeles area native, James and his wife, Kimberly, have two daughters, Kamryn and Keliah.



Jay Hennessey

Vice President, Baseball Learning & Development

Jay Hennessey is entering his third season with the Cleveland Indians as Vice President of Learning and Development for Baseball Operations, a role introduced to the organization in 2018. In this capacity, Hennessey serves as a resource for leaders at all levels to continuously improve through leadership development and learning management initiatives.

Prior to joining the Indians, Jay served 25 years in the United States Navy. He finished his career serving as the Commander of a Navy Training Center of Excellence in San Diego CA, before retiring as a Captain.

A Connecticut native, Hennessey earned a Bachelor of Arts degree from Villanova University, a Master's of Business and Administration from San Diego State University and

was a distinguished graduate of the U.S. Naval War College, earning a Master of Arts degree in National Security and Strategic Studies.

Jay and his wife, Jessica, reside in Westlake, Ohio with their four children.



Victor Wang

Vice President, Player Acquisitions

Victor Wang enters his 12th season with the Indians and first since being named Vice President of Player Acquisitions. In his current role, Victor oversees all phases of the organization's professional scouting efforts, manages the Professional Scouting Staff, provides player evaluations, and fulfills a variety of other responsibilities within the Baseball Operations Department.

Victor previously served in Pro Scouting roles as Assistant Director from 2013-16 and as Director from 2017-19. He joined the Cleveland organization in a full-time capacity in June 2012 as a Baseball Operations Assistant after spending the previous three summers as a Baseball Operations & Analytics Intern. Prior to joining the Indians, Victor wrote for the

Hardball Times.

Victor grew up in Bloomington, Minnesota and later graduated from Northwestern University in June 2012 with a BA in Economics. He currently resides in downtown Cleveland.



Wendy Hoppel

Director, Baseball Administration

Wendy Hoppel begins her 37th season in the Indians Baseball Operations department and her 20th season as the club's Director of Baseball Administration.

As Director of Baseball Administration, Wendy oversees all facets of the organization's administrative support, concentrating in the areas of Minor League player contracts and financial administration. Specifically, she manages the budgets for the Major League club and the Tribe's Player Development System, as well as the contract tenders/payroll of the minor league domestic and foreign players. In addition, she coordinates all of the travel and living arrangements among the seven minor league clubs and the organization's 200+ minor league players during spring training and the regular season; processes the working visas

for the club's foreign-born players; and coordinates and administers the Major League Baseball College Scholarship plan for former and current Cleveland Indians players.

Wendy's tenure with the club began in June of 1984 when she was hired as an assistant to the Farm & Scouting Director. Hoppel earned a degree in Applied Business from Bowling Green State University after graduating from Bowling Green Senior High School.

Wendy resides in Lakewood, Ohio with her daughter, Grace.



Keith Woolner

Principal Data Scientist, Baseball Analytics

Keith Woolner enters his 14th season in Baseball Analytics with Cleveland, having joined the Indians organization in 2007. In his role, he drives innovative research to improve the organization's in-game strategy, player forecasting and acquisition decisions through the use of technology, data management, machine learning and statistical analysis.

Prior to joining the Indians, Keith was Director of Research & Development at **Baseball Prospectus** for 10 years. He has co-authored 10 books, including several editions of the **Baseball Prospectus** annual and the award-winning *Baseball Between The Numbers*. Keith is the inventor of VORP (Value Over Replacement Player), a well-known sabermetric statistic. He worked in the software industry for 15 years before joining the Indians, including

stints at Oracle and SAS Institute.

He holds dual bachelor's degrees in Mathematics with Computer Science and Management Science from the Massachusetts Institute of Technology (M.I.T.), and a master's degree in Management Science & Engineering from Stanford University.



John Mirabelli

Senior Director, Scouting Operations

John Mirabelli begins his 21st season in charge of the club's Scouting Operations Department. He served as Assistant General Manager from 2002-10 after joining the organization in 2000 as the Indians Director of Scouting.

Mirabelli, 59, plays a substantial role in the procurement of amateur and professional talent, both in the United States and abroad. John oversees and manages the scouting and acquisition efforts in the domestic and international markets for the club. The club continues to operate heavily in Latin America and the Pacific Rim. Additionally, he assists President of Baseball Operations Chris Antonetti in all player acquisitions relative to the 40-man roster and minor league system. He continues to assist with the First-Year Player Draft, which has

resulted in a number of highly-regarded classes (named best MLB Draft in 2010 & 2014 by **Baseball America**). Mirabelli was inducted into the Professional Baseball Scouts Hall of Fame by the St. Paul Saints in August of 2013.

The Pittsburgh, PA native spent the 1998-99 seasons as the National Crosschecker in the Detroit Tigers Scouting Department. Prior to his stint as crosschecker he spent the 1997 season as the South East Supervisor for the Tigers and before that was an Area Scout with Detroit from 1990-96. Detroit's 1997 & '98 first round picks (RHP Matt Anderson & RHP Jeff Weaver) each made it to the big leagues during their first professional seasons and in 1997 he signed the Tigers' 6th round pick, RHP Brian Moehler. He was named Detroit's Scout of the Year in 1996 and in 1997 the Tigers were named Organization of the Year by **Baseball America**.

John played his collegiate ball at North Carolina State University and played professionally in Italy for two seasons in 1983-84 before returning to his alma mater, spending six seasons from 1985-90 as the Pitching Coach/Recruiting Coordinator with the Wolfpack before becoming an area scout with the Tigers after the 1990 draft. While at North Carolina State, John received a bachelor's degree in Business Management.

He and his wife, Mirella, have two children, Tina and Tommy. Tommy was selected by Pittsburgh in the 24th round of the 2012 First-Year Player Draft out of St. Edward High School, but instead accepted an offer to play at the University of Kansas.



Scott Barnsby

Director, Amateur Scouting

Scott Barnsby begins his 21st season as a member of the Indians organization and third as Director of Amateur Scouting after spending each of the previous three years as Assistant Scouting Director under Brad Grant.

Barnsby came to Cleveland in 2000 and assisted with advance scouting operations for two years before serving as an Area Scout in Kentucky, Tennessee and Mississippi from 2002-06. From 2007-11, he operated as the club's Regional Crosschecker in the midwest and southeast territories before advancing to National Crosschecker from 2012-14.

A native of Torrington, Connecticut, Barnsby was selected by the Los Angeles Dodgers in the 1998 June draft out of the University of Massachusetts-Amherst. The right-hander tossed a no-hitter for the Minutemen in the 1998 Baseball Beanpot game played at Boston's Fenway Park, a 1-0 victory over Harvard. Scott currently resides in Huntsville, Alabama with his wife, Kristen, and their sons, Andrew and Matthew.



Josh Gibson

Director, Learning & Development

Josh Gibson enters his third season as a member of the Cleveland Indians organization in 2020. In his role as Director of Learning and Development, Josh focuses on researching, developing, and implementing initiatives consistent with the strategy of baseball operations, while serving as a resource for staff members across the organization to support their development.

Prior to joining the Indians, Josh served as a team development consultant in both professional baseball and college football. Most recently, Josh worked for three seasons with the Philadelphia Eagles, functioning as the Director of Team Development and Assistant Chief of Staff. Before moving to Philadelphia, Josh spent six years with the University of Oregon football program where he focused on recruiting, operations and player development.

A San Francisco Bay Area native, Josh earned his Business degree from the University of Oregon. Josh is currently finishing a master's degree in Organizational Dynamics from the University of Pennsylvania. Josh lives in Rocky River, Ohio with his wife, Holly, and son, Torrey.



Alex Merberg

Director, Baseball Operations

Alex Merberg begins his sixth season with the Indians and second as Director of Baseball Operations after spending the previous two campaigns as Assistant Director of Baseball Operations. Alex began his tenure with the Indians in 2015 as a Baseball Operations & Analytics intern and progressed into a full-time role in Baseball Operations in 2016.

In his current role, Merberg joins Eric Binder in leading the internal Baseball Operations group and supporting the day-to-day functions of the department. Alex collaborates closely with Player Development, Pro Scouting, Research and Development, and Performance Services with a focus on player analysis, process innovation and refining organizational philosophies. In addition, he supports Major League Operations, in particular overseeing the Advance Scouting process.

Alex graduated in 2015 from Tufts University, from which he earned a degree in Economics. He is from Weston, Connecticut, and resides in downtown Cleveland.



Alex Eckelman

Director, Hitting Development

Alex Eckelman begins his 11th season with the Indians and his first as Director of Hitting Development after spending the previous four years in the role of Assistant Director of Player Development. Eckelman originally joined the Indians organization in 2010 as an Advance Scouting Intern and transitioned into the role of Assistant Director, Pro Scouting in 2011, handling analysis and Major League advance reports on upcoming opponents while also assisting with oversight of the club's Pro Scouting operations.

In his current role, Alex assists with the leadership of the club's Hitting Development staff and the design and creation of programs, policies and curriculums implemented throughout Cleveland's system. He also oversees the hitting aspects of player plan origination for position

players in collaboration with coaches, coordinators and other front office staff members.

Alex, 45, played professional baseball for nine years from 1997-2005 in the Houston and St. Louis organizations including parts of three seasons at the Triple-A level. Following his playing career, he coached in the Astros system in 2007. Alex graduated from The Ohio State University, where he played varsity baseball from 1994-97 and was elected to the Varsity "O" Hall of Fame in 2006 in a class that included Eddie George. He concluded his minor league career with a batting average of .274 (706-2578) in 804 games.

Alex resides in Broadview Heights, Ohio and has two children, Mason and Samantha.



Andrew Bahnert

Assistant Director, Player Development

Andrew Bahnert begins his second season with the Indians as an Assistant Director of Player Development after joining the organization in April of 2019. He is responsible for guiding process implementation and protocols for high-performance domains across the Indians Player Development System, including sport science, nutrition, mental performance, strength and conditioning, and medical services.

Prior to coming to Cleveland, Bahnert spent a decade (2009-19) working for the Australian Football League in sport science, and strength and conditioning. He began with two seasons on staff for the Adelaide Crows FC as a Training Services Assistant and Physical Performance Analyst before moving to the Greater Western Sydney Giants FC where he served as a

Performance and Conditioning Analyst, and a Senior Athletic Performance Specialist for parts of eight seasons.

Andrew was raised in Adelaide and attended the University of South Australia, graduating with a Bachelor of Applied Science (Human Movement & Health Studies) in 2008 and an Honours degree in Exercise Physiology in 2009. He currently resides in Cleveland.



Cody Buckel

Assistant Director, Player Development

Cody Buckel [*byu-KELL*] begins his second season with the Indians and first as Assistant Director of Player Development after being named to the position in January of 2020. In his present role, Buckel helps drive the integration of pitching technology and data collection with individual goal creation processes and developmental action plans across the Indians Player Development System.

Prior to joining the Indians, Cody spent the 2018 season with the Seattle Mariners as an Organizational Pitching Coach following retirement from his playing career.

Cody grew up in Simi Valley, California and was drafted by the Texas Rangers in the second round of the 2010 June draft out of Royal High School. The right-handed pitcher went on to go 24-31 with a 4.03 ERA (393.0 IP, 315 H, 199R/176ER, 425 SO) across 131 games/61 starts and eight minor league seasons for Texas (2010-16) and Los Angeles-AL (2017). Buckel also made 12 appearances for Melbourne in the Australian Baseball League during the 2014 campaign.

Cody currently resides in Scottsdale, Arizona.



Rob Cerfolio

Assistant Director, Player Development

Rob Cerfolio begins his sixth season with the Indians and first as an Assistant Director of Player Development. Cerfolio spent the previous four seasons as an Assistant in both Amateur Scouting (2016-18) and Player Development (2019), while his career with Cleveland began as an intern in Baseball Operations and Player Development during the 2015 campaign.

In his present capacity, Rob supports the continued improvement and implementation of Player Development philosophies, programs and systems, while also helping to drive day-to-day implementation of process and analysis for the Minor League coaching staff and Performance areas.

A native of Birmingham, Alabama, Rob graduated from Yale University in 2014 with a Bachelor of Arts in Medicine. He played three seasons on the Bulldogs varsity baseball team and was selected by the Los Angeles Dodgers in the 33rd round of the 2013 June draft. He currently resides in downtown Cleveland.



Richard Conway

Assistant Director, International Scouting

Richard Conway enters his fifth season with the Cleveland Indians and second since being named as an Assistant Director of International Scouting. In his present role, Richard's responsibilities include coordinating the department's process implementation and information-gathering efforts. He originally joined the organization as an intern in December of 2015, later advancing to Assistant and Coordinator roles within International Operations in 2017 and 2018, respectively.

Conway's career has included work with the Dominican Prospect League in parts of both 2012 and 2015, as well as a video and player development internship at the New York Yankees Dominican academy in 2013.

The Toronto native graduated from the University of Calgary in May of 2012 with a B.S. in Biochemistry, spending the subsequent summer working in the lab at Boston's Beth Israel Deaconess Medical Center. He then went on to earn his MBA/MS in Sport Management from the University of Massachusetts-Amherst in May 2015. Conway currently resides in downtown Cleveland.



Chris Gale

Assistant Director, International Scouting

Chris Gale begins his seventh full season with the Cleveland Indians and second since being elevated to Assistant Director of International Scouting. Gale's responsibilities have an expanded emphasis on International Scouting processes, in addition to staff development and engagement initiatives. Additionally, Chris continues to contribute to the club's Professional and Amateur Scouting efforts with player assessments and advance work. He joined the Indians organization in November of 2013, spending his first three seasons as a Professional Scout. After adding International Scouting responsibilities during the 2016 campaign, Gale served as an International Crosschecker from 2017-18.

Gale spent five years with the Baltimore Orioles organization, beginning as a Baseball Operations intern in 2009 before serving as an area scout for four years from 2010-13.

A right-handed pitcher, Chris was originally drafted out of high school by the Pittsburgh Pirates in the 30th round of the 2000 June draft, but did not sign. The Durham, New Hampshire product went on to play four years at the University of Virginia, graduating in 2004 with a degree in Anthropology, before playing four more years of independent league baseball. His father, Rich, spent nine years in the Majors as a player and coach. Chris and his wife, Ally, reside in Cleveland.



Nate Freiman

Assistant Director, Baseball Operations

Nate Freiman begins his second season with the Indians and first as Assistant Director of Baseball Operations after joining the organization as a Baseball Operations Assistant in January of 2019. Freiman supports Eric Binder and Alex Merberg with a variety of day-to-day Baseball Operations responsibilities, while collaborating closely on projects with Player Development, Scouting, Research and Development, and Performance Services.

Prior to joining Cleveland's front office, Nate played in nine professional seasons from 2009-17 with the San Diego, Oakland, Boston and Washington organizations, in addition to time spent with the Atlantic and Mexican Leagues, after being selected by the Padres in the eighth round of the 2009 June draft. The first baseman combined to appear in 116 Major

League games for the Athletics during the 2013-14 campaigns.

Freiman, who grew up in the Boston area, was originally selected by the Texas Rangers in the 28th round of the 2008 June draft, but returned to Duke University to complete his degree in 2009. Nate and his wife, Amanda, reside in Phoenix, Arizona with sons, Will and Charlie, and daughter, Ella.



Sam Giller

Assistant Director, Baseball Operations

Sam Giller begins his fourth full season with the Cleveland Indians and second since being named Assistant Director of Baseball Operations. In his current capacity, Sam maintains leadership responsibilities of the club's internal Baseball Operations group, including the department's Fellowship program. He also provides support in the areas of arbitration and player analysis within Baseball Operations.

Giller originally came to Cleveland as a Baseball Operations intern in November of 2016, later becoming a Baseball Operations Assistant prior to the 2018 campaign. His career began with a Baseball Operations internship with the Los Angeles Angels in 2015, followed by a year with Major League Baseball's Labor Relations Department.

Sam graduated in 2010 with a degree in Economics from Kenyon College (Gambier, OH), where he also spent four years as a left-handed pitcher on the baseball team. The New York City native worked for the Charles River Associates consulting firm from 2011-15. He currently resides in downtown Cleveland.



Will Landess

Assistant Director, Baseball Development

Will Landess begins his third season with the Indians in 2020 and first as Assistant Director of Baseball Development after previously working as a Baseball Operations intern during the 2016-17 campaigns. In his present capacity, Landess helps facilitate software development through collaboration with the club's Baseball Information Systems group, while also providing support for Major League contract preparation and salary arbitration processes.

Previously, Will spent parts of five years with Bain & Company in various consulting capacities, in addition to completing an externship with Major League Baseball's Labor Relations Department in 2015.

Will grew up in Dallas, Texas and earned his Bachelor in Commerce from the University of Virginia in 2012; he went on to complete his MBA at Northwestern University in 2017. He currently resides in Bay Village, Ohio with his wife, Leigh.



Clint Longenecker

Assistant Director, Amateur Scouting

Clint Longenecker begins his sixth season with the Indians and third as Assistant Director of Amateur Scouting. Longenecker joined the club in November of 2014 as an Amateur Scouting Assistant before transitioning to a Coordinator role for 2016-17.

In his current capacity, Clint assists Amateur Scouting Director Scott Barnsby with all facets of draft preparation, leading day-to-day operations of the club's scouting personnel with respect to processes and people management. Prior to joining the Indians, Clint spent parts of two years as an Assistant Editor for **Baseball America**, leading that publication's amateur draft coverage.

The Toledo, Ohio native graduated from Palm Beach Atlantic University with a Bachelor of Science in Marketing in 2010 and went on to earn his MBA from Rollins College in 2013. He currently resides in downtown Cleveland.



Dan Budreika

Assistant Director, Pro Scouting

Dan Budreika begins his fourth season with the Indians and first as Assistant Director of Pro Scouting. Budreika joined the Cleveland organization as a pro scout prior to the 2017 campaign and spent three years based out of Phoenix, Arizona. He was elevated to Professional Scouting Coordinator in 2019.

Prior to his tenure with the Indians, Budreika worked with the Miami Marlins for parts of four seasons, starting as a Baseball Operations Video Assistant in 2013 before holding roles as both a Minor League (2014-15) and Major League (15-16) Video Coordinator. Dan's experience also includes Baseball Operations internships with the Milwaukee Brewers and Philadelphia Phillies. Budreika began his career in 2007 as a Ballpark Operations intern with the Washington Nationals and then spent the following season with the club as a Video Scouting intern for High-A Potomac. He has also interned for **Baseball America** and written for **FanGraphs**.

Dan graduated from Duquesne University in 2012 with a Bachelor of Science in Business Administration and went on to participate in the Major League Baseball Scouting Bureau's 2013 Scout Development Program. The Gainesville, Virginia native now resides in Cleveland.



Kevin Tenenbaum

Assistant Director, Baseball Research & Development

Kevin Tenenbaum enters his third season with the Indians organization as the Assistant Director of Baseball Research and Development. In his present role, Kevin supports and assists the Baseball Operations department in advancing knowledge of the game through quantitative data analysis. He also provides recommendations for a variety of Baseball Operations decisions in areas including both Pro and Amateur Scouting, Player Development and Major League Advance Scouting.

After growing up outside Washington D.C., Tenenbaum received a bachelor's degree in Mathematical Sciences from Middlebury (VT) College. He spent three seasons with the Baltimore Orioles before joining the Indians, and he has published his work in the *Hardball Times Baseball Annual* and presented research at the SABR Analytics Conference. Kevin resides in Cleveland.

SPECIAL ASSISTANTS TO BASEBALL OPERATIONS



Steve Lubratic **Special Assistant to President of Baseball Operations/GM**

- Lubratic enters his 19th season with the Indians and sixth as a Special Assistant after spending the previous two years as Director of Pro Scouting
- He joined the Indians after serving as the Assistant General Manager for the Detroit Tigers from 1996-2001
- Lubratic was a NCAA Division II All-American shortstop at the University of California-Riverside in 1977
- Joined the Padres organization in 1985 as a player/coach before managing from 1988-91 in the team's system
- He and his wife, Deborah, reside in Lee, NH; they have two adult children, Brandt and Natalie, and one grandson



Dave Malpass **Special Assistant to President of Baseball Operations/GM**

- Malpass is set to begin his 20th year with the Indians organization and his 28th season in professional baseball
- Spent eight years serving in various roles and capacities for the Montreal Expos before joining Cleveland in 2000
- Played four years of collegiate baseball and graduated from Northwest Nazarene University in Nampa, ID before attending graduate school, and beginning his coaching career at Washington State University
- Resides in Huntington Beach, CA with wife, Terri, and their two children, Brady and Blakely



Don Poplin **Special Assistant to President of Baseball Operations/GM**

- Poplin begins his 28th year in professional baseball and his 19th season with the Indians organization
- Prior to joining the Tribe, Poplin served as an Amateur Scout for Seattle (seven years) and Atlanta (two years)
- He and his wife, Teresa, have two sons, Chase and Alex
- Currently resides in Norwood, NC



Tom Wiedenbauer **Special Assistant to President of Baseball Operations/GM**

- Wiedenbauer enters his 10th season with the Indians and third as a Special Assistant
- Served as organization's Field Coordinator in 2011 and again from 2013-17...joined Major League club in 2012 as first base and baserunning coach
- Prior to joining Cleveland, spent 35 years with Houston Astros organization
- Selected by Houston in 7th round of 1976 draft and had eight-year minor league career
- Resides in Ormond Beach, FL with his wife, Ellen...couple has three children, Christie, Tom Jr. and John



Tim Belcher **Special Assistant to Baseball Operations**

- Belcher enters his 19th season with the Indians and his 17th as a Special Assistant, a role he held from 2002-09 and resumed in 2012
- The Sparta, Ohio native served as the team's Major League Pitching Coach from 2010-11
- Compiled a Major League record of 146-140 with a 4.16 ERA over a 14-year career with seven MLB teams, winning the **Sporting News** N.L. Rookie Pitcher of the Year honors in 1988 with the World Champion LA Dodgers
- All-American pitcher at Mount Vernon (OH) Nazarene University in 1983 prior to being drafted



Travis Hafner **Special Assistant to Baseball Operations**

- Hafner returns for his sixth season as a Special Assistant after a 12-year career in the Majors, 10 of which came with the Tribe
- Originally drafted by Texas in the 31st round in 1996 and was traded to Cleveland at the end of the 2002 season
- Hafner hit .278 overall as a member of the Indians and sits at eighth all-time in franchise history with 200 HR
- All-time franchise leader in home runs and RBI at the DH position...His 110 RBI in 2006 stands as the single-season record for Tribe DH's
- He and his wife, Amy, have three sons



Mike Hargrove **Special Advisor**

- Cleveland Indians Hall of Famer enters his tenth season since rejoining the organization in 2011; was previously a member of the Indians family for 21 seasons (1979-99), parts of nine of those coming as Indians manager
- From 1991-99, went 721-591 (.550) as Tribe skipper, posting 2nd-highest win total in franchise history (Boudreau, 728); led Cleveland to 5 straight A.L. Central titles (1995-99) and 2 A.L. Pennants in 1995 & 1997
- Also served as manager for Baltimore Orioles (2000-03) and Seattle Mariners (2005-07)
- Had 12-year MLB career from 1974-85, earning '74 A.L. Rookie of the Year Award; played for Tribe 1979-85
- Resides in Richfield, Ohio with his wife, Sharon; they have five children and 15 grandchildren



Dr. Charles A. Maher

Senior Advisor to the President & GM, Sport & Performance Psychology

Charlie Maher enters his 25th season with the Cleveland Indians organization. In his capacity, he oversees the mental and emotional development and performance enhancement of all players at the Major and Minor League levels, while also conducting psychological assessments of player prospects for the draft and contributing to the GRIT assessment process. Charlie is Director of the Cleveland Indians Mental Performance Program and is also involved in talent acquisition assessment and professional development of Indians staff in Baseball and Business Operations. Additionally, Charlie is Director of the Employee Assistance Program; coordinates organizational development projects; provides assistance in the continued development and implementation of the player plan system; and conducts special psychological studies.

Charlie is a licensed psychologist and a fellow of many psychological societies, including the Association of Applied Sport Psychology. He holds Diplomate status with the American Board of Administrative Psychology and American Board of Professional Disability Consultants. He is a Certified Mental Performance Consultant of the Association of Applied Sport Psychology and a member of its Certification Council. Dr. Maher has earned several graduate degrees and certifications in psychology, education and business, while authoring books like "The Complete Mental Game of Baseball: Taking Charge of the Process, On and Off the Field" and "Developing and Sustaining Sport Psychology Programs." He is the President of the Professional Baseball Performance Psychology Group, Co-Founder of the Big Sky Professional Sports Group, and sits on the National Advisory Board of the Positive Coaching Alliance.

Before coming to the Indians, Charlie worked for a decade as sport psychologist for the Chicago White Sox and served as sport psychology consultant for the New York Yankees, Detroit Tigers and other teams. Additionally, Charlie has served many years as a sport psychologist for the Cleveland Cavaliers, Cleveland Browns, New York Jets, Rutgers University football and basketball, while also working as a performance consultant for the New York Rangers and Minnesota Wild. He has also consulted with performance institutes and business corporations worldwide, including the IMG Academy. Dr. Maher's practice in sport and performance psychology has included work with athletes and teams in football, tennis, basketball, baseball, boxing, horse racing and other sports.

Charlie also is a Professor Emeritus of Psychology at Rutgers University, where he has been involved with doctoral education, supervision, and research in clinical, school and organizational psychology. He has been editor of two professional journals, serves as Associate Editor of the "Journal of Sport Psychology in Action", sits on the editorial boards of several peer-reviewed scientific journals, and is author of numerous books and scientific publications in sport psychology, management, program planning and evaluation, and special education. He is married with two adult children and three grandchildren.

BEHIND THE SCENES



Mike Seghi, Director of Team Travel

Mike Seghi begins his 47th season as the Tribe's Director of Team Travel. Mike's career with the ball club began in September of 1974 after he graduated from the University of Cincinnati in 1973 with a degree in Education.

Mike coordinates all of the Major League club's travel plans during spring training, the regular season and Postseason. His 47-year run as a club travel director is the longest such tenure in Major League Baseball today.

He served as Traveling Secretary for the Major League Baseball All-Star teams that toured Japan in 1990 & 1992 and was the winner of the Frank Gibbons/Steve Olin Good Guy Award in 1981.

Mike and his wife, Patty, reside in Rocky River, Ohio and have two daughters, Brittany and Michelle. Mike's father, Phil, was the Tribe's General Manager from 1973-85.



Tony Amato, Home Clubhouse & Equipment Manager

Tony Amato begins his 18th season as the Tribe's Home Clubhouse and Equipment Manager.

Amato worked in the home clubhouse as an assistant to the clubhouse manager for 15 seasons from 1988-2002, starting under Cy Buynak in Cleveland Stadium. He got his start with the Tribe by winning the last WWWE/Sun Newspapers BatBoy Essay Contest in 1988 and spent that season as a ball and bat boy. Along with working home games in the Indians clubhouse, Tony taught physical education to developmentally handicapped students at Our Lady of Angels/St. Joseph's for three years from 1999-2002.

The Normandy High School graduate earned a Bachelor's degree in Marketing and a Master's degree in Sports Administration from Cleveland State University in 1997. Tony is long-time fan of the Cleveland Browns, manages a small stable of harness racehorses and resides in Broadview Heights, Ohio with his wife, Jackie.



Willie Jenks, Visiting Clubhouse Manager

Willie Jenks begins his 14th season as the Progressive Field Visiting Clubhouse Manager. In 2008, he was honored as the MLB Visiting Clubhouse Manager of the Year.

Jenks also works in the Home Clubhouse during Spring Training, assisting Tony Amato in Goodyear, AZ prior to heading north to prepare the Visiting Clubhouse. Willie served as a head Equipment Manager in each of the first three World Baseball Classic tournaments for the Netherlands (2006), Team Venezuela (2009) and Team USA (2013).

Jenks, who began working in the Visiting Clubhouse during the 1996 season, is a native of Brecksville, OH and graduated from Holy Name High School and the University of Akron.

Willie resides in Brecksville, Ohio with his wife, Danielle, and their daughter, Hannah.



Brandon Biller, Assistant Home Clubhouse & Equipment Manager

Brandon Biller begins his third season as Assistant Home Clubhouse and Equipment Manager and 11th overall with the Cleveland Indians organization.

Brandon's career with the Indians began in 2010 as an intern for Visiting Clubhouse Manager, Willie Jenks. After spending the 2011 International League campaign with the Columbus Clippers, Cleveland's Triple-A affiliate, Biller joined the Indians home clubhouse staff for the balance of that season and served as a clubhouse attendant under Tony Amato through 2017. Prior to his tenure in Cleveland, Brandon worked closely with the Men's Hockey and Baseball programs at Bowling Green State University.

The Fremont, Ohio native and Fremont Ross High School graduate earned a Bachelor of Science degree in Sport Management with an emphasis on Sports Enterprise from BGSU in 2009. Brandon enjoys spending time outdoors alongside his wife, Kellie, son, Eric, and daughter, Elizabeth, with whom he resides in North Olmsted, Ohio.

BEHIND THE SCENES



Bob Chester, Director, Video Operations

Bob Chester begins his 25th season as Director of Video Operations with the Cleveland Indians organization as he enters his 35th year in professional sports.

Chester and his staff are responsible for providing all aspects of video related services pertaining to player development - specifically, self-scout, advanced scouting analysis, the draft, medical service videos and all minor league affiliate video.

Bob began his career in professional sports as a video director for the Cleveland Browns, producing the Emmy-nominated Browns Insider and Bill Belichick shows. Bob's previous experience includes teaching Electronic News Gathering and Post Production Editing classes at LCCC and managing

local origination programming for TCI. Bob helped pioneer the formulation of the Professional Baseball Video Coordinators Association and was elected by his peers as their President for two consecutive years.

He and his wife, Lynn, reside in Medina, Ohio. They have three children and four granddaughters.



Frank Velotta, Assistant Director, Video Operations

Frank Velotta begins his 26th season with the Cleveland Indians. As Assistant Director of Video Operations, Frank supports the organization with a variety of responsibilities in video, technology and data gathering. He works alongside players, coaches and front office personnel, providing assistance with Major League advance scouting and self-scout analysis. His role also includes providing video and data support to Strength & Conditioning, the Medical Services team, and across the club's Player Development System.

Velotta was an intern for the Baseball Video Operations Dept. in 1995 before becoming a full-time associate in 1996. He graduated from Cleveland State University in 1996 where he earned his Bachelor's degree in Communications, specializing in audio/video production. He has had the privilege of working alongside Director, Bob Chester, for over two decades.

Frank resides in Middleburg Heights, Ohio with his wife, Angel, daughter, Josephine, and son, Frank.



Bart Swain, Director, Baseball Information & Player Relations

Bart Swain begins his 29th season with the Indians and his 26th campaign in his present capacity as the Director of Baseball Information. He serves as the club's primary contact for all baseball PR initiatives, overseeing aspects of media services and player relations, in addition to the production of game day information and baseball research.

The 50-year-old native of Elyria, Ohio first joined the Indians in 1992 and spent the Tribe's final two seasons at Cleveland Stadium as an intern in the Media Relations Department. He joined the Indians in a full-time capacity in 1994 and became the Director of Media Relations the following season. Bart received the 2016 Robert O. Fishel Award for Public Relations Excellence.

Swain graduated from Elyria High School in 1988 and from Ohio University in 1992 with a degree in business. He resides in Rocky River, Ohio with his wife, Carrie, and their three children, Joe, Luke and Livia. His dad, Mike, played basketball and baseball for the Ohio State University from 1966-68. Bart will serve as Indians team captain for VeloSano Bike to Cure for a seventh consecutive year in 2020, having raised nearly \$900,000 during the first six years of the event.



Court Berry-Tripp, Director, Communications & Player Relations

Court Berry-Tripp begins his 14th season in MLB and ninth with the Indians after joining the Communications Dept. in January 2012. In his present role, Court supports the development and implementation of the club's integrated communications strategy across all areas, including both baseball and business communications, as well as broadcasting, social media and digital platforms. Additionally he assists with oversight of player/family relations and the staff's internship program.

Prior to coming to Cleveland, Court spent four seasons with the Texas Rangers Baseball Media Relations Dept. from 2008-11, assisting with the club's World Series appearances in 2010 and 2011. His career started in 2007 as an intern in the Minnesota Twins Baseball Communications Dept., which included a five-week stint at the team's Dominican academy in Boca Chica.

Court graduated from Miami University in 2005 with a business degree and also earned an MBA in Professional Sports Management from San Diego State University in 2007. He grew up in the Detroit suburb of Rochester, Michigan and currently resides in Rocky River, Ohio with his wife, Becca, and their daughters, James and Logan.

TRIBE BROADCASTERS



TOM HAMILTON, the "Voice of the Indians," will enter his 31st season of calling Cleveland Indians baseball games on the radio in 2020. In his 30 seasons since 1990, Hamilton has called all 92 postseason games the Indians have played over that span, including three World Series* (1995, 1997, 2016). His 30-year tenure, along with Rick Manning, is the second-longest in club history next to his former partner, Herb Score (34 years, 1964-97).

Hamilton is joined in the booth by Jim Rosenhaus, providing action and commentary for all 162 regular season games and 15 spring training contests on Newsradio WTAM 1100, 100.7FM WMMS and the Indians Radio Network.

Tom came to the Indians after spending three seasons as a broadcaster for the AAA Columbus Clippers (1987-89), then the top farm club of the New York Yankees. Previously, Tom worked in Milwaukee, Appleton, Watertown and Shell Lake, Wisconsin.

Some of his broadcasting credits include University of Wisconsin football games, University of Colorado basketball games, the Appleton Foxes Minor League baseball games and work for ABC radio. He is a seven-time recipient of the Ohio Sportscaster of the Year Award (1997, 2000, 2001, 2004, 2006, 2013, 2016). *The Press Club of Cleveland* inducted Tom into its Journalism Hall of Fame in November 2015. Tom also called Big Ten Conference basketball on television for 25 years. In honor of his 20th season with the Indians, Tom was given the Cleveland Association of Broadcasters Hall of Fame Award for 2009.

Hamilton is a native of Waterloo, Wisconsin. He resides in Avon Lake, Ohio with his wife, Wendy. The Hamiltons have four children: two boys, Nicholas and Bradley, and two girls, Kelsey and Katie. Both Nick and Brad played baseball for and graduated from Kent State University. Nick is currently a scout for the Kansas City Royals. Kelsey is currently working towards her master's degree from the University of Washington.



2020 marks the 14th season for **JIM ROSENHAUS** as part of the Cleveland Indians radio broadcast team and his ninth teaming with Tom Hamilton on every game broadcast. During his time with the Tribe, Jim has also served as the host of Indians Warm Up and Tribe Talk on the Indians Radio Network. Jim also provides webcasts (Indians.com) for most spring training games not on the Indians Radio Network. For the last eight seasons he has also served as the Indians team correspondent for MLB Network.

Rosenhaus joined the Indians prior to the 2007 season after spending 11 years as the play-by-play voice of then Indians AAA affiliate, the Buffalo Bisons. Jim started his professional baseball broadcasting career with the Tribe's long-time Single A affiliate in Kinston, NC. In addition to his baseball broadcasting work, Rosenhaus spent 11 years as the voice of the University of Buffalo men's basketball team.

In the baseball offseason, Jim has worked various televised events for SportsTime Ohio, including college and high school basketball, OHSAA football state playoffs and college and high school volleyball.

On July 24, 2011, Jim was inducted into the Buffalo Baseball Hall of Fame, along with former Indians catcher, Tony Pena.

Jim resides in Bay Village, Ohio with his wife, Carole, and sons, Nathan and Cole.

2020 INDIANS RADIO NETWORK

Station	City	AM Frequency	Station	City	AM Frequency	Station	City	FM Frequency
WTAM – AM	Cleveland	1100	WMVO – AM	Mount Vernon	1300	WTOH-FM	Columbus	98.9
WAKR – AM	Akron	1590	WLEC – AM	Sandusky	1450	WDLR – FM	Delaware	92.9
WFUN – AM	Ashtabula	970	WSPD – AM	Toledo	1370	WJER – FM	Dover	100.9
WBLL – AM	Bellefontaine	1390	WBTC – AM	Uhrichsville	1540	WFIN-FM	Findley	95.5
WHBC – AM	Canton	1480	WKBN – AM	Youngstown	570	WFOB-FM	Fostoria	105.7
WDLR – AM	Delaware	1550	WRIE – AM	Erie, PA	1260	WWSR – FM	Lima	93.1
WJER – AM	Dover	1450	Station	City	FM Frequency	WMAN – FM	Mansfield	98.3
WEOL – AM	Elyria	930	WMMS- FM	Cleveland	100.7	WJAW – FM	McConnelsville	100.9
WFIN – AM	Findley	1330	WTAM-FM	Cleveland	106.9	WMVO – FM	Mount Vernon	100.9
WFOB – AM	Fostoria	1430	WBNV – FM	Barnesville	93.5	WLKR – FM	Norwalk	95.3
WKSN – AM	Jamestown, NY	1340	WBLL – FM	Bellefontaine	106.9	WLEC-FM	Sandusky	93.5
WMAN – AM	Mansfield	1400	WBNO – FM	Bryan	100.9	WSPD-FM	Toledo	92.9
WMRN – AM	Marion	1490	WQEL – FM	Bucyrus	92.7	WBTC – FM	Uhrichsville	101.9
						WQKT – FM	Wooster	104.5
						WJSA-FM	Erie, PA	96.3

TRIBE BROADCASTERS



Former Tribe center fielder **RICK MANNING** returns for his 31st season as color commentator for Indians baseball telecasts on **SportsTime Ohio** and on **WKYC-TV**. Rick's tenure with the club began in 1990 and his 30-year tenure is the second-longest in franchise history (alongside Tom Hamilton).

"Arch", 65, began his professional baseball career with the Cleveland Indians as the first-round selection (2nd overall) in the 1972 June draft out of LaSalle High School in Niagara Falls, NY. The first 8 1/2 years of his 13-year Major League career were spent in Cleveland (1975-1983), where he won a Gold Glove in 1976 for his fielding prowess. Manning was also selected as the BBWAA "Good Guy" award winner for the 1980 season and caught the final out in Len Barker's 1981 perfect game. He later played with the Milwaukee Brewers from 1983-87 before ending his 13-year career with a career batting mark of .257 (1349-5248) in 1555 games.

Rick and his wife, Sue, reside in Scottsdale, Arizona. He has two children, Kyle and Jessica, and eight grandchildren.



MATT UNDERWOOD begins his 21st season as a broadcaster for the Cleveland Indians, while 2020 will mark his 14th year in the TV booth calling play-by-play with partner Rick Manning. He spent seven seasons (2000-06) as a member of the Tribe radio broadcast team and 13 years as host of **Indians Warm Up**, the pregame show heard on the Cleveland Indians Radio Network.

Matt began his career with local ABC affiliate WEWS-TV5, where he spent 17 years and served as the station's sports director from 1997-1999. Underwood has called play-by-play action for the OHSAA football playoffs as well as NCAA football on **SportsTime Ohio**.

The Ashland, OH native graduated from Baldwin-Wallace College in 1990. He is a member of both the Ashland County Sports Hall of Fame and the Baldwin-Wallace Radio Hall of Fame. In 2013, Underwood received the Alumni Merit Award from B-W and the Distinguished Alumni

Award from Ashland High School. Matt has helped raise money for numerous charitable organizations including Cleveland Indians Charities, Team Focus, Ashland County Cancer Association and The Sophia Underwood Memorial Scholarship.

He currently resides in Avon Lake, Ohio with his wife, Shelley. They have two children, Max and Devan.



ANDRE KNOTT begins his sixth season as a reporter for all Cleveland Indians telecasts on **SportsTime Ohio**.

Knott has contributed to **SportsTime Ohio's** coverage over the past several years in various capacities, from covering high school football and the Cleveland Browns to hosting *Drennan Live*. Previously, he was the **Browns Radio Network** sideline reporter for six years, 2004-10, and has also been seen and heard covering Cleveland sports on WKNR and WEWS and still has a working partnership with Newsradio WTAM 1100. He also records a weekly podcast for *Scene Magazine*.

Andre and his wife, Jennifer, reside in Wadsworth, Ohio with their children, Isabella and AJ. He is a graduate of Akron St. Vincent-St. Mary High School and Kent State University. He was an All-Ohio running back and four-time letter winner in baseball at St Vincent-St. Mary, earning SVSM Hall of Fame induction honors in 2018.

SHARE THE GAME WITH THE NEXT GENERATION GET INVOLVED AT PLAYBALL.org AND FOLLOW @PLAYBALL



2020 Major League Baseball Properties, Inc. All rights reserved. Major League Baseball trademarks and copyrights are proprietary to MLB entities. Visit MLB.com

The Manager and Coaches



Athletic Training	70-71
Coaches (1920-2019)	73
Coaches' Bios	59-69
Larry Doby Youth Fund.....	58
Strength and Conditioning.....	72
Terry Francona bio.....	56-58



TERRY FRANCONA 77

Age: 60, born April 22, 1959 in Aberdeen, South Dakota

Resides: Tucson, AZ

Position: Manager

Bats: Left

Throws: Left

Height: 6-1

Contract Status: Signed thru 2022 (signed two-year extension on 4/3/2019)

MANAGERIAL/COACHING CAREER

SUMMARY: Francona has 19 years of Major League managerial experience, compiling an overall record of 1667-1409 (.542) for Philadelphia (1997-2000), Boston (2004-11) & Cleveland (2013-19)...**Enters 2020 with the 2nd-most wins by any active Major League manager...**Has received **BBWAA** Manager of the Year votes in 11 different seasons, including five times with Cleveland (2013-14, 2016-17, 2019); named A.L. Manager of the Year Awards in both 2013 & 2016...Also named **Baseball America** MLB Manager of the year in 2007 & 2016, **Sporting News** A.L. Manager of the Year in 2017 and finished runner-up to Paul Molitor in 2017

BBWAA voting...Francona has guided a team to at least 90 wins 11 times in his career, most among active managers...Owns 15 consecutive winning seasons, the longest streak by any skipper since **Bobby Cox** had a streak of 15 straight from 1991-2005 with Atlanta, as 2019 saw Tito surpass a more recent 14-year streak by **Joe Torre** from 1996-2009 with New York-AL ('96-07) and Los Angeles-NL ('08-09)...Saw a streak of 9 consecutive seasons with 86+ wins come to an end in 2014, 6th-longest by any manager in MLB history...Has guided his teams to the MLB Postseason on 9 different occasions (including 2013, 2016-18 with Cleveland), compiling an all-time winning pct. of .580 (40-29) in the playoffs, which stands as the 5th-best mark in MLB history (min 40G) behind **McCarthy, Anderson, Torre & Stengel**...Won first 9 World Series games he managed, the most wins w/o a loss in the history of the Fall Classic at the time (11-4 record in WS overall)...Has won 9 of 14 playoff series overall (excluding 2013)...One of 17 managers in MLB history who have managed two or more teams in a World Series.

MOST CONSECUTIVE SEASONS w/ 86+ WINS, ALL-TIME		
Manager	Seasons	Years
Joe McCarthy	16	1928-30 (ChC), 1931-43 (NYY)
Joe Torre	12	1996-2007 (NYY)
Bobby Cox	11	1995-2005 (ATL)
Fred Clarke	10	1901-10 (PIT)
Casey Stengel	10	1949-58 (NYY)
Terry Francona	9	2004-11 (BOS), 2013(CLE)

INDIANS: Since being named the 42nd manager in Cleveland Indians history on Oct. 8, 2012, has posted the A.L.'s best record from 2013-19, 2nd-best in Majors, at 638-494 (.564) with four Postseason berths over seven years...Francona's 638 wins are 3rd-most in franchise history behind **Lou Boudreau** (728-649) & **Mike Hargrove** (721-591), while his 1132 games managed rank 5th behind Boudreau (1389), Hargrove (1312), **Tris Speaker** (1137) & **Eric Wedge** (1134)...**2019:** In his 15th consecutive winning season, steered Cleveland to a 93-69 (.564) record & 2nd place finish in A.L. Central - Tribe's 4th straight season with 90+ wins, 5th overall; just 2nd time in franchise history with 90+ in 4 straight (1950-55)...Indians were not eliminated from Postseason until Game 160...**2018:** Guided Cleveland to the club's 3rd straight and 10th overall A.L. Central title, going 91-71 (.562)...**2017:** Reached 100 wins (.630, 102-60) for first time in his managerial career, leading the Indians to the outright best record in A.L. for just 6th time in franchise history, first since 1996; also their 2nd straight & 9th overall A.L. Central title...**2016:** Voted A.L. Manager of the Year (2nd time), steering Tribe to first A.L. Central title since 2007 at 94-67 (.584), 2nd-best record in A.L., 4th in Majors on the way to club's 6th A.L. pennant...**2015:** Went 81-80 (.503); club was 74-66 (.529) beg. May 1...**2014:** Notched 10th consecutive season with 85+ wins, managing Tribe to a 85-77 (.525) record; finished 5th in A.L. Manager of Year voting...**2013:** Earned first career A.L. Manager of Year award in first season with Cleveland after guiding team to 92-70 (.568) record, 4th-best in A.L., T7th-best in Majors...92 wins were 24 more than Indians recorded in 2012 (68-94), matching largest win improvement in franchise history (1986: +24, 84-78) when removing the impact of strike-shortened seasons ('81, '94)...Among Divisional Era (since 1969) managers in their first ever season with a team, was tied for the 8th-largest such win improvement, although Francona was just the 7th skipper on that list to win 90+ games in process of helping his team win at least 24 more games than previous season...**2012:** Spent season as an analyst for **ESPN**, primarily providing studio work & color commentary on the Sunday Night Baseball telecast with Dan Shulman & Orel Hershiser...**RED SOX YEARS (2004-11):** Led Boston to five playoff appearances, six seasons of 90-or-more victories & two World Series titles (2004, 2007) over an eight-season span from 2004-11, as Red Sox (.574, 744-552) posted 2nd-highest win pct. in MLB over that span behind Yankees (.595, 771-525); 2004 title ended 86-year drought (1918)...His 744 wins with Red Sox rank 2nd in 112-year history of the franchise, while .574 win pct. was 2nd-best in Sox history behind Joe McCarthy (.606)...Only Francona & Joe Cronin (13, 1935-47) managed Red Sox more than 7 consec. full seasons...**2001-03:** Special Asst. to Baseball Ops in Cleveland under Mark Shapiro & Chris Antonetti...Jerry Narron's Bench Coach in Texas (2002)...Ken Macha's Bench Coach in Oakland (2003)...**MANAGERIAL DEBUT:** Guided Philadelphia from 1997-2000, raising club's win total in first 3 of 4 seasons...At 37, became youngest MGR in MLB on Oct. 30, 1996...**1992-96:** Was AA Birmingham MGR in White Sox system from 1992-96, earning Southern League MGR of the Year honors & **Baseball America** MGR of Year honors in 1993...Managed Michael Jordan during '94 season...Buddy Bell's 3B Coach in Detroit (1996).

PLAYING CAREER

Played professionally for 11 seasons (1980-90)...Drafted in 1st round by Montreal in 1980 (22nd overall)...Played parts of 10 seasons in Major Leagues as 1B/OF (1981-90); split 1988 season between Cleveland & AAA Colorado Springs...First MLB HR came Sept 16, 1981 off Bruce Sutter after making debut with Montreal on 8/19/81 at Houston...Appeared in the NLDS & NLCS for Montreal in 1981...First two MLB seasons were derailed by knee problems; limited to just 46 games in 1982 due to right knee surgery after hitting .321...Was hitting .346 in 1984 before season-ending left knee surgery...Career ended in 1990.

PERSONAL/MISCELLANEOUS

Full name **TERRY JOHN FRANCONA**...Four children: Nicholas (7/11/85), Alyssa (4/7/87), Leah (1/27/90) and Jamie (11/24/93), as well as two grandchildren...Terry's father, Tito, played 15 years in Majors, 1956-70, six of which came with the Indians (1959-64)...Tito, who passed away on Feb. 13, 2018, was an A.L. All-Star (1961), hit .363 in 1959 and led the A.L. in doubles in 1960 (36)...Terry was a White House dinner guest in 2008...played three seasons at University of Arizona, 1978-80...Won Golden Spikes Award as a junior in 1980, given annually to the nation's top amateur player...Hit .401 that year and was also named college Player of the Year by the *Sporting News*...Batted .458 in College World Series for 1980 CWS champs and was named series MVP...In May 2010, was selected to the CWS Legends Team (UA also appeared in 1979)...Picked by the Cubs in 2nd round of 1977 draft (did not sign)...Toured Italy with Team USA in 1978...Graduated from New Brighton (PA) HS in 1977...With both Red Sox and Indians, has purchased tickets for military members and veterans to every Sunday home game; in 2010 served as the Honorary Co-Chair for the Marine Corps Scholarship Foundation... Received the Brooks Robinson Community Service Award in Nov. 2018 from the MLBPA as 19th annual Legends for Youth Dinner in NYC...Very active with local military, Cleveland Indians Charities and TribeFest during his tenure with Cleveland...Led initiative to create \$1M Larry Doby Fund in 2016, which provides assistance to underserved youth in Cleveland...Donated \$1 million to the Arizona baseball program in Jan. 2017....Donation targeted for the baseball capital projects fund, which included an indoor hitting facility.

MANAGERIAL AWARDS

1993	Manager of the Year (MiLB, <i>Baseball America</i>)
2007	Manager of the Year (MLB, <i>Baseball America</i>)
2013	Manager of the Year (A.L., <i>BBWAA</i>)
2016	Manager of the Year (A.L., <i>BBWAA</i>)
2016	Manager of the Year (MLB, <i>Baseball America</i>)
2017	Manager of the Year (A.L., <i>The Sporting News</i>)

CAREER WIN LEADERS; ACTIVE MLB MANAGERS

MANAGER	WINS
Dusty Baker	1863
Terry Francona	1667
Clint Hurdle	1269
Joe Maddon	1252

MOST WINS AS MANAGER, INDIANS HISTORY

MANAGER	WINS
Lou Boudreau	728-649
Mike Hargrove	721-591
Terry Francona	638-494

FRANCONA'S MANAGERIAL CAREER

YEAR	CLUB	LEAGUE	CLASS	W-L	PCT	POS.	NOTES
1992	South Bend (CWS)	Midwest	A	73-64	.533	3rd/2nd	
1993	Birmingham (CWS)	Southern	AA	78-64	.549	2nd/1st	League Champions
1994	Birmingham (CWS)	Southern	AA	65-74	.468	4th/5th	Managed Michael Jordan
1995	Birmingham (CWS)	Southern	AA	80-64	.556	4th/2nd	296-266 MiLB managerial record
1997	Philadelphia	National	MLB	68-94	.420	5th	6th place, NL MGR of the Year
1998	Philadelphia	National	MLB	75-87	.463	3rd	
1999	Philadelphia	National	MLB	77-85	.475	3rd	Improved each of 1st 3 seasons
2000	Philadelphia	National	MLB	65-97	.401	5th	285-363(.440) with PHI, 1997-00
2004	Boston	American	MLB	98-64	.605	2nd	World Series Champions
2005	Boston	American	MLB	95-67	.586	2nd	A.L. Wild Card
2006	Boston	American	MLB	86-76	.531	3rd	
2007	Boston	American	MLB	96-66	.593	1st	World Series Champions
2008	Boston	American	MLB	95-67	.586	2nd	A.L. Wild Card, Advanced to LCS
2009	Boston	American	MLB	95-67	.586	2nd	A.L. Wild Card
2010	Boston	American	MLB	89-73	.549	3rd	
2011	Boston	American	MLB	90-72	.556	3rd	744-552(.574) career w/BOS
2013	Cleveland	American	MLB	92-70	.568	2nd	A.L. Wild Card (One Seed)
2014	Cleveland	American	MLB	85-77	.525	3rd	Not eliminated until Game 160
2015	Cleveland	American	MLB	81-80	.503	3rd	Not eliminated until Game 159
2016	Cleveland	American	MLB	94-67	.584	1st	A.L. Champions
2017	Cleveland	American	MLB	102-60	.630	1st	Best record in A.L., 2nd in MLB
2018	Cleveland	American	MLB	91-71	.562	1st	3rd straight A.L. Central crown
2019	Cleveland	American	MLB	93-69	.574	2nd	Not eliminated until Game 160
CLEVELAND TOTALS				638-494	.564		Third in wins in Indians history
MAJOR TOTALS				1667-1409	.542		40-29 career Postseason record
CAREER TOTALS				1963-1675	.540		

FRANCONA'S POSTSEASON RECORD

YEAR	CLUB	AVG	G	AB	R	H	2B	3B	HR	RBI	BB	SO	SB
1981	MON (NLDS vPHI)	.333	5	12	0	4	0	0	0	0	2	2	1
	MON (NLCS vLAD)	.000	2	1	0	0	0	0	0	0	0	1	0

FRANCONA'S PLAYING RECORD

YEAR	CLUB	AVG	G	AB	R	H	2B	3B	HR	RBI	BB	SO	SB
1980	Memphis	.333	60	210	20	63	13	2	1	23	10	20	1
1981	Memphis	.348	41	161	20	56	8	1	0	18	7	18	0
	Denver	.352	93	355	53	125	17	9	1	58	16	22	7
	Montreal	.274	34	95	11	26	0	1	1	8	5	6	1
1982	Montreal	.321	46	131	14	42	3	0	0	9	8	11	2
1983	Montreal	.257	120	230	21	59	11	1	3	22	6	20	0
1984	Montreal	.346	58	214	18	74	19	2	1	18	5	12	0
1985	Montreal	.267	107	281	19	75	15	1	2	31	12	12	5
1986	Iowa	.250	17	60	7	15	3	2	0	8	4	5	1
	Chicago (NL)	.250	86	124	13	31	3	0	2	8	6	8	0
1987	Cincinnati	.227	102	207	16	47	5	0	3	12	10	12	2
1988	CLEVELAND	.311	62	212	24	66	8	0	1	12	5	18	0
	Colorado Springs	.356	68	235	29	76	15	5	0	32	13	18	0
1989	Milwaukee	.232	90	233	26	54	10	1	3	23	8	20	2
1990	Milwaukee	.000	3	4	1	0	0	0	0	0	0	0	0
	Louisville (AAA)	.263	86	284	29	75	9	3	6	30	12	23	1
MAJOR LGE. TOTALS		.274	708	1731	163	474	74	6	16	143	65	119	12

THE LARRY DOBY YOUTH FUND


The Indians were champions on and off the field in 2016 with the establishment of The Larry Doby Youth Fund, a season-long, behind-the-scenes initiative led by **TERRY FRANCONA** that culminated in the creation of the fund and a donation of \$1,000,000 to provide assistance to the underserved youth of the City of Cleveland.

"As many are aware, Hall of Fame Cleveland Indian Larry Doby was the first African-American to play in the American League. He endured many unfair hardships and challenges, and handled everything with the professionalism and grace that defined him. It is in M. Doby's spirit we have created The Larry Doby Youth Fund," said Francona.

"We enjoyed a special 2016 season here in Cleveland because of the incredible group of individuals in our clubhouse. They committed to the city in which they live and work and have generously donated to The Larry Doby Youth Fund," said Francona. "We are very fortunate to be a part of Major League Baseball and we accept the social responsibility that comes with that—to use our resources to directly make an impact on the underserved youth of our community, to make our community better."

Every player on the Cleveland Indians roster, the coaching staff, all members of the support staff and many front offices staffers donated to the fund in addition to a large commitment from Indians Owner Paul Dolan and Minority Owner John Sherman that brought the total to one million dollars. The fund's creation was hatched, cultivated and initially funded by Francona in the early part of the 2016 season, and with the generous support and donations from veterans and core members of the team, the size and sustainability of the fund really took shape. Among those on the roster with the most sizeable donations included Jason Kipnis, Corey Kluber, and Carlos Santana and others who have since departed (Yan Gomes, Cody Allen, Michael Brantley, Andrew Miller, Josh Tomlin, Bryan Shaw, Coco Crisp, Mike Napoli, Rajai Davis).

The Larry Doby Youth Fund will be administered by the Cleveland Foundation, and work with youth-focused community organizations to provide educational assistance and resources to help curb youth violence that is all too prevalent.





SANDY ALOMAR

15

Age: 53, born June 18, 1966 in Salinas, PR

Resides: Dallas, TX

Position: First Base/Catching Coach

Bats: R

Throws: R

Height: 6-5

Weight: 215

MANAGERIAL/COACHING CAREER

Entering his 11th season on the Indians coaching staff...Named First Base Coach on November 17, 2009, was 1B coach in 2010-11, Bench Coach in 2012-13 before moving back to first base in 2014...Also instructs and mentors Indians catchers and is credited with helping to elevate Roberto Pérez to a *Rawlings* Gold Glove Award-caliber catcher...Served as Interim Manager for the final six games of the 2012 season (3-3), becoming the 41st skipper in Indians history after replacing Manny Acta on Sept 27, 2012...Spent two (2) seasons as the New York Mets Major League catching instructor in 2008-09 after concluding his 20th Major League season in 2007.

PLAYING CAREER

Sandy spent 11 seasons catching with the Cleveland Indians from 1990-2000 where he was a six-time All-Star selection and in the summer of 2009 he became the 33rd player to be inducted into the Cleveland Indians Hall of Fame...During his tenure with the Indians, Alomar hit .277 (944/3409) with 194 doubles, 92 home runs and 453 RBI in 985 games and was the Tribe's field leader behind the plate on clubs that won five American League Central Division titles and two American League Pennants from 1995-99...One of the most popular players in club history, Alomar's best season came during the Tribe's run to the 1997 World Series when he hit .324 (146/451) with 37 2B, 21 HR and 83 RBI in 125 games, earning All-Star Game MVP honors and finishing 14th in the A.L. MVP voting...His 950 games caught are the third-highest total in the 109-year history of the Indians organization...Sandy concluded his 20-year Major League playing career with the New York Mets in 2007 and finished with a career average of .273 (1236/4530) with 249 2B, 112 HR & 588 RBI in 1377 games...He was the 1990 American League Rookie of the Year and the *Rawlings* Gold Glove Award recipient that same season...Originally signed by the Padres and was traded to the Indians after the 1989 season along with Carlos Baerga for OF Joe Carter...Appeared in 49 post-season games with the Indians...Drove in a then single-season record 19 runs in the 1997 playoffs.

ALL-TIME GAMES CAUGHT, INDIANS HISTORY

Jim Hegan	(1941-57)	1491
Steve O'Neill	(1911-23)	1335
Sandy Alomar, Jr.	(1990-2000)	950

PERSONAL/MISCELLANEOUS

Full name **SANTOS VELAZQUEZ ALOMAR**...Wife, Margred...Has four daughters: Marissa (10/25/92), Leanna (4/18/88), Brianna (12/2/00), Isabela (4/22/04) and one son, Marcus (2/14/90)...Father, Sandy Sr., played for six teams over a 15-year big league career from 1964-78...His brother, Roberto, played 17 seasons from 1988-2004 and was a 12-time All-Star...He was a two-time World Series champion with Toronto, hit .300 for his career with 210 homers, 1,134 RBI and 474 stolen bases and was elected into the National Baseball Hall of Fame in January 2011...The three Alomar's have a combined total of 5,128 hits...Attended Luis Munoz High School in Salinas, PR... Sandy was inducted into the Puerto Rico Sports Hall of Fame in October of 2015...Is an avid cyclist... He also has been very active with the Cleveland Clinic's VeloSano event, designing the Indians team jersey and participated in the 2016-17 rides for the cure...Received the "Lifetime Achievement Award" during 19th Greater Cleveland Sports Awards on Feb. 6, 2019.

ALL-STAR GAME RECORD

YEAR	CLUB	AVG	G	AB	R	H	2B	3B	HR	RBI	BB	SO	SB
1990	CLEVELAND	.667	1	3	1	2	0	0	0	0	0	0	0
1991	CLEVELAND	.000	1	2	0	0	0	0	0	0	0	0	0
1992	CLEVELAND	.333	1	3	0	1	0	0	0	0	0	0	0
1996	CLEVELAND	.000	1	2	0	0	0	0	0	0	0	0	0
1997	CLEVELAND	1.000	1	1	1	1	0	0	1	2	0	0	0
1998	CLEVELAND	1.000	1	1	0	1	0	0	0	1	0	0	0
TOTALS		.417	6	12	2	5	0	0	1	3	0	0	0

MAJOR LEAGUE PLAYING RECORD

YEAR	CLUB	AVG	G	AB	R	H	2B	3B	HR	RBI	BB	SO	SB
1988	San Diego	.000	1	1	0	0	0	0	0	0	0	1	0
1989	San Diego	.211	7	19	1	4	1	0	1	6	3	3	0
1990	CLEVELAND	.290	132	445	60	129	26	2	9	66	25	46	4
1991	CLEVELAND	.217	51	184	10	40	9	0	0	7	8	24	0
1992	CLEVELAND	.251	89	299	22	75	16	0	2	26	13	32	3
1993	CLEVELAND	.270	64	215	24	58	7	1	6	32	11	28	3
1994	CLEVELAND	.288	80	292	44	84	15	1	14	43	25	31	8
1995	CLEVELAND	.300	66	203	32	61	6	0	10	35	7	26	3
1996	CLEVELAND	.263	127	418	53	110	23	0	11	50	19	42	1
1997	CLEVELAND	.324	125	451	63	146	37	0	21	83	19	48	0
1998	CLEVELAND	.235	117	409	45	96	26	2	6	44	18	45	0
1999	CLEVELAND	.307	37	137	19	42	13	0	6	25	4	23	0
2000	CLEVELAND	.289	97	356	44	103	16	2	7	42	16	41	2
2001	Chicago (AL)	.245	70	220	17	54	8	1	4	21	12	17	1
2002	Chicago (AL)	.287	51	167	21	48	10	1	7	25	5	14	0
	Colorado	.267	38	116	8	31	4	0	0	12	4	19	0
2003	Chicago (AL)	.268	75	194	22	52	12	0	5	26	4	17	0
2004	Chicago (AL)	.240	50	146	15	35	4	0	2	14	11	13	0
2005	Texas	.273	46	128	11	35	7	0	0	14	5	12	0
2006	Los Angeles (NL)	.323	27	62	3	20	5	0	0	9	0	7	0
	Chicago (AL)	.217	19	46	5	10	3	0	1	8	3	7	0
2007	New York (NL)	.136	8	22	1	3	1	0	0	0	0	3	0
AMERICAN LEAGUE		.273	1296	4310	507	1178	238	10	111	561	205	466	25
NATIONAL LEAGUE		.264	81	220	13	58	11	0	1	27	7	33	0
M.L. TOTALS		.273	1377	4530	520	1236	249	10	112	588	212	499	25

POSTSEASON RECORD

YEAR	CLUB	AVG	G	AB	R	H	2B	3B	HR	RBI	BB	SO	SB
1995	CLE (ALDS vBOS)	.182	3	11	1	2	1	0	0	1	0	1	0
	CLE (ALCS vSEA)	.267	5	15	0	4	1	1	0	1	1	1	0
	CLE (WS vATL)	.200	5	15	0	3	2	0	0	1	0	2	0
1996	CLE (ALDS vBAL)	.125	4	16	0	2	0	0	0	3	0	2	0
1997	CLE (ALDS vNYY)	.316	5	19	4	6	1	0	2	5	0	2	0
	CLE (ALCS vBAL)	.125	6	24	3	3	0	0	1	4	1	3	0
	CLE (WS vFLA)	.367	7	30	5	11	1	0	2	10	2	3	0
1998	CLE (ALDS vBOS)	.231	4	13	2	3	3	0	0	2	1	4	0
	CLE (ALCS vNYY)	.063	5	16	1	1	0	0	0	0	0	2	0
1999	CLE (ALDS vBOS)	.143	5	14	1	2	0	0	0	1	2	6	0
TOTALS		.214	49	173	17	37	9	1	5	28	7	26	0



BRAD MILLS

2

Age: 63, born January 19, 1957 in Exeter, CA

Resides: Granbury, TX

Position: Bench Coach

Bats: L

Throws: R

Height: 6-0

Weight: 210

MANAGERIAL/COACHING CAREER

Entering his seventh season as Indians Bench Coach and his eighth season in the Indians organization after spending the 2013 season as the Tribe's Third Base and Outfield Coach (continues to instruct the Tribe outfielders)... This marks his 42nd season in professional baseball and 22nd season as a Major League coach or manager...In 2013, rejoined Terry Francona on the bench for the first time since the 2009 season...Went to college, roomed and played professionally in Montreal with Francona in addition to coaching with him for 11 seasons...Was Tito's First Base Coach in Philadelphia from 1997-2000 and Bench Coach in Boston from 2004-09 before spending three years guiding the Houston Astros from 2010-2012...During his first season in Houston (2010), the Astros finished 59-52 over their final 111 games and finished 1.0 game out of 3rd place in the N.L. Central...After the season, Brad placed 6th in the **BBWAA** N.L. Manager of the Year voting...**RED SOX:** During his tenure with Boston and Francona, the Red Sox went to the postseason in five of six seasons and won two World Series titles...Mills was a part of 45 postseason games in that span...Upon retiring as a player in 1986, Mills immediately became a manager in the Cubs farm system, making his debut in 1987 at 30 years of age for Rookie level Wytheville in the Appalachian League...After six seasons with the Cubs, Mills joined the Rockies organization, managing their Triple-A Colorado Springs club from 1993-96...In 1995, Mills received the Rockies Player Development Man of the Year Award after guiding his SkySox to the Pacific Coast League Championship...Mills earned his first Major League coaching position in 1997 as First Base Coach for the Philadelphia Phillies, reuniting him with Francona...Served as an advance scout for the Cubs in 2001 before returning to the role of Minor League manager for the Dodgers' Triple-A Las Vegas club in 2002, leading them to an 85-59 (.590) record and a first-place finish in the PCL's South Division...Mills returned to the Majors in 2003 as a Bench Coach for the Montreal Expos and manager Frank Robinson before joining the Red Sox in 2004.

PLAYING CAREER

Mills' professional playing career began in 1979 as a 17th-round draft pick of the Expos out of the University of Arizona...Made his Major League debut for the Expos the next season on June 8, 1980 and went on to play parts of four seasons in the Major Leagues for the Expos from 1980-83, compiling a .256 career average in 106 big league games...Holds the distinction of being Nolan Ryan's historic 3,509th career strikeout victim on April 27, 1983, which lifted Ryan past Walter Johnson as baseball's all-time strikeout leader...Went on to play three seasons in the Minor Leagues, including a two-year stint in the Astros system at Triple-A Tucson in 1984-85.

PERSONAL/MISCELLANEOUS

Full name **JAMES BRADLEY MILLS**... He and his Wife, Ronda live on son, Beau's Bucking Bull Ranch...Three children: Taylor Candice, Rochelle Cathleen and Beau Bradley and 10 grandchildren...Son, Beau, was a first-round draft pick (13th overall) of the Cleveland Indians in 2007 and currently operates, raises and co-owns a group of bucking bulls with his father...In November of 2010, Mills had his #7 baseball jersey retired by Exeter Union (CA) High School, where he graduated from in 1975...College teammate of Terry Francona at the University of Arizona, playing for the Wildcats from 1976-79 (advanced to the College World Series in 1979).

MILLS' MANAGERIAL CAREER

YEAR	CLUB	LEAGUE	CLASS	W-L	PCT	POS.	NOTES
1987	Wytheville	Appalachian	Rookie	32-38	.457	4th	Managerial debut at 30 w/CHC
1988	Charleston	South Atlantic	A	51-86	.372	5th	
1989	Peoria	Midwest	A	80-59	.576	2nd	
1990	Winston-Salem	Carolina	A	86-54	.614	2nd	
1991	Winston-Salem	Carolina	A	83-57	.593	2nd	
1992	Iowa	American Assoc.	AAA	51-92	.357	4th	AAA Cubs
1993	Colorado Springs	Pacific Coast	AAA	66-75	.468	3rd	AAA Rockies org
1994	Colorado Springs	Pacific Coast	AAA	70-69	.504	3rd	
1995	Colorado Springs	Pacific Coast	AAA	77-66	.538	2nd	PCL Champs
1996	Colorado Springs	Pacific Coast	AAA	58-93	.411	5th	
2002	Las Vegas	Pacific Coast	AAA	85-59	.590	1st	Dodgers; South Div champs
2010	Houston	National League	MLB	76-86	.469	4th	6th place NL MGR of Year
2011	Houston	National League	MLB	56-106	.346	6th	
2012	Houston	National League	MLB	39-82	.322	6th	Last game August 18
MINOR TOTALS				739-748	.497		
MAJOR TOTALS				171-274	.384		
CAREER TOTALS				910-1022	.471		

PLAYING RECORD

YEAR	CLUB	AVG	G	AB	R	H	2B	3B	HR	RBI	BB	SO	SB
1979	West Palm Beach	.271	78	258	43	70	12	1	5	30	58	20	8
1980	Memphis	.295	55	190	32	56	18	2	6	44	28	18	1
	Denver	.289	52	201	43	58	10	3	2	27	27	16	0
	Montreal	.300	21	60	1	18	1	0	0	8	5	6	0
1981	Denver	.314	118	427	65	134	34	1	12	66	38	34	2
	Montreal	.238	17	21	3	5	1	0	0	1	20	1	0
1982	Wichita	.471	4	17	3	8	0	0	0	6	1	3	0
	Montreal	.224	54	67	6	15	3	0	1	2	5	11	0
1983	Wichita	.317	81	271	47	86	21	0	8	46	32	20	3
	Montreal	.250	14	20	1	5	0	0	0	1	2	3	0
1984	Indianapolis	.315	66	197	34	62	9	1	3	34	35	10	0
	Tucson	.220	51	164	14	36	7	0	0	13	25	13	0
1985	Tucson	.237	104	308	18	73	10	2	1	35	44	30	0
1986	Iowa	.302	18	53	6	16	6	0	0	7	10	4	0
M.L. TOTALS		.256	106	168	11	43	5	0	1	12	14	21	0

DIVISION SERIES RECORD

YEAR	CLUB	AVG	G	AB	R	H	2B	3B	HR	RBI	BB	SO	SB
1981	Montreal	--	1	-	-	-	-	-	-	-	1	-	-



RUBEN NIEBLA

58

Age: 48, born December 19, 1971 in Calexico, CA

Resides: El Centro, CA

Position: Asst. Pitching Coach

Bats: L

Throws: L

Height: 5-10

Weight: 200

MANAGERIAL/COACHING CAREER

Ruben is in his first season as Assistant Major League Pitching Coach, having spent the last seven seasons as the club's Minor League Pitching Coordinator, 2013-19...2020 marks his 20th year in the organization....Last season bore witness to several Player Development success stories, among them Aaron Civale and Zach Plesac combining to make 31 starts at the Major League level (while posting a 3.32 ERA) and James Karinchak debuting in just his third professional season...The El Centro, CA native was a Major League staff assistant in 2010 and Pitching Coach of the Triple-A Columbus Clippers, 2011-12..Served as the Pitching Coach for Team Mexico in the WSBC Premier 12 event held in Mexico and Tokyo in November 2019, helping guide the Mexican team to a 2020 Olympic berth, for the first time in its history, in the qualifying event...Additionally, was the pitching coach for the Mexican National Team in 2015 and...Has spent several seasons instructing in the Mexican Winter League for Águilas de Mexicali.

PLAYING CAREER

Professional career began in 1995 following his collegiate career, pitching in the independent Atlantic Coast League, Western League and Texas-Louisiana League from 1995-97...Signed with the Montreal Expos as a free agent in 1998 and split 1998-2000 pitching in the Expos and Los Angeles Dodgers organizations, pitching at the Triple-A level in Ottawa and Albuquerque...Wrapped up his playing career in 2000 in the Western League...ERA was 4.49 in 122 games (1GS, 89ER/178.IP) at the affiliated Minor League levels.

PERSONAL/MISCELLANEOUS

Full name **RUBEN NIEBLA**...Wife, Stephanie...Daughter, Jaelyn, and son, Johrden...Graduated from Azusa Pacific University in 1997 with a degree in Kinesiology and Physical Education...Was a two-time All-American in 1994 and 1995 at Azusa Pacific.

PITCHING RECORD

YEAR	CLUB	W	L	ERA	G	GS	CG	SHO	SV	IP	H	R	ER	BB	SO
1995	Gaston (ATLC)	3	0	4.79	3	3	0	0	0	20.2	26	11	11	1	12
	Laredo (TXLA)	1	0	3.00	2	1	0	0	0	9.0	11	3	3	1	1
	Corpus Christi (ATLC)	0	0	5.29	13	0	0	0	0	17.0	24	13	10	11	16
1996	Palm Springs (WL)	8	9	3.90	24	18	2	0	0	140.2	166	74	61	38	68
1997	Tri-City (WL)	8	6	3.05	20	15	1	0	0	112.0	108	45	38	36	76
1998	Ottawa	0	1	5.11	6	0	0	0	0	12.1	20	12	7	4	7
	Harrisburg	0	2	4.60	24	1	0	0	1	43.0	45	23	22	6	30
	Jupiter	0	1	1.19	13	0	0	0	0	22.2	15	8	3	5	22
1999	Harrisburg	2	0	5.58	29	0	0	0	1	30.2	31	22	19	22	23
	San Antonio	2	1	3.77	12	0	0	0	0	14.1	19	7	6	5	12
	San Bernardino	0	1	4.76	3	0	0	0	0	5.2	9	3	3	1	6
	Vero Beach	0	0	0.00	1	0	0	0	0	2.0	1	0	0	0	4
	Reno (WL)	0	1	6.75	3	3	0	0	0	18.2	21	19	14	5	15
2000	Albuquerque	0	2	6.89	24	0	0	0	1	32.2	42	25	25	15	25
	San Antonio	1	0	2.40	10	0	0	0	0	15.0	13	5	4	4	10
	Chico (WL)	4	3	4.22	8	7	1	0	0	42.2	39	25	20	22	37
MINOR LGE. TOTALS		5	8	4.49	122	1	0	0	3	178.1	195	105	89	62	139
PROFESSIONAL TOTALS		29	27	4.11	195	48	3	0	3	539.0	590	295	246	176	373



VICTOR RODRÍGUEZ 60

Age: 58, born July 14, 1961 in New York, NY

Resides: Ft. Myers, FL

Position: Assistant Hitting Coach

Bats: R

Throws: R

Height: 5-11

Weight: 200

MANAGERIAL/COACHING CAREER

Is in his third season on Terry Francona's coaching staff after being name to the position on November 8, 2017... During his first season in current role, he helped guide Indians hitters to the third-highest run total in the league and second-highest batting average...2020 marks his 44th season in professional baseball as a player, instructor or coach...Spent five seasons in the same position with the Boston Red Sox from 2013-2017...Red Sox led the A.L. in combined runs over that span...The 2017 season was his 23rd and final season with the Red Sox organization... Served as Assistant Hitting Coach for the 2014 A.L. All-Stars and that season was named "Man of the Year" by the BoSox Club...The award is given annually to a deserving team member recognizing not only their contribution to the success of the team on the field, but also for their cooperation and efforts in community endeavors...From 2007-12, served as the Red Sox' Minor League Hitting Coordinator, a position he also held in 2002...For three seasons (2004-06) was the club's Latin Field Coordinator...Was a Minor League hitting instructor in 2003...Was a hitting coach in the Red Sox system for six years, 1996-2001.

PLAYING CAREER

Signed by Baltimore in 1977 at the age of 15...Played for parts of 19 pro seasons in the Orioles (1977-84), Padres (1985), Cardinals (1986-87), Twins (1988-91), Phillies (1992-93), Marlins (1994), and Red Sox (1995) organizations... An infielder, appeared in 17 Major League games over stints with Baltimore (1984) and Minnesota (1989) and hit .429 (12-for-28)...In 1,759 minor league games, batted .295 (1,905-for-6,468) with 102 HR and 774 RBI...Received the Clyde Klutzz Orioles Organization Player of the Year Award in 1981.

PERSONAL/MISCELLANEOUS

Full named **VICTOR MANUEL RODRIGUEZ**...Wife, Elba...The couple has two sons, Victor Jr., a scouting supervisor for the Tampa Bay Rays, and Miguel, who was selected by the Red Sox in the 36th round of the 2012 June Draft as a catcher...Has three grand children: Manny, Selena and Milena...Attended Naguabo High School in Puerto Rico.

		PLAYING RECORD											
YEAR	CLUB	AVG	G	AB	R	H	2B	3B	HR	RBI	BB	SO	SB
1977	Bluefield	.293	53	188	28	55	10	4	3	23	7	30	2
1978	Bluefield	.321	59	209	26	67	4	2	2	28	8	23	0
1979	Miami	.307	67	228	23	70	10	2	1	31	18	19	2
1980	Three Teams (+)	.301	102	379	45	114	14	4	4	40	34	39	7
1981	Charlotte	.306	138	553	68	169	22	1	9	65	37	51	5
1982	Two teams (%)	.262	134	465	43	122	23	2	3	36	25	45	3
1983	Charlotte	.298	140	571	80	170	26	1	14	77	26	44	2
1984	Baltimore	.412	11	17	4	7	3	0	0	2	0	2	0
	Rochester	.274	132	478	54	131	22	6	6	46	32	53	0
1985	Las Vegas	.312	127	462	56	144	31	3	11	58	20	41	0
1986	Louisville	.272	56	191	13	52	9	0	1	18	10	22	0
1987	Louisville	.294	116	422	44	124	33	2	3	54	15	42	0
1988	Portland	.288	139	562	67	162	27	8	9	69	34	48	2
1989	Minnesota	.455	6	11	2	5	2	0	0	0	0	1	0
	Portland	.314	120	465	63	146	34	3	10	50	35	45	2
1990	Portland	.282	12	39	4	11	1	0	1	2	2	5	0
1991	Portland	.304	83	270	36	82	17	0	6	32	20	22	0
1992	Scranton/WB	.277	48	155	14	43	8	2	1	27	3	20	0
1993	Scranton/WB	.305	118	442	59	135	24	3	12	64	17	40	2
1994	Edmonton	.278	84	273	28	76	13	0	6	46	11	23	1
1995	Pawtucket	.276	31	116	10	32	5	0	0	8	2	13	1
MINOR TOTALS		.295	1759	6468	761	1905	333	43	102	774	356	625	29
MLB TOTALS		.429	17	28	6	12	5	0	0	2	0	3	0

(+) AA Charlotte, A Miami, A Alexandria

(%) AAA Rochester, AA Charlotte



MIKE SARBAUGH 16

Age: 52, born April 25, 1967 in Lancaster, PA

Resides: Shillington, PA

Position: Infield & Third Base Coach

Bats: R

Throws: R

Height: 6-0

Weight: 190

MANAGERIAL/COACHING CAREER

Mike has been a member of the Indians organization since 1990 as a Minor League player, coach and manager and is beginning his eighth season on the Major League staff (seventh as Third Base Coach; 31st season in Indians organization since 1990)...He is entering his 32nd season in professional baseball...Guided the Triple-A Columbus Clippers over three seasons from 2010-12, leading the Clippers to the International League and Triple-A championships in back-to-back seasons of 2010-11...During his nine seasons (2004-12) piloting Cleveland Minor League affiliates, Mike's teams compiled winning records in each campaign, captured five league titles and qualified for the postseason seven times on his way to a career Minor League managerial mark of 697-511 (.577)...Named the International League Manager of the Year in 2011, the **Baseball America** Manager of the Year in 2010 and was a coach for the 2010 **SiriusXM** All-Star Futures Game...In 2009, led the Aeros to an 89-53 (.627) record, the Southern Division title and the Eastern League Championship...Was named the Eastern League Manager of the Year in 2009...Managed Southern Division team in the Eastern League All-Star Game in both 2008 and 2009...Named the Carolina League Manager of the Year in 2007 after leading Kinston to both the first and second half Carolina League Southern Division titles, one year removed from the 2006 Carolina League title with Kinston...Led Mahoning Valley to the New York-Penn League Championship in 2004...Was a coach at Class-A Kinston in 1995, 1998-99 and was a coach at AA Akron from 2000-03.

PLAYING CAREER

Signed as a non-drafted free agent by the Milwaukee Brewers in 1989 out of Lamar University...Played six seasons of professional baseball, the last five as a member of the Indians organization...Posted a career average of .265 and did not allow a run in five innings as a pitcher at the Minor League level.

PERSONAL/MISCELLANEOUS

Full name **JAMES MICHAEL SARBAUGH**...Wife, Nicole...Has a daughter, Marin, and two sons - Michael and Matthew...Holds a degree in Kinesiology from Lamar University...Had an appearance in Major League 2.

SARBAUGH'S MANAGERIAL CAREER

YEAR	CLUB	LEAGUE	CLASS	W-L	PCT	POS.	NOTES
2004	Mahoning Vy.	NY-Penn	Short A	42-34	.553	2nd	NYPL Champs
2005	Lake County	South Atlantic	A	72-66	.522	3rd/4th	
2006	Kinston	Carolina	Adv A	85-54	.612	1st/2nd	CL Champs
2007	Kinston	Carolina	Adv A	87-52	.626	1st/1st	Lost in Semi-Finals; CL Manager of the Year
2008	Akron	Eastern	AA	80-62	.563	2nd	Division Champs, Lost in Finals
2009	Akron	Eastern	AA	89-53	.627	1st	Division Champs, EL Champs
2010	Columbus	International	AAA	79-65	.549	2nd	IL Champs; AAA Champs
2011	Columbus	International	AAA	88-56	.611	1st	IL Champs; AAA Champs
2012	Columbus	International	AAA	75-69	.521	2nd	
MINOR TOTALS				697-511	.577		

SARBAUGH'S PLAYING RECORD

YEAR	CLUB	AVG	G	AB	R	H	2B	3B	HR	RBI	BB	SO	SB
1989	3 Teams (+)	.274	44	146	24	40	11	0	2	16	11	33	0
1990	2 Teams (%)	.292	123	462	80	135	22	7	7	70	48	77	14
1991	2 Teams (#)	.248	81	277	40	66	12	1	7	34	34	52	4
1992	Canton-Akron	.233	38	120	19	28	5	0	2	18	8	21	1
1993	Canton-Akron	.249	85	277	29	69	13	5	6	31	20	44	3
1994	2 Teams (*)	.270	84	270	35	73	9	2	7	38	24	45	0
MINOR TOTALS		.265	455	1552	227	411	72	15	31	207	145	272	22

(+) A Helena, Rookie AZL Brewers, Rookie Beloit (%) A Reno, A Kinston

(#) A Kinston, AA Canton-Akron (*) AA Canton AAA Charlotte

STAFF ASSISTANTS



ARMANDO CAMACARO, who turns 41 on April 6, begins his 11th season on the Indians coaching staff. His duties include catching starting and relief pitchers and throwing batting practice along with assisting Indians positional coaches with functions relative to their positional responsibility.

"Cama" spent his entire 11-year professional career in the Indians organization, hitting .224 (299/1333) in 418 career games from 1999-09. He was signed out of the Tribe's Venezuelan Academy and spent two seasons in the VSL (1999-2000).

The Caracas-native now resides in Avon Lake, Ohio with his wife, Heidi, and their sons, Gabriel and Samuel.



KYLE HUDSON, 33, is currently in his fourth season in the Indians organization and his first as Major League Coaching Assistant, assisting Brad Mills with the club's outfielders as well as handling advance scouting duties.

The Mattoon, IL native joined the Indians in 2017, serving as Bench Coach in his three campaigns at Class-A Lynchburg ('17), A Lake County (2018) and AAA Columbus (2019). Prior to joining the Indians he served as an assistant coach for his alma mater, the University of Illinois, where he was a three-year letter winner in baseball and football.

After posting the second-highest career average for the Illini (.376), he was drafted in fourth round of the 2008 draft by Baltimore, making his Major League debut with the Orioles in Sept. 2011 (14 total games). Wrapped up an eight-year professional career in 2015.

Resides in Peoria, IL with his wife, Shaela, and daughter, Hadley.



RICKY PACIONE, who turns 31 on April 25, begins his seventh season on the Indians coaching staff. His duties include catching starting and relief pitchers and throwing batting practice along with assisting Indians positional coaches with functions relative to their positional responsibility.

Ricky played professionally for two seasons in the Los Angeles Angels system after being selected in the 48th round of the 2011 draft out of Marist College (Poughkeepsie, NY). Following the conclusion of his playing career in the spring of 2013, he coached the Newburgh American Legion team that summer.

He is single and was born in Newburgh, NY and splits his residence between Newburgh and Cleveland. He was a first-team all-MAAC selection at Marist in 2011 and helped the Red Foxes to a 2009 NCAA regional. He was an Academic All-American in 2011, the first in Marist baseball history.



JUSTIN TOOLE, 33, begins his first season on the Major League staff as Hitting Analyst after serving as the Hitting Coach for AA Akron in 2019. He transitioned into a coaching role following Spring Training in 2016 as the HC in Mahoning Valley and moved up to Lake County and Lynchburg, respectively, in 2017 and 2018.

The native of Council Bluffs, Iowa originally signed with Cleveland as a non-drafted free agent in 2009, spending seven seasons in the organization, reaching Triple-A Columbus on five occasions. Toole batted .249 with 61 doubles and 146 RBI over seven minor league seasons and was a 2011 Carolina League All-Star at Class-A Kinston.

Toole played collegiately at the University of Iowa and wrote a book, "9 in 9," chronicling his August 25, 2012 game with the Carolina Mudcats in which he accomplished the rare feat of playing all nine positions in one game.

Justin and his wife, Lauren, reside in Copley, Ohio.



BRIAN SWEENEY 85

Age: 45, born June 13, 1974 in Yonkers, NY

Resides: Clifton Park, NY

Position: Bullpen Coach

Bats: R

Throws: R

Height: 6-2

Weight: 200

MANAGERIAL/COACHING CAREER

Beginning his third season on the Major League staff and his first as Bullpen Coach... In his previous role, Brian compiled and decimated advance scouting reports and statistical data for the Major League staff and was a key contributor to the success and development of the club's current Major League pitchers...Joined the Indians organization in 2018 after three seasons in the Philadelphia Phillies Player Development system, spending the 2016 and 2017 seasons as the Pitching Coach for the Class-A Lakewood BlueClaws...Spent 2015 as a coach for the Gulf Coast League Phillies (Rookie), his first year as a coach at the professional level.

PLAYING CAREER

Was originally signed by the Seattle Mariners in 1996 out of the independent Heartland League and spent eight years in their minor league system before making his Major League debut in 2003...Pitched in 73 Major League games and went 4-2 with two saves and a 3.38 ERA between the Mariners (2003 & 2010) and San Diego Padres (2004 & 2006)...Spent three years in Japan pitching for the Nippon Ham Fighters, 2007-09...Overall pitched professionally for 18 seasons from 1996-2013...Played for Team Italy in the 2013 WBC (4 games, 2.70 ERA, 1ER, 3.1IP) and was the Pitching Coach for the Italian squad in the 2017 tournament.

PERSONAL/MISCELLANEOUS

Full name **BRIAN EDWARD SWEENEY**...Wife, Connie, owns a dance studio in Clifton Park...Daughter, Ava, attends New Paltz University and Mia is a competitive dancer...Has a BS in biology from Mercy College, where he attended from 1993-96, earning East Coast Conference Scholar Athlete of the Year as a junior...Graduated from Archbishop Stepinac High School in White Plains, NY in 1992...Is a volunteer fireman in the offseason for the West Crescent Fire Department in Halfmoon, NY.

PITCHING RECORD

YEAR	CLUB	W	L	ERA	G	GS	CG	SHO	SV	IP	H	R	ER	BB	SO
1996	Lafayette (Ind)	6	0	2.20	9	5	3	0	0	49.0	32	13	12	13	52
1997	Lancaster	6	3	3.80	40	0	0	0	1	85.1	83	39	36	21	73
1998	Lancaster	6	0	3.63	17	4	0	0	0	52.0	41	26	21	21	48
1999	3 Teams (+)	4	8	5.07	33	19	0	0	1	136.2	165	89	77	36	107
2000	2 Teams (%)	4	4	3.69	21	8	0	0	1	53.2	58	24	22	20	28
2001	San Antonio	7	4	3.80	37	9	0	0	1	104.1	117	47	44	23	96
2002	Tacoma	9	5	3.80	30	23	1	1	2	142.0	157	67	60	28	113
2003	Seattle	0	0	1.93	5	0	0	0	0	9.1	7	2	2	1	7
	Tacoma	11	10	4.28	29	21	0	0	0	141.0	165	80	67	32	115
2004	San Diego	1	0	5.65	7	2	0	0	0	14.1	20	9	9	2	10
	Portland	11	4	3.83	24	23	0	0	0	138.2	130	65	59	42	110
2005	2 Teams (#)	7	9	4.01	30	26	0	0	0	161.2	191	81	72	36	111
2006	San Diego	2	0	3.20	37	0	0	0	2	56.1	53	22	20	16	23
	Portland	2	1	4.70	7	5	0	0	0	30.2	33	17	16	7	22
2007	Nippon (Japan)	6	8	3.70	21	17	0	0	0	109.1	109	47	45	36	56
2008	Nippon (Japan)	12	5	3.48	28	25	1	1	0	163.0	139	65	63	72	90
2009	Nippon (Japan)	5	8	5.32	21	21	1	0	0	118.1	144	73	70	52	58
2010	Seattle	1	2	3.16	24	0	0	0	0	37.0	33	16	13	6	14
	Tacoma	2	1	2.51	15	0	0	0	1	28.2	20	11	8	8	32
2011	Buffalo	5	5	4.34	32	8	0	0	1	85.0	92	46	41	22	67
	Somerset (Ind)	1	0	2.57	1	1	0	0	0	7.0	4	2	2	0	8
2012	Tacoma	6	4	4.63	27	10	0	0	1	95.1	91	53	49	24	55
2013	Tacoma	8	3	3.96	36	10	0	0	0	97.2	104	46	43	21	77
MINOR LGE. TOTALS		88	61	4.09	378	166	1	1	9	1352.2	1447	691	615	341	1054
JAPAN TOTALS		23	21	4.10	70	63	2	1	0	390.2	392	185	178	160	204
MAJOR LGE. TOTALS		4	2	3.38	73	2	0	0	2	117.0	113	49	44	25	54

(+) AAA Tacoma, AA New Haven, A Lancaster (%) AAA Tacoma, AA New Haven (#) AAA Portland/SD, AAA Durham/TB



TY VAN BURKLEO 29

Age: 57, born October 7, 1962 in Oakland, CA

Resides: Grass Valley, CA

Position: Hitting Coach

Bats: L

Throws: L

Height: 6-5

Weight: 230

MANAGERIAL/COACHING CAREER

Begins his eighth season as the Hitting Coach of the Cleveland Indians, his 39th season in professional baseball, his 13th coaching at the Major League level...In his first season as Indians Hitting Coach in 2013, Cleveland's offense ranked fourth in runs (745) and walks (562) in the American League...In 2016, the Indians finished second in the A.L. in runs, increasing their runs scored total from 669 to 777... Cleveland scored exactly 818 runs in 2017 & 2018, good for third-most in the circuit over that span...Club has finished in the top-four in runs scored in four of his seven seasons... Was interim Major League Hitting Coach for the Houston Astros to conclude the 2012 season...Prior to his interim stint in August, he served as the Hitting Coordinator in the Houston Player Development System in 2011-12...Was Bench Coach for the Seattle Mariners and Don Wakamatsu in 2009-2010 and was the Hitting Coach of the Oakland A's in 2007-08... Began his coaching career at Class A Lake Elsinore as a player/coach in 1996 in the Angels system before coaching in Arizona's Player Development System for four seasons from 1997-2000...Was the Minor League Roving Hitting Instructor for the Anaheim Angels from 2001-2006 prior to joining the A's.

PLAYING CAREER

Signed as a non-drafted free agent by the Milwaukee Brewers in 1981...Enjoyed a 15-year professional playing career, appearing in 14 Major League games in 1993 (California) and 1994 (Colorado) before transitioning to coaching in 1996...Played in Japan for four seasons from 1988-1991, leading the 1988 Seibu club to the Japan League title and earning Player of the Year honors (.268, 38HR, 90RBI)...Made MLB debut on July 28, 1993...Lone Major League HR came on August 16, 1993 off Detroit's Bill Gullickson.

PERSONAL/MISCELLANEOUS

Full named TYLER LEE VAN BURKLEO...Wife, Christine...Has five children: Britney, Cameron, Sierra, Devin and Walker...Graduated from Chatsworth (CA) High School in 1980 and attended Los Angeles Valley College for one year in 1981 prior to signing with Milwaukee.

YEAR	CLUB	PLAYING RECORD											
		AVG	G	AB	R	H	2B	3B	HR	RBI	BB	SO	SB
1982	Beloit	.240	129	412	61	99	21	1	22	65	77	135	5
1983	Stockton	.205	111	347	42	71	23	3	7	37	40	117	8
1984	Stockton	.163	47	129	14	21	5	0	1	12	22	48	2
	Peoria	.315	26	73	13	23	7	1	1	10	15	27	4
1985	Redwood	.276	118	366	53	101	20	5	10	52	52	99	8
1986	Palm Springs	.268	135	485	94	130	28	3	22	108	97	128	11
1987	Midland	.328	48	183	38	60	12	4	12	33	23	58	3
	Seibu (Japan)	.279	34	122	19	34	-	-	6	20	-	-	-
1988	Seibu (Japan)	.268	118	366	67	98	10	2	38	93	-	-	-
1989	Seibu (Japan)	.210	36	119	14	25	-	-	6	11	-	-	-
1990	Seibu (Japan)	.196	41	112	22	22	-	-	9	22	-	-	-
1991	Hiroshima (Japan)	.203	29	59	2	12	-	-	2	5	-	-	-
1992	Edmonton	.273	135	458	83	125	28	7	19	88	75	100	20
1993	Vancouver	.274	105	361	47	99	19	2	6	56	51	89	7
	California	.152	12	33	2	5	3	0	1	1	6	9	1
1994	Colorado Springs	.271	128	428	90	116	28	3	21	86	82	111	4
	Colorado	.000	2	5	0	0	0	0	0	0	0	1	0
1995	Colorado Springs	.286	76	231	43	66	14	2	14	57	29	57	2
1996	Lake Elsinore	.312	61	202	44	63	14	3	14	50	58	42	4
MINOR TOTALS		.265	1119	3675	622	974	219	34	149	654	621	1011	78
MLB TOTALS		.132	14	38	2	5	3	0	1	1	6	10	1



CARL WILLIS

51

Age: 59, born December 28, 1960 in Danville, VA

Resides: Durham, NC

Position: Pitching Coach

Bats: L

Throws: R

Height: 6-4

Weight: 220

MANAGERIAL/COACHING CAREER

In his third season on Terry Francona's staff after Oct. 26, 2017 hiring...Overall this is his tenth season as Indians Pitching Coach and 17th at the Major League level...Indians posted fourth-lowest AL ERA in 2018 (3.77) and the third-lowest (3.76) ERA in the Junior Circuit in 2019...Was Pitching Coach of the Boston Red Sox from May 2015-2017...The 2017 Sox staff finished second to Cleveland in 2017 in AL ERA (4th-lowest in MLB)...Began 2015 as pitching coach for the Indians' Triple-A Columbus Clippers and was a Special Assistant to Baseball Operations for Cleveland in 2014...Served four seasons (under Eric Wedge) as Pitching Coach of the Seattle Mariners from August 2010-2013...During his first tenure with the Indians (2003-09), he guided the club to the AL ERA title in 2005 (3.61) and tutored AL Cy Young Winners CC Sabathia (2007) and Cliff Lee (2008)...Four pitchers have won Cy Young Awards with Willis as Pitching Coach: Sabathia, Lee, Felix Hernandez (2010) and Rick Porcello (2016)...Began 2010 as Mariners Minor League Pitching Coordinator...Began coaching career with 13 seasons in the Indians organization from 1997-2009...Worked his way up from Short-A Watertown (1997) and Rookie-level Burlington (1998) to Single-A Columbus (1999), Double-A Akron (2000) and then Triple-A Buffalo (2001-02).

PLAYING CAREER

Right-hander enjoyed a nine-year MLB playing career...Pitched on two teams that went on to win the World Series (1984 Tigers and 1991 Twins)...Went 22-16 with 13 saves and a 4.25 ERA (184 ER/390.0 IP) in 267 Major League games (2 starts) between the Tigers (1984), Reds (1984-86), White Sox (1988), and Twins (1991-95)...From 1991-93, went 18-6 with a 2.78 ERA (70 ER/226.1 IP) in 152 appearances, all in relief...Posted career bests in wins (8-3) and ERA (2.63) over 40 games with the 1991 Twins...Helped MIN to that year's World Series title with a 2.92 ERA (4 ER/12.1 IP) over seven relief appearances in the postseason...Selected by Detroit in the 23rd round of the 1983 June Draft out of the University of North Carolina-Wilmington.

PERSONAL/MISCELLANEOUS

Full name **CARL BLAKE WILLIS**...Married, Rachel...Has a daughter, Ally, and two sons, Daniel and Bryson...Has three grandsons, Grady, Luke and Lawson...Is a 1979 graduate of Piedmont Academy in Providence, NC where he played baseball and basketball...Earned a bachelor's degree in Park and Recreation Management at the University of North Carolina-Wilmington...Played four years of baseball for the Seahawks and was inducted into the school's Athletic Hall of Fame in 1998.

POSTSEASON RECORD

YEAR	CLUB	W	L	ERA	G	GS	CG	SHO	SV	IP	H	R	ER	BB	SO
1991	MIN (ALCS vTOR)	0	0	0.00	3	0	0	0	0	5.1	2	0	0	0	3
	MIN (WS vATL)	0	0	5.14	4	0	0	0	0	7.0	6	4	4	2	2
POST SEASON TOTALS		0	0	2.92	7	0	0	0	0	12.1	8	4	4	2	5

MAJOR LEAGUE PITCHING RECORD

YEAR	CLUB	W	L	ERA	G	GS	CG	SHO	SV	IP	H	R	ER	BB	SO
1984	Detroit	0	2	7.31	10	2	0	0	0	16.0	25	13	13	5	4
	Cincinnati	0	1	3.72	7	0	0	0	1	9.2	8	4	4	2	3
1985	Cincinnati	1	0	9.22	11	0	0	0	1	13.2	21	8	14	5	6
1986	Cincinnati	1	3	4.47	29	0	0	0	0	52.1	54	29	26	32	24
1988	Chicago (AL)	0	0	8.25	6	0	0	0	0	12.0	17	12	11	7	6
1991	Minnesota	8	3	2.63	40	0	0	0	2	89.0	76	31	26	19	53
1992	Minnesota	7	3	2.72	59	0	0	0	1	79.1	73	25	24	11	45
1993	Minnesota	3	0	3.10	53	0	0	0	5	58.0	56	23	20	17	44
1994	Minnesota	2	4	5.92	49	0	0	0	3	59.1	89	48	39	12	37
1995	Minnesota	0	0	94.50	3	0	0	0	0	0.2	5	7	7	5	0
MINOR LGE. TOTALS		39	33	4.17	312	21	0	0	51	612.1	690	329	284	208	299
MAJOR LGE. TOTALS		22	16	4.25	267	2	0	0	13	390.0	424	219	184	115	222

BEHIND THE SCENES



MIKE BARNETT begins his fifth season with the Cleveland Indians as Major League Replay Coordinator and Staff Assistant. Mike serves as the main communication liaison between the dugout and clubhouse replay system during games, assisting Terry Francona and Brad Mills on potential replay challenges and assists Indians hitting coaches and batters with advanced reports on opposing pitchers. During his first three seasons in the position, the Indians have been successful on 75 of 149 replay challenges (50.3%).

Barnett, 60, was the Minor League Hitting Coordinator of the Toronto Blue Jays from 2013-15 prior to joining Cleveland in January 2016. He was the Blue Jays' Major League Hitting Coach (2002-05) and was also Hitting Coach for the Kansas City Royals (2006-08) and Houston Astros (2011-12) with Brad Mills. He served as hitting coach at all levels of the White Sox system from 1990-97, where he worked with Terry Francona, before moving to the Diamondbacks, where he was Hitting Coach at the AAA level from 1998-2001. During the 1994 season he was the Hitting Coach in AA Birmingham for Francona, working with Michael Jordan.

He resides in Knoxville, TN. A graduate of Ohio University with a degree in Sports Administration, Barnett also worked in the Yankees organization as bullpen coach/catcher for the Columbus Clippers (1979-81) and Assistant Administrator of Baseball Operations from 1982-87. He also coached at the University of Tennessee (1988-89). Born in Columbus, he played catcher at Ohio University before his playing career was cut short due to a shoulder injury.



BRIAN MILES begins his first season as the Mental Performance Coordinator for the Major League club. Originally from Newtown, CT, Brian spent the previous four seasons since 2016 as the Mental Performance Coordinator of the organization's Player Development system, working with the team's minor league players and staff.

Prior to joining the Tribe, Miles spent three and a half years working with the United States Army's Comprehensive Soldier and Family Fitness programs in both Fort Bliss, TX, and Fort Drum, NY. During his time working with the military, Miles had the opportunity to work with the Fort Drum Best Ranger Teams that compete annually at Fort Benning, GA, and various other units at both installations. Prior to his work with the U.S. Army, Miles worked with various college and amateur athletics programs at Springfield College. He is a Certified Mental Performance Consultant (CMPC) through the Association for Applied Sport Psychology (AASP).

Brian is a 2009 graduate of Montclair State University (NJ) and earned a Master's of Education in Psychology from Springfield College (MA) in 2012. He resides in Westlake, OH with his wife, Megan and daughter, Marlow.

ATHLETIC TRAINING



LONNIE SOLOFF is in his 17th season with the Cleveland Indians and his seventh leading **Medical Services**. He was elevated to **Vice President, Medical Services** prior to the 2019 campaign after taking an expanded role as Senior Director, Medical Services in 2014.

Lonnie's position focuses on research and development pertaining to physical development, performance enhancement, sports science and injury prevention while assisting club executives in short-term and long-term injury risk assessments relative to strategic amateur and professional player personnel decisions. Lonnie continues to supervise the organization's Athletic Trainers, Strength & Conditioning Coaches and Team Physicians; overseeing injury treatment, rehabilitation systems and physical development at both the Major League and Minor League levels.

Soloff, the club's Head Athletic Trainer for ten seasons from 2004-13, joined the club after spending five years as Assistant Athletic Trainer and physical therapist for the Cincinnati Reds. Lonnie and his staff are widely respected around the professional sports industry and following the 2016 and 2007 campaigns, the Indians Athletic Training and Medical staffs were recognized as MLB's best by a membership of their peers, PBATS and Baseball Prospectus, a leading baseball research and content organization. Soloff was honored to be a member of Team USA's sports medicine staff during the 2017 World Baseball Classic and Athletic Training Staff at the 2012 All-Star Game in Kansas City.

While attending St. Louis University, Soloff graduated summa cum laude with a bachelor's degree in Exercise Science, a master's degree in Physical Therapy and attained his certification in athletic training. In 2013 Lonnie completed post-graduate coursework towards a Doctorate in Physical Therapy from Northeastern University in Boston. Most recently, Soloff is a graduate of Leadership Cleveland's class of 2019. Lonnie has taken an active role in teaching orthopedics and baseball sports medicine, which has enabled him to lecture nationally and participate in research studies. The 45-year old is a member of the NATA and APTA and began his career in baseball with the St. Louis Cardinals in 1996 as part of the PBATS internship program.

Lonnie, a native of New Orleans, resides in Avon Lake, OH with his wife and three children.

ATHLETIC TRAINING, CONT.



JAMES QUINLAN begins his seventh season as the **Head Athletic Trainer** with the Cleveland Indians after spending 2012 and 2013 in the same position with the Tribe's Triple-A affiliate, the Columbus Clippers.

The Havertown, PA native joined the organization prior to the 2007 season as the Athletic Trainer of the Mahoning Valley Scrappers and beginning in 2008 began a four-year term as the club's Rehabilitation Coordinator based out of the Goodyear (AZ) Player Development Complex. James then transitioned to Athletic Trainer in Columbus starting in 2012. In 2019, he was selected as the AL Head Athletic Trainer for the MLB All Star Game at Progressive Field in Cleveland, OH.

James, 39, graduated from Temple University in 2003 and received his Doctorate in Physical Therapy from Widener University (PA) in 2007. Quinlan, who began his career in baseball as a bat boy and clubhouse attendant with the Philadelphia Phillies, also served as an Athletic Training intern with the Phillies in 2003. He is a member of the American Physical Therapy Association (APTA) & National Athletic Trainers Association (NATA).

He and his wife, Erin, reside in Avon Lake, OH with their two children.



JEFF DESJARDINS, 46, is entering his 11th season as an **Assistant Athletic Trainer** on the Major League staff and his 20th season in the Indians organization.

Desjardins spent nine seasons as a Minor League Athletic Trainer in the Cleveland Indians Player Development System from 2001-09. He spent three seasons (2007-2009) serving a dual role as the Indians Athletic Training Coordinator and Athletic Trainer at the club's Triple-A affiliates in Buffalo, NY and Columbus, OH. In 2005 and 2006, he was the Athletic Trainer for the Indians AA Akron affiliate. In 2006, he was named the Eastern League Athletic Trainer of the Year and was selected to represent the Indians in the Arizona Fall League. He held the same position in Kinston, NC in 2004 and in Lake County, OH in 2003. Desjardins originally joined the Indians organization in 2001 as the Athletic Trainer in Burlington, NC and served in that role for two seasons. In 2019, he was selected as the AL Assistant Athletic Trainer for the MLB All Star Game at Progressive Field in Cleveland, OH. In 2016, Jeff shared honors with the entire Cleveland Indians Medical staff as they were named the "Major League Athletic Training Staff of the Year" by the Professional Baseball Athletic Trainers Society. Jeff served on the Athletic Training Staff at the 2019 All-Star Game in Cleveland.

A graduate of Plymouth State College in Plymouth, NH, Desjardins is a certified Athletic Trainer and a certified Strength and Conditioning specialist. He is also an American Red Cross First Aid and CPR Instructor.

The Gorham, Maine native currently resides in Cleveland with his family.



CHAD WOLFE enters his second season as the club's **Assistant Athletic Trainer** and is entering his 17th overall season as an Athletic Trainer in the organization. After spending a single season at rookie-level Mahoning Valley in 2004, Chad incrementally increased his time at each level by one year, beginning with Lake County in 2005 (2005-06) and concluding with five campaigns in Triple-A Columbus (2014-18). He spent three seasons in A Kinston, 2007-09, and four in AA Akron, 2010-13. Additionally, he spent two seasons as the Head Athletic Trainer for Aguilas Cibaenas (2012-13) in the Dominican Winter League, was named Carolina League Athletic Trainer of the Year in 2008 and the following year represented the organization in the Arizona Fall League.

The Graham, NC native earned his graduate and undergraduate degrees from East Carolina University, earning a master's degree in Health Education in 2003. Chad graduated from Southern Alamance High School in Graham, NC in 1997. Chad and his wife, Sarah, reside in Macedonia with their two children.



JIM MEHALIK enters his 26th season with the Cleveland Indians, serving in 2019 as a **Physical Therapy Consultant**. Along with Lonnie Soloff, James Quinlan and the Athletic Training Staff, Jim coordinates the rehabilitation and physical therapy programs for the organization's injured players.

After graduating from Ohio State in 1988 with a degree in Allied Health Sciences, Jim was a Staff Therapist at Lorain Community Hospital and later was the Director of Rehabilitation at Lutheran Hospital from 1993-2010. In 2010, he assumed his current role as a Clinical Rehabilitation Manager at the Cleveland Clinic. Jim went on to earn his Doctorate of Physical Therapy degree from the University of Montana in 2012.

Mehalik, 54, resides in Brunswick Hills, OH with his wife, Lisa. They have three children, Haley, Jacob and Hannah.

ATHLETIC TRAINING, CONT.



BETH MIGNANO begins her fifth season as the club's Massage Therapist.

As a licensed massage therapist and certified Physician Assistant with two decades of experience with elite athletes, Beth brings a unique lens and skill set to the Indians Sports Medicine staff. As a member of USA Track and Field and USA Swimming sports medicine she has supported Team USA in 16 different countries, including the 2012 and 2016 Summer Olympic Games. Prior to joining the Indians, her experience in professional sports includes private and organizational work with WWE, NHL, NFL, MMA and ATP athletes.

She earned a bachelor of Exercise Science degree from the University of South Florida and a master of Clinical Medical Science and Physician Assistant degree from Barry University. Beth makes her offseason home in Boca Raton, FL. She enjoys reading, swimming and completed the 2019 Ironman Arizona!

STRENGTH AND CONDITIONING



JOE KESSLER is in his 11th season as the **Major League Strength and Conditioning Coach** after being named to the position on January 8, 2010. Joe was named MLB Strength Coach of the Year by his MLB peers at the 2018 Winter Meetings and served as the Strength Coach at the 2019 All-Star Game in Cleveland.

Kessler, 38, originally joined the Indians organization in March of 2009. He spent the 2009 season as an Assistant Strength and Conditioning Coach in Goodyear, Arizona, where he worked with players based out of the Goodyear Complex and assisted those who were rehabilitating from previous injuries. Kessler's previous experience includes two years as the Director of Athletic Development for OAK Athletic Development in Bourbonnais, IL and spent two seasons as a Strength and Conditioning Assistant with the Indianapolis Colts from 2005-07 after interning with the Chicago Bears in 2004.

Joe is a 2004 graduate of Illinois State University where he majored in Kinesiology with a concentration in Exercise Science. He resides in Westlake with his family. He is a big fan of University of Michigan football.



NELSON PEREZ begins his 14th season with the Indians organization and 11th as **Assistant Major League Strength Coach**.

Nelson is based out of Cleveland where he assists Joe Kessler in all phases of the club's Strength and Conditioning operation. In the offseason, he visits Latin American-based players regularly and also assists the 40-man Latin-born players with their off season workout plans. His tenure with the club began in 2007 as the Strength Coach at Class-A Lake County, working in Kinston and for the Arizona Rookie League club in subsequent seasons before assuming his current role in 2010.

Nelson is a native of Aguada, Puerto Rico and currently resides in North Ridgeville, Ohio with his wife, Nilmaris, and their three children, Nelson, Tian and Nelina. He is a 2004 graduate of the University of Puerto Rico-Ponce, where he majored in Athletic Training. Nelson interned with the Tribe's Athletic Training staff in the spring of 2006. He was the Strength Coach for the 2017 WBC runner-up Puerto Rican team and served on the Strength and Conditioning staff at the 2019 All-Star Game.

CLEVELAND INDIANS COACHES, 1920-2019

Adair, Rick, 1992-93	Hargrove, Mike, 1990-91	Pole, Dick, 2000-01
Aker, Jack, 1986-87	Harrah, Toby, 1996	Quatraro, Matt, 2014-17
Alomar, Jr., Sandy, 2010-19	Hartenstein, Chuck, 1979	Queen, Mel, 1982
Appling, Luke, 1961	Hartley, Grover, 1928-30	Radinsky, Scott, 2010-12
Atchison, Scott, 2018-19	Hemus, Solly, 1965	Rican, Phil, 1994, 1999
Baker, Del, 1943-44	Hernandez, Chuck, 2009	Rice, Del, 1967
Bassler, Johnny, 1938-40	Hofman, Bobby, 1971-72	Riggleman, Jim, 2000
Belcher, Tim, 2010-11	Isaac, Luis, 1988-91, 1994-2008	Rivera, Luis, 2006-09
Bell, Buddy, 1994-1995, 2003-05	Jones, Clarence, 1999-2001	Roberts, Dave, 1987
Bere, Jason, 2015-2017	Katt, Ray, 1962	Rodríguez, Victor, 2018-19
Bolek, Ken, 1992-93	Keller, Dave, 2001-03	Roth, Frank, 1923-25
Bonds, Bobby, 1984-87	Koenig, Fred, 1986	Ruel, Harold, 1948-50
Brown, Mike, 2002	Kress, Ralph, 1953-60	Sanford, Jack, 1968-69
Bryant, Clay, 1967,1974	Lemon, Bob, 1960	Sarbaugh, Mike, 2013-19
Budzinski, Mark, 2018	Lipon, John, 1968-71	Schang, Wally, 1936-38
Bumbry, Al, 1998, 2002	Little, Grady, 2000-01	Sewell, Luke, 1939-41
Callaway, Mickey, 2013-17	Lobe, Bill, 1952-56	Shanks, Howie, 1928-32
Cash, Kevin, 2013-14	Lutz, Joe, 1972-73	Shelton, Derek, 2005-09
Chiti, Dom,1990-93	MacKenzie, Gordie, 1991-92	Shotton, Burt, 1942-45
Clark, Ron, 1992-93	Manuel, Charlie, 1988-89, 1994-99	Simmons, Al, 1950-51
Colavito, Rocky, 1973, 1976-78	Mathews, Harry, 1926-27	Skinner, Joel, 2001-09
Comer, Steve, 1987	McCallister, Jack, 1920-26	Smith, Steve, 2010-12
Cuccinello, Tony, 1952-56	McCraw, Tom, 1975, 1980-82	Sommers, Dennis, 1980-85
Datz, Jeff, 2002-09	McGaha, Mel, 1961	Spahn, Warren, 1972-73
Dauer, Rich, 1990-91	McKechnie, William, 1948-49	Spencer, Tom, 1988-89
Davenport, Jim, 1989	McMahon, Don, 1983-85	Stanky, Eddie, 1957-58
Deal, Ellis, 1970-71	Melillo, Oscar, 1939-50	Strickland, George, 1963-69
Doby, Larry, 1974	Miller, Dave, 2012	Susce, George, 1941-49
Duncan, Dave, 1979-81	Mills, Brad, 2013-19	Thompson, Robby, 2002, 2005
Easter, Luke, 1969	Mills, Buster, 1946	Tolman, Tim, 2010-11
Edwards, Doc, 1985-87	Moeller, Joe, 1978	Torborg, Jeff, 1975-77
Estrada, Chuck, 1983	Morales, Jose, 1990-93	Uhlaender, Ted, 2000-01
Evers, Walter, 1970	Mullin, Pat, 1967	Uhle, George, 1936-37
Falk, Bibb, 1933	Murray, Eddie, 2002-05	Valo, Elmer, 1963-64
Farrell, Kerby, 1970-71	Napoleon, Ed, 1983-85	Van Burkleo, Ty, 2013-19
Felix, Ruben, 2004-06	Nelson, Dave, 1992-97	Wiedenbauer, Tom, 2012
Fields, Bruce, 2011-12	Newman, Jeff, 1992-99	White, Joyner, 1959-60
Fitzgerald, Ed, 1960	Niebla, Ruben, 2012	Whitehill, Earl, 1941
Flowers, Jake, 1951-52	Nosseck, Joe, 1977-81	Wiley, Mark, 1988-91, 1995-98
Garcia, Dave, 1975-76, 1979	Nunnally, Jon 2010-11	Wilks, Ted, 1960
Gharrity, Patsy, 1933-35	O'Neil, Mickey, 1930	Williams, Billy, 1990-91
Goryl, John, 1982-88, 1997-98	O'Neill, Steve, 1949	Willis, Carl, 2003-09, 2018-19
Graham, Brian, 1999	Otero, Reggie, 1966	Wolgamot, Earl, 1931-33
Haddix, Harvey, 1975-78	Pacheco, Tony, 1974	Wynn, Early, 1964-66
Harder, Mel, 1948-63	Parker, Salty, 1962	Zwilling, Dutch, 1941

HISTORY OF TRIBE ATHLETIC TRAINERS

From 1921-2003, the Indians employed just four Athletic Trainers starting with Fred Weisman (1921-49). Wally Bock (1950-70) followed Weisman. Jim Warfield (1971-96) followed Bock and Paul Spicuzza was head athletic trainer from 1996-2003.

2020 ROSTER FORMATION

INDIANS SELECTED IN THE FIRST-YEAR PLAYER DRAFT (13)

Player	Draft Year	Round	School	Scout
Allen, Greg	June 2014	6th	San Diego State University	Ryan Thompson
Bieber, Shane	June 2016	4th	UC Santa Barbara	Carlos Muniz
Bradley, Bobby	June 2014	3rd	Harrison Central HS (Gulfport, MS)	Mike Bradford
Civale, Aaron	June 2016	3rd	Northeastern	Mike Kanen
Hentges, Sam	June 2014	4th	Mounds View HS (MN)	Les Pajari
Karinchak, James	June 2017	9th	Bryant College	Mike Kanen
Lindor, Francisco	June 2011	1st (8th)	Montverde (FL) Academy	Mike Soper
McKenzie, Triston	June 2015	1st (42nd)	Royal Palm Beach (FL) HS	Juan Alvarez
Naquin, Tyler	June 2012	1st (15th)	Texas A & M	Kyle Van Hook
Pérez, Roberto	June 2008	33rd	Lake City Community College	Mike Soper
Plesac, Zach	June 2016	12th	Ball State	Junie Melendez
Plutko, Adam	June 2013	11th	UCLA	Carlos Muniz
Zimmer, Bradley	June 2014	1st (21st)	University of San Francisco	Don Lyle

*Supplemental 1st Round

INDIANS ACQUIRED BY TRADE (21)

Player	From	Date	With	For
Allen, Logan #	San Diego	July 31, 2019	OF Yasiel Puig (from CIN) LHP Scott Moss (from CIN) INF Victor Nova (from SD) OF Franmil Reyes (from SD)	RHP Trevor Bauer (CLE to CIN) OF Taylor Trammell (CIN to SD)
Arroyo, Christian	Tampa Bay	July 28, 2019	RHP Hunter Wood	OF Ruben Cardenas International bonus pool money
Bauers, Jake #	Tampa Bay	December 13, 2018	cash (to Seattle)	INF Yandy Díaz RHP Cole Sulser
Carrasco, Carlos	Philadelphia	July 29, 2009	INF Jason Donald RHP Jason Knapp C Lou Marson	OF Ben Francisco LHP Cliff Lee
Cimber, Adam	San Diego	July 19, 2018	LHP Brad Hand	C Francisco Mejia
Clase, Emmanuel	Texas	December 15, 2019	OF Delino DeShields	RHP Corey Kluber
Clevinger, Mike	Los Angeles-AL	August 7, 2014		RHP Vinnie Pestano
DeShields, Delino	Texas	December 15, 2019	RHP Emmanuel Clase	RHP Corey Kluber
Hand, Brad	San Diego	July 19, 2018	RHP Adam Cimber	C Francisco Mejia
Johnson, Daniel	Washington	Nov. 30, 2018	RHP Jeffrey Rodríguez INF Andruw Monasterio*	C Yan Gomes
León, Sandy	Boston	Dec. 2, 2019		RHP Adenys Bautista
Luplow, Jordan	Pittsburgh	November 14, 2018	INF Max Moroff	INF Erik González RHP Dante Mendoza RHP Tahnaj Thomas
Maton, Phil	San Diego	July 12, 2019		International bonus pool money
Mercado, Oscar	St. Louis	July 31, 2018		OF Conner Capel OF Jhon Torres
Moss, Scott #	Cincinnati	July 31, 2019	LHP Logan Allen (from SD) OF Yasiel Puig (from CIN) INF Victor Nova (from SD) OF Franmil Reyes (from SD)	RHP Trevor Bauer (CLE to CIN) OF Taylor Trammell (CIN to SD)
Reyes, Franmil #	San Diego	July 31, 2019	OF Yasiel Puig (from CIN) LHP Scott Moss (from CIN) INF Victor Nova (from SD) LHP Logan Allen (from SD)	RHP Trevor Bauer (CLE to CIN) OF Taylor Trammell (CIN to SD)
Rodríguez, Jefry	Washington	Nov. 30, 2018	OF Daniel Johnson INF Andruw Monasterio*	C Yan Gomes
Santana, Carlos #	Seattle	December 13, 2018	cash	DH/1B Edwin Encarnacion
Velazquez, Andrew	Tampa Bay	July 3, 2019		International bonus pool money
Wittgren, Nick	Miami	February 4, 2019		RHP Jordan Milbrath
Wood, Hunter	Tampa Bay	July 28, 2019	INF Christian Velazquez	OF Ruben Cardenas International bonus pool money

* As *Player To Be Named Later*

3-way trade

AS FREE AGENT (4)

Player	Date
Hernández, César	Dec. 29, 2019
Hoyt, James*	Dec. 1, 2018
Pérez, Oliver	Jan. 25, 2019
Santana, Domingo	Feb. 13, 2020

*Minor League FA


AS NON-DRAFTED FREE AGENT (3)

Player	Date
Chang, Yu	June 3, 2013
Mejia, Jean Carlos	Nov. 29, 2013
Ramírez, José	Nov. 26, 2009

ON WAIVER CLAIM (0)

Player	Date
*Major League Phase Rule V Draft	


2020 CLEVELAND INDIANS



2019 MLB All-Star Game MVP Shane Bieber

40-Man Roster and Spring Invitees.....	76-192
Cleveland Indians Birthdays	129
Cleveland BBWAA	96
Formation of the 2020 Cleveland Indians.....	74
Phonetic Pronunciations for 2020 Indians.....	102
Pre-Game Timings.....	89
Servicing the Media in Progressive Field.....	79

Footnotes refer to player statistics that follow: () League Leader, (#) Tied for league lead*



GREG ALLEN 1

Age: 27, born March 15, 1993 in San Diego, CA

Resides: Chula Vista, CA **Position:** Outfielder

Bats: S **Throws:** R **Height:** 6-0 **Weight:** 185

ML Service: 1 + 099

Contract Status (options remaining): Signed thru 2020 (1)

Acquired: Selected by Cleveland in the 6th round (188th overall pick) of the 2014 First-Year Player Draft.



@GregAllen315

greg_allen315

YEAR	CLUB	AVG	G	AB	R	H	2B	3B	HR	RBI	SH	SF	HB	BB	SO	SB	CS	SLG	OBP	OPS	E
2014	Mahoning Valley	.244	57	225	46	55	8	2	0	19	1	2	15	27	26	*30	5	.298	.361	.658	1
2015	Lake County	.273	123	479	*83	131	27	2	7	45	10	2	20	53	57	43	16	.382	.368	.750	4
	Lynchburg	.154	3	13	2	2	1	0	0	0	0	1	2	3	3	0	0	.231	.313	.543	0
2016	Lynchburg	.298	92	346	*93	103	16	4	4	31	7	2	19	58	51	38	7	.402	*.424	.825	2
	Akron	.290	37	145	26	42	7	3	3	13	1	1	8	19	27	7	6	.441	.399	.840	0
2017	Akron	.264	71	258	37	68	16	1	2	24	4	6	13	22	55	21	2	.357	.344	.701	2
	AZL Indians	.333	5	15	3	5	0	0	0	2	0	1	1	0	1	3	0	.333	.353	.686	0
	CLEVELAND	.229	25	35	7	8	1	0	1	6	0	1	1	2	8	1	0	.343	.282	.625	0
2018	Columbus	.298	47	171	31	51	13	0	2	14	5	1	9	19	44	12	6	.409	.395	.804	2
	CLEVELAND	.257	91	265	36	68	11	3	2	20	4	1	7	14	58	21	4	.343	.310	.654	1
2019	CLEVELAND	.229	89	231	30	53	9	3	4	27	4	1	9	11	53	8	2	.346	.290	.636	2
	Columbus	.268	48	198	37	53	9	3	5	17	0	0	8	20	44	10	5	.419	.358	.778	1
Minor Lge. Totals		.276	483	1850	358	510	97	15	23	165	28	15	94	220	308	167	47	.382	.378	.760	12
CLEVELAND TOTALS		.243	205	531	73	129	21	6	7	53	8	3	17	27	119	30	6	.345	.299	.644	3
American League		.243	205	531	73	129	21	6	7	53	8	3	17	27	119	30	6	.345	.299	.644	3
National League		--	--	--	--	--	--	--	--	--	--	--	--	--	--	--	--	--	--	--	--
MLB TOTALS		.243	205	531	73	129	21	6	7	53	8	3	17	27	119	30	6	.345	.299	.644	3

CAREER TRANSACTIONS

2014 Selected by the Cleveland Indians in the 6th round (188th overall) of the June draft. Signed, 6/12.

FIELDING BY POSITION

PCT	G	PO	2019				TC	DP	PCT	G	PO	CAREER			
			A	E	TC	DP						A	E	TC	DP
.985	84	125	7	2	134	0		Outfield	.991	196	335	9	3	347	1

POSTSEASON RECORD

YEAR	CLUB	AVG	G	AB	R	H	2B	3B	HR	RBI	SH	SF	HBP	BB	SO	SB	CS	E
2017	CLE (ALDS vNYY)	---	2	0	0	0	0	0	0	0	0	0	0	0	0	0	0	0
2018	CLE (ALDS vHOU)	.000	1	1	0	0	0	0	0	0	0	0	0	0	0	0	0	0
TOTALS		.000	3	1	0	0	0	0	0	0	0	0	0	0	0	0	0	0

2019 SEASON HIGHLIGHTS

- ◆ Split second straight season between Columbus and Cleveland, spending four overall stints with the Indians after making his first Major League Opening Day roster...Was on the OD roster until April 28 and other stints came May 25-June 3, July 6-30 and again August 6 thru the remainder of the season....Started the year 4-for-46 over his first 22 games before connecting on a 2-run, 9th inning home run on May 28 at Boston that tied the game, 5-5...From May 28-end of season he batted .263 (49-186) with 7 2B, 3 3B, 4 HR and 21 RBI over his final 66 games.
- ◆ Overall on the year he made 35 starts in left field (60 games), 15 starts in center field (18 games) and 8 starts in right field (13 games)...Enjoyed a pair of four-hit games, the first of his career, on July 7 at Cincinnati and August 15 at NYY...In the 8/15 game at Yankee Stadium he went 4-for-5 with a 2B, HR, 4 RBI and 4 runs (single-game career-highs for hits, runs, RBI).
- ◆ From Aug. 16-end of season he batted .183 (15-for-82)...With Columbus, he batted .268 (53-for-198) w/9 2B, 3 3B, 5 HR, 17 RBI and 37 runs in 48 games...Recorded an OPS of .726 vs. right-handed pitching and a .423 OPS vs. left-handed pitching, batting just .186 (13-for-70 from the right side of the plate (2 2B))...Hit .170 (17-for-100) with runners on base and .345 (19-for-55) when leading off an inning.

PRO CAREER

- ◆ **2018** Split the season between AAA Columbus and Cleveland, spending five stints at the Major League level...His fifth and final stint was his most productive of the campaign, compiling a career-high 14-game hitting streak that spanned from 7/15-8/21...His 21 steals were the most by an Indians rookie since Kenny Lofton's 66 in 1992...Finished tied for 10th in the American League in steals (most by an A.L. rookie) and T11th in sac hits (4)...He hit his second career home run on 5/27 vs. Houston, a solo homer, walk-off shot in the 14th inning of a 10-9 win off Brad Peacock that capped a five-run comeback...The 14-game hit streak was the longest by a rookie Indians batter since Michael Brantley in August/September 2010.
- ◆ **2017** Spent most of the season at AA Akron before spending the last month of the regular season in Cleveland after a 9/1 promotion... Missed two months, 5/8-7/13, due to a broken hamate bone in his right hand (surgery) and spent five games rehabbing in the Arizona Rookie League in early July...Entered the season as the ninth-rated prospect in the Indians system according to **MLB.com**...Named an **MilB.com** organization All-Star (OF)...Made his Major League debut on 9/1 at Detroit (night game) and collected his first hit the following day against the Tigers...Hit his first career home run on 9/7 at Chicago-AL off Jace Fry, a 2-run shot...Appeared in one game in CF and one game as PR in the ALDS.
- ◆ **2016** Hit a combined .295 (145-491) with 119 runs scored between A Lynchburg and AA Akron...Led all Minor League players in runs scored (13 more than the runner-up) and was tied for fifth with a combined 45 steals in 58 attempts...His .416 combined on-base pct. led all Indians farmhands and his .830 OPS was fourth-best in the system...Led the Carolina League in runs (93) and on-base pct and was second in steals despite being promoted to AA Akron on 7/25...Spent the remainder of the season in Akron, helping them to the Eastern League title... After the season played for Mesa in the Arizona Fall League...Named to the Top Prospects Team selected by Fall League managers and coaches...Rated by **Baseball America** as the best defensive outfielder in the Indians organization.
- ◆ **2015** Led the Indians Player Development System with 46 stolen bases...With Lake County, his 83 runs scored were the most by any player in the Midwest League, third-most in the Indians Player Development System, and his 43 stolen bases ranked second in the minors...Named Best Defensive Outfielder in the Indians organization by **Baseball America** entering the 2016 season.
- ◆ **2014** Considered the Fastest Baserunner and Best Outfield Arm in the Indians system by **Baseball America**.

PERSONAL/MISCELLANEOUS

Full name **GREG LOMACK ALLEN**...Single... Won four varsity letters as a baseball player at Hilltop High School in Chula Vista, CA, graduating in 2011...Named Mesa League Player of the Year as a senior...Member of the **San Diego Union-Tribune** all-academic baseball team his final two seasons...Played three seasons at San Diego State University... As a junior hit .305 w/8 2B, 52 runs in 61 games and led the Mountain West Conference with 25 steals...Member of the Orleans Firebirds of the Cape Cod League during summer 2013...Majored in business at San Diego State...2018-20 Tribe Fest participant... Hosted patients from the Cleveland Clinic in 2019 as part of "Greg's Silver Lining", surprising each patient with a jersey and tickets during the meet and greet.

CTRIBE TIDBITS

Played for Tony Gwynn at San Diego State and grew up in the San Diego area idolizing the Hall of Famer.

Named San Diego State's 2013-14 Male Student-Athlete of the Year and was a member of the 2014 Capital One Academic All-District 8 team.

Also a two-time recipient of the Arthur Ashe Jr. Sports Scholar award.

Cousin, DeWayne Patmon, played collegiate football at Michigan and for the New York Giants of the NFL.

CAREER SNAPSHOT

MILB.COM ORGANIZATION ALL-STAR

2016: Cleveland (AL)

2017: Cleveland (AL)

MILB GOLD GLOVE

2016: Akron (EAS)

POST-SEASON ALL-STAR

2016: Lynchburg (CAR)

MID-SEASON ALL-STAR

2014: Mahoning Valley (NYP)

2016: Lynchburg (CAR)

ALLEN'S FAVORITES

Favorite Movie: Remember the Titans

Favorite Group/Artist: John Legend

Favorite Athlete Growing Up: Tony Gwynn

Favorite Team Growing Up: Philadelphia Eagles

Person Who Has Most Influenced You: My parents, Kim & Charles Allen

Favorite Thing Away From Baseball: Family

Favorite School Subject: Math/Chemistry

Favorite TV Show: Bones

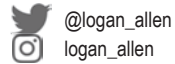
ALLEN'S CAREER GAME HIGHS

HITS: 4, two times, last August 15, 2019 at NY Yankees; **RUNS:** 4, last August 15, 2019 at NY Yankees; **DOUBLES:** 1, 11 times; **HR:** 1, three times; **RBI:** 4, last August 15, 2019 at NY Yankees; **BB:** 2, May 22, 2018 at Chicago-NL; **SB:** 2, three times, last July 23, 2019 at Toronto; **HITTING STREAK:** 14 games, July 15-August 21, 2018; **GRAND SLAMS:** N/A; **WALK-OFF HR:** 1, May 27, 2018 vs. Houston (Peacock).



LOGAN ALLEN 54

Age: 22, born May 23, 1997 in West Palm Beach, FL
Resides: Fletcher, NC **Position:** Pitcher
Bats: R **Throws:** L **Height:** 6-3 **Weight:** 220
ML Service: 0 + 041



Contract Status (options remaining): Signed thru 2020 (2)
Acquired: July 31, 2019; Acquired from San Diego in a three-team trade with INF Victor Nova and OF Franmil Reyes. Cleveland sent RHP Trevor Bauer to the Cincinnati Reds, who sent OF Taylor Trammell to San Diego Padres. Cincinnati also sent LHP Scott Moss and OF Yasiel Puig to Cleveland.

		OPPONENTS																			
YEAR	CLUB	W-L	ERA	G	GS	CG	SHO	SV	IP	H	R	ER	HR	HB	BB	SO	WP	BK	AVG	SLG	OBP
2015	GCL Red Sox	0-0	0.90	7	7	0	0	0	20.0	12	2	2	0	0	1	24	1	0	.171	.186	.183
	Lowell	0-0	2.08	1	1	0	0	0	4.1	6	1	1	0	0	0	2	0	0	.300	.400	.300
2016	Ft. Wayne	3-4	3.33	15	11	0	0	0	54.0	48	22	20	2	3	22	47	3	0	.242	.374	.324
	AZL Padres	0-0	3.00	3	3	0	0	0	6.0	5	2	2	0	0	1	8	0	0	.217	.304	.250
	Tri-City	0-1	7.71	1	1	0	0	0	2.1	4	2	2	0	0	1	4	0	0	.364	.545	.417
2017	Fort Wayne	5-4	2.11	13	13	0	0	0	68.1	49	16	16	1	6	26	85	3	0	.201	.283	.292
	Lake Elsinore	2-5	3.97	11	10	0	0	0	56.2	60	29	25	2	0	18	57	2	0	.271	.367	.325
2018	San Antonio	10-6	2.75	20	19	0	0	0	121.0	89	41	37	7	5	38	125	4	0	.205	.306	.276
	El Paso	4-0	1.63	5	5	0	0	0	27.2	21	7	5	4	0	13	26	1	0	.206	.324	.296
2019	El Paso	4-3	5.15	13	13	0	0	0	57.2	61	39	33	8	6	22	63	4	0	.269	.427	.349
	San Diego	2-3	6.75	8	4	0	0	0	25.1	33	20	19	4	2	13	14	0	0	.330	.560	.414
	Columbus	1-1	7.66	5	5	0	0	0	22.1	31	20	19	6	2	12	18	0	0	.341	.626	.425
	CLEVELAND	0-0	0.00	1	0	0	0	0	2.1	3	0	0	0	0	0	3	0	0	.333	.444	.333
Minor Lge. Totals		29-24	3.31	94	88	0	0	0	440.1	386	181	162	30	22	154	459	18	0	.235	.352	.308
CLEVELAND TOTALS		0-0	0.00	1	0	0	0	0	2.1	3	0	0	0	0	0	3	0	0	.333	.444	.333
American League		0-0	0.00	1	0	0	0	0	2.1	3	0	0	0	0	0	3	0	0	.333	.444	.333
National League		2-3	6.75	8	4	0	0	0	25.1	33	20	19	4	2	13	14	0	0	.330	.560	.414
MLB TOTALS		2-3	6.18	9	4	0	0	0	27.2	36	20	19	4	2	13	17	0	0	.330	.550	.408

CAREER TRANSACTIONS

- 2015 Selected by the Boston Red Sox in the 8th round (231st overall) of the June draft. Signed, 6/21.
- 2015 Traded by the Boston Red Sox with Carlos Asuaje, Javy Guerra and Manuel Margot to the San Diego Padres for Craig Kimbrel, 11/13.
- 2019 Traded as part of a three-team trade by San Diego with Victor Nova and Franmil Reyes to the Cleveland Indians. Cleveland sent Trevor Bauer to Cincinnati, who sent OF Taylor Trammell to SD. Cincinnati sent Scott Moss and Yasiel Puig to Cleveland, 7/31.

FIELDING BY POSITION

2019							CAREER							
PCT	G	PO	A	E	TC	DP	PCT	G	PO	A	E	TC	DP	
1.000	9	1	7	-	8	1	Pitcher	1.000	9	1	7	-	8	1

PITCHERS HITTING

2019					CAREER				
AVG	AB	H	HR	RBI	AVG	AB	H	HR	RBI
.250	4	1	-	-	.250	4	1	-	-

2019 SEASON HIGHLIGHTS

- ◆ Logan was acquired at the trade deadline from the San Diego Padres in a trade that included Yasiel Puig and Franmil Reyes...Made his Cleveland debut on August 14 vs. Boston, a 2.1 inning relief appearance in his only appearance/stint with Cleveland following the acquisition...Opened the year at AAA El Paso, going 3-1 with a 3.14 ERA in six May starts (28.2IP, 23H, 10ER, 34SO) after struggling in April (8.15 ERA).
- ◆ Made his Major League debut on June 18 vs. Milwaukee (7.0IP, 3H, 0R, 2BB, 5SO), picking up the win in the 4-1 Padres victory...He recorded a win in his second start on June 25 at Baltimore (6.0IP, 8H, 2R) and was with the Padres for five weeks, June 18-July 26...Assigned to AAA Columbus after the trade, making five regular season starts for the Clippers...Posted a 2-0 record with a 2.38 ERA in two postseason starts for the Int'l league Champion Clippers (11.1IP, 9H, 3ER, 8SO)...Combined at the Triple-A level in 2019, he posted a 5.85 ERA in 18 regular season starts (52ER/80.0IP).

2020 PUBLICATION CLUB PROSPECT RANKINGS

Baseball America	11th
MLB.com	11th
Baseball Prospectus	7th

PRO CAREER

- ◆ **2018** Split the year with El Paso (AAA) and San Antonio (AA) and earned *MLB.com* Organization All-Star and Texas League Pitcher of the Year honors...His 151 strikeouts led the Padres system (MLB and MiLB)...14 wins between SA and ELP set a career high...Combined with reliever Jason Jester for the club's 13th no-hitter in franchise history as SA blanked Tulsa 6-0 on 5/31....At the time of his promotion to El Paso on 8/10, led the Texas League in ERA (2.75), SO (125), WHIP (1.05) and opponent average (.205)...Following his promotion to ELP, went 4-0 with a 1.63 ERA (5 ER/27.2 IP), 26 SO and .206 opponent average....Became the 11th San Antonio hurler to win the TL Pitcher of the Year accolade and the first since Josh Geer in 2007...Notable pitchers from SA to earn the honor include Bob Turley (1951), Dennis Eckersley (1974), Sid Fernandez (1983), Eric Gagne (1999)...Entered 2019 rated as the No. 74 prospect by *MLB Pipeline*, No. 80 by *ESPN.com* and No. 92 by *Baseball America*.
- ◆ **2017** Earned Midwest League Mid-Season All-Star honors after posting a 4-4 record and a 2.02 ERA (14 ER/62.1 IP) with Fort Wayne (A)...Split the season with FW and Lake Elsinore (A), combining for a 2.95 ERA.
- ◆ **2016** Split the season between AZL Padres (R), Tri-City (A) and Fort Wayne (A), owning a 3-5 record with a 3.47 ERA (24 ER/62.1 IP).

PERSONAL/MISCELLANEOUS

Full name **LOGAN SHANE ALLEN**...Single...Regards his disabled big brother, Philip, as his source of inspiration...Considers his Major League debut his biggest baseball accomplishment to date...Roots for the Miami Dolphins and Georgia Bulldogs... Attended IMG Academy in Bradenton, FL...Committed to the University of South Carolina prior to signing with the Red Sox in June 2015.

CAREER SNAPSHOT

MILB.COM ORGANIZATION ALL-STAR
2018: San Diego (NL)

BASEBALL AMERICA AA ALL-STAR
2018: San Antonio (TEX)

PITCHER OF THE YEAR
2018: San Antonio (TEX)

POST-SEASON ALL-STAR
2018: San Antonio (TEX)

MID-SEASON ALL-STAR
2017: Fort Wayne (MID)
2018: San Antonio (TEX)

ALLEN'S FAVORITES

Favorite Movie: Joker
Favorite Group/Artist: Post Malone
Favorite Athlete Growing Up: Chipper Jones and CC Sabathia
Favorite Thing Away From Baseball: Travel
Favorite TV Show: Game of Thrones
Favorite Road City: NYC
Favorite Road Stadium: Petco Park
Favorite School Subject: Social Studies

ALLEN'S CAREER GAME HIGHS

K's (starter): 5, two times, June 25, 2019 at Baltimore; **K's (relief):** 3, Aug. 14, 2019 vs. Boston; **BB's (starter):** 3, July 16, 2019 at Miami; **BB's (relief):** 2, July 25, 2019 at NY Mets; **LONGEST START:** 7.0 IP, June 18, 2019 vs. Milwaukee; **LONGEST RELIEF:** 2.1IP, August 14, 2019 vs. Boston; **WINNING STREAK:** 2 games, June 18-25, 2019; **LOSING STREAK:** 3 games, July 1-26, 2019 (current); **HR:** 1, four times; **SHORTEST START:** 2.1 IP, July 16, 2019 at Miami; **CG:** n/a; **CG SHO:** n/a; **CAREER 10+ STRIKEOUT GAMES:** n/a; **LAST WIN:** June 25, 2019 at Baltimore.

SERVICING THE MEDIA IN PROGRESSIVE FIELD

Jerod Scheetz	Press Box Supervisor
John Wilgus	Press Box Attendant
Jim DiFranco	Press Box Attendant
John Foreman	Media Gate Attendant
Nick Mays	Media Gate Attendant
Jack Efta	Umpires Room Attendant/Spring Training Information Assistant
Josh Ball, Frank Mancini, Scott Anderson	Home Clubhouse Supervisors
Sam Hindes, Frederick Brown, Jack Kelly, Dan Ostroske,	
Alex Waters, Noah Pena, Max Underwood	Home Clubhouse Attendants



ARGENIS ANGULO 83

SPRING INVITEE

Age: 26, born February 26, 1994 in Araure, Venezuela

Resides: Portuguesa, VZ **Position:** Pitcher

Bats: R **Throws:** R **Height:** 6-3 **Weight:** 225

ML Service: 0 + 000

Contract Status: Signed thru 2020

Acquired: Selected by Cleveland in the 19th round (578th overall) in the 2014 First-Year Player Draft.



@ArgenisA24

arjesus34

OPPONENTS

YEAR	CLUB	W-L	ERA	G	GS	CG	SHO	SV	IP	H	R	ER	HR	HB	BB	SO	WP	BK	AVG	SLG	OBP
2014	AZL Indians	2-0	7.80	13	0	0	0	1	15.0	20	13	13	1	2	6	27	3	1	.313	.516	.384
2015	AZL Indians	0-0	13.50	3	1	0	0	0	2.0	1	3	3	1	1	5	3	1	0	.125	.500	.500
2016	Mahoning Valley	1-0	1.19	11	0	0	0	1	22.2	10	3	3	1	1	8	28	1	0	.137	.233	.232
	Akron	0-0	6.23	2	0	0	0	0	4.1	4	3	3	2	0	2	1	0	0	.222	.667	.300
	Lake County	2-0	1.06	8	0	0	0	0	17.0	7	5	2	1	1	5	17	1	0	.130	.204	.213
	Columbus	0-0	0.00	1	0	0	0	0	1.1	1	0	0	0	0	3	3	1	0	.200	.200	.500
2017	Lynchburg	5-2	2.29	41	0	0	0	15	55.0	31	15	14	1	2	27	68	11	1	.160	.216	.269
2018	Akron	2-5	5.23	47	0	0	0	8	51.2	59	36	30	4	6	29	64	4	0	.286	.422	.384
2019	Akron	3-2	2.06	26	0	0	0	2	35.0	19	8	8	0	0	22	63	1	1	.157	.207	.287
	Columbus	1-0	5.20	22	1	0	0	3	27.2	24	18	16	7	1	16	25	5	1	.231	.490	.339
Minor Lge. Totals		16-9	3.57	174	2	0	0	30	231.2	176	104	92	18	14	123	299	28	4	.208	.334	.316

CAREER TRANSACTIONS

2014 Selected by the Cleveland Indians in the 19th round of the June Draft.

2019 SEASON HIGHLIGHTS

◆ Posted a 4-2 record with 5 saves and a 3.45 ERA in 48 relief outings/1 start (62.2IP, 43H, 24ER, 38BB, 88SO, .191 avg.) between AA Akron and AAA Columbus...Was with Columbus, May 28-July 30, and then from Sept. 1-end of season...ERA at Columbus was skewed due to a July 13 outing where he allowed 6 ER without recording an out...His 48 outings led the Indians PD system.

◆ Posted 3 scoreless outings in the Int'l League playoffs (3.2IP, 2H, 0R, 4BB, 5 SO)...On the year posted 23 outings of at least 1.1 IP and recorded a pair of 3.0-inning outings with Akron...Combined on the year RHH batted .214 (27-for-126) and LHH batted just .162 (16-for-99, 1HR)...Batters hit .157 (19-for-121) off him with runners on...Recorded 3 scoreless outings in exhibition outings for Cleveland last spring (2.1 IP).

PRO CAREER

◆ **2018** Led Akron in appearances (47), good for 6th in Eastern League.

◆ **2017** Led Indians organization with 15 saves and led Lynchburg with 31 games finished.

◆ **2016** Named New York-Penn League Pitcher of the Week for June 20-26 after working 6.2 scoreless innings over three games (1H, 2BB, 9K)...Signed by Mark Allen.

PERSONAL/MISCELLANEOUS

Full name **ARGENIS JESUS ANGULO**...Member of the Venezuelan 18U national team and Team Venezuela for the November 2019 WSBC Premier 12 event, a 2020 Olympic qualifier...A *YouTube.com* video produced by his father following his conversion to pitching helped him land a scholarship with Ranger College outside of the DFW area...Pitched at Ranger JC in 2013 and 2014, posting a 3.14 ERA in his second season...Has never been on the Injured List in his professional career.

CAREER SNAPSHOT

RISEING STARS

2017: Glendale (AFL)

2019: Mesa (AFL)

MID-SEASON ALL-STAR

2017: Lynchburg (CAR)



CHRISTIAN ARROYO

26

Age: 24, born May 30, 1995 in Tampa, FL

Resides: Tampa, FL

Position: Infielder

Bats: R Throws: R

Height: 6-1 Weight: 210

ML Service: 1 + 064

Contract Status (Options Remaining): Signed thru 2020 (0)

Acquired: July 28, 2019; Acquired from the Tampa Bay Rays with RHP Hunter Wood for OF Ruben Cardenas and international bonus slot money.



@arroyo_c

arroyoc22

YEAR	CLUB	AVG	G	AB	R	H	2B	3B	HR	RBI	SH	SF	HB	BB	SO	SB	CS	SLG	OBP	OPS	E
2013	Scottsdale	.326	45	184	*47	60	*18	5	2	*39	0	4	2	19	32	3	2	*.511	.388	.898	8
2014	Augusta	.203	31	118	10	24	3	1	1	14	1	2	0	4	22	1	2	.271	.226	.497	4
	Salem-Keizer	.333	58	243	39	81	14	2	5	48	0	4	2	18	31	6	1	.469	.378	.847	10
2015	San Jose	.304	90	381	48	116	28	2	9	42	2	2	5	19	73	5	3	.459	.344	.803	15
2016	Richmond	.274	119	474	57	130	36	1	3	49	4	7	3	29	72	1	1	.373	.316	.689	18
2017	Sacramento	.396	25	91	18	36	7	0	4	16	0	0	5	6	12	2	0	.604	.461	1.065	4
	San Francisco	.192	34	125	9	24	5	0	3	14	0	1	1	8	32	1	2	.304	.244	.548	3
2018	Durham	.235	46	170	19	40	12	0	2	20	0	0	4	8	32	2	3	.341	.286	.627	2
	Tampa Bay	.264	20	53	5	14	2	1	1	6	0	0	0	6	16	0	0	.396	.339	.735	1
	Charlotte	.000	2	7	0	0	0	0	0	0	0	0	0	0	2	0	0	.000	.000	.000	0
2019	Tampa Bay	.220	16	50	8	11	2	0	2	7	1	0	1	5	18	0	0	.380	.304	.684	2
	Durham	.314	33	121	21	38	9	1	8	29	0	0	1	12	26	1	0	.603	.381	.984	5
Minor Lge. Totals		.293	449	1789	259	525	127	12	34	257	7	19	22	115	302	21	12	.435	.340	.775	66
CLEVELAND TOTALS		--	--	--	--	--	--	--	--	--	--	--	--	--	--	--	--	--	--	--	--
American League		.243	36	103	13	25	4	1	3	13	1	0	1	11	34	0	0	.388	.322	.710	3
National League		.192	34	125	9	24	5	0	3	14	0	1	1	8	32	1	2	.304	.244	.548	3
M.L. TOTALS		.215	70	228	22	49	9	1	6	27	1	1	2	19	66	1	2	.342	.280	.622	6

CAREER TRANSACTIONS

- 2013 Selected by the San Francisco Giants in the 1st round (25th pick) of the June draft. Signed, 6/18.
- 2017 Traded by the San Francisco Giants with Matt Krook, Stephen Woods and Denard Span to the Tampa Bay Rays for Evan Longoria and cash, 12/20.
- 2018 DL - left oblique strain, 6/16-7/14....rehab A Charlotte, 7/9-11 and AAA Durham, 7/12-14.
- 2019 IL - right forearm strain, 6/13-remainder of season.
- 2019 Traded by the Tampa Bay Rays with Hunter Wood to the Cleveland Indians for Ruben Cardenas and international bonus slot money, 7/28.

FIELDING BY POSITION

PCT	G	PO	2019				TC	DP	PCT	G	PO	CAREER			
			A	E	TC	DP						A	E	TC	DP
.938	13	8	22	2	32	3		.952	42	23	76	5	104	8	
1.000	1	0	2	0	2	0		1.000	11	19	27	0	46	9	
-	-	-	-	-	-	-		.969	10	12	19	1	32	3	
.941	14	8	24	2	34	3		.967	63	54	122	6	182	20	

2019 SEASON HIGHLIGHTS

- ◆ Spent three stints on the Tampa Bay roster before a right forearm flexor tendon strain in mid-June ended his season...Following the trade, he rehabbed injury in Goodyear, AZ...Over his three stints with Tampa Bay he made 13 starts at third base and one at second... Optioned out of spring training on March 9 and recalled for the first time on April 1, opening his season with the Rays...Last game played came on June 12 vs. Oakland...Homered in consecutive games, June 1-2, at Minnesota.
- ◆ At Triple-A Durham he went 5-for-5 with 3 doubles, a grand slam and 7 RBI on May 28 vs. Louisville...Overall, recorded a .984 OPS at AAA and had six multi-hit games over his final 10 games played with the Bulls.

CTRIBE TIDBITS

Christian grew up a Devil Rays fan and was born two months after Tampa Bay was awarded a franchise in March 1995...Rocco Baldelli was his favorite player.

His mother raised him alone from age 2-12 and could be considered his first hitting coach...She even threw him batting practice while eight months pregnant in preparation for U.S. National Team tryouts.

Is an avid Tampa Bay Buccaneers and Lightning fan
In 2011, his Hernando High School team reached the state semifinal but lost to a Jesuit High School squad led by Lance McCullers Jr.

PRO CAREER

- ◆ **2018** Appeared in 20 games and made 16 starts (8-2B, 7-3B, 1-DH) with the Rays...With the club from 5/16–7/15, which included a stint on the 10-day DL in June for a left oblique strain...Made his Rays debut at 22 years, 352 days, becoming the youngest positional player at the time of his Rays debut since Wil Myers (22.190) in 2013... Later surpassed by Willy Adames and Jakes Bauers... From 5/17-18, be-came the first player to begin his Rays career with consecutive multi-hit games since Drew Sutton (3) in 2012. ..Was on the disabled list three times with Triple-A Durham: 4/15-30 (right calf strain), 8/30-8/15 (concussion) and 9/2-18 (left hamstring strain).
- ◆ **2017** Made his Major League debut for the Giants on 4/24 vs. LAD at 21 years, 239 days...Was the first Giant to start in his debut before his 22nd birthday since Madison Bumgarner in 2009 and the first position player since Royce Clayton in 1991...Became the youngest player to start at third base for the Giants since Matt Williams in 1987...Became the first player drafted out of high school in the 2013 June Draft class to debut, one day before LAD Cody Bellinger...Recorded his first career hit on 4/25 vs. LAD, a single off Clayton Kershaw...On 4/26 vs. LAD, connected for his first career home run, a 2-run shot off Sergio Romo...Also homered on 5/5 at Cincinnati off Bronson Arroyo, who—though unrelated—attended the same high school and graduated one month after Christian was born... Optioned back to Sacramento on 6/4...On 6/14, sustained a left wrist contusion when he was hit on the hand by a pitch and landed on DL...On 7/1, in his first game after returning, was hit again and his broken left hand ended his season... Re-aggravated his hand injury taking a ground ball off his glove hand for the Leonos del Escogido in the Dominican Winter League...Acquired by the Rays on 12/20 in a five-player deal involving Evan Longoria...Prior to the trade, was ranked by *MLB.com* as the No. 1 prospect in the Giants system...Ranked by *Baseball America* as the Giants No. 4 prospect and the organization's Best Hitter for Average...After the trade, was ranked by *MLB.com* as the No. 6 prospect in the Rays system and the No. 5 third base prospect in baseball.
- ◆ **2016** Spent season with Double-A Richmond...His 36 2B ranked 3rd in the league.
- ◆ **2014** On DL for Class-A Augusta from 5/11–7/1 due to a right thumb injury...Ranked by *Baseball America* as the No. 2 prospect in the Giants system and No. 10 prospect in the Northwest League following the season.
- ◆ **2013** Named Most Valuable Player of the Arizona League...Led the league with 47 runs, 18 2B, 39 RBI and a .511 SLG, and tied for the league lead with 25 XBH.

CAREER SNAPSHOT

MID-SEASON ALL-STAR

2016: Richmond (EAS)

MILB.COM ORGANIZATION ALL-STAR

2015: San Francisco (NL)

ALL-PROSPECT TEAM

2015: Scottsdale (AFL)

POST-SEASON ALL-STAR

2013: AZL Giants (AZL)

2015: San Jose (CAL)

TOPPS AZL PLAYER OF THE YEAR

2013: AZL Giants (AZL)

MOST VALUABLE PLAYER

2013: AZL Giants (AZL)

ARROYO'S FAVORITES

Favorite Movie: Billy Madison

Favorite Group/Artist: Post Malone/Chris Stapleton

Favorite Athlete Growing Up: Ken Griffey, Jr.

Favorite Team Growing Up: Tampa Bay Rays

Person Who Has Most Influenced You: Mom

Favorite Thing Away From Baseball: Gaming

Favorite TV Show: Game of Thrones

Favorite Road City: NYC

Favorite Road Stadium: Busch Stadium

Favorite School Subject: Math

PERSONAL/MISCELLANEOUS

Full name **CHRISTIAN ISRAEL ARROYO**...Single...He partnered with New Balance to donate shoes and apparel to the St. Petersburg chapter of the Salvation Army in January 2019...Selected by the Giants in the first round (25th overall) of the 2013 June Draft out of Hernando High School in Brooksville, FL...Named the state's Class 5A Player of the Year in 2013... Committed to the University of Florida before signing with the Giants...Earned Most Valuable Player honors at the International Baseball Federation's 18U World Championships in Seoul, South Korea in 2012...Helped Team USA win gold, batting .387 with 11 RBI in 13 games.

ARROYO'S CAREER GAME HIGHS

HITS: 2, many times; **RUNS:** 2, two times, May 30, 2019 vs. Minnesota; **DOUBLES:** 2, May 30, 2019 vs. Minnesota; **HR:** 1, six times, June 2, 2019 vs. Minnesota; **RBI:** 3, May 10, 2017 at NY Mets; **BB:** 2, three times; **SB:** 1, May 15, 2017 vs. LA Dodgers; **HITTING STREAK:** 4 games, two times, last May 18-29, 2017; **HIT FOR THE CYCLE:** n/a; **GRAND SLAMS:** n/a; **LEAD-OFF HR:** n/a; **"WALK-OFF" HR:** n/a; **PINCH-HIT HR:** n/a.



JAKE BAUERS 10

Age: 24, born October 6, 1995 in Newport Beach, CA

Resides: Huntington Beach, CA **Position:** First Base/OF

Bats: L **Throws:** L **Height:** 6-1 **Weight:** 195

ML Service: 1 + 100

Contract Status (Options Remaining): Signed thru 2020 (1)

Acquired: December 13, 2018; Acquired from the Tampa Bay Rays in exchange for INF Yandy Diaz and RHP Cole Sulser. The Rays sent cash to the Seattle Mariners to complete the transaction that sent Carlos Santana to Cleveland and Edwin Encarnacion to Seattle.



@JakeBauers11
jakebauers

YEAR	CLUB	AVG	G	AB	R	H	2B	3B	HR	RBI	SH	SF	HB	BB	SO	SB	CS	SLG	OBP	OPS	E
2013	AZL Padres	.282	47	163	22	46	8	2	1	25	3	5	3	14	31	2	0	.374	.341	.715	5
2014	Ft. Wayne	.296	112	406	59	120	18	3	8	64	1	5	4	51	80	5	6	.414	.376	.789	12
2015	Charlotte	.267	59	217	33	58	14	2	6	38	0	1	2	29	33	2	3	.433	.357	.791	4
	Montgomery	.276	69	257	36	71	18	0	5	36	2	4	1	21	41	6	3	.405	.329	.733	6
2016	Montgomery	.274	*135	493	79	135	28	1	14	78	2	7	6	73	89	10	6	.420	.370	.789	13
2017	Durham	.263	132	486	*79	128	31	1	13	63	1	5	5	78	112	20	3	.412	.368	.779	11
2018	Durham	.279	52	197	31	55	14	0	5	24	1	0	1	23	47	10	6	.426	.357	.784	7
	Tampa Bay	.201	96	323	48	65	22	2	11	48	2	6	3	54	104	6	6	.384	.316	.700	5
2019	CLEVELAND	.226	117	372	46	84	16	1	12	43	0	3	3	45	115	3	3	.371	.312	.683	3
	Columbus	.247	24	89	13	22	7	0	3	15	0	0	0	14	26	8	2	.427	.350	.776	0
Minor Lge. Totals		.275	630	2308	352	635	138	9	55	343	10	27	22	303	459	63	29	.414	.361	.775	58
CLEVELAND TOTALS		.226	117	372	46	84	16	1	12	43	0	3	3	45	115	3	3	.371	.312	.683	3
American League		.214	213	695	94	149	38	3	23	91	2	9	6	99	219	9	9	.377	.314	.691	8
National League		--	--	--	--	--	--	--	--	--	--	--	--	--	--	--	--	--	--	--	--
MLB TOTALS		.214	213	695	94	149	38	3	23	91	2	9	6	99	219	9	9	.377	.314	.691	8

CAREER TRANSACTIONS

- 2013 Selected by the San Diego Padres in the 7th round (208th overall) of the 2013 June amateur draft. Signed on 6/18.
- 2014 Acquired by Tampa Bay along with C René Rivera and RH Burch Smith from San Diego as part of a 3-team trade. Washington Nationals sent LH Travis Ott and OF Steven Souza to Tampa Bay. TB sent LH José Castillo, C Ryan Hanigan, OF Wil Myers and RH Gerardo Reyes to SD. SD sent RH Joe Ross and a PTBN (INF Trea Turner) to Washington, 12/19.
- 2018 Acquired from the Tampa Bay Rays in exchange for INF Yandy Diaz and RH Cole Sulser, 12/13.

FIELDING BY POSITION

PCT	G	PO	2019				PCT	G	PO	CAREER				
			A	E	TC	DP				A	E	TC	DP	
.990	31	184	8	2	194	13	First Base	.991	107	741	37	7	785	70
.988	53	79	3	1	83	0	Outfield	.991	73	106	4	1	111	0
.989	84	163	11	3	277	13	Totals	.991	180	847	41	8	896	70

2019 SEASON HIGHLIGHTS

- ◆ Spent the first four months of the season at the Major League level before being sent to Triple-A Columbus on August 1 after the acquisition of Puig and Reyes...Spent five weeks with the Clippers, batting .247 (22-for-89) with 7 2B, 3 HR and 15 RBI in 24 games (.776 OPS)...Was recalled again on August 31 and spent the final month of the season back with Cleveland.
- ◆ Enjoyed periods of consistent production during his tenure in Cleveland, recording a .787 OPS in June (19-for-77, .247, 5 HR, 9 RBI) and collected the ninth cycle in club history on June 14 at Detroit, going 4-for-5 with a season-high 4 RBI...Also had four hits on July 2 at Kansas City...From June 14 to July 7 he batted .358 (24-for-67) with 3 2B, 4 HR and 14 RBI over 19 games (season-high .726 OPS on 7/7)...From July 8-31 he batted .185 (12-for-65) with 4 2B, 0 HR, 3 RBI in 18 games (.520 OPS)...In September he batted .138 (4-for-29) and ended the season 2-for-last-36...Highest monthly batting average was .256 (July) and average never got above .257 on the year.

CTRIBE TIDBITS

One offseason out of boredom, he got a job at Lowes in the Christmas tree lot and would help people pick out Christmas trees, cut them and net them.

Did not play varsity baseball in high school until he was a junior. He was a catcher until high school and then switched to first base and outfield.

Played scout ball on weekends during his sophomore year of high school and committed to Univ. of Hawaii before he played a game of varsity baseball in high school.

His Mom attended Game 1 of 1988 World Series (Kirk Gibson walkoff).

- ◆ Split time between first base, left field and designated hitter during his time in Cleveland, making 49 starts in left (53 games), 22 starts at first base (31 games) and 35 starts at DH (106 total starts)... Batted .249 (43-for-173) with runners on base and .255 (12-for-47) with RISP-2outs and was 4-for-9 with 9 RBI with the bases loaded.

PRO CAREER

- ◆ **2018** Split the season between Tampa Bay and Triple-A Durham in his first taste of the Major League level at age 22...Recalled and made MLB debut on 6/7 vs. Seattle and was with the Rays the rest of the season...Appeared in 76 games at first base, 16 games in left field and four games in right field...Led A.L. rookies with 54 walks, the third-highest total in Rays history for a rookie...Ranked fourth among AL rookies with 22 2B and eighth in RBI and runs...Hit .167 (32-for-192) after the All-Star break, third-lowest in the AL among qualifiers...Was the youngest player to appear for the 2018 Rays, a team that featured 23 rookies...On 6/9 vs. Seattle, recorded his first career hit, a double off Félix Hernández...On 6/11 vs. Toronto, hit his first career home run, 2-run shot off Sam Gaviglio...Became the youngest first baseman to homer in club history, and youngest infielder since Evan Longoria (2008)...On 6/24 vs. New York-AL, led off the 12th inning with a walk-off homer off Chasen Shreve (fourth Ray to hit a walk-off homer before his 23rd birthday; last Longoria 2008)...In July, led MLB rookies with 14 XBH and 19 RBI.
- ◆ **2017** Spent his age-21 season with AAA Durham (second-youngest player in I.L. on Opening Day)...Ranked among International League leaders in runs (79, 1st), walks (78, 2nd) and on-base pct. (.368, 5th)...20 SB were twice as many as his previous career high (10, 2016)...Was one of two players in the International League with double-digit homers and at least 20 SB...Ranked by *Baseball America* as the No. 45 overall prospect in the minors following the season, up from No. 70 the year prior...Was the No. 4 prospect in the Rays system.
- ◆ **2016** Named Most Valuable Player for AA Montgomery by the Rays Baseball Operations department...Ranked second among Rays minor leaguers with 78 RBI...Ranked among Southern League leaders in games (135, 1st), runs (79, 3rd), RBI(78, 4th), doubles (28, 4th), walks (73, 2nd), on-base pct. (.370, 5th) and total bases (207, 4th)...No. 4 prospect in the Rays system and No. 5 prospect in the S.L. according to *Baseball America* (also tabbed as Best Hitter for Average in the organization).

CAREER SNAPSHOT

MILB.COM ORGANIZATION ALL-STAR

2016: Tampa Bay (AL)
2017: Tampa Bay (AL)

POST-SEASON ALL-STAR

2014: Fort Wayne (MID)
2016: Montgomery (SOU)

MID-SEASON ALL-STAR

2015: Charlotte (FSL)
2016: Montgomery (SOU)

RISING STARS

2015: Mesa (AFL)

BAUERS' FAVORITES


Favorite Movie: South Paw
Favorite Group/Artist: Drake
Favorite Athlete Growing Up: Troy Glaus
Favorite Team Growing Up: Anaheim Angels
Person Who Has Most Influenced You: My dad (Stu)
Favorite Thing Away From Baseball: Surf
Favorite TV Show: Dexter
Favorite Road City: Minneapolis
Favorite Road Stadium: Minute Maid Park
Favorite School Subject: History

PERSONAL/MISCELLANEOUS

Full name **JAKOB CHRISTOPHER BAUERS**...Single...Selected by the Padres in the seventh round of the 2013 June draft out of Marina High School in Huntington Beach, Calif. ...Originally signed a letter of intent to play baseball at the University of Hawaii...Marina H.S. has produced six Major Leaguers, including Daric Barton, Craig Wilson and Kevin Elster...Attended the MLB Rookie Career Development Program in Washington D.C. in 2018.

BAUERS' CAREER GAME HIGHS

HITS: 4, three times, last July 2, 2019 at KC; **RUNS:** 4, July 14, 2018 at Minnesota; **DOUBLES:** 2, Sept. 19, 2018 at Texas; **HR:** 1, many times; **RBI:** 4, three times, last June 14, 2019 at Detroit; **BB:** 3, August 5, 2018 vs. CWS; **SB:** 1, several **HITTING STREAK:** 6 games, April 24-30, 2019; **HIT FOR THE CYCLE:** June 14, 2019 at Detroit; **GRAND SLAMS:** n/a; **LEAD-OFF HR:** n/a; **WALK-OFF HR:** June 24, 2018 vs. NYY (Chasen Shreve); **PINCH-HIT HR:** Sept. 2, 2019 vs. CWS (Carson Fulmer).



SHANE BIEBER 57

Age: 24, born May 31, 1995 in Orange, CA
Resides: Laguna Hills, CA **Position:** Pitcher
Bats: R **Throws:** R **Height:** 6-3 **Weight:** 200
ML Service: 1 + 097

@ShaneBieber19
 Shane_Bieber

Contract Status (Options Remaining): Signed thru 2020 (2)

Acquired: Selected by Cleveland in the 4th round (122nd overall) in the 2016 First-Year Player Draft.

		OPPONENTS																			
YEAR	CLUB	W-L	ERA	G	GS	CG	SHO	SV	IP	H	R	ER	HR	HB	BB	SO	WP	BK	AVG	SLG	OBP
2016	Mahoning Valley	0-0	0.38	9	8	0	0	0	24.0	10	2	1	0	1	2	21	2	0	.122	.122	.153
2017	Lake County	2-3	3.10	5	5	0	0	0	29.0	34	14	10	1	0	1	31	1	0	.291	.376	.292
	Lynchburg	6-1	3.10	14	14	0	0	0	90.0	95	35	31	5	2	4	82	6	0	.275	.391	.283
	Akron	2-1	2.32	9	9	0	0	0	54.1	56	15	14	2	0	5	49	1	0	.264	.354	.280
2018	Akron	3-0	1.16	5	5	0	0	0	31.0	26	6	4	1	0	1	30	0	0	.215	.289	.221
	Columbus	3-1	1.66	8	8	1	1	0	48.2	30	10	9	3	0	6	47	1	0	.178	.266	.206
	CLEVELAND	11-5	4.55	20	19	0	0	0	114.2	130	60	58	13	2	23	118	5	0	.285	.467	.320
2019	CLEVELAND	15-8	3.28	34	33	#3	#2	0	214.1	186	86	78	31	6	40	259	6	1	.230	.393	.271
Minor Lge. Totals		16-6	2.24	50	49	1	1	0	277.0	251	82	69	12	3	19	260	11	0	.240	.329	.254
CLEVELAND TOTALS		26-13	3.72	54	52	3	2	0	329.0	316	146	136	44	8	63	377	11	1	.250	.419	.289
American League		26-13	3.72	54	52	3	2	0	329.0	316	146	136	44	8	63	377	11	1	.250	.419	.289
National League		--	--	--	--	--	--	--	--	--	--	--	--	--	--	--	--	--	--	--	--
MLB TOTALS		26-13	3.72	54	52	3	2	0	329.0	316	146	136	44	8	63	377	11	1	.250	.419	.289

CAREER TRANSACTIONS

2016 Selected by the Cleveland Indians in the 4th round (122nd overall) of the June draft.

ALL-STAR GAME PITCHING RECORD

YEAR	CLUB	W-L	ERA	G	GS	CG	SHO	SV	IP	H	R	ER	HR	HB	BB	SO	WP	BK
2019	Cleveland (at CLE)	0-0	0.00	1	0	0	0	0	1.0	0	0	0	0	0	0	3	0	0

FIELDING BY POSITION

PCT	G	PO	2019				PCT	G	PO	CAREER				
			A	E	TC	DP				A	E	TC	DP	
1.000	34	12	14	0	26	0	Pitcher	1.000	54	18	19	0	37	1

PITCHERS HITTING

AVG	AB	2019			AVG	AB	CAREER		
		H	HR	RBI			H	HR	RBI
.000	5	0	0	0	.111	9	1	0	0

2019 SEASON HIGHLIGHTS

- ◆ Enjoyed a stellar season, earning the Most Valuable Player Award in his first All-Star Game in his home ballpark on the way to a 15-win season while recording 259 strikeouts, becoming just the 8th pitcher since 1969 to post at least 15 wins with at least 250 strikeouts at his age 24 season-or-younger...Just the fourth pitcher in club history to do so, and the first since 1965, before the age of 25 (Bob Feller, Herb Score, Sam McDowell)...Led the staff in virtually every category and posted the third-most strikeouts (259) in Major League Baseball and was tied for third with 24 Quality Starts...Struck out all three hitters he faced in the fifth inning of the July 9th All-Star Game to earn MVP honors in the 4-3 AL win.
- ◆ Got better as the season went along, going 9-5 with a 2.82 ERA over his final 17 starts from June 30 thru the end of the season (118.0IP, 103H, 37ER, 17BB, 137SO)...Led the Majors in second half innings (102.0IP)...In collecting his 15th and final win on Sept. 20 vs. Philadelphia, it marked his 15th start recording 7.0-or-more innings and allowing 2-or-fewer earned runs, 2nd-most in the Majors behind New York-NL's Jacob deGrom (17)...Recorded his 250th strikeout in that start.
- ◆ At 24 years and 107 days, Bieber became the youngest Tribe pitcher to throw 200.0+ innings in a season since CC Sabathia did so at 21 years old in 2001...The right-hander also became the youngest Cleveland member of the 200IP/200K club since Sam McDowell tossed 236.1 innings with 236 strikeouts in 1967 in his age 24 season...Bieber was the 4th of 12 MLB pitchers to join the 200IP/200K club this year.

CAREER SNAPSHOT

ALL-STAR

2019: Cleveland (AL)

ALL-STAR GAME MOST VALUABLE PLAYER

2019: Cleveland (AL)

AMERICAN LEAGUE 2019 CY YOUNG VOTING

Pitcher (Team)	1st	2nd	3rd	PTS
1. Justin Verlander(HOU)	17	13	-	171
2. Gerrit Cole(HOU)	13	17	-	159
3. Charlie Morton(TB)	-	-	18	75
4. Shane Bieber (CLE)	-	-	11	64

- ◆ Bieber recorded his 200th strikeout of the season with a punchout of J.D. Martinez in the 5th inning of his Aug. 14 start vs. Boston, becoming the youngest Tribe pitcher (24 years, 75 days) to reach the mark in a single season since Dennis Eckersley at 21 years old in 1976...With his strikeout of Rhys Hoskins in the 5th inning of his start on Sept. 20 vs. Philadelphia, Bieber became sixth pitcher in club history to reach 250+ strikeouts in a season, joining Sam McDowell (1965, 1968-70), Bob Feller (1940-41, 1946), Corey Kluber (2014, 2017), Luis Tiant (1968) and Herb Score (1956).
- ◆ Bieber reached 300 career strikeouts in his 44th appearance Aug. 4 vs. Los Angeles-AL with a 9th-inning punchout of Shohei Ohtani, becoming the second-fastest pitcher in club history to reach the mark in terms of games pitched behind only Herb Score (40, 1956).
- ◆ Bieber threw his 3rd career complete game and 3rd of the season Aug. 4 against the Los Angeles Angels, tied for the most in the Majors this year with Chicago-AL's Lucas Giolito... Bieber, Giolito and Miami's Sandy Alcantara tied for the most shutouts in the Majors this season with two each...At 24 years old, Bieber was the first Cleveland pitcher to throw 3-or-more complete games in a single season in an age 24 season-or-younger since Charles Nagy (6) at 24 years old in 1991...Fanned a career-high 15 batters while recording his first career SHO on May 19 vs. Baltimore, just the second time in club history a pitcher recorded a SHO with zero walks and at least 15 SO (Tiant, July 3, 1968 vs. MIN).
- ◆ Bieber carries a career win percentage of .667 (26-13), the 2nd-best win percentage by a Cleveland pitcher since 1908 (min. 30 starts) in the first 2 years of his career behind only Veon Gregg from 1911-12 (.683, 43-20)...Bieber's 26 wins in his first two campaigns are 19th-most by an Indians pitcher since 1908 are the most since CC Sabathia had 30 from 2001-02.
- ◆ Bieber tossed 1.0 inning in the All-Star Game and struck out the side, becoming the 14th pitcher in All-Star Game history to strike out the side at the time and the 2nd Indians pitcher to do so joining Sam McDowell in 1968...The right-hander was named All-Star Game MVP, the 3rd player to win All-Star Game MVP in his home ballpark (Cleveland's Sandy Alomar Jr., 1997 and Boston's Pedro Martinez in 1999)...The 24-year-old became the youngest Indians All-Star since Francisco Lindor in 2016 (22) and the youngest Indians pitcher since CC Sabathia in 2003 (22).
- ◆ Recorded the fourth-lowest road ERA in the AL at 2.88 (33/103.0IP)...Recorded at least 6.0 innings in 25 of his 33 starts (worked 2.0-innings in relief in his first outing of the year on March 31 at Minnesota)...Bieber led the AL in walks-per-nine innings (1.68) and ranked 3rd in strikeout-to-walk ratio (6.48) and WHIP (1.05)... Has walked 2-or-fewer batters in 47 of 52 career starts, including 29 starts of 2019... Walked 1-or-fewer hitters in 23 of his 33 starts.
- ◆ Batters hit .258 (68-for-264) off him with runners on base and .248 (33-for-133) with RISP...Left-handed and right-handed hitters each recorded an OPS below .686 against Shane...Recorded a 2.67 ERA (25ER/84.1IP) in starts following a team loss...His career K:BB ratio is 6.0, fifth-best in MLB since his 2018 debut...Did not allow a walk in his last 69 PAs against a LHH dating back to September 4th.

2019 AMERICAN LEAGUE RANKINGS

Category	Rank	#
bWAR (Ps)	8th	5.0
IBB/9	1st	1.7
CG	T1st	3
SHO	T1st	2
IP	2nd	214.1
Opp OBP	3rd	.271
SO	3rd	259
ERA	4th	3.28
Opp AVG	5th	2.20
GS	T5th	33
SO/9	6th	10.9
Wins	T8th	15
Opp SLG	8th	.393
Road ERA	4th	2.88
AVG vsRH	5th	.231
AVG vLH	8th	.228

24-YEARS-OR-YOUNGER

15+ WINS / 250+ SO / 1970-2019

1. Vida Blue (OAK, 24, 1971) 301/24
 2. Bert Blyleven (MIN, 22, 73) 258/20
 3. Frank Tanana (CAL, 21, 75) 269/16
 4. Frank Tanana (CAL, 22, 76) 261/19
 5. Dwight Gooden (NY, 19, 84) 276/17
 6. Dwight Gooden (NY, 20, 85) 268/24
 7. Roger Clemens (BOS, 20, 87) 256/20
 8. Tim Lincecum (SF, 24, 08) 265/18
 9. Jose Fernandez (MIA, 23, 16) 253/16
 10. **Shane Bieber (CLE, 24, 19) 259/15**
- +Mound lowered from 15 to 10 inches in 1969**

24-YEARS-OR-YOUNGER

15+ WINS / 250+ SO / Indians History

1. Bob Feller (21, 1940) 261/27
2. Bob Feller (22, 1941) 260/25
3. Herb Score (23, 1956) 263/20
4. Sam McDowell (22, 1965) 325/17
5. **Shane Bieber (24, 2019) 259/15**

2019 QUALITY STARTS

Major League Pitchers

1. Gerrit Cole (HOU) 26
- Justin Verlander (HOU) 26
3. **Shane Bieber (CLE) 24**
- Patrick Corbin (WSH) 24
- Zack Greinke (2tm) 24
6. Jacob deGrom (NYM) 23

2019 WAR LEADERS

American League Pitchers

1. Gerrit Cole (HOU) 7.4
2. Lance Lynn (TEX) 6.8
3. Justin Verlander (HOU) 6.4
4. Charlie Morton (TB) 6.1
5. **Shane Bieber (CLE) 5.6**

PRO CAREER

- ◆ **2018** Split the season between AA Akron, AAA Columbus and Cleveland, making 19 starts in the Majors in just his third professional season...Became the first Indians rookie to win 11 games since David Huff won 11 in 2009 and his 118 strikeouts were the most by an Indians rookie since Trevor Bauer in 2014 (143) and the third-highest single-season total by an Indians rookie pitcher over the last 40 years (1978-), behind CC Sabathia (171 in 2001) and Bauer (10th-most in club history by a rookie).

**2019 Starts of 7.0IP/2 or fewer ER
Major League Pitchers**

1. Jacob deGrom (NYM) 17
2. **Shane Bieber (CLE) 15**
3. Gerrit Cole (HOU) 14
- Hyun-Jin Ryu (LA) 14
5. Justin Verlander (HOU) 13

**Most Starts of 7.0IP/2 or fewer ER
Indians Pitchers, 1993-2019**

1. Corey Kluber (2014) 19
2. CC Sabathia (2007) 17
- Cliff Lee (2008) 17
4. Corey Kluber (2017) 17
- Roberto Hernandez (2007) 16
6. **Shane Bieber (2019) 15**

◆ **2018 cont.** He was second among American League rookie hurlers in strikeouts and wins....His strikeout-to-walk ratio of 5.13 was the top mark among MLB rookies and the best single-season ratio by an Indians rookie in club history...His 1.81 walks per 9.0 IP (23BB/114.2IP) was the lowest mark among Major League rookie pitchers, as well as the second-lowest single-season mark by an Indians rookie pitcher (min. 70.0IP), behind Tom Brennan (0.97 in 1982)...His 114.2 innings were fourth-most among A.L. rookies... From 5/31-9/6, posted a streak of 16 starts with two-or-fewer walks allowed, marking the longest streak by an Indians starting pitcher to begin his career in the **Baseball Reference** Play Index era (1908-) ...Went 7-0 with a 3.56 ERA in 11 road starts (26ER/65.2IP), the first Tribe hurler in the **B-R** Play Index era (since 1908) with seven wins and zero losses on the road...His 118 strikeouts are the third-most punchouts through an Indians pitcher's first 20 career games in the **B-R** Play Index era (1908-), behind Herb Score (149) and Danny Salazar (125)...Saved his best for last, working 6.0 shutout innings on 9/26 at CWS, allowing just two hits while fanning nine... Was just the third start in the Play Index era with 6.0IP shutout IP, two-or-fewer hits and least nine SO (Bauer 4/9-15 at HOU; Kluber 6/1/17 at OAK)...Fanned a then-career high nine Tigers hitters in the 6/22 outing, becoming the first Indians pitcher since Luis Tiant in 1964 with six-or-more strikeouts in each of his first three career appearances...Earned his first career win in his second career start on 6/17 vs. Minnesota (5.2IP, 11H, 1R/ER)... Made his Major League debut at Minnesota on 5/31 (ND, 5.2IP, 8H, 4R/ER, 2HR, 1BB, 6K)...Became the first pitcher in Indians franchise history to make his Major League debut on his birthday...Combined between Akron and Columbus he was 6-1 with a 1.47 ERA in 13 starts (79.2IP, 56H, 13ER, 7BB, 77SO)...At the time of his second recall on 6/17 thru 12 starts, his 1.29 ERA was the fourth-lowest mark in the Minors...Tossed a 7-inning, rain-shortened no-hitter on 5/25 at AAA Gwinnett (7.0IP, 0H, 0R, 0BB, 7SO).

◆ **2017** Spent the season at three different affiliates, going a combined 10-5 with a 2.86 ERA in 28 starts (173.1IP, 185H, 55ER, 10BB, 162SO)...Led organization in innings pitched (173.1) and ranked second in ERA (2.86)...Averaged just 0.52 walks per 9.0IP for the year and had a strikeout-to-walk ratio of 16.2:1...Named pitcher with Best Control in the Indians Organization entering 2018 by **Baseball America**....Entered 2018 as the fifth-best prospect in the Indians system according to **BA & Baseball Prospectus**...Vaulted up to 99th overall prospect in the MLB overall top-100 according to **MLB.com** at the time of his Major League debut on 5/31/18.

PERSONAL/MISCELLANEOUS

Full name **SHANE ROBERT BIBER**...Single...2013 graduate of Laguna Hills High School... Had an 8-4 record with a 1.40 ERA as a senior...Played in the 2013 Orange County All-Star Game in his senior year, was named Team MVP and made First Team All-League...Was a three-time scholar athlete...Pitched three seasons at UC Santa Barbara, going a combined 23-12 with a 2.73 ERA...In 2015, he was 8-4 with a 2.24 ERA, earning Second Team All-Big West Conference honors...In 2016, he went 12-4 with a 2.74 ERA and was named first team all-league...The 12 wins equaled the second most in school history...38 walks in 300.0 innings in college...Ace of UCSB's rotation that made its first trip to the College World Series in 2016...Started his team's first game of the Nashville Regional, the Louisville Super Regional and the CWS...Spent October 2019 traveling Europe... Conducted very own "Shop with a Pro" event with local disadvantaged youth in the summer of 2019...2019-2020 Tribe Fest participant.

TRIBE TIDBITS

Played football as a freshman in high school and was a wide receiver and outside linebacker. Played two years but then broke his wrist and surgery, ending his football career.

Favorite hobbies are going to the beach and playing video games. Listens to Led Zeppelin and Red Hot Chili Peppers due to his parents' influence as a child. First concert was the Rolling Stones.

Studied sociology at UC Santa Barbara and is still working on finishing his degree. Went back to school last offseason. Did not receive a scholarship until his junior year. He would have gone into law enforcement like his Dad if he was not playing baseball.

MLB debut was one of the best days of his life because it was also his 23rd birthday. Got the news in Gwinnett, GA when Steve Karsay called him in his office to go over video. Chris Tremie then walked in and was like "look at who is in the video". Then Shane realized the footage was from the Twins and told him he was going to be starting there on Thursday.


Talents include juggling and skateboarding.

BIBER'S FAVORITES

- Favorite Movie:** Wedding Crashers
- Favorite Group/Artist:** Rebelution
- Favorite Athlete Growing Up:** Ken Griffey, Jr.
- Favorite Team Growing Up:** LA Angels
- Person Who Has Most Influenced You:** My dad (Chris)
- Favorite Thing Away From Baseball:** Go to the beach
- Favorite TV Show:** The Office
- Favorite Road City:** Chicago
- Favorite Road Stadium:** Fenway Park
- Favorite School Subject:** N/A!!

BIBER'S CAREER GAME HIGHS

K's: 15, May 19, 2019 vs. Baltimore; **BB's:** 4, 3x, last July 19, 2019 at Houston; **LONGEST START:** 9.0IP, 3x, last Aug. 4 vs. Los Angeles-AL; **WINNING STREAK:** 4 games, 3x, last June 30 - July 24, 2019; **LOSING STREAK:** 3 games, Aug. 14-30, 2019; **LONGEST RELIEF:** 4.2IP, September 21, 2018 vs. Boston; **HR:** 4, May 13, 2019 at Chicago-AL; **SHORTEST START:** 1.2IP, 2x, last June 9, 2019 vs. New York-AL; **CG:** 3x, last Aug. 4 vs. Los Angeles-AL; **CG SHO:** 2x, last July 24, 2019 at Toronto; **CAREER 10+ STRIKEOUT GAMES:** 7, last August 9, 2019 at Minnesota; **LAST WIN:** September 20, 2010 vs. Philadelphia.



BOBBY BRADLEY 40

Age: 23, born May 29, 1996 in Chicago, IL
Resides: Gulfport, MS **Position:** First Base
Bats: L **Throws:** R **Height:** 6-1 **Weight:** 225
ML Service (Options Remaining): 0 + 023 (2)
Contract Status: Signed thru 2020

@b_bradley_44
 bbradley_44

Acquired: Selected by Cleveland in the 3rd round (97th overall) in the 2014 First-Year Player Draft.

YEAR	CLUB	AVG	G	AB	R	H	2B	3B	HR	RBI	SH	SF	HB	BB	SO	SB	CS	SLG	OBP	OPS	E
2014	AZL Indians	.361	39	155	#39	56	13	4	*8	*50	0	2	3	16	36	3	0	*.652	*.426	*1.078	6
2015	Lake County	.269	108	401	62	108	15	4	*27	*92	0	4	4	56	148	3	0	.529	.361	.890	17
	Lynchburg	.000	2	8	0	0	0	0	0	0	0	0	0	1	2	0	0	.000	.111	.111	0
2016	Lynchburg	.235	131	485	82	114	23	1	*29	*102	0	4	8	75	170	3	0	.466	.344	.810	13
2017	Akron	.251	131	467	66	117	25	3	23	89	1	5	4	55	122	3	3	.465	.331	.796	8
2018	Akron	.214	97	369	49	79	19	3	24	64	0	3	4	45	105	1	0	.477	.304	.781	10
	Columbus	.254	32	114	11	29	7	2	3	19	1	1	1	11	43	0	0	.430	.323	.753	2
2019	Columbus	.264	107	402	65	106	23	0	*33	74	0	1	4	46	153	0	0	.567	.344	.911	9
	CLEVELAND	.178	15	45	4	8	5	0	1	4	0	0	0	4	20	0	0	.356	.245	.600	2
	Minor Lge. Totals	.254	647	2401	374	609	125	17	147	490	2	20	28	305	779	13	3	.504	.342	.845	65
	CLEVELAND TOTALS	.178	15	45	4	8	5	0	1	4	0	0	0	4	20	0	0	.356	.245	.600	2
	American League	.178	15	45	4	8	5	0	1	4	0	0	0	4	20	0	0	.356	.245	.600	2
	National League	--	--	--	--	--	--	--	--	--	--	--	--	--	--	--	--	--	--	--	--
	MLB TOTALS	.178	15	45	4	8	5	0	1	4	0	0	0	4	20	0	0	.356	.245	.600	2

CAREER TRANSACTIONS

2014 Selected by the Cleveland Indians in the 3rd round of the June draft. Signed, 6/17.

FIELDING BY POSITION

PCT	2019							PCT	CAREER						
	G	PO	A	E	TC	DP	G		PO	A	E	TC	DP		
.951	5	39	0	2	41	3	First base	.951	5	39	0	2	41	3	

2019 SEASON HIGHLIGHTS

- ◆ Spent most of the season at AAA Columbus, putting up prolific numbers for the Clippers, leading the International League and Indians organization with 33 home runs...Was tied for the 11th-most homers in all of Minor League Baseball... Among International League batters he was third in slugging pct. (.567), sixth in OPS (.911), tied for sixth in extra-base hits (56) and seventh in total bases (228)...His 74 RBI were fifth among Indians farmhands.
- ◆ Homered in three straight games, May 22-24, and hit a pair of homers with a grand slam and 6 RBI on May 28 at Norfolk... On the year he enjoyed seven two-homer games, including three such games between June 14-20...He batted .214 (6-for-28) in the Triple-A playoffs with a double, 2 HR and 8 RBI in 8 games for the International League champions...For the year at Columbus, he batted .295 (38-for-129) with 13 2B, 9 HR and 32 RBI vs. left-handed pitching (.940 OPS), batted .302 (29-for-96) in 25 May games with 12 HR and 28 RBI and hit .293 (29-for-99) with runners in scoring position...At the time of his June 23 recall, his 24 home runs were fourth-most in MiLB.
- ◆ Debuted at the Major League level in June, making his ML debut on June 23 vs. Detroit and connected for an RBI double in his first at bat in the second inning off Daniel Norris...Overall he made 8 starts at designated hitter and 5 starts at first base over his 15 games stint from June 23-July 15...Doubled in three straight games, July 4-7, and hit his first Major League home run on July 13 vs. Minnesota, a seventh inning solo shot off Tyler Duffey...Has more homers (112) and RBI (348) than any Indians minor leaguer over the last four seasons.

2020 PUBLICATION CLUB PROSPECT RANKINGS
Baseball America 12th
MLB.com 12th

PRO CAREER

- ◆ **2018** Split season between AA Akron and AAA Columbus, batting .224 (108-for-483) with 26 doubles, 5 triples, 27 homers and 83 RBI in 129 games (.308/.466/.774)...Led Indians minor league players in homers, RBI and slugging pct. (.466)...His season began slow, batting .114 (9-for-79) in April and was hitting .176 on 6/2...Hit seven homers with at least 18 RBI over three consecutive months, May -July, before being promoted to AAA Columbus, 8/2...Added to the 40-man roster on 11/20.
- ◆ **2017** Finished tied for the system lead with 89 RBI...Strikeouts decreased from 170 in 2016 to 122 ...Finished second in the Eastern League in RBI and sixth in HR...3HR/7RBI on 6/27 vs. Erie...Ranked 91st overall prospect in MLB according entering 2018 according to **ESPN's** Keith Law and consensus third overall prospect in the system.
- ◆ **2016** Named Carolina League MVP after leading the league in RBI (102) and HR (29)...Led Indians system in RBI; also ranked second in home runs and fourth in runs scored (82)...Named Best Power Hitter according to **Baseball America** (2017 and 2018).
- ◆ **2015** Led the Indians system and Midwest League with 27 homers, which were tied for ninth among all Minor Leaguers...Ranked third in the organization with 92 RBI...Ranked as the fourth-best 1B prospect in baseball by **MLB.com**, the fifth-best prospect and Best Power Hitter in system according to **Baseball America**...Named **MilB.com** Player of the Month for August (.337, 11HR, 38RBI).
- ◆ **2014** Named Arizona League MVP and won the league's triple crown (.361 avg, 8 HR, 50 RBI).

CAREER SNAPSHOT

MILB.COM ORGANIZATION ALL-STAR

2015: Cleveland (AL)
2017: Cleveland (AL)
2018: Cleveland (AL)
2019: Cleveland (AL)

BASEBALL AMERICA HIGH CLASS A ALL-STAR

2016: Lynchburg (CAR)

MOST VALUABLE PLAYER

2014: AZL Indians (AZL)
2016: Lynchburg (CAR)

POST-SEASON ALL-STAR

2014: AZL Indians (AZL)
2016: Lynchburg (CAR)
2019: Columbus (INTL)

MID-SEASON ALL-STAR

2016: Lynchburg (CAR)

BASEBALL AMERICA LOW CLASS A ALL-STAR

2015: Lake County (MID)

BASEBALL AMERICA MINOR LEAGUE ALL-STAR

2015: Lynchburg (CAR)

BASEBALL AMERICA ROOKIE ALL-STAR

2014: AZL Indians (AZL)

PERSONAL/MISCELLANEOUS

Full name **BOBBY BRADLEY**...Single...Graduated from Harrison Central High School in Gulfport, MS in 2014...During his senior campaign he hit .340 (17-50) with 5 2B, 2 3B, 6 HR & 11 RBI in 22 games...Hit .567 (34/60) as a junior...Signed a national letter of intent to attend LSU during his senior year...He attended the same high school as LHP Greg Hibbard and OF Matt Lawton....Grew up a fan of the Boston Red Sox and David Ortiz.

BRADLEY'S CAREER GAME HIGHS

HITS: 2, July 4, 2019 at Kansas City; **RUNS:** 1, several; **DOUBLES:** 1, several; **HOME RUNS:** 1, July 13, 2019 vs. Minnesota; **RBI:** 1, several; **WALKS:** 1, several; **STOLEN BASES:** n/a; **HITTING STREAK:** 3, July 4-7, 2019; **GRAND SLAMS:** n/a; **INSIDE-THE-PARK HR:** n/a; **LEADOFF:** n/a; **PINCH HR:** n/a; **WALK-OFF HR:** n/a.


PRE-GAME WORKOUT/GATE SCHEDULE AT PROGRESSIVE FIELD

	12:10	1:10	4:10	6:10	7:10	8:10
Pitchers Stretch	9:00	10:00	1:00	3:00	4:00	5:00
Pos Player Stretch	9:15	10:10	1:15	3:15	4:15	5:15
Manager Avail	10:00	11:00	1:15	3:00	4:00	5:00
Starters Hit	9:30	10:30	1:30	3:30	4:30	5:30
Extra Men Hit	10:00	11:00	2:00	4:00	5:00	6:00
Visitors Stretch	10:10	11:10	2:10	4:10	5:10	6:10
Visitors Hit	10:30	11:30	2:30	4:30	5:30	6:30

GATE TIMES: Sunday thru Friday; Gates open 1 hour prior to the game with the exception of the RF District (2 hours)

Saturday; Gates open 2 hours prior to the start of the game.

Exceptions; Opening Day (2 hours) and 1:00pm Weekday games (1 hour).



CARLOS CARRASCO 59

Age: 33, born March 21, 1987 in Barquisimeto, VZ

Resides: Broadview Heights, OH **Position:** Pitcher

Bats: R **Throws:** R **Height:** 6-4 **Weight:** 224

ML Service: 8 + 147

Contract Status: Signed thru 2022 with a club option 2023

Acquired: July 29, 2009; Acquired from the Philadelphia Phillies along with INF Jason Donald, RHP Jason Knapp & C Lou Marson in exchange for LHP Cliff Lee & OF Ben Francisco.



@Cookie_Carrasco

Cookie_Carrasco

OPPONENTS

YEAR	CLUB	W-L	ERA	G	GS	CG	SHO	SV	IP	H	R	ER	HR	HB	BB	SO	WP	BK	AVG	SLG	OBP	
2004	GCL Phillies	5-4	3.56	11	8	0	0	0	48.0	53	23	19	2	3	15	34	2	0	.276	.375	.338	
2005	Batavia	0-3	13.50	4	4	0	0	0	15.1	29	25	23	8	2	5	12	3	1	.392	.878	.439	
	GCL Phillies	0-0	1.80	2	2	0	0	0	5.0	3	1	1	0	2	1	2	0	1	.176	.176	.300	
	Lakewood	1-7	7.04	13	13	1	0	0	62.2	78	50	49	11	9	28	46	1	1	.302	.519	.387	
2006	Lakewood	12-6	2.26	26	26	2	0	0	159.1	103	50	40	6	9	65	159	12	2	.182	.256	.276	
	Clearwater	6-2	2.84	12	12	1	1	0	69.2	49	22	22	8	6	22	53	2	0	.199	.366	.280	
2007	Reading	6-4	4.86	14	13	1	1	0	70.1	65	42	38	9	5	46	49	0	2	.247	.411	.365	
	Reading	7-7	4.32	20	19	1	0	0	114.2	109	58	55	13	6	45	109	8	1	.254	.413	.331	
	Lehigh Valley	2-2	1.72	6	6	0	0	0	36.2	37	15	7	1	1	13	46	2	1	.250	.304	.313	
2009	Lehigh Valley	6-9	5.18	20	20	0	0	0	114.2	118	73	66	14	7	38	*112	3	0	.262	.424	.328	
	Columbus	5-1	3.19	6	6	0	0	0	42.1	31	18	15	3	0	7	*36	2	0	.196	.348	.229	
	CLEVELAND	0-4	8.87	5	5	0	0	0	22.1	40	23	22	6	0	11	11	0	1	1.400	.670	.455	
2010	Columbus	10-6	3.65	25	25	0	0	0	150.1	139	69	61	16	7	46	133	1	0	.250	.408	.313	
	CLEVELAND	2-2	3.83	7	7	1	0	0	44.2	47	20	19	6	1	14	38	1	0	.276	.482	.333	
2011	CLEVELAND	8-9	4.62	21	21	1	0	0	124.2	130	68	64	15	4	40	85	3	0	.270	.427	.326	
	Akron	0-0	9.82	1	1	0	0	0	3.2	4	4	4	1	1	3	3	1	0	.267	.533	.421	
2012	CLEVELAND	---INJURED , DID NOT PITCH---																				
2013	CLEVELAND	1-4	6.75	15	7	0	0	0	46.2	64	36	35	4	1	18	30	2	0	.330	.479	.384	
	Columbus	3-1	3.14	16	14	0	0	1	71.2	59	31	25	6	6	21	79	1	0	.221	.348	.292	
2014	CLEVELAND	8-7	2.55	40	14	1	1	1	134.0	103	40	38	7	3	29	140	4	0	.209	.287	.256	
2015	CLEVELAND	14-12	3.63	30	30	3	1	0	183.2	154	75	74	18	5	43	216	5	0	.228	.369	.277	
2016	CLEVELAND	11-8	3.32	25	25	1	1	0	146.1	134	64	54	21	3	34	150	4	1	.240	.425	.286	
	Akron	0-0	2.25	1	1	0	0	0	4.0	7	2	1	1	0	1	6	1	0	.412	.588	.444	
2017	CLEVELAND	#18-6	3.29	32	32	1	0	0	200.0	173	73	73	21	10	46	226	10	0	.235	.386	.287	
2018	CLEVELAND	17-10	3.38	32	30	#2	0	0	192.0	173	78	72	21	6	43	231	9	0	.238	.384	.285	
	Akron	0-0	0.00	1	1	0	0	0	4.0	1	0	0	0	1	1	4	0	0	.091	.091	.231	
2019	CLEVELAND	6-7	5.29	23	12	1	1	1	80.0	92	48	47	18	2	16	96	2	0	.288	.542	.324	
	Akron	0-0	0.00	2	0	0	0	0	2.2	0	0	0	0	0	1	5	0	0	.000	.000	.111	
	Columbus	0-0	3.86	2	0	0	0	0	2.1	2	1	1	0	0	1	3	0	0	.250	.375	.333	
Minor Lge. Totals		63-52	3.93	182	171	6	2	1	977.1	887	484	427	99	65	359	891	39	9	.241	.368	.317	
CLEVELAND TOTALS		85-69	3.82	230	183	11	4	2	1174.1	1110	525	498	137	35	294	1223	40	2	.249	.407	.299	
American League		85-69	3.82	230	183	11	4	2	1174.1	1110	525	498	137	35	294	1223	40	2	.249	.407	.299	
National League		--	--	--	--	--	--	--	--	--	--	--	--	--	--	--	--	--	--	--	--	
MLB TOTALS		85-69	3.82	230	183	11	4	2	1174.1	1110	525	498	137	35	294	1223	40	2	.249	.407	.299	

CAREER TRANSACTIONS

- 2003 Signed by the Philadelphia Phillies as a free agent, 11/25.
- 2009 Acquired by the Cleveland Indians, along with Jason Donald, Jason Knapp and Lou Marson, from the Phillies in exchange for Cliff Lee and Ben Francisco, 7/29.
- 2011 DL - right elbow inflammation, 4/25-5/10...rehab at AA Akron, 5/6-10.
- 2011 DL - right elbow surgery, 8/4-remainder of season.
- 2012 DL - rehab from 2011 right elbow surgery, 3/15-remainder of season.
- 2015 DL - right shoulder inflammation, 8/22-9/7.
- 2016 DL - left hamstring strain, 4/25-6/1...rehab AA Akron, 5/28.
- 2016 DL - right hand fracture, 9/30-remainder of season.
- 2018 DL - right elbow contusion, 6/17-7/5...rehab AA Akron, 6/30.
- 2019 IL - non-baseball, medical condition, 6/2-8/31...Rehab AA Akron, 8/19-24...Rehab AAA Columbus, 8/25-29.

POSTSEASON PITCHING RECORD

YEAR	CLUB	W-L	ERA	G	GS	CG	SHO	SV	IP	H	R	ER	HR	HB	BB	SO	WP	BK
2017	CLE (ALDS vNYY)	0-0	0.00	1	1	0	0	0	5.2	3	0	0	0	1	3	7	0	0
2018	CLE (ALDS vHOU)	0-1	3.38	1	1	0	0	0	5.1	6	2	2	0	0	1	3	0	0
TOTALS		0-1	1.64	2	2	0	0	0	11.0	9	2	2	0	1	4	10	0	0

FIELDING BY POSITION

2019								CAREER							
PCT	G	PO	A	E	TC	DP		PCT	G	PO	A	E	TC	DP	
1.000	23	5	6	0	11		Pitcher	.973	230	52	125	5	182	9	

PITCHERS HITTING

2019					CAREER				
AVG	AB	H	HR	RBI	AVG	AB	H	HR	RBI
-	-	-	-	-	.125	16	2	0	1

2019 SEASON HIGHLIGHTS

- ◆ The 2019 recipient of MLB's Roberto Clemente Award & AL Comeback Player of the Year returned to pitch in relief in the final month of the season after being diagnosed with chronic myeloid leukemia in early June...His last Major League start came on May 30 at Chicago-AL (6ER/6.1IP) and as a starter posted a 4-6 record with a 4.98 ERA in 12 starts (65.0IP, 74H, 36ER, 79SO)...Was not bouncing back well after his starts and was feeling fatigued quickly into his outings, losing his last three starts, May 20-30, allowing 14 earned runs and 26 hits in 17.2 innings.
- ◆ Was checked out at the Cleveland Clinic on June 3 as a follow-up to abnormal Spring Training blood work and the general fatigue... Was placed on the 10-day Injured List the following day with the general consensus being a season-ending stint...Began throwing bullpen sessions in July and started a rehabilitation assignment in AA Akron on August 19, making four relief appearances between Akron and AAA Columbus (1.80 ERA, 5.0IP, 2H, 8SO, .125 avg).
- ◆ Was activated from the 60-day Injured List on September 1, pitching in relief that day in Tampa Bay, just miles from his offseason home... Across 11 relief app's during his Sept. comeback, he posted a 6.60 ERA (15.0IP, 18H, 11ER, 5BB, 17SO)...Posted his second Major League save on Sept. 20, recording the last four outs in the 5-2 win at LAA...Was tagged with a blown save in his first outing back in Progressive Field on Sept. 3 vs. Chicago-AL, allowing a pair of homers and four runs in 1.0-inning of work that erased a 5-2 lead.
- ◆ Ended the season eighth in club history in career strikeouts (1223) and third in club history in career strikeouts per 9.0 IP (9.37) behind Corey Kluber and Trevor Bauer...Recorded a pair of 12-strikeout games, April 6 vs. Toronto and April 17 at Seattle...The 12 SO game on 4/6 came over just 5.0 IP and 90 pitches, becoming the first Indians starting pitcher in the B-R Play Index era (1908-) to strike out 12-or-more batters in 5.0 innings-or-fewer... Became just the ninth pitcher since 1908 to accomplish the feat (previous, Milwaukee's Corbin Burnes, March 31, 2019) and the first Indians pitcher since at least 1908 to record 12-or-more strikeouts in 90 pitches-or-fewer...Recorded a pair of 7.0-inning, shutout starts on April 17 and May 14 at Chicago-AL.
- ◆ At the time of his cancer diagnosis, Carrasco led the AL in strikeout-to-walk ratio (7.18) and walks-per-nine innings (1.52) and was 7th in the AL in strikeouts-per-nine innings (10.94)...He was also fourth in the AL in hits allowed (74) and tied for ninth (36) in earned runs allowed as of May 31...Allowed six runs in each of his last two starts, May 25 and May 30, the first time he's allowed 6 runs or more in consecutive starts since June 28-July 6, 2013...Carrasco tossed his 4th career shutout in a rain-shortened 5-0 victory May 9 vs. Chicago-AL, first shutout since June 25, 2016 at Detroit...Did log at least 5.0-innings in each of his last seven starts and recorded 17.0 consecutive scoreless innings, April 12-28 (second-longest scoreless IP streak by an Indians pitcher in 2019)...Carrasco's K:BB ratio of 5.5 (327/59) since the start of 2018 is tied for 7th best in MLB among starting pitchers with at least 161 total IP.

C TRIBE TIDBITS

Formed the Carlos Carrasco Foundation in 2015 and over the course of the last 4-plus years he and his family have raised nearly \$2.7 million, primarily sending medical supplies to his native Venezuela, the Dominican Republic and Puerto Rico...Has donated thousands of books via his book drive in Cleveland and in his offseason home of Tampa, he helps to feed and clothe immigrants from Venezuela.

Recently visited Colombia to aid, feed and clothe native Venezuelans displaced from the recent unrest.

Starting when he was four years old, his mom (Maria) took him to all his camps, practices and games while his dad worked 3-4 months at a time transporting goods around VZ for a local shipping company.

CAREER SNAPSHOT

2019 AL COMEBACK PLAYER OF THE YEAR

FUTURES GAME SELECTION

2006: Lakewood (SAL)

2007: Reading (EAS)

2008: Reading (EAS)

BASEBALL AMERICA LOW CLASS A ALL-STAR

2006: Lakewood (SAL)

MID-SEASON ALL-STAR

2006: Lakewood (SAL)

2007: Clearwater (FSL)

2008: Reading (EAS)

POST-SEASON ALL-STAR

2006: Lakewood (SAL)

PRO CAREER

- ◆ **2018** Topped the 200-strikeout plateau for the third time in the last four seasons, striking out a career-best and team-high 231 batters (fourth-highest total in the A.L.)... He is just the fifth player in Indians franchise history to reach the milestone in three-or-more seasons (with McDowell, Feller, Kluber and G. Perry)...Had a tremendous second half, going 6-5 with a 2.52 ERA in 14 games/13 starts (89.1IP, 76H, 25ER, 20BB, 119SO, .225 avg)...Among A.L. pitchers, posted the fourth-lowest ERA after the break and ranked first in innings and strikeouts, fourth in SO per 9.0IP (12.0) and fifth in on-base pct. allowed (.269)...Season nearly took a disastrous turn on 6/16 vs. Minnesota after being struck in the right elbow on a line drive off the bat of Joe Mauer to start the second inning...On the 10-day D.L., 6/17-7/5...Season was off to a pedestrian start, posting a 4.50 ERA thru his first 12 starts as of June 1 (38ER/76.0IP)...Struck out a season-high 14 batters on 9/7 at Toronto...Penultimate appearance of the season came in relief on 9/25 at Chicago-AL, fanning a club season-best and career relief-high 8 strikeouts (3ER, 4.1IP), the most relief SO by an Indian since Kaz Tadano (9, 6/26/2004 vs. Colorado)...1000th career SO on 7/11...Signed a two-year extension thru 2022 on 12/6.
- ◆ **2017** Career-bests in wins, starts, innings pitched and strikeouts, finishing in the top-10 in the American League in wins, innings and strikeouts, becoming the seventh pitcher in club history to record at least 18 wins with at least 225 strikeouts and a sub-3.30 ERA...Notched his 200th inning in his final start of the year, an 8.1-inning, 14-strikeout performance on 9/28 vs. Minnesota, the second-highest strikeout total of his career and a single-game season-high for the campaign...His 2017 effort earned him a fourth place finish in the A.L. Cy Young voting...Along with Corey Kluber, became the first set of teammates since the 2001-02 Arizona Diamondbacks (Randy Johnson/Curt Schilling) to accumulate at least 18 wins and 220 strikeouts within the same season...The duo also joined the 1973 Angels (Nolan Ryan/Bill Singer), 1971-72 Tigers (Mickey Lolich/Joe Coleman), the 1965 Phillies (Jim Bunning/Chris Short) and 1963-64 Dodgers (Don Drysdale/Sandy Koufax)...Carrasco reached the 200 strikeout milestone for the second time in his Major League career (also 2015)...Carrasco is just the eighth pitcher in Indians franchise history to record multiple seasons of 200+ strikeouts (McDowell, Feller, Kluber, G. Perry, Colon, Tiant, Score).
- ◆ **2016** Limited to 25 starts due to injuries in April and September that ended his season two weeks early and forced him from his first Postseason opportunity...At time of his last start on 9/17 vs. Detroit (two pitches), he was 10th in the A.L. in ERA (3.32), eighth in strikeout/walk ratio (4.41) and on-base pct. allowed (.286)...Was forced from his final start on 9/17 vs. Detroit after Ian Kinsler's line drive to lead off the game broke the fifth metacarpal on his right hand (shortest start of his career and shortest-ever by an Indian in the era of pitch counts, two)...Strained left hamstring covering first base in Detroit on 4/24...Was placed on the 15-day disabled list, activated 38 days later prior to his start vs. KC on 6/2...Recorded five-or-more strikeouts in 21 straight games from 6/13/15-4/19/16, the second-longest active streak in the majors at the time and the second-longest such streak in Indians history behind Bob Feller's record of 28 consecutive games (9/9/45-7/20/46)...Fanned a season-high 14 batters (second-highest game total of his career) on 6/30 at Toronto, one shy of his career-high 15 punchouts on 9/25/15 at KC...Marked just the third time since 1913 an Indians pitcher fanned 14 in fewer than 8.0IP or work (7.1IP, 3H, 1R/ER, 2BB), joining Corey Kluber (2014) and Sam McDowell (1966).

INDIANS HISTORY
CAREER STRIKEOUTS

1. Bob Feller	2581
2. Sam McDowell	2159
3. Corey Kluber	1461
4. Bob Lemon	1277
Early Wynn	1277
6. CC Sabathia	1265
7. Charles Nagy	1235
8. Carlos Carrasco	1223
9. Mel Harder	1161

STRIKEOUTS/9.0 IP+

1. Corey Kluber	9.80
2. Trevor Bauer	9.43
3. Carlos Carrasco	9.37
4. Sam McDowell	9.21
5. Luis Tiant	7.81
min 1000 career innings w/CLE	

MOST 10+ STRIKEOUT GAMES,
INDIANS PITCHERS, Club Hist.

1. Sam McDowell	74
2. Bob Feller	51
3. Corey Kluber	46
4. Herb Score	26
5. Trevor Bauer	25
6. Luis Tiant	24
Carlos Carrasco	24

fWAR LEADERS, 2018
A.L. (Fangraphs.com)

1. Justin Verlander (HOU)	6.8
2. Chris Sale (BOS)	6.5
3. Gerrit Cole (HOU)	6.3
4. Trevor Bauer (CLE)	6.1
5. Luis Severino (NYY)	5.7
6. Corey Kluber (CLE)	5.6
7. Carlos Carrasco (CLE)	5.3

LOWEST ERA, 2018
SECOND HALF A.L.

1. Blake Snell (TB)	1.17
2. David Price (BOS)	2.25
3. Mike Clevinger (CLE)	2.31
4. Carlos Carrasco (CLE)	2.52
5. J.A. Happ (TOR/NYY)	2.62
+Minimum 60.0 innings	

CLEVELAND INDIANS

18 wins/Sub-3.30 ERA/225 SO

Corey Kluber (2017)	2.27/262/18
Carlos Carrasco (2017)	3.29/226/18
Corey Kluber (2016)	3.14/227/18
Corey Kluber (2014)	2.44/269/18
Gaylord Perry (1972)	1.92/234/24
Sam McDowell (1970)	2.92/304/20
Sam McDowell (1969)	2.94/279/18
Luis Tiant (1968)	1.60/264/21
Herb Score (1956)	2.53/263/20
Bob Feller (1946)	2.18/348/26
Bob Feller (1941)	3.15/260/25
Bob Feller (1940)	2.61/261/27
Bob Feller (1939)	2.85/246/24

◆ **2015** Spent his first full season in the Indians rotation...Finished the season with 216 strikeouts (T9th in MLB)...Finished the season recording 5+ K's in 18 straight contests, the longest such streak by an Indians pitcher in a single season since Bob Feller did so in 23 straight contests in 1946...In his penultimate start, Carrasco earned his team-leading 14th win of the year with a one-hit shutout at Kansas City on 9/25...Carried a no-hitter into the 7th inning and finished with a career-high 15 strikeouts in his sixth career complete game (9.0IP, 1H, 0R, 2BB, 15SO, 113 pitches/78 strikes)...According to *Elias*, Carrasco became the first pitcher in Cleveland history to toss a one-hit shutout with 15+ K's...Also became just the third pitcher in franchise history to record 15+ K's in a shutout, joining Sonny Siebert (15 K's) in 1965 and Luis Tiant (19 K's, 10.0IP) in 1968...Came a strike away of his first career no-hitter on 7/1 at Tampa Bay...The right-hander struck out a then career-high 13 batters, losing a perfect game bid in the 7th and the no-hitter on a 0-2 pitch to Joey Butler, who lined a single into right field with two outs in the 9th inning (8.2IP, 1H, 1R/ER, 2BB, 13SO, 124P/83K)...According to *SABR's* Stew Thornley, it marked the first Cleveland no-hit bid to get broken up with two outs in the 9th since July 4, 1954 (Early Wynn)...Carrasco logged 9.0 innings in consecutive outings from 7/30-8/4, working a CG in a 7/30 win at Oakland (2H, 1R/ER, 1BB, 7SO), and registering 9.0 scoreless innings in a 12-inning victory at Los Angeles-AL on 8/4 (1H, 0R, 1BB, 7SO)...Became the first A.L. starter to toss at least 9.0 innings while allowing two-or-fewer hits in consecutive starts since Oakland's Bobby Witt on 6/23-28/1994 - the first pitcher to pull the trick for Cleveland since Sam McDowell on 5/29-6/2/70.

◆ **2014** Split the season between the rotation and bullpen and was the most dominant pitcher in the AL over the last two months of the season...Was in the starting rotation out of spring training, April 5-25 (0-3, 6.95 ERA, 17ER/22.0IP), and ended the season there with 10 dominant starts from 8/10-9/27, going 5-3 with a 1.30 ERA to end the season (69.0IP, 45H, 10ER, 1BB, 78K)...Became the first Indians pitcher since 1991 (Rod Nichols) to post a save and a shutout within the same season...Earned his first professional save on 6/16 vs. the LA Angels...Over his last 16 relief outings (6/10-8/5) his ERA was 1.23 (26.0IP, 21H, 6ER)...Recorded his first career shutout (3rd career CG, first w/9.0 IP) in his start of 9/17 at Houston, holding the Astros to a pair of infield singles and one walk while registering a single-game career-high 12 strikeouts on 98 pitches...Joined Sandy Koufax as just the second pitcher to record a shutout on 98-or-fewer pitches while also tallying 12+K's, who did it in a 3-0 no-hitter on June 4, 1964 at Philadelphia...Marked just the third time in Cleveland franchise history for an Indians hurler to allow 2-or-fewer hits and record 12+ strikeouts in a road shutout, as Carrasco joined Bob Feller (7/12/40 at Philadelphia-AL) and Bartolo Colón (9/18/00 at New York-AL)...Paired with Kluber's (2BB/14K) effort the previous night, Carrasco's outing cemented just the fourth instance in MLB history for an A.L. team to get consecutive starts of at least 12 K's and two-or-fewer walks - the second in Cleveland franchise history (*Elias*).

◆ **2013** Began the year as the club's 5th starter and opened the year by serving a 6-game suspension dating back to 2011 before making his first big league start since August 2011 on 4/9 vs. NYY (L, 3.2IP, 7H, 7R/ER, 2HR)...Was ejected from that start in the 4th inning after hitting Kevin Youkilis after a Robinson Cano HR and later suspended by MLB for another seven games.

◆ **2012** Spent the entire season rehabbing from right elbow reconstruction in September of 2012.

◆ **2011** Elbow injury ended his season in early August... Was on the D.L. from 4/25-5/10 with right elbow inflammation...Did not allow a run over 21.1 IP from 6/7-18, season-long by an Indians pitcher in 2011 and career-high...Suspended by MLB for 6 games on 8/1, a suspension he served in 2013...Missed the remainder of the season and underwent reconstructive right elbow surgery in New York City (Dr. David Altchek) on 9/21.

CAREER LEAGUE LEADERS

bWAR for Pitchers

2014 AL 4.1 (10th)
2017 AL 5.5 (5th)

ERA

2017 AL 3.29 (6th)
2018 AL 3.38 (8th)

Wins

2015 AL 14 (8th)
2017 AL 18 (1st)
2018 AL 17 (4th)

Walks & Hits per IP

2015 AL 1.073 (4th)
2017 AL 1.095 (4th)
2018 AL 1.125 (6th)

Strikeouts

2015 AL 216 (5th)
2017 AL 226 (5th)
2018 AL 231 (4th)

Strikeouts per 9 IP

2015 AL 10.584 (3rd)
2017 AL 10.170 (5th)
2018 AL 10.828 (6th)

Hits per 9 IP

2015 AL 7.546 (5th)
2017 AL 7.785 (7th)

Innings Pitched

2017 AL 200.0 (8th)
2018 AL 192.0 (9th)

Strikeouts / Base On Balls

2015 AL 5.023 (3rd)
2017 AL 4.913 (3rd)
2018 AL 5.372 (3rd)
Active 4.054 (7th)

F.I.P.

2015 AL 2.84 (3rd)
2017 AL 3.10 (4th)
2018 AL 2.94 (4th)
Active 3.33 (8th)

Home Runs per 9 IP

2017 AL 0.945 (5th)
2018 AL 0.984 (9th)

CLEVELAND INDIANS PITCHERS

ERA's UNDER 2.55, 1970-2014 (min 130IP)

Pitcher (Year)	ERA (IP / ER)
1. Corey Kluber (2014)	2.44 (235.2/64)
2. Carlos Carrasco (2014)	2.55 (134.0/38)
3. Cliff Lee (2008)	2.54 (223.1/63)
4. Dan Spillner (1982)	2.49 (133.2/37)
5. Sid Monge (1979)	2.40 (131.0/35)
6. Gaylord Perry (1974)	2.51 (322.1/90)
7. Gaylord Perry (1972)	1.92 (342.2/73)

CARRASCO'S CAREER GAME HIGHS

One-Hitter: September 25, 2015 @KC; **Two-Hitter:** 3x, last May 9, 2019 vs. CWS; **Three-Hitter:** two times, last April 11, 2018 vs. DET; **K's (starter):** 15, September 25, 2015 @KC; **K's (relief):** 5, two times, last August 5, 2014 vs. CIN; **BB's (starter):** 5, April 16, 2017 vs. DET; **BB's (relief):** 3, August 9, 2013 vs. LAA; **LONGEST START:** 9.0IP, eight times, last May 9, 2018 @MIL; **LONGEST RELIEF:** 5.0IP, August 9, 2013 vs. LAA; **WINNING STREAK:** 6 games, August 27 - September 28, 2017 (active); **LOSING STREAK:** 9 games, July 5, 2011-July 6, 2013; **HR:** 4, May 4, 2019 vs. Seattle; **SHORTEST START:** 0.0IP, two times, last September 17, 2016 vs. DET (broken finger); **CG:** 11, last May 9, 2019 vs. Chicago-AL; **CG SHO:** 4, last May 9, 2019 vs. Chicago-AL; **CAREER 10+ STRIKEOUT GAMES:** 24, last May 17, 2019 at Seattle (12); **LAST SAVE:** Sept. 20, 2019 vs. PHI.

- ◆ **2010** Had a very productive year between AAA Columbus and Cleveland, making seven Major League starts in September/October, going at least 6.0IP in all seven starts with six quality starts in a row in September...Picked up his first Major League win in start of 9/17 in KC...Named the No. 7 prospect in the Indians organization entering the season by **Baseball America**.
- ◆ **2009** Spent the regular season at the Triple-A level before making the first five starts of his big league career in September...Entered the season as the No. 2 prospect in the Phillies organization according to **BA** and 52nd overall minor league prospect by **BA**... Led International League in SO (148), second in innings pitched (157.0).
- ◆ **2007** Rated as the top prospect in Phillies minor league system (**BA**).
- ◆ **2006** Won the Paul Owens Award as best pitcher in the Phillies MiLB system.

2017 AMERICAN LEAGUE CY YOUNG VOTING

Pitcher (Team)	1st	2nd	3rd	PTS
1. Corey Kluber (CLE)	28	2	-	204
2. Chris Sale (BOS)	2	28	-	126
3. Luis Severino (NYY)	-	-	20	73
4. Carlos Carrasco (CLE)	-	-	1	43

CARRASCO'S FAVORITES

Favorite Movie: Gladiator
Favorite Group/Artist: Country music
Favorite Athlete Growing Up: Pedro Martinez
Biggest Influence: My family
Favorite Road City: New York City
Favorite Road Stadium: Kauffman
Favorite TV Show: Discovery Channel

PERSONAL/MISCELLANEOUS

Full name **CARLOS LUIS CARRASCO**...Married, Karelis...Two daughters, Camila Valentina and Emma Victoria, three sons, Noah, Lucas and Elias ...Attended Liceo Federico Carmona High School...Was the club's Roberto Clemente Award nominee from 2015-19, spending hours donating time to Esperanza, visiting and donating books to Luis Munoz Marin School in Cleveland, Oberlin College and Indians Baseball Camps...Also collected thousands of books through the United Way Stuff The Bus initiative, as well as collecting food items for the Step Up To The Plate Campaign... Started the Carlos Carrasco Foundation in 2016 with the mission of giving young children a strong foundation for life-long success (has collected over 12,500 books for children)... Foundation is very active in Tampa, Cleveland and his native Venezuela (carloscarrascofoundation.org)... Regular Tribe Fest participant...On Aug. 4, 2016 the Venezuelan-born Carrasco announced, via Twitter, that he passed his United States citizenship test...Routinely visited Cleveland Clinic cancer patients following his 2019 leukemia diagnosis and still keeps in touch with many of the patients to this day.

2019 ROBERTO CLEMENTE AWARD



Carrasco with Roberto Clemente Jr., wife, Karry, and MLB Commissioner Rob Manfred prior to Game 3 of the 2019 World Series

Carlos Carrasco earned the 2019 Roberto Clemente Award, the most prestigious individual player honor awarded by Major League Baseball. Carrasco became the third Indians player to receive the honor, joining Jim Thome (2002) and Andre Thornton (1979), and the first recipient born in Venezuela.

Glance at the Carrasco's philanthropic endeavors in 2019 alone:

- ◆ Every other Sunday in the offseason, Carlos and his wife, Karry, shop, cook, box, and distribute 500 lunches to the homeless from the front porch of their home in the Tampa area.

- ◆ Donated two scholarships of \$10,000 annually for single moms to attend school, and sends \$5,000 to United States veterans each year as part of regular visits to Tampa's MacDill Air Force Base.

- ◆ Frequented Cleveland Stepstone Academy's 'Carlos Carrasco Major League Reading Corner', where he read to students and discusses the importance of childhood literacy.

- ◆ Traveled to Africa in November 2018, distributing shoes, shirts and backpacks to underprivileged children. While visiting the African villages, he donated more than \$70,000 to families in need.

- ◆ The bulk of his efforts are in his native Venezuela, Carlos annually donates toys and supplies to nursing and crisis centers, including a \$300,000 donation to a Venezuelan refugee camp in Colombia.

The Roberto Clemente Award is the annual recognition of a Major League player who best represents the game of Baseball through extraordinary character, community involvement, philanthropy and positive contributions, both on and off the field. The concept of honoring Major League players for their philanthropic work was created in 1971 as the "Commissioner's Award," but was renamed the "Roberto Clemente Award" in 1973 in honor of the Hall of Famer and 15-time All-Star who died in a plane crash on New Year's Eve 1972 while attempting to deliver supplies to earthquake victims in Nicaragua.



YU CHANG

2

Age: 24, born August 18, 1995 in Taitung, Taiwan

Resides: Taitung, Taiwan Position: Infielder

Bats: R Throws: R Height: 6-1 Weight: 180

ML Service (Options Remaining): 0 + 038 (1)

Contract Status: Signed thru 2020

Acquired: June 3, 2013; Signed by the Cleveland Indians as a non-drafted free agent.



yuc_chang

@YutheSoujaBoy

YEAR	CLUB	AVG	G	AB	R	H	2B	3B	HR	RBI	SH	SF	HB	BB	SO	SB	CS	SLG	OBP	OPS	E
2014	AZL Indians	.346	42	159	39	55	9	4	6	25	0	1	3	18	28	6	1	.566	.420	.986	9
2015	Lake County	.232	105	393	52	91	16	4	9	52	7	4	9	27	103	5	6	.361	.293	.655	25
2016	Lynchburg	.259	109	417	78	108	30	8	13	70	4	7	4	45	110	11	3	.463	.332	.795	17
2017	Akron	.220	126	440	72	97	24	5	24	66	2	5	9	52	134	11	4	.461	.312	.774	25
2018	Columbus	.256	127	457	56	117	28	2	13	62	3	5	9	44	144	4	3	.411	.330	.741	12
2019	Columbus	.253	68	253	45	64	15	1	9	39	0	3	1	26	67	4	1	.427	.322	.748	7
	CLEVELAND	.178	28	73	8	13	2	1	1	6	0	0	0	11	22	0	0	.274	.286	.560	0
Minor Lge. Totals		.251	577	2119	342	532	122	24	74	314	16	25	35	212	586	41	18	.436	.326	.762	95
CLEVELAND TOTALS		.178	28	73	8	13	2	1	1	6	0	0	0	11	22	0	0	.274	.286	.560	0
American League		.178	28	73	8	13	2	1	1	6	0	0	0	11	22	0	0	.274	.286	.560	0
National League		--	--	--	--	--	--	--	--	--	--	--	--	--	--	--	--	--	--	--	--
MLB TOTALS		.178	28	73	8	13	2	1	1	6	0	0	0	11	22	0	0	.274	.286	.560	0

CAREER TRANSACTIONS

2013 Signed as a Free Agent with the Cleveland Indians, 6/3.

FIELDING BY POSITION

PCT	G	PO	2019					PCT	G	PO	CAREER				
			A	E	TC	DP	A				E	TC	DP		
1.000	25	10	32	0	42	1	1.000	25	10	32	0	42	1	Third base	
1.000	8	1	2	0	3	1	1.000	8	1	2	0	3	1	Shortstop	
1.000	28	11	34	0	45	2	1.000	28	11	34	0	45	2	Totals	

2019 SEASON HIGHLIGHTS

- ◆ Spent most of the season in Triple-A Columbus, making his Major League debut in June and spending the last five weeks on the ML roster after the season-ending injury to José Ramírez...Was recalled for the first time, June 28 at Baltimore, making his debut that night in a start at third base...Optioned back to Columbus on June 30, appearing in two games in Baltimore.
- ◆ Spent over two months in separate stints on the Minor League Injured List, April 17-June 17, with a sprained knuckle on his left hand (fourth/"ring" finger that dated back to Spring Training...Around his IL tenure and MLB debut he batted .253 (64-for-253) with 15 2B, 1 3B, 9 HR and 39 RBI in 68 games for the Clippers...On year at Triple-A, he hit .283 (15-for-53) with an .897 OPS vs. LHP and batted .294 (20-for-68) with RISP...At AAA he appeared in 23 games at second base, 22 games at shortstop and 17 games at third base.

- ◆ Recalled for a second time on August 25 and spent the remainder of the season with Cleveland...Collected his first Major League hit that day vs. Kansas City (single off Eric Skoglund) and also tripled and scored twice in his third Major League game on Aug. 25...During second recall he hit .188 (13-for-69) with 2 2B, 1 3B, 1 HR and 6 RBI in 26 games...Appeared in 25 games (21 starts) at third base and 8 games at shortstop...Hit first ML home run on Sept. 9 at the LA Angels, a 3-run shot off Justin Anderson...Over his last 16 games from Sept. 7-29, he was just 5-for-his-last-39 (.128)...Was 4-for-34 (.118) with runners on base and 2-for-17 (.118) with RISP at the ML level.

CAREER SNAPSHOT

MLB ORGANIZATIONAL ALL-STAR

2018: Cleveland (AL)

MID-SEASON ALL-STAR

2016: Lynchburg (CAR)

2017: Akron (EAS)

2018: Columbus (INT)

POST-SEASON ALL-STAR

2014: AZL Indians (AZL)

2016: Lynchburg (CAR)

PLAYER OF THE WEEK

6/5/2016: Lynchburg (CAR)

BASEBALL AMERICA ROOKIE ALL-STAR

2014: AZL Indians (AZL)

PRO CAREER

- ◆ **2018** Spent entire season in AAA Columbus, collecting career-bests in games (127) and hits (117) despite being 4.5 years younger than the International League average during his age-22 season...Was an IL Mid-Season All-Star...Was tied for seventh in the league in doubles (28), which were also tied for the fifth highest mark in the Indians system...Appeared in 94 games at shortstop, 23 games at third base and nine games at second base...Batted .337 (29-for-86) for Glendale in Arizona Fall League after season (4 2B, 4 HR, 17 RBI, .919 OPS) and was named to Fall Stars Game in addition to All-Prospects team...Was tied for sixth in RBI and 10th in average...Also tied for third in total bases (45) and fourth in hits (29).
- ◆ **2017** Spent the entire season in AA Akron, tallied 24 homers and 66 RBI, both of which were second-most among Akron's offense...Chang led the team in runs scored (72), while ranking second in walks (52), third in doubles (24) and fourth in hits (97)...His 24 home runs marked a single-season career-high, 11 more than his previous high of 13 in 2016 and were the fourth-most among Indians minor leaguers...He also ranked among organizational leaders in runs scored (2nd) and RBI (5th)...Ranked fifth in the Eastern League in homers and tied for fourth in runs and was a Mid-Season Eastern League All-Star...Led all Minor League shortstops in homers...Hit .204 (32/157) in the second half...Added to the 40-man roster on 11/20
- ◆ **2016** Finished 5th among all Indians minor leaguers in runs (78)...Named CL Midseason & Postseason All-Star...Named 11th-best prospect in the system entering 2017 by **MLB.com**.
- ◆ **2014** Ranked second in the Arizona League with a .986 OPS, third in average (.346) and fourth in OBP (.420)...Ranked 13th-best Indians' prospect and 12th-best player in the AZL (**Baseball America**)...Named to **Baseball America** Rookie All-Star team and AZL Postseason All-Star squad.

PERSONAL/MISCELLANEOUS

Full name **YU-CHENG CHANG**....Wife, Ling...Signed by Jason Lynn and Allen Lin... Cleveland's second Major League player from Taiwan (RHP Chen-Chang Lee)...Attended Taichung Gao-Nong High School along with his two oldest brothers, Jin-de and Ching-Lung...Jin-de is currently a farmhand for the San Francisco Giants and younger brother, Wei-Sheng, is currently a switch hitting and ambidextrous OF for the Uni-President Lions in the Chinese Professional Baseball League...Is one of five brothers...Selected and represented the Chinese Taipei National Team during the 2011 IBAF U16 World Championships...Is of Taiwanese aboriginal descent... He is specifically a member of the Amis tribe which is one of sixteen officially recognized Taiwanese aboriginal groups.

CHANG'S CAREER GAME HIGHS

HITS: 2, 3x, last Sept. 4, 2019 vs. Chicago-AL; **RUNS:** 2, August 25, 2019 vs. KC; **DOUBLES:** 1, 2x, last Sept. 20, 2019 vs. Philadelphia; **HOME RUNS:** 1, Sept. 9, 2019 at Los Angeles-AL; **RBI:** 3, Sept. 9, 2019 at Los Angeles-AL; **WALKS:** 2, Sept. 2, 2019 vs. Chicago-AL; **STOLEN BASES:** n/a; **HITTING STREAK:** 3, Sept.9-11, 2019; **GRAND SLAMS:** n/a; **INSIDE-THE-PARK HR:** n/a; **LEADOFF:** n/a; **PINCH HR:** n/a; **WALK-OFF HR:** n/a.

CLEVELAND CHAPTER BASEBALL WRITERS ASSOCIATION OF AMERICA, 2020


Chris Assenheimer	Elyria Chronicle-Telegram	Jason Lloyd	The Athletic
Mandy Bell	MLB.com	Dennis Manoloff	The Plain Dealer
Anthony Castrovince	MLB.com	Zack Meisel	The Athletic
Brian Dulik	Medina County Gazette	Joe Noga	Cleveland.com
Paul Hoynes	Cleveland.com	Terry Pluto	The Plain Dealer
Jim Ingraham	Elyria Chronicle-Telegram	Marla Ridenour	Akron Beacon Journal
Ryan Lewis	Akron Beacon Journal	Travis Sawchick	538
		Tom Withers	Associated Press

HONORARY BBWAA MEMBERS

Andy Call	Canton Repository	Roy Hewitt	The Plain Dealer
Dan Coughlin	The Plain Dealer	Bill Livingston	The Plain Dealer
Don Detore	Canton Repository	Chuck Melvin	The Associated Press
Bob Dolgan	The Plain Dealer	Chuck Murr	Associated Press
Steve Goldman	Ashtabula Star-Beacon	Sheldon Ocker	Akron Beacon Journal
Burt Graeff	The Plain Dealer	Larry Pantages	Akron Beacon Journal
Tony Grossi	The Plain Dealer	Mike Peticca	The Plain Dealer
Steve Herrick	Elyria Chornicle-Telegram	Bud Shaw	Cleveland.com

CLEVELAND BBWAA OFFICERS

Paul Hoynes, Chairman
Steve Herrick, Secretary-Treasurer



ADAM CIMBER 90

Age: 29, born August 15, 1990 in Portland, OR

Resides: Seattle, WA Position: Pitcher

Bats: R Throws: R Height: 6-3 Weight: 195

ML Service: 2 + 000

Contract Status (Options Remaining): Signed thru 2020 (3)

Acquired: July 19, 2018; Acquired from the San Diego Padres with LHP Brad Hand in exchange for C Francisco Mejia.



		OPPONENTS																			
YEAR	CLUB	W-L	ERA	G	GS	CG	SHO	SV	IP	H	R	ER	HR	HB	BB	SO	WP	BK	AVG	SLG	OBP
2013	Eugene	3-1	2.56	28	0	0	0	10	31.2	25	10	9	2	2	7	27	2	0	.216	.328	.270
2014	Lake Elsinore	5-3	2.90	52	1	0	0	0	77.2	80	27	25	5	2	9	43	5	0	.272	.378	.296
2015	El Paso	0-0	3.00	2	0	0	0	0	3.0	5	3	1	1	0	0	1	0	0	.333	.533	.333
	San Antonio	4-2	3.05	44	0	0	0	1	56.0	56	21	19	4	0	15	45	2	0	.264	.410	.311
2016	San Antonio	3-2	2.56	42	0	0	0	3	52.2	41	19	15	1	1	14	27	0	0	.216	.289	.271
	El Paso	0-1	17.36	4	0	0	0	0	4.2	15	9	9	3	0	1	4	0	0	.556	.963	.571
2017	San Antonio	1-1	2.81	12	0	0	0	1	16.0	12	5	5	1	4	2	13	0	0	.203	.305	.277
	El Paso	4-1	2.92	37	2	0	0	4	64.2	51	21	21	10	2	8	52	0	0	.216	.356	.247
2018	San Diego	3-5	3.17	42	0	0	0	0	48.1	42	19	17	2	2	10	51	0	0	.237	.362	.283
	CLEVELAND	0-3	4.05	28	0	0	0	0	20.0	26	9	9	3	4	7	7	1	0	.325	.550	.407
2019	CLEVELAND	6-3	4.45	68	0	0	0	1	56.2	56	29	28	6	4	19	41	0	0	.257	.394	.325
Minor Lge. Totals		20-11	3.06	221	3	0	0	19	306.1	285	115	104	27	11	56	212	9	0	.248	.372	.288
CLEVELAND TOTALS		6-6	4.34	96	0	0	0	1	76.2	82	38	37	9	8	26	48	1	0	.275	.436	.347
American League		6-6	4.34	96	0	0	0	1	76.2	82	38	37	9	8	26	48	1	0	.275	.436	.347
National League		3-5	3.17	42	0	0	0	0	48.1	42	19	17	2	2	10	51	0	0	.237	.362	.283
MLB TOTALS		9-11	3.89	138	0	0	0	1	125.0	124	57	54	11	10	36	99	1	0	.261	.408	.324

CAREER TRANSACTIONS

2013 Selected by the San Diego Padres in the 9th round (268th overall) of the June draft. Signed, 6/11.

2018 Traded by the San Diego Padres with Brad Hand to the Cleveland Indians for Francisco Mejia, 7/19.

POSTSEASON PITCHING RECORD

YEAR	CLUB	W-L	ERA	G	GS	CG	SHO	SV	IP	H	R	ER	HR	HB	BB	SO	WP	BK
2018	CLE (ALDS vHOU)	0-0	4.50	2	0	0	0	0	2.0	2	1	1	0	0	1	0	0	1

FIELDING BY POSITION

PCT	G	PO	2019				TC	DP	PCT	G	PO	CAREER			
			A	E	A	E						TC	DP		
.875	68	4	10	2	16	1	Pitcher	.914	138	6	26	3	35	2	

PITCHERS HITTING

AVG	AB	2019			RBI	AVG	AB	CAREER		
		H	HR	RBI				H	HR	RBI
.000	0	0	0	0	.000	4	0	0	0	

2019 SEASON HIGHLIGHTS

- ◆ Spent entire season in Cleveland bullpen, finishing second on the club with 19 holds, which were tied for 14th among American League relievers...Also finished tied for 15th in games pitched (68), which led the team...Posted scoreless outings in 49 of his 68 appearances...His inherited runner pct. who scored of 24.4%(11-of-45) was seventh-lowest in the AL.
- ◆ Recorded a 3.06 ERA in 37 first half outings (11ER/32.1IP) and a 6.29 ERA in 31 second half games (17ER/24.1IP), which was inflated by a stretch of nine appearances, July 26-Aug. 20 where he allowed 10 runs (10ER) in 7.0 innings...Posted a 12.15 ERA in August (11G/9ER/6.2IP)...From July 26-end of season he posted an ERA of 8.82 (16ER/16.1IP/24H) over his final 23 outings and recorded his first Major League save, Sept. 11 at LA Angels (0.1IP, Pujols strikeout to end, 4-3, win)...His ERA thru July 25 was 2.68 (45G/12ER/40.1IP).
- ◆ Limited right-handed batters to a .244 average and .645 OPS allowed while lefties hit .296 with a .943 OPS...Batters hit .275 (28-for-102) with runners on base and a .231 (15-for-65) mark with RISP...Tossed a season-high 2.1 innings on July 4 at Kansas City.

PRO CAREER

- ◆ **2018** Trade deadline target was acquired along with Brad Hand on 7/19...Was invited to Major League camp by San Diego and made the club after 10 scoreless appearances in Arizona over 9.0 innings... Made his Major League debut on 3/29 vs. Milwaukee, taking the loss in a 2-1, 12.0-inning defeat (1.0IP, 3H, 1R/ER)...Overall with San Diego recorded an ERA of 3.17 in 42 relief appearances (all first half, 17ER, 48.1IP)...On the season recorded an ERA of 3.42 in 70 outings (68.1IP, 68H, 26ER, 58SO)...Was tied for third among MLB rookie pitchers in games pitched... Averaged only 3.2 strikeouts per 9.0IP with Cleveland...Combined on the year righties batted .239 (44-for-184) with just four walks in 196 batters faced...Induced 11 double plays to right-handed hitters, 12 overall on the season.
- ◆ **2017** Split the season between San Antonio (AA) and El Paso (AAA), pitching to a 5-2 record and a 2.90 ERA (26 ER, 80.2 IP) over 49 games (two starts)...Promoted to El Paso on 5/20...Contributed to El Paso's postseason run, pitching to a 1-0 record over five games and 6.2 scoreless innings.
- ◆ **2016** Split the campaign between El Paso (AAA) and San Antonio (AA), pitching to a 3-3 record and a 3.77 ERA (24 ER, 57.1 IP) over 46 relief appearances...Named a Texas League Mid-Season All Star for San Antonio after posting a 2-1 record and 1.86 ERA over 22 appearances before the All-Star break...His 42 appearances finished tied for fifth among Texas League pitchers.
- ◆ **2015** Spent most of the season with San Antonio (AA), pitching to a 4-2 record with a 3.05 ERA (19 ER, 56.0 IP) over 44 games...His 44 games for San Antonio ranked seventh among Texas League pitchers.
- ◆ **2014** Spent the entire season with Lake Elsinore (A), posting a 5-3 record with a 2.90 ERA (25 ER, 77.2 IP) in 52 games (one start).
- ◆ **2013** Began his professional career with Eugene (A), pitching to a 3-1 record with a 2.56 ERA while converting 10 of his 13 save opportunities... His 28 games ranked tied for first in the Northwest League, while he ranked third in games finished (22) and fourth in saves (10).

PERSONAL/MISCELLANEOUS

Full name **ADAM CHRISTIAN CIMBER**...Wife, Lauren...Before transferring to the University of San Francisco, where he teamed with Bradley Zimmer during his senior season, he attended the University of Washington where he twice made the second-team All-Pac-10/Pac-12 Academic roster in three seasons for UW (graduated after three years with a degree in history)... Did grad classes at USF in sport management.... Graduated from Puyallup High School (WA) where he threw a no-hitter, a one-hitter and earned First-Team All-State honors and *Tacoma News-Tribune's* Area Player of the Year...Gives credit to his first college pitching coach, Greg Moore, as the person who has had the biggest influence in his life (Moore was at USF for his senior year).

CTRIBE TIDBITS

Dad is production manager for Mariners radio affiliate (KIRO), writes and voices commercials that air during M's games.

Was home schooled from third through 10th grade.

Was a shortstop and second baseman until sophomore year of high school. In a blowout game, he got to pitch and then started the next game. Throws side arm because he was small and right-handed.

Joe Smith, Steve Chiseck, Brad Zeigler, Darren O'Day were pitchers he watched growing up.

Played with Bradley Zimmer at USF, and Andrew Kittredge and Jake Lamb at UW.

Got drafted in 2013 by the Padres in the 9th round. First got a call from the Tampa Bay Rays saying they were going to take him but two minutes later the Padres called and offered \$1,000.


Music hobby started when he was 14. Sister had a class on history of rock and roll and brought home the Beatles movie, "It's a Hard Day's Night" and decided he wanted to play guitar...First concert was Aerosmith.

CIMBER'S FAVORITES

- Favorite Movie:** Forgetting Sarah Marshall
- Favorite Group/Artist:** The Beatles
- Favorite Athlete Growing Up:** Ken Griffey, Jr
- Favorite Team Growing Up:** Seattle Mariners
- Person Who Has Most Influenced You:** My dad (Russ)
- Favorite Thing Away From Baseball:** Play Guitar
- Favorite TV Show:** New Girl
- Favorite Road City:** San Francisco
- Favorite Road Stadium:** Busch Stadium
- Favorite School Subject:** History

CIMBER'S CAREER GAME HIGHS

K's: 4, April 11, 2018 at Colorado (w/SD); **BB:** 3, 2x, April 20, 2019 vs. Atlanta (G2); **LONGEST OUTING:** 3.0 innings, three times, last June 12, 2018 at St. Louis (w/SD); **HR:** 2, August 12, 2018 at Chicago-AL; **WINNING STREAK:** 3 games, June 21-July 14, 2019; **LOSING STREAK:** 6, June 19 - September 20, 2018; **SCORELESS IP STREAK:** 12 games/11.0IP, June 21 - July 19, 2019; **LAST WIN:** Sept. 18, 2019 vs. Detroit; **LAST SAVE:** Sept. 11, 2019 at Los Angeles-AL.



AARON CIVALE 43

Age: 24, born June 12, 1995 in East Windsor, CT

Resides: Boston, MA

Position: Pitcher

Bats: R

Throws: R

Height: 6-2

Weight: 215

ML Service: 0 + 058

Contract Status (options remaining): Signed thru 2020 (2)

Acquired: Selected by Cleveland in the 3rd round (92nd overall) in the 2016 First-Year Player Draft.



@AaronCivale

aaroncivale

OPPONENTS

YEAR	CLUB	W-L	ERA	G	GS	CG	SHO	SV	IP	H	R	ER	HR	HB	BB	SO	WP	BK	AVG	SLG	OBP
2016	Mahoning Valley	0-2	1.67	13	13	0	0	0	37.2	23	11	7	0	2	8	28	1	1	.180	.242	.239
2017	Lake County	2-4	4.58	10	10	0	0	0	57.0	64	34	29	2	3	5	53	3	2	.284	.413	.308
2017	Lynchburg	11-2	2.59	17	17	0	0	0	107.2	96	38	31	11	2	9	88	4	0	.238	.354	.257
2018	Akron	5-7	3.89	21	21	0	0	0	106.1	115	56	46	12	2	21	78	3	3	.276	.403	.310
2019	Akron	4-0	2.67	5	5	0	0	0	30.1	26	9	9	3	1	6	24	1	0	.232	.393	.273
	Columbus	3-1	2.13	8	8	0	0	0	42.1	38	13	10	4	2	9	46	2	0	.233	.356	.280
	CLEVELAND	3-4	2.34	10	10	0	0	0	57.2	44	18	15	4	1	16	46	2	0	.216	.368	.270
	Minor Lge. Totals	25-16	3.12	74	74	0	0	0	381.1	362	161	132	32	12	58	317	14	6	.250	.371	.282
	CLEVELAND TOTALS	3-4	2.34	10	10	0	0	0	57.2	44	18	15	4	1	16	46	2	0	.216	.368	.270
	American League	3-4	2.34	10	10	0	0	0	57.2	44	18	15	4	1	16	46	2	0	.216	.368	.270
	National League	--	--	--	--	--	--	--	--	--	--	--	--	--	--	--	--	--	--	--	--
	MLB TOTALS	3-4	2.34	10	10	0	0	0	57.2	44	18	15	4	1	16	46	2	0	.216	.368	.270

CAREER TRANSACTIONS

2016 Selected by Cleveland in the 3rd round (92nd overall) of the June Draft. Signed, 6/17.

FIELDING BY POSITION

2019								CAREER							
PCT	G	PO	A	E	TC	DP	Pitcher	PCT	G	PO	A	E	TC	DP	
.833	10	1	4	1	6	1	Pitcher	.833	10	1	4	1	6	1	

PITCHERS HITTING

2019					CAREER				
AVG	AB	H	HR	RBI	AVG	AB	H	HR	RBI
.000	2	0	0	0	.000	2	0	0	0

2019 SEASON HIGHLIGHTS

- ◆ Entered the 2019 season ranked as the 19th-best prospect in the Indians system according to *MLB.com*, Aaron concluded the season as one of the most consistent starters on the staff, recording a 2.34 ERA over 10 mostly impressive starts after entering the spring injured and starting the campaign at AA Akron.
- ◆ Recorded the lowest ERA (1.82) for any pitcher that made his first 9 career starts with the Indians (11ER/54.1IP) and was just the fifth MLB pitcher since 1908, and the first since 1910, to work at least 5.0 innings and allow 2-or-fewer earned runs in each of his first 9 appearances, joining Pittsburgh's Harley Young (1908), Detroit's Ed Summers (1908), Boston's Cliff Curtis (1909) and Chicago-NL's King Cole (1909-10)...The previous franchise low for ERA over their first nine starts was held by Mike Garcia (2.07 in 1949)...in his final and tenth start Sept. 26 at Chicago-AL, he allowed 4 runs in 3.1 IP, taking the loss in the 8-0 White Sox win.
- ◆ Civale spent most of the first four months of the season between Double-A Akron and Triple-A Columbus, going 7-1 with a 2.35 ERA (19ER/72.2IP) with 15 walks and 70 strikeouts over 13 starts...Started the year on the IL recovering from an August 2018 right lat strain that set back his 2019 preparation...Was also on the IL at Columbus, July 8-19, with right shoulder tightness...Season debut came on May 11 at Reading...Went 4-0 with a 2.67 ERA (9ER/30.1IP) with six walks and 24 strikeouts over 5 starts for Akron, including striking out a career-high tying 10 and allowing just one run on five hits with no walks over 6.0 innings at Erie in his final Double-A start on June 2.

LOWEST ERA, FIRST NINE STARTS FOR CLEVELAND

Pitcher	ERA
Ed Klepfer (1915-1916)	1.50
Milt Wilcox (1972)	1.79
Aaron Civale (2019)	1.82
Gaylord Perry (1972)	1.89
Rip Hagerman (1914)	1.92

+Civale's ERA is the lowest to begin an MLB career

CTRIBE TIDBITS

During spring trip of 2015 as a sophomore at Northeastern, he started against the Boston Red Sox in February exhibition game in Fort Myers, going 2.0 scoreless/hitless innings and striking out David Ortiz, Hanley Ramirez, Mike Napoli and Xander Bogaerts, walking 2 batters.

The Red Sox outing led to a spot in the Cape Cod League that summer, where he was an All-Star.

Coached at Northeastern by Mike Glavine, brother of Tom...

- ◆ Promoted to Columbus on June 6 and made his first start for the Clippers on June 8 vs. Norfolk, limiting the Tides to two runs on five hits with two walks and seven strikeouts over 5.2 innings...Went 3-1 in 8 starts with the Clippers, carrying a 2.13 ERA (10ER/42.1IP), nine walks and 46 strikeouts.
- ◆ Elevated to the Major League level for the first time to make his MLB debut on June 22 vs. Detroit, working 6.0 scoreless innings (2H, 3BB, 6SO) in notching his first win, a 2-0 win over the Tigers... Start was necessitated by Mike Clevinger going back on the IL with an ankle injury precipitated by the absences of Kluber and Carrasco... Became the first Indians pitcher to earn the win in his Major League debut since Danny Salazar did so on July 11, 2013 vs. Toronto (and the first in a scoreless debut of at least 6.0IP since 2015)...Optioned back to Columbus on June 24.
- ◆ Made six starts with Columbus, June 27-July 30, around his 12 days stint on the IL, going 2-1 with a 1.71 ERA (6ER/31.2IP)...Recalled for the second and final time on August 5 to make second start that night vs. Texas (6.0IP, 3H, 1R/ER)... Civalde became just the fifth Cleveland pitcher since 1908 to record six-or-more strikeouts in each of his first two career starts, joining Bieber (2018), Salazar (2013), Luis Tiant (1964) and Herb Score (1955)...In his third start at Minnesota on Aug. 11 (6.0IP, 4H, 1R/ER), became just the third Indians pitcher since 1908 to allow four-or-fewer hits in each of his first three starts (no relief appearances), joining Josh Tomlin (2010) and Clarence Garrett (1915).
- ◆ Right-handed hitters hit just .203 (25-for-123) off him, including an OPS allowed of just .602...Overall OPS allowed on the year was .638...Batters hit just .209 (14-for-67) off him with runners on base and .211 (8-for-38) with RISP... Entering the 2019 season, Aaron was voted as having the "best control" in the Indians organization (*Baseball America*).

**LOWEST HR / 9.0 IP ALLOWED
2019 MLB PITCHERS (min. 10GS)**

Pitcher	HR/9 (gs/ip/hr)
1 Tyler Glasnow(TB)	0.59 (12/60.2/4)
2 Aaron Civalde(CLE)	0.62 (10/57.2/4)
3 Charlie Morton(TB)	0.69 (33/194.2/15)
4 Mike Clevinger(CLE)	0.71(21/126.0/10)
5 Mike Soroka(ATL)	0.72(29/174.2/14)

**LOWEST ERA ALLOWED
2019 MLB PITCHERS (min. 10GS)**

Pitcher	ERA	GS
1 Tyler Glasnow(TB)	1.78	12
2 Hyun-Jin Ryu(LA)	2.32	29
3 Aaron Civalde(CLE)	2.34	10
4 Jacob deGrom(NYM)	2.43	32
5 Rich Hill (LA)	2.45	13
6 Gerrit Cole (HOU)	2.50	33
7 Justin Verlander(HOU)	2.58	34

**LOWEST ERA ALLOWED, Second Half
2019 AL PITCHERS (min. 40 IP)**

Pitcher	ERA	GS
1 Gerrit Cole (HOU)	1.79	14
2 Justin Verlander(HOU)	2.06	15
3 Mike Clevinger (CLE)	2.30	16
4 Aaron Civalde(CLE)	2.61	9
5 E. Rodriguez(BOS)	2.95	16

PRO CAREER

- ◆ **2018** Limited to 21 starts due to three DL stints: 5/6-6/8 (right shoulder strain), 8/8-17 (blister) and 8/29-on (right back/lat strain)...Voted Best Slider in Indians Farm System entering 2018 by *Baseball America*.
- ◆ **2017** Led organization with 13 wins, divided between Lake County (2) and Lynchburg (11)...Ranked 2nd among all Indians minor leaguers with 164.2 innings pitched.

PERSONAL/MISCELLANEOUS

Full name **AARON JAMES CIVALE**...Single...Attended Loomis Chaffee High School (Windsor, CT) and Northeastern University (Boston, MA)... After pitching in relief his first two years at Northeastern, he went 9-3 with a 1.73 ERA (114.1IP, 91H, 22ER, 22BB, 121SO) in 15 starts as a junior and ranked among the top 15 Division I pitchers in innings (2nd), strikeouts (7th) and ERA (13th)... After the season he was named a 2016 *Louisville Slugger* Third Team All-American and CAA Co-Pitcher of the Year...As a sophomore was 7-2 with a 3.24 ERA and was named All-CAA Third Team and CAA All-Academic Team....Attended Northeastern because it had the best combination of mechanical engineering and baseball for him...Enjoys cooking, video and board games...Resides just outside Boston in Braintree, MA, home of the United States Naval Shipbuilding Museum & The USS Salem.

CAREER SNAPSHOT

MLB.COM CAR PLAYER OF THE MONTH
8/2017: Lynchburg (CAR)

CIVALE'S FAVORITES

- Favorite Movie:** The Prestige
- Favorite Group/Artist:** Rihanna/Red Hot Chili Peppers
- Favorite Athlete Growing Up:** Pedro Martinez
- Favorite Team Growing Up:** Boston Red Sox
- Person Who Has Most Influenced You:** My brother (Nic)
- Favorite Thing Away From Baseball:** Cook
- Favorite TV Show:** Game of Thrones
- Favorite Road City:** NYC
- Favorite Road Stadium:** Target Field
- Favorite School Subject:** Chemistry

CIVALE'S CAREER GAME HIGHS

K's: 7, Aug. 5, 2019 vs. Texas; **BB's:** 3, 4x, last Sept. 26, 2019 at Chicago-AL; **LONGEST START:** 7.2IP, Sept. 18, 2019 vs. Detroit; **WINNING STREAK:** 2 games, Aug. 28-Sept. 2, 2019; **LOSING STREAK:** 3 games, Aug. 5-22, 2019; **HR:** 2, Sept. 26, 2019 at Chicago-AL; **SHORTEST START:** 3.1 IP, Sept. 26, 2019 at Chicago-AL; **CG:** n/a; **CG SHO:** n/a; **CAREER 10+ STRIKEOUT GAMES:** n/a; **LAST WIN:** September 2, 2019 vs. Chicago-AL.



EMMANUEL CLASE

48

Age: 22, born March 18, 1998 in Rio San Juan, DR

Resides: Cabarete, DR **Position:** Pitcher

emmanuelclase31

Bats: R **Throws:** R **Height:** 6-2 **Weight:** 206

ML Service: 0 + 059

Pronunciation: \clahs-AY\

Contract Status: Signed thru 2020 (3 options remaining)

Acquired: December 15, 2019; Acquired from the Texas Rangers along with OF Delino DeShields in exchange for RHP Corey Kluber.

		OPPONENTS																				
YEAR	CLUB	W-L	ERA	G	GS	CG	SHO	SV	IP	H	R	ER	HR	HB	BB	SO	WP	BK	AVG	SLG	OBP	
2015	DSL Padres	2-1	1.99	13	10	0	0	0	54.1	53	31	12	1	2	21	49	11	2	.252	.329	.325	
2016	AZL Padres	2-0	4.01	8	2	0	0	0	24.2	22	18	11	0	0	12	23	3	1	.227	.247	.309	
2017	Tri-City	0-1	13.50	1	0	0	--	0	3.1	9	5	5	1	0	0	4	2	0	.474	.947	.474	
	AZL Padres2	2-4	5.30	9	6	0	0	0	35.2	40	29	21	4	6	22	42	3	0	.276	.428	.393	
2018	Spokane	1-1	0.64	22	0	0	0	12	28.1	16	4	2	0	0	6	27	0	0	.163	.235	.212	
2019	Down East	2-0	0.00	6	0	0	0	1	7.0	4	0	0	0	0	1	11	0	0	.167	.167	.200	
	Frisco	1-2	3.35	33	1	0	0	11	37.2	34	15	14	1	0	8	39	6	0	.236	.278	.276	
	TEXAS	2-3	2.31	21	1	0	0	1	23.1	20	8	6	2	1	6	21	1	0	.230	.391	.287	
Minor Lge. Totals		10-9	3.06	92	19	0	0	24	191.0	178	102	65	7	8	70	195	25	3	.242	.326	.313	
CLEVELAND TOTALS		--	--	--	--	--	--	--	--	--	--	--	--	--	--	--	--	--	--	--	--	--
American League		2-3	2.31	21	1	0	0	1	23.1	20	8	6	2	1	6	21	1	0	.230	.391	.287	
National League		--	--	--	--	--	--	--	--	--	--	--	--	--	--	--	--	--	--	--	--	--
MLB TOTALS		2-3	2.31	21	1	0	0	1	23.1	20	8	6	2	1	6	21	1	0	.230	.391	.287	

CAREER TRANSACTIONS

2015 Signed by the San Diego Padres as an amateur free agent, 1/26.

2018 San Diego sent Clase to the Texas Rangers to complete April 6 deal that traded C Brett Nicholas from Texas to SD, 5/7.

2019 Traded by the Texas Rangers to Cleveland along with OF Delino DeShields in exchange for RHP Corey Kluber, 12/15.

FIELDING BY POSITION

2019								CAREER							
PCT	G	PO	A	E	TC	DP		PCT	G	PO	A	E	TC	DP	
.000	21	0	0	2	2	0	Pitcher	.000	21	0	0	2	2	0	

PITCHERS HITTING

2019					CAREER				
AVG	AB	H	HR	RBI	AVG	AB	H	HR	RBI
--	--	--	--	--	--	--	--	--	--

2019 SEASON HIGHLIGHTS

- ◆ Made his Major League debut in August at the age of 21, emerging as a reliable option out of the Texas bullpen over the final 2 months of the season, leading all Rangers pitchers with 21 appearances from 8/4 (ML debut) through the end of the season...Posted the third-lowest ERA (2.31) among AL rookie pitchers (min. 20 IP) behind MIN's Randy Dobnak (1.59) and TB's Nick Anderson (2.11)... Was the third Ranger to make 20-or-more relief appearances in an age-21 or younger season, joining Neftali Feliz in 2009 (20 G) and Mitch Williams in 1986 (80 G)...Has never been on the Injured List in his professional career.

- ◆ Made ML debut on 8/4 vs. DET at 21 years, 139 days, the youngest Texas pitcher to debut since Martin Pérez (21.084) on 6/27/12 vs. DET...Earned First--and only--career save on Aug. 30 vs. Seattle at 21.165 YO, youngest to notch a save for Texas since Feliz (21.125) in 2009 and second-youngest to earn an MLB save in 2019 (SD's Andrés Muñoz, 20.225)...First ML win on August 20 vs. LAA and made his first career start as 'opener', Aug. 28 at LAA (1.0 SHO IP)...Posted a 0.69 ERA (3 R-1 ER/13.0 IP) in final 12 games and recorded no walks in last 11 games (12.0 IP).

CAREER SNAPSHOT

POST-SEASON ALL-STAR

2019: Frisco (TEX)

MID-SEASON ALL-STAR

2019: Frisco (TEX)

NWL MID-SEASON ALL-STAR

2018: Spokane (NWL)

2020 PUBLICATION CLUB PROSPECT RANKINGS

<i>Baseball America</i>	15th
<i>MLB.com</i>	15th
<i>Baseball Prospectus</i>	6th

CLASE (continued)

◆ Contract was selected from Frisco (AA) on August 2, posting a combined 3-2 mark with a 2.82 (14 ER/44.2 IP) with 9 BB/50 SO, 12 saves, and 1.052 WHIP figure over 39 games/one start for High-A Down East and AA Frisco in 2019... Began season with Down East and was promoted to Frisco on 4/23...Was rated by *Baseball America* as Texas' 23rd-best prospect in July update...Seven outings for Estrellas in the DWL after the season (1ER/7.0IP).

PRO CAREER

- ◆ **2018** Acquired from San Diego on 5/7 as played to be named later, completing the 4/6 trade that sent C Brett Nicholas to the Padres...Named to Northwest League mid-season All-Star team...Posted a 0.64 ERA (2 ER/28.1 IP) in 22 relief outings, lowest among NWL pitchers (min. 25.0 IP)...Finished T1st in the NWL in saves (12), converting 11 straight chances to close the season...Following that outing, closed regular season with 21.0-inning scoreless streak spanning 16 outings (.145 opp. avg. during span).
- ◆ **2017** Combined to go 2-5 with a 6.00 ERA (26 ER/39.0 IP) in 10 G/6 GS with Tri-City (Short-A) and AZL Padres2 (Rk.)... Posted career-high 10.6 SO/9 and 5.1 BB/9...Made season debut with Tri-City before being transferred to the AZL for remainder of campaign.
- ◆ **2016** Held opponents to .227/.309/.247/.557 (22-97) slash line in 1st stateside season, allowing just 2 XBH (2 2B)
- ◆ **2015** In pro debut, led DSL Padres staff in ERA (1.99), starts (10), innings (54.1) and strikeouts (49).

PERSONAL/MISCELLANEOUS

Full name **EMMANUEL CLASE** (De La Cruz)...Signed by San Diego as a non-drafted free agent on 1/26/15...Signed by Emengildo Diaz.

CLASE'S CAREER GAME HIGHS

BB's: 2, Aug. 28, 2019 at LA Angels; **K's:** 3, Sept. 10, 2019 vs. Tampa Bay; **LONGEST OUTING:** 2.0IP, two times, Sept. 28, 2019 vs. NY Yankees; **HR:** 1, two times; **LAST WIN:** Aug. 31, 2019 vs. Seattle; **LAST SAVE:** Aug. 30, 2019 vs. Seattle.

PHONETIC PRONUNCIATIONS FOR 2020 INDIANS

Argenis ANGULO (an-jew-low)

Shane BIEBER (BEE-burr)

YU Chang (YOU)

Adam CIMBER (SIM-burr)

Aaron CIVALE (SIV-all-a)

Emmanuel CLASE (claus-A)

DELINO DeShields (d-line-O)

Sam HENTGES (HENT-chiss)

James KARINCHAK (karin-check)

Sandy LEÓN (lay-OHN)

Jordan LUPLOW (LOOP-low)

Phil MATON (MAY-tahn)

Tyler NAQUIN (NAY-kwin)

Franmil (fran-MEAL) REYES

Jeffry RODRIGUEZ (yefry)

Giljegiljaw Kungkua

(Gi-li Gi-lao Gong-Kuan)

Anthony GOSE (goes)

Cesar (SAY-zahr) HERNANDEZ

James KARINCHAK (karen-check)

Tyler KRIEGER (cree-ger)

Sandy León (lay-ohn)

Connor MARABELL (mare-ah-BELL)

PHIL MATON (MAY-ton)

Adam PLUTKO (plett-koh)

KA'AI Tom (k-eye)



ERNIE CLEMENT

84

SPRING INVITEE

Age: 24, March 22, 1996 in Rochester, NY

Resides: Pittsford, NY

Position: Infielder

Bats: R

Throws: R

Height: 6-0

Weight: 170

ML Service: 0 + 000

Contract Status: Signed thru 2020

Acquired: Selected by Cleveland in the 4th round (132nd overall) in the 2017 First-Year Player Draft.



@Ernieclem

Ernieclem

YEAR	CLUB	AVG	G	AB	R	H	2B	3B	HR	RBI	SH	SF	HB	BB	SO	SB	CS	SLG	OBP	OPS	E
2017	Mahoning Valley	.280	45	175	32	49	9	1	0	13	3	0	3	6	12	6	2	.343	.315	.658	6
2018	Lake County	.267	54	221	34	59	14	1	1	15	1	1	1	23	21	11	6	.353	.337	.690	14
	Lynchburg	.346	33	133	29	46	7	0	1	13	3	1	4	15	7	5	3	.421	.425	.846	2
	Akron	.246	15	65	9	16	5	1	0	5	0	0	0	3	7	2	1	.354	.279	.633	1
2019	Akron	.261	98	394	46	103	15	3	1	24	4	6	7	26	33	16	10	.322	.314	.636	22
	Columbus	.545	3	11	3	6	1	0	0	4	0	0	0	2	1	1	0	.636	.615	1.252	0
Minor Lge. Totals		.279	248	999	153	279	51	6	3	74	11	8	15	75	81	41	22	.351	.336	.688	45

CAREER TRANSACTIONS

2017 Selected by the Cleveland Indians in the 4th round of the June draft. Signed 6/22.

2019 SEASON HIGHLIGHTS

◆ Spent most of the season at AA Akron, appearing in 98 games...Finished the season in Columbus, appearing in three regular season games and all eight postseason games for the Int'l League champs (.281, 9-for-32, 3 runs, 2 RBI)...Was on the 7-day IL at Akron with a right adductor strain, April 18-May 8...Appeared in 90 games at SS and 3 at second base for Akron...Combined on the year he hit .315 (35-for-111) against left-handed pitching...After the season, played all around the diamond in the Arizona Fall League, batting .261 (12-for-46) with 2B, 3 RBI and 4 runs in 13 games for Mesa.

2020 PUBLICATION CLUB PROSPECT RANKINGS	
<i>Baseball America</i>	21st
<i>MLB.com</i>	28th

PRO CAREER

- ◆ **2018** Spent first full professional season between Single-A Lake County, Lynchburg and AA Akron, hitting a combined .289 (121-for-419) with 26 doubles, 2 triples, 2 home runs and 33 RBI in 102 games (.358 on-base pct)... Struck out only 35 times in 471 plate appearances and drew 41 walks...Voted as having the Best Strike-Zone Discipline in Indians Farm System by *Baseball America* entering 2019... Appeared at short stop in all 97 games in the field...Was on the 7-day DL in May (left knee strain) and July (left groin strain).
- ◆ **2017** Appeared in 21 games at short and 17 games at second base after signing his first pro contract on 6/22.

PERSONAL/MISCELLANEOUS

Full name **ERNIE JAMES CLEMENT**...Clement hit .315 with 31 RBI and 12 stolen bases in 53 games while making the move from second base to shortstop during his junior season for the University of Virginia...Struck out just 7 times in 254 at bats... Was a third-team All-ACC selection in 2016 and 2017... Named 2016 Cape Cod League MVP for Harwich.... Finished second in the league in batting average (.353)...Part of the UVA Cavaliers run to the 2015 College World Series title, beating Vanderbilt, going 3-for-4 with an RBI in game two of the final series... Fanned just 31 times in 745 career at bats for the Cavs...2017 Preseason All-American (first team by *D1Baseball*, second team by *Baseball America*)...Hailing from upstate New York, Clement was an outstanding hockey player for four years of high school while also playing baseball.



MIKE CLEVINGER 52

Age: 29, born December 21, 1990 in Jacksonville, FL

Resides: Santa Rosa Beach, FL Position: Pitcher

Bats: R Throws: R Height: 6-4 Weight: 215

ML Service: 3 + 041

Contract Status (options remaining): Signed thru 2020 (1)

Acquired: August 7, 2014; Acquired from the Los Angeles Angels in exchange for RHP Vinnie Pestano.



OPPONENTS

YEAR	CLUB	W-L	ERA	G	GS	CG	SHO	SV	IP	H	R	ER	HR	HB	BB	SO	WP	BK	AVG	SLG	OBP
2011	Orem	0-0	2.25	3	0	0	0	0	4.0	3	1	1	0	0	2	5	0	0	.200	.200	.294
2012	Cedar Rapids	1-1	3.73	8	8	0	0	0	41.0	37	18	17	3	3	13	34	1	0	.243	.382	.310
2013	AZL Angels	0-0	3.00	2	2	0	0	0	3.0	2	1	1	0	0	2	3	2	0	.200	.300	.333
	Orem	0-1	16.88	1	1	0	0	0	2.2	6	6	5	0	1	2	2	0	0	.429	.786	.529
2014	Burlington	3-0	1.88	5	5	0	0	0	24.0	16	5	5	2	0	5	27	1	1	.186	.314	.231
	Inland Empire	1-3	5.37	13	13	0	0	0	55.1	58	41	33	8	4	27	58	6	0	.272	.427	.362
	Carolina	0-1	4.79	5	4	0	0	0	20.2	20	12	11	1	3	11	15	1	0	.270	.378	.386
2015	Akron	9-8	2.73	27	26	0	0	0	158.0	127	53	48	8	9	40	145	11	1	.219	.319	.277
2016	Columbus	#11-1	3.00	17	17	1	0	0	93.0	78	32	31	8	1	35	97	8	0	.229	.352	.300
	CLEVELAND	3-3	5.26	17	10	0	0	0	53.0	50	31	31	8	0	29	50	2	0	.246	.429	.339
2017	Columbus	3-2	2.65	7	7	0	0	0	34.0	28	10	10	3	1	14	38	2	0	.228	.366	.309
	CLEVELAND	12-6	3.11	27	21	0	0	0	121.2	92	46	42	13	3	60	137	3	0	.211	.357	.310
2018	CLEVELAND	13-8	3.02	32	32	1	#1	0	200.0	164	71	67	21	4	67	207	4	0	.223	.365	.290
2019	CLEVELAND	13-4	2.71	21	21	0	0	0	126.0	96	38	38	10	2	37	169	0	0	.209	.331	.271
	Columbus	0-0	18.00	1	1	0	0	0	2.0	3	4	4	1	0	2	4	0	0	.333	.889	.455
	Akron	0-0	0.00	1	1	0	0	0	5.1	3	0	0	0	0	0	5	0	0	.158	.158	.158
Minor Lge. Totals		28-17	3.37	90	85	1	0	0	443.0	381	183	166	34	22	153	433	32	2	.233	.356	.304
CLEVELAND TOTALS		41-21	3.20	97	84	1	1	0	500.2	402	186	178	52	9	193	563	9	0	.219	.362	.296
American League		41-21	3.20	97	84	1	1	0	500.2	402	186	178	52	9	193	563	9	0	.219	.362	.296
National League		--	--	--	--	--	--	--	--	--	--	--	--	--	--	--	--	--	--	--	--
MLB TOTALS		41-21	3.20	97	84	1	1	0	500.2	402	186	178	52	9	193	563	9	0	.219	.362	.296

CAREER TRANSACTIONS

- 2011 Selected by the Los Angeles Angels in the 4th round (135th overall) of the June draft. Signed 8/13.
- 2014 Acquired from the Los Angeles Angels in exchange for RHP Vinnie Pestano, 8/7.
- 2019 IL - right upper back strain (Teres major strain), 4/8-6/16. Rehab AAA Columbus, 6/6-10. Rehab AA Akron, 6/11-16.
- 2019 IL - left ankle sprain, 6/18-27.

POSTSEASON PITCHING RECORD

YEAR	CLUB	W-L	ERA	G	GS	CG	SHO	SV	IP	H	R	ER	HR	HB	BB	SO	WP	BK
2016	CLE (ALCS vTOR)	0-0	5.40	1	0	0	0	0	1.2	1	1	1	0	0	1	1	1	0
	CLE (WS vCHI)	0-0	4.50	3	0	0	0	0	4.0	2	2	2	1	0	4	2	0	0
2017	CLE (ALDSvNYY)	0-0	13.50	2	0	0	0	0	1.1	2	3	2	1	0	4	3	0	0
2018	CLE (ALDS vHOU)	0-0	1.80	1	1	0	0	0	5.0	3	1	1	1	1	3	9	0	0
TOTALS		0-0	4.50	7	1	0	0	0	12.0	8	7	6	3	1	12	15	1	0

FIELDING BY POSITION

PCT	2019							PCT	CAREER						
	G	PO	A	E	TC	DP	G		PO	A	E	TC	DP		
1.000	21	12	11	0	23	0	Pitcher	.955	97	28	56	4	88	2	

PITCHERS HITTING

AVG	2019					AVG	CAREER				
	AB	H	HR	RBI	AB		H	HR	RBI		
.000	2	0	0	0	0	.000	10	0	0	0	

CAREER SNAPSHOT

MID-SEASON ALL-STAR

2016: Columbus (INT)

PITCHER OF THE MONTH

Aug. 2019: Cleveland (AL)

2019 SEASON HIGHLIGHTS

- ◆ Enjoyed a stellar season despite missing two and a half months and over a dozen starts due to injury, posting a career-best equaling 13 wins while recording a 2.71 ERA, the sixth-lowest ERA in MLB and sixth-lowest by a Cleveland pitcher since 1983 (min. 125IP)...Using the same metric, his 12.07 strikeouts per 9.0IP were highest in franchise history and sixth-highest in MLB in 2019...Excelled in the second half, finishing tied for first in the AL in wins (11), second in innings (101.2) and third in strikeouts (129) and ERA (2.30).
- ◆ Recorded 18.0 consecutive innings from Sept. 14-24, marking the longest run by an Indians starter in 2019...Dating back to July 3, Clevinger was 12-2 with a 2.17 ERA (26ER/107.2IP/86H) with 27 walks and 138 strikeouts over his final 17 starts...Won a career-best and 2019 club-high 10 straight decisions, July 3-Sept. 8 and did not record a loss over 13 consecutive starts over the span...Allowed 2-or-fewer runs in 16 of his 21 starts.
- ◆ The right-hander won 8 consecutive road starts from July 3-Sept. 24, the longest streak in the Majors since Rich Hill won 8 straight road starts from April 9-Sept. 10, 2016 with Oakland and Los Angeles-NL... Only 3 Cleveland pitchers have won 8-or-more straight road starts since 1908 with the last being Bob Lemon winning 8 consecutive road starts from June 11-Aug. 24, 1950...Lemon (Sept. 3, 1946-May 7, 1948) and Addie Joss (Sept. 14, 1908-July 31, 1909) hold the franchise record at 11, while Guy Morton also has a run of 8 straight road victories (Sept. 17, 1915-May 24, 1916).
- ◆ Combined over the last two seasons, Clevinger is 26-12 with a 2.90 ERA (326.0IP, 260H, 105ER, 376), the third-lowest ERA in the AL and sixth-lowest in MLB over the span among hurlers with at least 300.0 innings of work...Right-handed batters have hit just .199 (169-for-850) against Clevinger since the start of 2017, the best mark in the American League (min. 200.0IP)...Righties hit just .198 (44-222) against him, the 4th-best mark in the AL (min. 20 starts).
- ◆ Clevinger punched out 10-or-more batters in each of his first two starts of 2019, becoming the 6th Cleveland starter to strike out 10+ in consecutive starts to begin a season since 1908 and the first since Danny Salazar in 2015...Clevinger posted seven double-digit strikeout performances in 2019.
- ◆ Following two straight scoreless starts to begin the season, April 1 vs. CWS and April 7 vs. Toronto (12.0 scoreless IP, 2 hits, 22 strikeouts), Mike was placed on the 60-day Injured List with a strained muscle in his upper back (right Teres major)...Was on the IL, April 8-June 16, for the first time in his career and upon returning on June 17 at Texas, suffered a left ankle sprain covering first base and was placed on the 10-day IL, June 18-27...Rehabbed in Columbus and Akron, June 6-12.
- ◆ Clevinger was named the American League Pitcher of the Month for August after posting a 5-0 record with a 1.96 ERA (8ER/36.2IP), 11 walks and 51 strikeouts over 6 starts... The right-hander ranked 2nd in the AL in wins and strikeouts for the month, 3rd in ERA and strikeouts-per-nine innings (12.52), 4th in innings pitched, 5th in opponent batting average (.207) and T6th in WHIP (1.06)...According to *Fangraphs*, his 1.7 WAR was the highest among any MLB pitcher for the month.... Marked the first weekly or monthly award of Clevinger's career...Also led the AL in July ERA (1.74) and was 12th in September ERA (2.30)...Was second in the AL in the month of Sept. in innings (40) and fourth in strikeouts (46).
- ◆ Opponents hit just .212 against Clevinger with runners on(36-for-170) in 2019, the 8th-lowest batting average in the AL...His .331 season slugging pct. allowed was third-lowest in MLB behind deGrom (.323) and Sonny Gray (.325, min. 125IP) ...Had an ERA of 1.78 (12ER/60.2 IP) at home this season -- best in MLB among starting pitchers with at least 80 total IP...Using the same 80 IP metric, his season OPS of .602 was fifth-best among MLB starters and 40.8% (95/233) SO pct. of right-handed batters faced was highest in MLB.

CTRIBE TIDBITS

Attended the Citadel at the urging of his parents... Military life did not quite suit Clevinger, who accumulated "over 1,000 hours" of dorm confinement (which he never served) due to various dress-code violations before transferring to Seminole State after the fall semester of his sophomore year at Citadel...His mom was the daughter of a Navy veteran and was born in Hawaii while her dad was stationed there.

First wore custom designed cleats during his All-Star appearance in 2016 (Triple-A All-Star Game)...His cleats from 2018 featuring Lilo & Stitch and Moana and Maui (his daughters' favorite cartoons) ended up in the National Baseball Hall of Fame after he became the fourth member of the 200-strikeout quartet of Clevinger, Bauer, Kluber and Carrasco.

Has not come up for the concept of his 2019 cleats, but did pick the winning design of the custom cleat competition at Tribe Fest 2019. Clevinger picked a "sunshine" inspired design that will be Hrusovsky Custom Kicks.

Met his wife in Jacksonville Beach, where she worked for a swimwear design company.

Active on social media with Prayers from Maria and visited the Avon sunflower field in August of 2019.

2019 fWAR LEADERS American League Pitchers

1. Gerrit Cole (HOU) 7.4
2. Lance Lynn (TEX) 6.8
3. Justin Verlander (HOU) 6.4
4. Charlie Morton (TB) 6.1
5. Shane Bieber (CLE) 5.6
6. Lucas Giolito (CWS) 5.1
7. Mike Clevinger(CLE) 4.5

LOWEST ERA, 1983-2019 Cleveland Indians Pitchers

1. Trevor Bauer (2018) 2.21
 2. Corey Kluber (2017) 2.25
 3. Corey Kluber (2014) 2.44
 4. Cliff Lee (2008) 2.54
 5. Carlos Carrasco(2014) 2.55
 6. Mike Clevinger(2019) 2.71
 7. Kevin Millwood (2005) 2.86
- +min. 125 IP

LOWEST ERA, 2019 Major League Pitchers

1. Hyun-Jim Ryu (LA) 2.32
 2. Jacob deGrom (NY) 2.43
 3. Gerrit Cole (HOU) 2.50
 4. Justin Verlander(HOU) 2.58
 5. Mike Soroka(ATL) 2.68
 6. Mike Clevinger(2019) 2.71
 7. Jack Flaherty(STL) 2.75
- +min. 125 IP

PRO CAREER

◆ **2018** Surpassed the 200-strikeout mark and 200.0 innings bench mark as well...With Corey Kluber, became just the fourth duo in the 118-year history of the club to record 200 strikeouts and top the 200.0 inning mark...Recorded his 200th strikeout on 9/22 vs. Boston, becoming the fourth member of the club's rotation to do so, establishing a Major League record...2.31 ERA in 13 starts after the break (78.0IP, 53H, 20ER, 27BB, 89SO)...Recorded the lowest average against (.189) after the break and was second in ERA...Recorded six pickoffs, T2nd-most in the AL...First career shutout on 4/21 at Baltimore (9.0IP, 2H, 0R, 2BB, 3SO)...27 assists were the second-most of any pitcher in the A.L.

◆ **2017 Baseball Reference WAR** of 3.2...His 3.11 ERA was eighth-lowest ERA of any A.L. pitcher with at least 100.0 IP on the season, while his .211 average against was fifth-lowest...In four starts during Cleveland's historic win streak (8/24-9/14), Clevinger went 4-0 with a 0.38 ERA (1ER/23.2 IP)...Over his last five starts, 8/26-9/19, he went 5-0 with a 0.61 ERA (29.2IP, 19H, 2ER, 10BB, 34SO, .184 avg) to lower his ERA from 3.97 to 3.13...Posted three straight, 6.0 IP scoreless starts, 8/26-9/8, becoming the first Indians pitcher since John Denny (3 SHO), August 28-Sept. 6, 1981, to post three straight scoreless starts of at least 6.0 IP...At the time of his first recall (5/7), he ranked fifth in the International League in ERA.

◆ **2016** Split the season between AAA Columbus and Cleveland, going 11-1 with a 3.00 ERA in 17 starts for Columbus and appeared in his first 17 Major League games throughout the season...At the time of his final 8/4 recall from Columbus, he ranked tied for first among Int'l League pitchers in wins (11), seventh in ERA (3.00) and eighth in strikeouts (97)...Spent three stints with the Indians at the Major League level (5/18-6/1; 7/4-6; 8/4-remainder) and made his Major League debut on 5/18 at Cincinnati (ND, 5.1IP, 5H, 4R/ER, 1BB, 5SO, HR)...Recalled on 8/4 for the remainder of the season and notched his first Major League win on 8/13 vs. the team that drafted him, the Los Angeles Angels (5.2IP, 1H, 1R/ER, 4BB, 3SO).

◆ **2015** Named Tribe's organizational Pitcher of the Year...Had a breakout season, going 9-8 with a 2.73 ERA in 27 games/26 starts with Akron, tallying the third-most strikeouts, the second-lowest WHIP and the fourth-lowest average against in all of Double-A ball, also the most SO and 2nd-lowest ERA in the Indians system while finishing up in the top-five of the EL in ERA (5th), strikeouts (2nd) and WHIP (2nd)...Promoted to Columbus for Postseason play and proceeded to go 2-0 with 15.1 scoreless innings over two starts...Over his last six regular season outings in Akron, after Aug. 5, he posted an ERA of 1.40 (38.2IP, 23H, 6ER, 40SO)...On the year allowed just eight homers in 158.0IP (0.45/9.0IP)...Entered season with a Minor League career ERA of 4.36.

◆ **2013** Debuted in August after rehabbing from reconstructive right elbow surgery the previous year (made last start of 2012 on 5/21)...Was LA Angels #4 organizational prospect according to *Baseball America*.

PERSONAL/MISCELLANEOUS

Full name **MICHAEL ANTHONY CLEVINGER**...Two daughters, Penelope Grace and Piper Lotus...Attended Wolfson High School in Jacksonville, FL...Attended The Citadel (Southern Conference All-Freshman team in 2010) and Seminole Community College (2011 in Sanford, FL)...Signed by Angels scout Tom Kotchman...Favorite player growing up was Mickey Morandini...Big fan of former pitcher Dock Ellis...2017-20 Tribe Fest participant...Enjoys mountain bike racing, skateboarding, surfing and fishing.

2019 MAJOR LEAGUE 2ND HALF RANKINGS

Category	Rank	#
Wins	T1st	11
IP	2nd	101.2
SO	3rd	129
ERA	6th	2.30
Opp SLG	6th	.340
SO/9	8th	11.4

2018 AMERICAN LEAGUE AL QUALITY START LEADERS

- Justin Verlander (HOU) 26
- Corey Kluber (CLE) 25**
- Mike Clevinger (CLE) 21

EARNED RUN AVG LEADERS, AL

- Blake Snell (TB) 1.89
- Trevor Bauer (CLE) 2.21**
- Justin Verlander (HOU) 2.52
- Gerrit Cole (HOU) 2.88
- Corey Kluber (CLE) 2.89**
- Mike Clevinger (CLE) 3.02**

2018 AMERICAN LEAGUE RANKINGS

Category	Rank	#
SHO	T1st	1
ERA	6th	3.02
IP	6th	200.0
Opp SLG	6th	.365
Opp AVG	7th	.223

LOWEST ERA, 2018-2019 Major League Pitchers


- Jacob deGrom (NY) 2.05
 - Justin Verlander(HOU) 2.55
 - Gerrit Cole (HOU) 2.68
 - Max Scherzer(WSH) 2.70
 - Clayton Kershaw (LA) 2.89
 - Mike Clevinger(CLE) 2.90**
- +min. 300 IP

CLEVINGER'S FAVORITES

- Favorite Movie:** Dazed and Confused
- Favorite Group/Artist:** Hansen
- Favorite Athlete Growing Up:** Steve Nash
- Person Who Has Most Influenced:** Dad
- Favorite Road City:** Chicago
- Favorite Road Stadium:** Yankee Stadium
- Favorite TV Show:** The Office

CLEVINGER'S CAREER GAME HIGHS

K's (starter): 12, two times, last July 17, 2019 vs. Detroit; **K's (relief):** 5, August 17, 2017 @MIN (Game 2); **BB's (starter):** 6, August 13, 2018 @CIN; **BB's (relief):** 3, August 17, 2017 @MIN (Game 2); **LONGEST START:** 9.0IP, April 21, 2018 @BAL (SHO); **LONGEST RELIEF:** 4.0IP, August 18, 2016 vs. CWS; **WINNING STREAK:** 10 games, July 3-Sept. 8, 2019; **LOSING STREAK:** 4 games, July 9-28, 2018; **HR:** 2, 11 times, last July 22, 2019 at Toronto; **SHORTEST START:** 1.2IP, 2x, last June 28, 2019 at Baltimore; **CG:** 1, April 21, 2018 @BAL; **CG SHO:** 1, April 21, 2018 @BAL; **CAREER 10+ STRIKEOUT GAMES:** 12, last September 24, 2019 at Chicago-AL (10); **LAST WIN:** September 24, 2019 at Chicago-AL.



GAVIN COLLINS

65

SPRING INVITEE

Age: 24, born July 17, 1995 in Newport Beach, CA

Resides: Lake Forest, CA **Position:** Catcher/INF

Bats: R **Throws:** R **Height:** 5-11 **Weight:** 190

ML Service: 0 + 000

Contract Status: Signed thru 2020

Acquired: Selected by Cleveland in the 13th round (392nd overall) of the 2016 First-Year Player Draft.



YEAR	CLUB	AVG	G	AB	R	H	2B	3B	HR	RBI	SH	SF	HB	BB	SO	SB	CS	SLG	OBP	OPS	E
2016	Mahoning Valley	.260	48	173	19	45	8	1	0	19	0	1	2	22	28	0	0	.318	.348	.666	14
2017	Lake County	.270	40	141	23	38	5	1	8	19	0	2	2	14	30	0	0	.489	.340	.829	10
	Lynchburg	.275	40	142	18	39	16	0	4	35	0	4	3	13	45	1	1	.472	.340	.811	8
2018	Lynchburg	.232	62	228	28	53	20	1	5	36	3	1	6	14	46	1	2	.395	.293	.688	11
	AZL Indians2	.176	5	17	0	3	1	0	0	0	0	0	0	3	0	0	0	.235	.176	.412	0
2019	Lynchburg	.262	100	347	39	91	21	2	7	61	1	6	5	30	52	1	2	.395	.325	.720	8
Minor Lge. Totals		.257	295	1048	127	269	71	5	24	170	4	14	18	93	204	3	5	.403	.324	.727	51

CAREER TRANSACTIONS

2016 Selected by the Cleveland Indians in the 13th round (392nd overall) of the June draft.

2019 SEASON HIGHLIGHTS

◆ Spent entire season at Single-A Lynchburg, appearing in 54 games at catcher, 29 games at first base and 1 game at third base...Tossed out 19 of 45 runners attempting to steal (42%) off him...Connected for a pair of home runs on June 12 at Wilmington after hitting one homer over his fi st 37 games of the season...Was on the Injured list, Apr. 26-May 9, with a cervical strain...Hit .316 (24-for-76) in 22 July games with 6 2B, 2 HR and 14 RBI...Appeared in 12 games at catcher for Mesa in the Arizona Fall League after the season.

PRO CAREER

- ◆ **2018** Limited to 67 games due to two DL stints: 5/1-13 (right back strain) and 5/29-7/12 (right triceps strain)...On the year appeared in 31 games at catcher and 29 at third base.
- ◆ **2017** Hit a combined .272 (77-for-283) in 80 games between Single-A Lake County and Lynchburg with 21 doubles, 12 home runs and 54 RBI (.340/.481/.820).

PERSONAL/MISCELLANEOUS

Full name **GAVIN PATRIK COLLINS**...Single...Played three seasons at Mississippi State, 2014-16...Named to All-SEC Freshman team in 2014 and was an SEC All-Tournament Team selection that year...Missed time his sophomore season with a broken left hamate bone... Finished collegiate career with a .283 (136-for-480) with 25 2B, 13 HR and 74 RBI in 143 games...Led team with 13 home runs his junior year and posted an 18-game hitting streak for the SEC champs...Majored in Special Education...Graduated from El Toro High School (Lake Forest, CA) in 2013... Member of the 2013 *Rawlings* California All-Region First Team, batting .351 (27-for-77) his senior year.



DELINO DESHIELDS

Age: 27, born August 16, 1992 in Easton, MD

Resides: Dallas, TX

Position: Outfielder

Bats: R Throws: R

Height: 5-9

Weight: 190

ML Service: 4 + 109

Contract Status (options remaining): Signed thru 2020 (1)

Acquired: December 15, 2019; Acquired from the Texas Rangers along with RHP Emmanuel Clase in exchange for RHP Corey Kluber.

0



LinoDeShields



@LinoDeShields

YEAR	CLUB	AVG	G	AB	R	H	2B	3B	HR	RBI	SH	SF	HB	BB	SO	SB	CS	SLG	OBP	OPS	E
2010	GCL Astros	.111	2	9	3	1	0	0	0	0	0	0	0	1	2	0	0	.111	.200	.311	--
	Greenville	.313	16	67	11	21	6	1	0	8	0	1	0	5	18	5	1	.433	.356	.789	2
2011	Lexington	.220	119	469	73	103	17	2	9	48	7	5	8	52	118	30	11	.322	.305	.627	23
	Lexington	.298	111	440	96	131	22	5	10	52	4	2	7	70	108	*83	14	.439	.401	.839	19
2012	Lancaster	.237	24	97	17	23	2	3	2	9	1	1	2	13	23	18	5	.381	.336	.718	5
	Lancaster	.317	111	451	100	143	25	14	5	54	13	2	11	57	91	51	18	.468	.405	.873	24
2013	Corpus Christi	.236	114	411	75	97	14	2	11	57	*18	6	11	61	112	*54	*14	.360	.346	.706	7
2015	Texas	.261	121	425	83	111	22	10	2	37	7	4	3	53	101	25	8	.374	.344	.718	6
	Round Rock	.308	6	26	2	8	3	0	0	2	0	0	0	1	6	0	0	.423	.333	.756	2
2016	Texas	.209	74	182	36	38	7	0	4	13	3	1	2	15	54	8	3	.313	.275	.588	3
	Round Rock	.261	54	207	37	54	10	0	3	17	4	2	1	35	60	21	7	.353	.367	.720	3
2017	Texas	.269	120	376	75	101	15	2	6	22	*13	4	3	44	109	29	8	.367	.347	.714	2
2018	Texas	.216	106	334	52	72	14	1	2	22	*12	1	3	43	83	20	4	.281	.310	.591	7
	Frisco	.278	7	18	2	5	0	0	0	0	0	0	0	8	2	2	2	.278	.500	.778	0
	Round Rock	.167	3	12	1	2	0	0	0	0	0	0	0	0	4	1	0	.167	.167	.333	0
2019	Texas	.249	118	357	42	89	15	4	4	32	8	2	3	38	100	24	6	.347	.325	.672	5
	Nashville	.258	15	66	10	17	3	0	3	11	1	0	0	8	17	8	0	.439	.338	.777	0
Minor Lge. Totals		.266	582	2273	427	605	102	27	43	258	48	19	40	311	561	273	72	.392	.362	.753	85
CLEVELAND TOTALS		--	--	--	--	--	--	--	--	--	--	--	--	--	--	--	--	--	--	--	--
American League		.246	539	1674	288	411	73	17	18	126	43	12	14	193	447	106	29	.342	.327	.668	23
National League		--	--	--	--	--	--	--	--	--	--	--	--	--	--	--	--	--	--	--	--
MLB TOTALS		.246	539	1674	288	411	73	17	18	126	43	12	14	193	447	106	29	.342	.327	.668	23

CAREER TRANSACTIONS

- 2010 Selected by the Houston Astros in the 1st round (8th pick) of the June draft. Signed, 8/5.
- 2014 Selected by the Texas Rangers from the Houston Astros in the Rule 5 draft, 12/11.
- 2015 DL - left hamstring strain, 6/15-7/5. Rehab AAA Round Rock, 6/27-7/4.
- 2018 DL - fractured hamate bone, left hand, 3/31-4/21. Rehab AA Frisco, 4/19-21.
- 2018 DL - concussion, 8/3-11.
- 2018 DL - fracture of tip of right middle finger, 8/17-31. Rehab AA Frisco, 8/28-31.
- 2019 Traded by the Texas Rangers along with RHP Emmanuel Clase to Cleveland in exchange for RHP Corey Kluber, 12/15.

POSTSEASON RECORD

YEAR	CLUB	AVG	G	AB	R	H	2B	3B	HR	RBI	SH	SF	HBP	BB	SO	SB	CS	E
2015	TEX (ALDS vTOR)	.292	5	24	4	7	3	0	0	2	0	0	0	0	2	1	0	1

FIELDING BY POSITION

PCT	G	PO	2019				PCT	G	PO	A	E	TC	DP		
			A	E	TC	DP									
.981	112	261	2	5	268	1		Outfield	.980	492	1098	24	23	1145	8
-	-	-	-	-	-	-		Second Base	1.000	1	0	3	0	3	0
.981	112	261	2	5	268	1		Totals	.980	493	1098	27	23	1148	8

2019 SEASON HIGHLIGHTS

- ◆ Posted a .249/.325/.347/.672 slash line, nearly in line with his career averages and a marked improvement from his 2018 totals (.216/.310/.281/.591)...Appeared in 118 games with a team-high 94 starts in center field spanning 3 stints with the Rangers: Opening Day-5/8; 5/22-24; 6/2-end of season.

- ◆ Finished 2nd on club with 24 stolen bases, T6th in the A.L., his 4th time to reach 20+ SB in 5 ML campaigns...Went 24-for-30 in steal attempts, successful in 12 of last 13 tries...Swiped his 100th career base on 8/9 vs. LAA and finished Rangers career 7th in Texas history with 106 SB...Career high-tying 3 SB on 8/9 at MIL (also 5/7/15 at TB)...Since making his ML debut in 2015, DeShields' 106 SB are 7th-most in the AL.
- ◆ Ranked 2nd in the A.L. in sac bunts (8) and bunt hits (8)...First career grand slam on March 31 vs. Chicago-NL, giving him a career-high 4 RBI...Marked 1st slam by a Texas CF since Marlon Byrd on 9/26/09...**CAREER:** Entering his sixth ML season, the speedy DeShields was the Rangers' Opening Day centerfielder in 2016, 2018-19...Fan favorite was selected as winner of the 2018 Harold McKinney Good Guy Award by the Dallas-Fort Worth chapter of the BBWAA...Had 25+ steals in both 2015 and 2017, becoming just the 3rd player in Rangers history with multiple such years before their age-25 season.

PRO CAREER

- ◆ **2018** Was limited to 106 games during injury-riddled campaign... Had team-high 20 stolen bases, 2nd straight season to lead the Rangers... Led A.L. in sac hits (12) and bunt hits (12) in 2018...22 infield hits were most among Rangers and T8th-most in AL...Endured 3 disabled list stints, 1st time on DL since 2015...Fractured hamate bone in left hand suffered during swing on 3/30 vs. HOU...Fracture of tip of right middle finger, injury sustained on attempted bunt 8/16 vs. LAA...Reached safely in 18 straight G from 4/23-5/12, including career-best 10-G hit streak from 4/27-5/6.
- ◆ **2017** Posted a career-high and team-best 29 stolen bases in 2017, T4th-most in the AL...Tied for AL lead with 11 bunt hits (also MIN's Byron Buxton), and finished 2nd with 25 infield hits...Led AL with 13 sac bunts in 2017, 2nd in MLB to MIL's Zach Davies (14)... Career-best 19-game on-base streak from 8/13-9/6.
- ◆ **2015** In rookie season, totaled 25 SB to rank T5th in AL, 2nd among league rookies...Was among AL leaders in bunt hits (1st, 12), infield hits (T5th, 27), and sac bunts (T8th, 7)...Was the Rangers Rookie of the Year in his 1st season in the organization, becoming just 2nd Texas Rule 5 Draft selection to stay with club the following year (also RHP Odell Jones in 1983)...Ranked among A.L. leaders in triples (5th, 10) and was among league rookie leaders in runs (1st, 83), walks (T1st, 53), triples (2nd) and 2B (T2nd, 22)...Second most runs ever for a Rangers rookie (Bump Wills, 87 in 1977)...ML debut as a def. replacement on 4/8 at OAK and singled off Dan Otero in the 8th in 1st at bat.
- ◆ **2014** Led the Texas League in stolen bases (54) and sac hits (18) at Corpus Christi (AA) in final year in Houston organization... Ranked among league leaders in runs (2nd, 75) ...DL 4/19-5/7 with a concussion and fractured cheek bone after he was hit in the face with a Phil Klein pitch on 4/18
- ◆ **2013** Ranked 2nd in the California League in OBP (.405), triples (14) and steals (51), and was 3rd in batting average (.317) and runs scored (100) at Lancaster... Selected for All-Star Futures game at Citi Field in New York.
- ◆ **2012** Selected Astros Minor League Player of the Year after combining to hit .287 (154-537) with 12 HR, 24 2B, 8 3B, 61 RBI, 113 runs, and 101 SB in 135 G with Lexington (Low-A) and Lancaster...Ranked 2nd in minor league baseball in steals, an Astros minor league record, and runs...Became 1st minor league player in modern era with 100+ steals and 10+ HR in one season.
- ◆ **2011** Was 2nd among all Houston minor leaguers in steals (30) in 1st full pro season at Lexington...played most of the season at age 18 as the 6th-youngest player in the South Atlantic League...moved to 2nd base after being an outfielder... earned Lexington's defensive player of the month honors in May and July...2010: Signed with Houston on 8/5...played in 2 games at Gulf Coast Astros (Rookie) before moving to Greeneville (Rookie)...Ranked by *Baseball America* as the no. 2 prospect, fastest baserunner, and best athlete in the Houston system..

CAREER SNAPSHOT

RANGERS HAROLD MCKINNEY GOOD GUY AWARD

2018: Texas (AL)

RANGERS ROOKIE OF THE YEAR

2015: Texas (AL)

MID-SEASON ALL-STAR

2012: Lexington (SAL)

2014: Corpus Christi (TEX)

RISING STARS

2013: Peoria (AFL)

MILB.COM ORGANIZATION ALL-STAR

2012: Houston (NL)

2013: Houston (AL)

BASEBALL AMERICA LOW CLASS A ALL-STAR

2013: Lexington (SAL)

FUTURES GAME SELECTION

2013: Lancaster (CAL)

TOPPS CLASS A ALL-STAR

2012: Lancaster (CAL)

BASEBALL AMERICA MINOR LEAGUE ALL-STAR

2012: Lancaster (CAL)

POST-SEASON ALL-STAR

2012: Lexington (SAL)

PERSONAL/MISCELLANEOUS


Full name **DELINO DIAAB DeSHIELDS**...His father, Delino Lamont DeShields, had a 13-year Major League career with Montreal (1990-93), Los Angeles-NL (1994-96), St. Louis (1997-98), Baltimore (1999-2001), and Chicago-NL (2001-02) after being a first round pick by Montreal in 1987...The elder Delino is the first base coach for the Reds (since 2019)... His mother, Tisha, was an All-America track & field athlete (heptathlon, 1991) at the University of Tennessee... Also qualified for the 1992 Olympics in Barcelona... Delino's sister, Diamond, played basketball at North Carolina and Tennessee, and was selected third overall in the 2018 WNBA draft by the Chicago Sky... Hobbies include playing guitar, video games and reading... Favorite vacation spot is Jamaica... Starred in baseball and football at Woodward Academy High School in College Park, GA (graduated '10)... Also ranked as one of the top high school running backs in the state of Georgia... Committed to LSU to play baseball and football prior to signing with Houston... In December 2018, served as the honorary chair of the Cowboys Santa Annual Toy Drive at Globe Life Park in Arlington.... 2020 Tribe Fest participant and also conducted a youth baseball clinic at Avon's T3 facility that weekend.

DeSHIELDS' FAVORITES

Favorite Movie: Little Giants
Favorite Group/Artist: Jagged Edge
Favorite Athlete Growing Up: Allen Iverson
Favorite Team Growing Up: Atlanta Falcons
Favorite TV Show: Game of Thrones
Favorite Road City: Atlanta
Favorite Road Stadium: Fenway Park

DeSHIELDS' CAREER GAME HIGHS

HITS: 4, three times, last June 5, 2019 vs. Baltimore; **RUNS:** 4, June 17, 2018 vs. Colorado; **DOUBLES:** 2, four times; **HOME RUNS:** 1, several; **RBI:** 4, March 31, 2019 vs. Chicago-NL; **WALKS:** 4, May 9, 2018 vs. Detroit; **STOLEN BASES:** 3, two times, last Aug. 9, 2019 at Milwaukee; **HITTING STREAK:** 10, April 27-May 6, 2018; **GRAND SLAMS:** 1, March 31, 2019 vs. Chicago-NL (Hamels); **INSIDE-THE-PARK HR:** Sept. 26, 2017 vs. HOU (Keuchel); **LEADOFF 2,** last Aug. 2, 2017 vs. SEA (Miranda); **PINCH HR:** n/a; **WALK-OFF HR:** n/a.



KYLE DOWDY

86

SPRING INVITEE

Age: 27, born February 3, 1993 in Escondido, CA

Resides: Houston, TX

Position: Pitcher

Bats: R Throws: R

Height: 6-1

Weight: 195

ML Service: 0 + 123

Contract Status: Signed thru 2020 (3 options remaining)

Acquired: July 28, 2019; Returned to the Cleveland Indians following December 2018 Rule 5 Draft selection... Previously acquired 7/31/2018 from Detroit.



@kyle_dowdy116

kyle_dowdy116

OPPONENTS

YEAR	CLUB	W-L	ERA	G	GS	CG	SHO	SV	IP	H	R	ER	HR	HB	BB	SO	WP	BK	AVG	SLG	OBP
2016	West Michigan	10-3	2.84	23	16	1	1	0	107.2	109	38	34	6	11	24	86	6	0	.270	.370	.326
2017	Lakeland	8-12	3.83	25	22	0	0	0	134.0	142	68	57	8	4	28	121	8	0	.276	.394	.315
2018	Erie	3-4	5.09	13	5	0	0	2	40.2	43	23	6	1	11	48	5	0	.276	.468	.322	
	Toledo	5-4	4.47	11	9	0	0	0	54.1	61	27	27	2	3	21	44	4	0	.290	.400	.362
	Akron	1-4	6.52	6	6	0	0	0	29.0	30	21	21	4	0	18	28	0	0	.273	.409	.375
2019	Texas	2-1	7.25	13	1	0	0	0	22.1	26	20	18	4	1	18	17	3	0	.295	.477	.413
	AZL Rangers	0-0	0.00	1	1	0	0	0	1.0	1	0	0	0	0	0	0	0	0	.333	.333	.333
	Nashville	1-1	6.57	8	1	0	0	0	12.1	13	12	9	0	3	10	11	5	0	.277	.383	.433
	Frisco	0-0	0.00	1	0	0	0	0	1.0	1	0	0	0	0	1	0	0	0	.250	.250	.400
	Akron	1-1	2.48	7	3	0	0	0	29.0	25	10	8	2	1	11	27	4	0	.234	.355	.308
	Minor Lge. Totals	29-29	3.94	95	63	1	1	2	409.0	425	199	179	28	24	123	366	32	0	.273	.394	.333
	CLEVELAND TOTALS	--	--	--	--	--	--	--	--	--	--	--	--	--	--	--	--	--	--	--	--
	American League	2-1	7.25	13	1	0	0	0	22.1	26	20	18	4	1	18	17	3	0	.295	.477	.413
	National League	--	--	--	--	--	--	--	--	--	--	--	--	--	--	--	--	--	--	--	--
	MLB TOTALS	2-1	7.25	13	1	0	0	0	22.1	26	20	18	4	1	18	17	3	0	.295	.477	.413

CAREER TRANSACTIONS

2015 Selected by the Detroit Tigers in the 12th round (370th overall) of the June draft. Signed, 6/16.

2018 Traded by the Detroit Tigers with Leony Martin to the Cleveland Indians for Willi Castro, 7/31.

2018 Drafted by the New York Mets from the Cleveland Indians in the Rule 5 draft, 12/13.

2019 Selected off waivers by the Texas Rangers from the New York Mets, 3/26.

2019 IL - right elbow impingement, 6/1-7/24. rehab AZL Rangers, 6/27-28; rehab AAA Nashville, 6/29-7/7 & 7/11-24, rehab AA Frisco, 7/8-10.

2019 Returned by the Texas Rangers to the Cleveland Indians, 7/28.

FIELDING BY POSITION

2019							CAREER							
PCT	G	PO	A	E	TC	DP	Pitcher	PCT	G	PO	A	E	TC	DP
1.000	13	3	1	0	4	0		1.000	13	3	1	0	4	0

PITCHERS HITTING

2019					CAREER				
AVG	AB	H	HR	RBI	AVG	AB	H	HR	RBI
--	--	--	--	--	--	--	--	--	--

2019 SEASON HIGHLIGHTS

- ◆ Went to spring training with the New York Mets, appearing in six games in relief before being claimed on waivers by Texas on March 26, earning a spot in Texas' Opening Day roster...Made Major League debut on March 28 vs. Chicago-NL (3ER/2.0IP) and posted a 3.86 ERA in 5 April games/1 start (5ER/11.2IP)...Made first MLB start on April 24 at Oakland (3ER/3.0IP) and notched first MLB win on April 15 vs. the LA Angels...Worked a career-high 3.2 IP on April 19 vs. Houston.
- ◆ Was on the Injured List, June 1-July 24, with right elbow impingement and after rehab stints across three levels in the Texas system he was activated and designated for assignment on July 25 and offered back to the Indians organization on July 28...Last outing was on May 26 at LA Angels.
- ◆ Made 2019 Akron debut on August 1 and made three starts, Aug. 17-27...Posted a 1.32 ERA in four relief appearances for Akron (2ER/13.2IP, 15SO)...Made two starts for AAA Columbus in the Int'l League playoffs (5ER/4.1IP).

PRO CAREER


- ◆ **2018** Split his season between Cleveland's and Detroit's minor league system...Made 30 trips to the mound overall (20 starts)...Combined to go 9-12 with a 5.15 ERA (71 ER/124.0 IP) between Erie (AA-Detroit) of the Eastern League, Toledo (AAA-Detroit) of the Int'l League and Akron (AA-Cleveland) of the Eastern League.
- ◆ **2017** Spent the entire year with Lakeland (A) of the Florida State League...Made 25 appearances (22 starts)...Ranked among league leaders in walks per nine innings (1.85, third), strikeouts (121, fifth), WHIP (1.27, fifth) and ERA (3.83, eighth).
- ◆ **2016** Pitched in his first professional season with West Michigan (A) of the Midwest League...Logged a 2.84 ERA (34 ER/107.2 IP) in 23 games (16 starts).

PERSONAL/MISCELLANEOUS

Full name **KYLE ALEXANDER DOWDY**...Married...Graduated from Francis Parker (CA) High School before attending the University of Houston...Was a four-year letter winner in high school...Was named to Francis Parker High School's Hall of Fame...As a redshirt junior at Houston, helped the Cougars to a No. 1 seed in the NCAA Tournament...Had a 2.45 ERA in 19 games, including 12 starts...Was named to The American Conference's All-Academic Team and was Second-Team All-Conference in 2015.

DOWDY'S CAREER GAME HIGHS

BB's: 3, two times; **K's:** 3, two times, last Apr. 19, 2019 vs. Houston; **LONGEST OUTING:** 3.2IP, Apr. 19, 2019 vs. Houston; **HR:** 1, several; **LAST WIN:** May 5, 2019 vs. Toronto; **LAST SAVE:** n/a.



MIKE FREEMAN

6

SPRING INVITEE

Age: 32, born August 4, 1987 in Orlando, FL

Resides: Greenville, SC

Position: Infielder

Bats: L

Throws: R

Height: 6-0

Weight: 195

ML Service: 1 + 111

Contract Status (options remaining): Signed thru 2020 (1)

Acquired: November 20, 2018; Signed by Cleveland to a Minor League free agent contract.



@MikeBFree5

mikebfree5

YEAR	CLUB	AVG	G	AB	R	H	2B	3B	HR	RBI	SH	SF	HB	BB	SO	SB	CS	SLG	OBP	OPS	E
2010	Yakima	.333	53	189	39	63	9	1	1	23	0	3	0	24	29	20	3	.407	.403	.810	4
2011	South Bend	.261	70	257	35	67	15	2	0	27	5	5	2	27	39	16	2	.335	.330	.665	4
2012	Visalia	.309	*135	537	91	*166	24	5	3	59	6	5	2	60	88	30	4	.389	.377	.767	23
2013	Mobile	.247	131	454	61	112	20	0	1	40	6	5	6	65	84	29	10	.297	.345	.643	11
2014	Mobile	.214	52	196	27	42	7	3	5	16	2	1	2	20	41	7	1	.357	.292	.649	3
	Reno	.307	71	218	37	67	11	7	1	25	0	2	0	21	25	6	0	.436	.365	.801	4
2015	Hillsboro	.200	3	10	1	2	1	0	0	0	0	0	0	1	2	0	0	.300	.273	.573	0
	Reno	.317	113	398	79	126	23	5	3	41	1	1	1	34	51	10	0	.422	.371	.793	10
2016	Reno	.317	88	341	56	108	17	6	1	24	2	1	2	38	75	11	1	.411	.387	.798	5
	Arizona	.000	8	9	0	0	0	0	0	0	0	0	0	2	5	0	0	.000	.182	.182	0
	Tacoma	.305	26	105	15	32	6	0	3	15	0	1	0	13	19	1	0	.448	.378	.826	4
	Seattle	.385	13	13	1	5	1	0	0	1	0	0	0	2	0	0	0	.462	.385	.846	0
2017	Tacoma	.350	16	60	12	21	3	1	1	9	0	0	0	7	10	2	0	.483	.418	.901	1
	Seattle	.067	16	30	3	2	0	0	1	1	0	0	0	4	9	0	0	.167	.176	.343	1
	Oklahoma City	.306	41	121	17	37	4	2	0	16	1	1	3	13	31	5	0	.372	.384	.756	3
	Los Angeles-NL	.000	4	5	0	0	0	0	0	0	0	0	0	0	2	0	0	.000	.000	.000	0
	Iowa	.273	23	77	10	21	3	0	2	6	1	1	2	7	19	3	0	.390	.345	.734	0
	Chicago-NL	.160	15	25	3	4	2	0	0	0	0	0	0	2	8	0	0	.240	.222	.462	2
2018	Iowa	.274	78	303	51	83	15	2	6	38	1	1	1	25	66	6	6	.396	.330	.726	4
	AZL Cubs	.308	4	13	1	4	2	0	0	5	0	0	1	0	4	0	0	.462	.357	.819	3
	Chicago-NL	--	1	0	0	0	0	0	0	0	1	0	0	0	0	0	0	--	--	--	0
2019	Columbus	.208	9	24	6	5	0	0	3	3	0	0	0	9	7	1	0	.583	.424	1.008	1
	CLEVELAND	.277	75	177	27	49	8	0	4	24	6	4	4	22	61	1	2	.390	.362	.752	6
	Minor Lge. Totals	.289	913	3303	538	956	160	34	30	347	25	27	22	364	590	147	27	.386	.361	.747	80
	CLEVELAND TOTALS	.277	75	177	27	49	8	0	4	24	6	4	4	22	61	1	2	.390	.362	.752	6
	American League	.255	104	220	31	56	9	0	5	26	6	4	4	26	72	1	2	.364	.339	.702	7
	National League	.103	28	39	3	4	2	0	0	0	1	0	0	4	15	0	0	.154	.182	.336	2
	MLB TOTALS	.232	132	259	34	60	11	0	5	26	7	4	4	30	87	1	2	.332	.316	.649	9

CAREER TRANSACTION

- 2006 Selected by the San Diego Padres in the 41st round of the June draft, but did not sign.
- 2009 Selected by the Arizona Diamondbacks in the 36th round of the June draft, but did not sign.
- 2010 Selected by the Arizona Diamondbacks in the 11th round (331st overall) of the June draft. Signed, 7/6.
- 2016 Selected off waivers by the Seattle Mariners from the Arizona Diamondbacks, 8/1.
- 2017 Selected off waivers by the Los Angeles Dodgers from the Seattle Mariners, 5/26. Granted Free Agency, 8/5.
- 2017 Signed as a Free Agent with the Chicago Cubs, 8/6. Granted Free Agency, 11/6.
- 2017 Signed as a Free Agent with the Chicago Cubs, 11/20.
- 2018 Granted Free Agency, 11/2.
- 2018 Signed as a Free Agent with the Cleveland Indians, 11/20.

FIELDING BY POSITION

PCT	G	PO	2019					PCT	G	PO	CAREER				
			A	E	TC	DP	A				E	TC	DP		
.981	33	31	75	2	108	13	Second Base	.978	45	45	86	3	134	19	
.914	18	8	24	3	35	1	Third Base	.923	21	9	27	3	39	1	
.950	9	7	12	1	20	1	Shortstop	.944	21	19	34	3	56	5	
1.000	6	10	-	-	10	-	Outfield	1.000	8	11	0	0	11	0	
-	-	-	-	-	-	-	First Base	1.000	3	18	4	0	22	4	
1.000	1	-	1	-	1	-	Pitcher	1.000	2	-	1	-	1	-	
.966	67	56	112	6	174	15	Totals	.966	100	102	152	9	263	29	

112 Cleveland Indians

2019 SEASON HIGHLIGHTS

- ◆ Spent virtually the entire season in Cleveland and flourished in a utility role, posting a season OPS of .752 with an on-base pct. of .362... Opened year on Columbus roster, posting a 1.008 OPS over 9 games (5-for-24, 3HR, 3 RBI, 9 BB)...Signed to Minor League contract on Nov. 20; appearing in just 5 games his spring as a non-roster invitee (debut did not come until March 9 due to right knee soreness from 2018 surgery)...Promoted from AAA Columbus on April 16 and spent the remainder of the season on the Major League roster...Removed from 40-man roster following Kluber trade to Texas on Dec. 15 and outrighted to AAA Columbus on Dec. 22.
- ◆ Entered the year with one Major League homer and finished the campaign with 5 career home runs...Made 26 starts at second base (33 games), 8 starts at shortstop (9 games), 10 starts at third base (18 games) and 3 starts in left field (6 games)... Reached base safely via hit or walk in 39 of his 47 starts...Posted an .801 OPS vs. left-handed pitching and a .729 OPS vs. RHP...Tossed 2.0 innings in relief on June 29 at Baltimore (2.0IP, 2H, 2R/ER), his second career pitching appearance in a 13-0 loss...Hit .282 (22-for-78) with runners on base and .304 (7-for-23) with RISP-2outs.
- ◆ Enjoyed a career day in Yankee Stadium on August 18, going 3-for-4 with 2 2B, a homer, 3 RBI and 3 runs scored...Represented single-game career-bests in doubles, runs, hits and RBI...From August 18-end of season he batted .306 (22-for-72) with 4 2B, 1 HR, 9 RBI and 12 runs over his final 27 games.

CAREER SNAPSHOT

MID-SEASON ALL-STAR

2013: Mobile (SOU)

MLB.COM ORGANIZATION ALL-STAR

2010: Arizona (NL)

2012: Arizona (NL)

PRO CAREER

- ◆ **2018** Spent most of the year at Triple-A Iowa in his second season in the Cubs organization...Sidelined nearly two months, 6/21-8/17 with a right knee meniscus injury that required surgery...Selected by the Cubs, 9/22, after spending the entire season in the minors...Appeared in one game for the Cubs on 9/26 vs. Pittsburgh.
- ◆ **2017** Mike appeared with six teams, playing for both the Triple-A and MLB clubs in the Seattle, Los Angeles (N.L.) and Cubs organizations...Signed with Chicago in August and appeared in 15 games with the Cubs in September...Hit his first-career homer 4/12 vs. Houston while with Seattle...Made his first-career pitching appearance with Seattle in a 16-1 setback, 5/20 vs. the White Sox...Was designated for assignment by the Cubs, 10/26, and re-signed with the club on a minor league contract, 11/20.
- ◆ **2016** Made MLB debut on 7/17 with Arizona, batting .227 (5-for-22) with one run, double and RBI in 21 games with Arizona (8 games) and Seattle (13 games)...Collected his first hit (single off Matt Shoemaker) and RBI in his Mariners debut, 8/7 vs. the Angels...After beginning the season in the Arizona organization, he was claimed off waivers by the Mariners, 8/1.
- ◆ **2015** Combined to hit .314 (128-for-408) with 80 runs, 24 doubles, three home runs, 41 RBI and 35 walks between Triple-A Reno and Single-A Hillsboro ...Missed time on the D.L. with a right knee sprain, 6/27-7/20.
- ◆ **2013** Spent the entire season with Double-A Mobile, batting .247 (112-for-454) with 20 doubles, one homer and 29 stolen bases...Ranked tied for sixth in the Southern League in stolen bases.
- ◆ **2012** Batted .309 (166-for-537) with 24 doubles, five triples, three homers, 59 RBI and 30 stolen bases with Single-A Visalia... Led the California League in hits and games played (135), while ranking sixth in runs scored (91) and seven in steals.
- ◆ **2011** Sprained left knee, 7/2, and missed the rest of the season.

PERSONAL/MISCELLANEOUS

Full name **MICHAEL BARRETT FREEMAN**...Wife, Caroline... Daughter, Savannah...Attended the University of Georgia and Clemson University ...Graduated from Clemson University after being named 2010 All-ACC Second-Team...Played for Brewster in the Cape Cod League in 2008 and earned the league's citizenship award... Also garnered All-Academic ACC honors from 2008-10... 2006 graduate of Edgewater (Orlando, Fla.) High School...Hobbies include hunting, reading, watching football and playing golf...Grew up an Atlanta Braves fan, Jeff Blausner and Chipper Jones being his favorite players...Also enjoyed watching Brian Roberts and Omar Vizquel...2020 Tribe Fest participant...Made regular community visits to the Cleveland APL and greeted fans at the gates on multiple occasions.

FREEMAN'S FAVORITES

Favorite Movie: The Legend of Bagger Vance

Favorite Group/Artist: Needtobreathe/Chris Stapleton

Favorite Athlete Growing Up: Tiger Woods

Favorite Team Growing Up: Atlanta Braves

Person Who Has Most Influenced You: My parents

Favorite TV Show: The Price is Right

Favorite Road City: Seattle

Favorite Road Stadium: Wrigley Field

Favorite School Subject: Calculus

FREEMAN'S CAREER GAME HIGHS

HITS: 3, 2x, last Sept. 1, 2019 at Tampa Bay; **RUNS:** 3, August 18, 2019 at NY Yankees; **DOUBLES:** 2, August 18, 2019 at NY Yankees; **HR:** 1, several; **RBI:** 3, August 18, 2019 at NY Yankees; **SB:** 1, June 22, 2019 vs. Detroit; **BB:** 3, May 12, 2019 at Oakland; **HITTING STREAK:** 4 games, 3x, last Sept. 15-19, 2019; **GRAND SLAMS:** N/A; **LEAD-OFF HR:** N/A; **WALK-OFF HR:** N/A; **PINCH-HIT HR:** N/A.



WILSON GARCIA 66

SPRING INVITEE

Age: 26, born January 11, 1994 in Caracas, Venezuela

Resides: Charallave, VZ Position: Infielder



Bats: S Throws: R Height: 5-11 Weight: 230

ML Service: 0 + 000

Contract Status: Signed thru 2020

Acquired: December 13, 2018; Selected by Cleveland from Baltimore in the Triple-A Phase of the Rule 5 Draft.

YEAR	CLUB	AVG	G	AB	R	H	2B	3B	HR	RBI	SH	SF	HB	BB	SO	SB	CS	SLG	OBP	OPS	E
2011	VSL Phillies	.264	60	197	20	52	9	0	1	22	3	1	3	17	20	3	0	.325	.330	.655	1
2012	VSL Phillies	.353	56	201	21	71	18	1	4	38	1	1	1	12	12	1	0	.512	.391	.903	5
2013	VSL Phillies	.304	57	191	19	58	14	2	1	31	1	3	2	13	16	3	0	.414	.349	.763	11
2014	Williamsport	.220	37	127	10	28	8	0	0	9	1	0	2	7	7	0	0	.283	.272	.556	3
2015	Williamsport	.444	2	9	0	4	1	0	0	1	0	0	0	0	1	1	1	.556	.444	1.000	--
	Clearwater	.295	17	44	4	13	3	0	0	4	0	1	0	1	4	0	0	.364	.304	.668	0
2016	Lakewood	.273	106	421	25	115	19	0	3	58	1	*10	2	12	48	0	0	.340	.290	.630	9
2017	Clearwater	.275	121	477	39	131	28	2	13	60	0	3	3	14	53	0	0	.423	.298	.721	3
2018	Clearwater	.250	7	28	2	7	3	0	0	6	0	0	0	0	1	0	0	.357	.250	.607	1
	Frederick	.295	108	413	60	122	24	0	23	70	0	6	2	21	46	0	0	*.521	.328	*.849	4
2019	Akron	.268	69	257	29	69	23	0	10	46	1	1	1	15	35	0	0	.475	.310	.785	2
Minor Lge. Totals		.283	640	2365	229	670	150	5	55	345	8	26	16	112	243	8	1	.421	.317	.738	39

CAREER TRANSACTIONS

- 2010 Signed by the Philadelphia Phillies as an amateur free agent, 12/1.
- 2018 Acquired from the Baltimore Orioles from Philadelphia for cash, 4/30.
- 2018 Selected by the Cleveland Indians in the Triple-A Phase of the Rule 5 Draft, 12/13.

2019 SEASON HIGHLIGHTS

- ◆ Spent first season in the Indians organization at AA Akron, posting 33 extra-bases hits and 46 RBI over the first 69 games of the season before suffering a right foot fracture (second metatarsal on hit by pitch) on June 19, ending his season...At the time of his injury he was leading the Indians system in doubles, T3rd in hits and T4th in XBH and RBI...Among Eastern League batters he was leading the league in XBH and doubles, 2nd in hits and RBI and 3rd in total bases (122)...Hit .331 (39-for-118) with runners on and .304 (21-for-69) with RISP...Appeared in 12 exhibition games for Cleveland last spring (6-for-15).

CAREER SNAPSHOT

MID-SEASON ALL-STAR
2019: Akron (EAS)

MILB.COM ORGANIZATION ALL-STAR
2018: Baltimore (AL)

POST-SEASON ALL-STAR
2018: Frederick (CAR)

PRO CAREER

- ◆ 2018 Spent most of the season in Class-A Frederick after being acquired by Baltimore from Philadelphia on 4/30...Named a postseason Carolina All-Star and an *MLB.com* organizational All-Star (BAL), leading the Carolina League in OPS, slugging pct. and total bases (215)...Finished second in the league in batting average, home runs and was sixth in RBI...Batted .330 (37-for-112) in July...For the year batted .306 (98-for-320) vs. RHP with 22 2B, 20HR, 65 RBI...Collected 4 hits, 2 HR and 7 RBI on 5/23 vs. Salem...Had consecutive two-homer games on 6/28-29 and 7/3-4 and on the year enjoyed six two-home games and five games of at least 4-RBI.
- ◆ 2017 Spent entire season with Clearwater (A)... Finished 1st in the Florida State League in total bases (202), T-2nd in hits, 4th in AB, 5th in doubles, 6th in SLG % and T-8th in HR & RBI.
- ◆ 2016 Spent entire season with Lakewood (A)...Was on the DL, 6/7-23 (infection).

PERSONAL/MISCELLANEOUS

Full name **WILSON JOSE HEGINIO GARCIA**...Engaged, Jennifer...One daughter, Khloe...Favorite players growing up were Victor Martinez and Miguel Cabrera...Played basketball and soccer.



GILJEGILJAW KUNGKUAN

69

SPRING INVITEE

Age: 26, born March 13, 1994 in Taichung, Taiwan

Resides: Taichung, Taiwan **Position:** Catcher

Bats: R **Throws:** R **Height:** 5-11 **Weight:** 220

ML Service: 0 + 000

Pronunciation: \Gi-li Gi-lao Gong-Kuan\

Contract Status: Signed thru 2020

Acquired: November 29, 2012; Signed by the Cleveland Indians as a non-drafted free agent.

YEAR	CLUB	AVG	G	AB	R	H	2B	3B	HR	RBI	SH	SF	HB	BB	SO	SB	CS	SLG	OBP	OPS	E
2014	AZL Indians	.348	29	89	22	31	13	0	3	19	1	0	2	11	18	0	0	.596	.431	1.027	5
2015	Mahoning Valley	.200	25	95	14	19	4	2	2	17	0	1	2	6	20	0	1	.347	.260	.607	2
2016	AZL Indians	.500	10	34	11	17	6	1	1	7	0	0	2	3	6	1	0	.824	.564	1.388	0
	Lake County	.245	26	94	8	23	7	0	1	6	0	1	1	4	27	0	0	.351	.280	.631	0
2017	Lake County	.269	125	465	57	125	22	0	17	67	1	2	10	40	91	0	0	.426	.338	.764	7
2018	Lynchburg	.278	81	295	33	82	20	1	8	45	0	5	4	32	68	1	0	.434	.351	.785	11
	Akron	.241	16	54	4	13	1	0	2	6	0	0	0	3	13	0	0	.370	.281	.651	1
	Columbus	.250	2	4	1	1	1	0	0	0	0	0	0	0	0	0	0	.500	.250	.750	0
2019	Akron	.229	60	210	19	48	12	0	5	25	0	2	3	16	68	0	0	.357	.290	.647	6
Minor Lge. Totals		.268	374	1340	169	359	86	4	39	192	2	11	24	115	311	2	1	.425	.334	.759	32

CAREER TRANSACTIONS

2012 Signed as a Free Agent with the Cleveland Indians, 11/29.

2019 SEASON HIGHLIGHTS

- ◆ Season was limited to 60 games due to a strained left oblique muscle on July 17, ending his season prematurely...Made 48 starts at catcher for AA Akron, throwing out 15 of 54 would-be base stealers (27.8%)...Hit .279 (19-for-68) off left-handed pitching with 8 2B, 3 HR and an .880 OPS.

PRO CAREER

- ◆ **2018** Split the season between Single-A Lynchburg, AA Akron and AAA Columbus, batting a combined .272 (96-for-353) with 22 doubles, 1 triple, 10 homers and 51 RBI in 99 games (.340/.425/.765)...Began the year in Lynchburg, was promoted to Akron on 8/15, on to Columbus on 9/1 and was on Akron's Postseason roster...Finished the year in the Arizona Fall League, appearing in 13 games (.216, 8/37, 5 2B, 5 RBI).
- ◆ **2017** Ranked fourth in organization with 67 RBI...Also ranked ninth in batting average (.269)...Led Lake County in games (125) and hits (125); also tied for first on the team in doubles (22)...Named Midwest League Postseason All-Star, marking first career All-Star selection.

PERSONAL/MISCELLANEOUS

Full name **GILJEGILJAW KUNGKUAN**...Signed by Jason Lynn and Allen Lin... Legally changed to his Aborigine Taiwanese name in the offseason (played under the name Li-Jen Chu from 2014-19).



ANTHONY GOSE

89

SPRING INVITEE

Age: 29, born August 10, 1990 in Bellflower, CA

Resides: Florence, AL Position: Pitcher

Bats: L Throws: L Height: 6-0 Weight: 200

ML Service: 2 + 125

Contract Status: Signed thru 2020

Pronunciation: \goes\

Acquired: Sept. 13, 2019; Re-signed by Cleveland to a Minor League free agent contract.

OPPONENTS

YEAR	CLUB	AVG	G	AB	R	H	2B	3B	HR	RBI	HB	SH	SF	BB	SO	SB	CS	OBP	SLG	OPS	E
2008	GCL Phillies	.256	11	39	4	10	2	1	0	3	1	0	0	1	12	3	1	.293	.359	.652	0
2009	Lakewood	.259	131	510	72	132	24	9	2	52	15	9	3	35	110	*76	20	.323	.353	.676	7
2010	Clearwater	.263	103	418	67	110	17	#11	4	21	6	5	0	32	103	*36	27	.325	.385	.710	5
	Dunedin	.255	27	94	21	24	3	2	3	6	3	2	1	13	29	*9	5	.360	.426	.786	1
2011	New Hampshire	.253	137	509	87	129	20	7	16	59	13	2	1	62	154	70	15	.349	.415	.763	3
2012	Las Vegas	.286	102	420	87	120	21	10	5	43	5	4	1	49	101	34	12	.366	.419	.785	6
	Toronto	.223	56	166	25	37	7	3	1	11	2	4	0	17	59	15	3	.303	.319	.622	1
2013	Buffalo	.239	106	393	64	94	17	6	3	27	7	3	2	38	121	22	13	.316	.336	.652	6
	Toronto	.259	52	147	15	38	6	5	2	12	0	1	0	5	37	4	3	.283	.408	.691	4
2014	Buffalo	.244	51	205	29	50	5	2	4	25	1	1	0	17	65	21	8	.305	.346	.651	1
	Toronto	.226	94	239	31	54	8	1	2	13	5	4	1	25	74	15	5	.311	.293	.604	1
2015	Detroit	.254	140	485	73	123	24	8	5	26	3	2	0	45	145	23	11	.321	.367	.688	4
2016	Detroit	.209	30	91	11	19	2	2	2	7	1	0	0	9	38	0	1	.287	.341	.628	0
	Toledo	.185	50	184	22	34	8	2	1	13	3	2	2	15	75	6	1	.255	.266	.521	2
	Erie	.224	40	156	16	35	4	0	6	27	0	0	0	17	54	11	4	.301	.365	.666	1
2018	Down East	.200	5	20	2	4	0	0	0	1	0	1	0	1	9	0	1	.238	.200	.438	0
	Frisco	.273	8	22	5	6	0	1	0	2	1	0	1	1	7	2	0	.320	.364	.684	0
Minor Lge. Totals		.252	772	2970	476	748	121	51	44	279	55	29	11	281	840	290	107	.327	.371	.698	32
MLB TOTALS		.240	372	1128	155	271	47	19	12	69	11	11	1	101	353	57	23	.309	.348	.656	10

YEAR	CLUB	W-L	ERA	G	GS	CG	SHO	SV	IP	H	R	ER	HR	HB	BB	SO	WP	BK	AVG	SLG	OBP
2017	Lakeland	0-2	7.59	11	0	0	0	0	10.2	7	9	9	0	1	6	14	0	0	.189	.324	.318
2018	Down East	1-0	1.35	7	0	0	0	0	6.2	6	1	1	0	0	2	6	3	0	.250	.250	.308
	Frisco	1-0	6.52	21	0	0	0	1	19.1	17	15	14	5	2	23	18	3	2	.243	.514	.442
2019	Lynchburg	1-1	0.82	10	0	0	0	3	11.0	3	2	1	0	1	9	13	0	0	.100	.133	.325
	Akron	0-3	3.50	22	0	0	0	1	18.0	13	15	7	0	5	20	22	5	0	.194	.284	.413
Minor Lge. Totals		3-6	4.39	71	0	0	0	5	65.2	46	42	32	5	9	60	73	11	2	.202	.338	.387

CAREER TRANSACTIONS

- 2008 Selected by the Philadelphia Phillies in the 2nd round (51st overall pick) of the June draft. Signed, 6/8.
- 2010 Traded by the Philadelphia Phillies with J.A. Happ and Jonathan Villar to the Houston Astros for Roy Oswalt, 7/29....Traded by the Houston Astros to the Toronto Blue Jays for Brett Wallace, 7/29.
- 2014 Traded by the Toronto Blue Jays to the Detroit Tigers for Devon Travis, 11/13.
- 2017 Granted Free Agency, 11/6.
- 2017 Signed as a Free Agent with the Texas Rangers, 12/4.
- 2017 Drafted by the Houston Astros from the Texas Rangers in the 2017 Rule 5 draft, 12/14.
- 2018 Returned by the Houston Astros to the Texas Rangers, 3/9. 2018 Granted Free Agency, 10/4.
- 2018 Signed as a Free Agent with the Cleveland Indians, 12/12.
- 2019 Re-signed as a Free Agent with the Cleveland Indians, 9/13.

FIELDING BY POSITION

PCT	G	PO	2019				PCT	G	CAREER					
			A	E	TC	DP			PO	A	E	TC	DP	
-	-	-	-	-	-	-	Outfield	.988	358	785	13	10	808	3

2019 SEASON HIGHLIGHTS

- ◆ Split the season between Single-A Lynchburg and AA Akron in his first season in the Indians organization...Spent the first two months in Lynchburg before being promoted to Akron on June 1...Was on the Injured List in July (blister) and August (calf strain)...Combined on the year posted a 2.48 ERA in 32 games (29.0IP, 16H, 8ER, 29BB, 35SO, .165 avg)...Last 13 games at Akron allowed 1 ER in 10.1 innings...Lefties were 3-for-32 (.094, 1 3B) off him combined for the year...Pitched for Manati in the Puerto Rican Winter League after the season, posting an ERA of 1.86 in 9 games (2ER/9.2IP/13 SO).

PRO CAREER

- ◆ **2018** Split campaign between Single-A Down East and AA Frisco in the Texas Rangers system...Was returned to the Rangers from Houston after a December 2018 ML Phase Rule 5 selection.
- ◆ **2017** Former OF converted to pitching full time...Posted an 11.82 strikeouts per 9.0 innings ratio (14SO/10.2IP) while issuing six walks...Had never appeared in a professional game on the mound prior to 2017.
- ◆ **2016** Split season between Detroit, AAA Toledo and AA Erie...Made the Tigers Opening Day roster for the second straight season...Hit the first Opening Day home run of his career and tied a career high with three runs scored on 4/5 at Miami.
- ◆ **2015** Finished his first season with the Tigers in 2015 and established career highs in almost every offensive season... Ranked ninth in the AL with 23 stolen bases, while he was tied for ninth with 8 triples...Reached base safely in 16 straight games from 9/1-20, establishing a new career-high.
- ◆ **2012** Made his Major League debut at 21 years old with Toronto...Tied for third in franchise history with 15 stolen bases his rookie season...Contract purchased from Las Vegas by Toronto on 7/17 -- made his major league debut and collected his first ML hit with a bunt single that same night...First ML home run with a three-run shot off Andrew Bailey and the Red Sox on 9 8 -- established a career high with five RBI that same game.
- ◆ **2011** Rated by *Baseball America* as the 'Best Defensive Outfielder' in four consecutive seasons while a member of the Philadelphia and Toronto systems (2008-11)...Also rated as the 'Fastest Baserunner' twice (2010-11) and the 'Best Outfield Arm' once (2010)...In Philadelphia's system, was rated No. 15 in 2008 and No. 6 in 2009...In Toronto's system, was rated No. 4 in 2010 and No. 2 in 2011...Also rated as the No. 39 prospect overall in the *Baseball America* Top 100 ranking in 2011.
- ◆ **2009** Named to the SAL midseason and postseason All-Star squads in 2009...Led all minor league players with 76 stolen bases.

PERSONAL/MISCELLANEOUS

Full name **ANTHONY ROBERT GOSE**...Graduated from Bellflower High School (CA) in 2008...Hit .443 with 31 stolen bases as a senior in 2009...Also excelled as a pitcher as he owned a 0.63 ERA and struck out 124 batters...Earned *Rawlings* First Team All-American honors his senior season.

CAREER SNAPSHOT

MILB.COM ORGANIZATION ALL-STAR

2011: Toronto (AL)
2012: Toronto (AL)

FUTURES GAME SELECTION

2012: Las Vegas (PCL)

RISING STARS


2011: Phoenix (AFL)

POST-SEASON ALL-STAR

2009: Lakewood (SAL)
2010: Dunedin (FSL)
2011: New Hampshire (EAS)

MID-SEASON ALL-STAR

2009: Lakewood (SAL)



BRAD HAND

33

Age: 30, born March 20, 1990 in Minneapolis, MN

Resides: Jupiter, FL

Position: Pitcher

Bats: L

Throws: L

Height: 6-3

Weight: 215

ML Service: 6 + 092

Contract Status: Signed thru 2020 with a club option for 2021.

Acquired: July 19, 2018; Acquired from the San Diego Padres with RHP Adam Cimber in exchange for C Francisco Mejia.



@bhand22

bhand22

OPPONENTS

YEAR	CLUB	W-L	ERA	G	GS	CG	SHO	SV	IP	H	R	ER	HR	HB	BB	SO	WP	BK	AVG	SLG	OBP
2008	GCL Marlins	2-0	2.48	9	7	0	0	0	32.2	25	16	9	0	2	11	34	4	0	.212	.263	.290
	Jamestown	1-2	3.00	3	3	0	0	0	15.0	11	6	5	0	1	10	12	2	0	.208	.245	.344
2009	Greensboro	7-13	4.86	26	26	0	0	0	127.2	130	83	69	12	7	66	122	22	2	.264	.394	.357
	Jupiter	8-8	3.33	26	26	2	2	0	140.2	153	68	52	10	5	49	134	3	3	.278	.404	.341
2010	Jacksonville	1-0	3.00	1	1	0	0	0	6.0	3	2	2	0	0	3	4	0	0	.143	.143	.250
	Jacksonville	11-4	3.40	19	18	0	0	0	108.2	90	42	41	11	1	50	71	0	2	.231	.375	.319
	Jupiter	0-1	7.20	1	1	0	0	0	5.0	5	5	4	1	0	5	4	0	0	.278	.556	.417
2011	Florida	1-8	4.20	12	12	0	0	0	60.0	53	32	28	10	1	35	38	0	1	.241	.445	.344
	New Orleans	11-7	4.00	27	27	0	0	0	148.1	129	72	66	15	0	75	141	7	1	.238	.381	.329
2012	Miami	0-1	17.18	1	1	0	0	0	3.2	6	7	7	1	0	6	3	0	0	.353	.647	.522
2013	New Orleans	3-5	3.42	15	15	0	0	0	81.2	69	33	31	7	2	45	81	6	0	.232	.342	.334
	Miami	1-1	3.05	7	2	0	0	0	20.2	13	7	7	2	0	8	15	1	0	.176	.297	.256
2014	GCL Marlins	0-1	1.13	2	2	0	0	0	8.0	5	2	1	0	0	2	11	1	0	.179	.214	.233
	Miami	3-8	4.38	32	16	0	0	1	111.0	112	56	54	10	2	39	67	5	0	.264	.405	.327
	Jupiter	0-0	0.75	2	2	0	0	0	12.0	4	1	1	0	0	2	14	0	0	.103	.128	.146
2015	New Orleans	2-0	3.27	4	4	0	0	0	22.0	18	8	3	0	0	9	22	0	0	.234	.416	.310
	Miami	4-7	5.30	38	12	0	0	0	93.1	107	55	55	9	3	32	67	2	0	.292	.432	.352
2016	San Diego	4-4	2.92	82	0	0	0	1	89.1	63	32	29	8	1	36	111	7	0	.195	.313	.276
2017	San Diego	3-4	2.16	72	0	0	0	21	79.1	54	20	19	9	7	20	104	4	0	.191	.319	.261
2018	San Diego	2-4	3.05	41	0	0	0	24	44.1	33	21	15	5	7	15	65	1	0	.202	.374	.297
	CLEVELAND	0-1	2.28	28	0	0	0	8	27.2	19	7	7	3	2	13	41	1	0	.192	.333	.298
2019	CLEVELAND	6-4	3.30	60	0	0	0	34	57.1	53	21	21	6	4	18	84	0	0	.242	.384	.311
Minor Lge. Totals		46-41	3.68	135	132	2	2	0	707.2	642	338	289	59	18	327	650	45	8	.245	.370	.331
CLEVELAND TOTALS		6-5	2.96	88	0	0	0	42	85.0	72	28	28	9	6	31	125	1	0	.226	.368	.307
American League		6-5	2.96	88	0	0	0	42	85.0	72	28	28	9	6	31	125	1	0	.226	.368	.307
National League		18-37	3.84	285	43	0	0	47	501.2	441	230	214	54	21	191	470	20	1	.236	.381	.312
MLB TOTALS		24-42	3.71	373	43	0	0	89	586.2	513	258	242	63	27	222	595	21	1	.234	.379	.311

CAREER TRANSACTIONS

2008 Selected by the Florida Marlins in the 2nd round (52nd overall) of the June draft. Signed, 6/19.

2014 DL - right ankle sprain, 5/24-7/3. Rehab assignment A Jupiter, 6/4-13. Rehab AAA New Orleans, 6/14-7/3.

2016 Selected off waivers by the San Diego Padres from the Miami Marlins, 4/8.

2018 Traded by the San Diego Padres with Adam Cimber to the Cleveland Indians for Francisco Mejia, 7/19.

FIELDING BY POSITION

PCT	2019							Pitcher	CAREER						
	G	PO	A	E	TC	DP	PCT		G	PO	A	E	TC	DP	
-	60	0	0	0	0	0	0		.969	373	17	77	3	97	3

PITCHERS HITTING

AVG	2019				AVG	CAREER			
	AB	H	HR	RBI		AB	H	HR	RBI
--	0	0	0	0	.069	72	5	0	4

ALL-STAR GAME PITCHING RECORD

YEAR	CLUB	W-L	ERA	G	GS	CG	SHO	SV	IP	H	R	ER	HR	HB	BB	SO	WP	BK
2017	San Diego(@MIA)	0-0	0.00	1	0	0	0	0	1.0	0	0	0	0	0	0	1	0	0
2018	San Diego(@WSH)	0-0	0.00	1	0	0	0	0	1.0	0	0	0	0	0	0	1	0	0
2019	Cleveland(@CLE)	0-0	18.00	1	0	0	0	0	1.0	2	2	2	0	0	2	1	0	0
TOTALS		0-0	6.00	3	0	0	0	0	3.0	2	2	2	0	0	2	3	0	0

118 Cleveland Indians

POSTSEASON PITCHING RECORD

YEAR	CLUB	W-L	ERA	G	GS	CG	SHO	SV	IP	H	R	ER	HR	HB	BB	SO	WP	BK
2018	CLE (ALDS vHOU)	0-0	10.80	2	0	0	0	0	1.2	3	2	2	1	0	1	4	1	0

2019 SEASON HIGHLIGHTS

- ◆ Earned his third straight All-Star selection in his first full season with the Indians...Was outstanding over the first three months of the season before struggling over his final 25 appearances of the year that landed his season ERA at 3.30...Was successful on 34 of his 39 save opportunities (87.2%) but after converting a career-best 22 straight opportunities to open the season thru June 22, was successful in 12 of 17 chances to end the season (70.6%)...Enjoyed 14 straight scoreless outings over 14.2IP, May 12-June 20 (season-best marks among CLE relievers in 2019)...Was 3rd in the AL in saves and tied for T14th in relief strikeouts (84)...The 34 saves were the most by a LHP in franchise history.
- ◆ His 22 straight save conversions to begin the season was the second-longest mark in club history to begin a campaign (Jose Mesa, 38, 1995) and tied for sixth-longest streak overall in franchise history... His ERA of 1.05 thru games of June 24 and .161 average allowed ranked 2nd-lowest and 5th-lowest, respectively, prior to blowing his first save opportunity on June 25 vs. KC (0.0IP, 5H, 5R/ER, grand slam to Hunter Dozier) that took his ERA from 1.05 to 2.36...ERA from June 25-end of season was 6.65 (23.0IP, 34H, 17ER) and ERA from July 15-end of campaign was 5.68 (19.0IP, 26H, 12ER), blowing three straight opportunities, Aug. 11-21...Did not pitch, Sept. 9-20, due to left arm fatigue and recorded one outing the remainder of the season due to a lack of save chances (Sept. 21, 1.0IP, 3SO).
- ◆ Converted his last five save chances, August 23-Sept. 8, and after August 22 posted a 2.84 ERA to end the campaign (6.1IP, 6H, 2ER)...47 of his 60 outings were scoreless...Batters hit .228 (23-for-101) with runners on base and .265 (13-for-49) with RISP...Lefties hit .196 (11-for-56) with a season OPS of .500 (1 2B) and since the 2018 season left-handed batters own a .170 (27-for-159) average against Hand.
- ◆ Since 2016, owns a 2.75 ERA in 283 games (91ER/298.0IP) and his 405 relief strikeouts over the four-year span rank first in MLB (Edwin Diaz, 2nd at 400)...Allowed only 2 runs (2ER) over 28 games (27.2IP), April 15-June 24.

PRO CAREER

- ◆ 2018 Midseason acquisition from San Diego along with Adam Cimber stabilized the back end of the Indians bullpen and was very effective in both a set-up and closing role...Posted a combined season ERA of 2.75 (72.0IP, 52H, 22ER, 28BB, 106SO)... On the year converted a career-best 32 of his 39 overall save situations (82%) and his 106 overall strikeouts were tied for 5th among MLB relievers...His 32 overall saves ended the campaign tied for seventh-highest in MLB...Recorded 24 saves in 29 chances in the first half with the Padres, posting a 3.05 ERA in 41 relief appearances (44.1IP, 33H, 15ER, 15BB, 65SO, .202 avg)...His 24 saves ranked tied for third in the National League at the time of the trade, while his 65 strikeouts ranked fourth among NL relievers...Was named a National League All-Star for the second straight season... From 8/8-end of season he posted an ERA of 2.29 (5ER/19.2IP/183 avg) over his final 21 appearances of the season...Only MLB pitcher with at least 30 saves and 10 holds and just the fifth over the last ten seasons (**STATS LLC**).

CTRIBE TIDBITS

Born in Minneapolis, MN. Played four sports growing up. Had to decide between hockey and basketball. Picked hockey and played all the way through high school. Played right wing, only thing he does right-handed. Plays golf left-handed.

Parents grew up in Iowa, went to Iowa State and once graduated moved to Minneapolis. Mom was a city accountant for Chaska, and Dad was bank president for the community bank in Chaska.

Weather in Minnesota caused baseball team in high school to mostly practice in the gym. Sometimes they would get a cleared parking lot.

CAREER SNAPSHOT

ALL-STAR

2017: San Diego (NL)
2018: San Diego (NL)
2019: Cleveland (AL)

RELIEVER OF THE MONTH BY THE HARTFORD

7/2017: San Diego (NL)
5/2018: San Diego (NL)

MLB.COM ORGANIZATION ALL-STAR

2010: Florida (NL)

2019 AMERICAN LEAGUE RELIEF K/9.0IP LEADERS

1. Matt Barnes (BOS)	15.39
2. Josh James (HOU)	14.67
3. Ken Giles (TOR)	14.09
4. Aroldis Chapman (NYY)	13.42
5. José Leclerc (TEX)	13.29
6. Liam Hendriks (OAK)	13.23
7. Brad Hand (CLE)	13.19

MAJOR LEAGUE RELIEF STRIKEOUTS LEADERS, 2016-19

1. Brad Hand	405
2. Edwin Diaz	400
3. Kenley Jansen	375
4. Matt Barnes	360

APPEARANCES, 2016-19

1. Bryan Shaw	285
2. Brad Hand	283
3. Jared Hughes	278
4. Hector Neris	274
Felipe Vázquez	274

- ◆ **2017** Notched a career-best 2.16 ERA (19 ER, 79.1 IP), converted 21 out of 26 save opportunities with 104 SO and was named to his first career National League All-Star team...Became the second reliever in SD history to record back-to-back 100 strikeout seasons (also, Trevor Hoffman in 1996-97)...Hand's 104 strikeouts were the fourth-most among all MLB relievers in 2017...Tossed a 24.0-scoreless inning streak from 6/14-8/8, the longest scoreless inning streak in 2017 by a reliever and the third-longest scoreless stretch by a reliever in franchise history...Earned NL Reliever of the Month honors in July (11 scoreless outings)...Limited left-handed hitters to a .150 (12-for-80) average and righties hit .208 (42-for-202).
- ◆ **2016** Led MLB with a career-high 82 appearances in his first campaign with SD...His 82 appearances were the second-most ever by a Padres reliever in a single season, behind only Craig Lefferts' 83 outings in 1986...His 111 strikeouts on the season were tied with Trevor Hoffman (1996 and 1997) for the third-most ever in a single season by a Padres reliever, behind only Lance McCullers (126 in 1987) and Rollie Fingers (113 in 1977)...His 111 strikeouts were the fourth-most by any ML reliever in 2016, behind only Dellin Betances (126), Andrew Miller (123) and Kyle Barraclough (113)...Began his season by being designated for assignment by MIA on 4/3 and later acquired off waivers by SD on 4/8, spending the rest of the season with the Padres... Per **Fangraphs.com**, his 1.6 WAR on the season was the eighth-best mark among all qualifying NL relievers.
- ◆ **2015** Split his fifth MLB season between the Marlins' bullpen and rotation, making 12 starts and 26 relief appearances, going 4-7 with a 5.30 ERA (55 ER, 93.1 IP)...Over his 12 starts, he went 4-6 with a 5.68 ERA (36 ER, 57.0 IP), while going 0-1 with a 4.71 ERA (19 ER, 36.1 IP) in his 26 relief outings...Worked 7.0 IP on 8/9 at ATL, allowing just one run on a Jonny Gomes home run...prior to the home run, had tossed a season-best 16.1 consecutive scoreless innings dating back to 7/4...The home run allowed on 8/9 at ATL also snapped a streak of 82.2 IP and 34 appearances dating back to 9/1/14 (55.2 innings in 2015) without allowing a homer.
- ◆ **2014** Spent the entire season with the ML club for the first time in his career outside of a stint on the 15-day DL for the Marlins...Worked in 32 games total for Miami, including 16 starts...Recorded his first career save by working 3.0 scoreless IP against SD at Marlins Park on 4/4...Landed on the 15-day DL on 5/24 with a sprained right ankle.
- ◆ **2013** Split the season between Miami and the minors, appearing in seven games total for the Marlins...Over 17 starts between New Orleans (AAA) and the Rookie-level Marlins, he went 3-6 with a 3.21 ERA (32 ER, 89.2 IP) and 92-to-47 SO/BB ratio.
- ◆ **2012** Played the majority of the season with New Orleans (AAA), finished second in the Marlins' organization in strikeouts that season behind Jose Fernandez (158).
- ◆ **2011** Made his MLB debut for the Marlins, splitting the season between the Marlins and Jacksonville (AA) and Jupiter (A)...Began the season in the minors before having his contract selected on 6/6 for his first career call-up... Made his MLB debut on 6/7 vs. ATL with a start for the Marlins, taking the loss despite working 6.0 IP and allowing just one hit, a solo home run to Alex Gonzalez, in the Marlins' 1-0 loss that day...Became the second player since 1900 to take a loss while going at least 6.0 IP and giving up one hit-or-fewer in their MLB debut as a starter, and first since 5/19/71 when the Washington Senators' Mike Thompson took the loss after allowing one hit in 7.0 IP vs. BAL...Earned his first career win on 7/7 vs. HOU after working 7.0 shutout innings, allowing just two hits and three walks in the Marlins' 5-0 win.

2018 MAJOR LEAGUE**RELIEF STRIKOUT LEADERS**

1. Josh Hader (ML)	143
2. Edwin Diaz (SEA)	124
3. Dellin Betances (NYY)	115
4. Adam Ottavino (COL)	112
5. Brad Hand (SD/CLE)	106
Ryan Yarbrough (TB)	106

MLB LEADERS, 2016-19**RELIEF GAMES, 3-or-more-SO**

1. Josh Hader (ML)	62
2. Edwin Diaz (SEA/NYM)	48
3. Brad Hand (SD/CLE)	45
4. Craig Kimbrel (BOS/CHC)	41
Kenley Jansen (LAD)	41

HAND'S FAVORITES**Favorite Movie:** Caddyshack**Favorite Group/Artist:** Eric Church**Person Who Has Most Influenced:** Dad(Lon)**Favorite Road City:** Chicago**Favorite Road Stadium:** Petco Park**PERSONAL/MISCELLANEOUS**

Full name **BRADLEY RICHARD HAND**...He and his wife, Morgan, have one daughter, Lila and a son, Cuyler...Graduated from Chaska High School (MN) in 2008, where he was named Minnesota's **Gatorade** Baseball Player of the Year following his senior season...Signed by Marlins' scout Bob Oldis...Played varsity hockey through senior year of high school, playing right wing...Right-handed shooter in hockey, the only thing he does right-handed...Brad and his wife, Morgan, hosted youth from the Boys & Girls Club in 2019 and will again in 2020 as part of "Helping Hands"...Brad and Morgan spend time with the kids and then surprise a lucky family with jerseys and a gift card following the event.

HAND'S CAREER GAME HIGHS

K's (relief): 5, two times, last May 14, 2016 @MIL (w/SD); **BB (relief):** 3, three times, April 5, 2018 vs. COL (w/SD); **LONGEST RELIEF OUTING:** 4.1IP, April 7, 2015 vs. ATL (w/MIA); **HR:** 3, September 5, 2015 vs. NYM (w/MIA); **WINNING STREAK:** 2 games, 7x, last Aug. 11-12, 2019; **LOSING STREAK:** 7 games, August 8, 2011 - September 13, 2013 (w/MIA); **SAVE STREAK:** 22, March 30-June 22, 2019; **SCORELESS IP STREAK:** 23G/24.0IP, June 14-August 8, 2017 (w/SD); **LAST WIN:** Aug. 12, 2019 vs. Boston; **LAST SAVE:** September 8, 2019 at Minnesota



SAM HENTGES 72

Age: 23, born July 18, 1996 in Shoreview, MN

Resides: Shoreview, MN Position: Pitcher

Bats: L Throws: L Height: 6-6 Weight: 245

ML Service: 0 + 000

Contract Status (Options Remaining): Signed thru 2020 (2)

Acquired: Selected by Cleveland in the 4th round (128th overall) in the 2014 First-Year Player Draft.



@SamHentges

samhentges

OPPONENTS

YEAR	CLUB	W-L	ERA	G	GS	CG	SHO	SV	IP	H	R	ER	HR	HB	BB	SO	WP	BK	AVG	SLG	OBP
2014	AZL Indians	1-0	0.69	8	0	0	0	0	13.0	4	3	1	0	0	5	10	2	0	.095	.143	.191
2015	AZL Indians	3-3	3.10	11	9	0	0	0	49.1	49	28	17	4	1	19	59	7	1	.254	.389	.321
	Mahoning Valley	0-2	14.21	2	2	0	0	0	6.1	13	11	10	0	0	8	2	3	0	.433	.567	.525
2016	Lake County	2-4	6.12	14	14	0	0	0	60.1	71	49	41	8	6	29	73	10	0	.296	.467	.380
2017	AZL Indians	0-3	4.85	6	6	0	0	0	13.0	16	9	7	2	0	3	18	0	0	.296	.463	.328
	Mahoning Valley	0-1	2.04	5	5	0	--	0	17.2	5	7	4	1	0	12	23	0	0	.088	.175	.246
2018	Lynchburg	6-6	3.27	23	23	0	0	0	118.1	114	51	43	4	5	53	122	10	1	.260	.353	.344
2019	Akron	2-#13	5.11	26	#26	0	0	0	128.2	148	89	73	11	1	64	126	9	0	.288	.450	.365
Minor Lge. Totals		14-32	4.34	95	85	0	0	0	406.2	420	247	196	30	13	193	433	41	2	.268	.402	.349

CAREER TRANSACTIONS

2014 Selected by the Cleveland Indians in the 4th round of the June Draft.

2019 SEASON HIGHLIGHTS

- ◆ Spent the entire season at Class-AA Akron, finishing fourth in the Eastern League and the Indians farm system in strikeouts (126)...Also finished among Eastern League leaders in starts (T1st), innings pitched (12th) and losses (T1st)...Over his last six starts he posted a 4.20 ERA (30.0IP, 30H, 14ER, 35SO)...Posted a 2.38 ERA in six May starts (9ER/33.0IP)...Batters hit .355 (49-for-138) off him with RISP.

2020 PUBLICATION CLUB PROSPECT RANKINGS

Baseball America 17th
MLB.com 22nd

PRO CAREER

- ◆ **2018** Spent the entire season at Class-A Lynchburg, posting the second-lowest ERA (3.27) and third-most strikeouts (122) in the Carolina League...Was a Mid-Season Carolina League All-Star and **MiLB.com** organizational All-Star...Did not pitch after 8/15 due to a left shoulder strain...Over his final 12 starts of the season he posted an ERA of 2.69 (19ER/63.2IP)...Recorded four starts of at least 6.0 innings and zero runs allowed and fanned 10 on 4/17 vs. Frederick...Allowed only four homers in 118.1 innings...Added to the 40-man roster on 11/20
- ◆ **2017** Season did not begin until 7/8 due to elbow surgery the previous July...Made six starts on a rehab assignment in the Arizona League before being activated at Mahoning Valley on 8/9, finishing the season with five outstanding starts (2.04 ERA).
- ◆ **2016** Limited to 14 starts at Class-A Lake County due to a left elbow strain, did not pitch after 6/23 and underwent left elbow reconstruction in July.
- ◆ **2015** Led AZL Indians with 59 strikeouts, third-most in the league.

CAREER SNAPSHOT

MiLB.COM ORGANIZATION ALL-STAR

2018: Cleveland (AL)

MID-SEASON ALL-STAR

2018: Lynchburg (CAR)

PERSONAL/MISCELLANEOUS

Full name **SAMUEL D. HENTGES**...Single...Graduated from Mounds View High School in Arden Hills, MN in 2014 and pitched the school to the Class 3A Minnesota state baseball title during his junior and senior years...Finished senior season with an 8-0 record and a 0.56 earned-run average (85 strikeouts in 50 innings)...Named 2013-14 **Gatorade** Minnesota Baseball Player of the Year...Growing up, his favorite player to watch was Torii Hunter with the Minnesota Twins....Enjoys golfing away from the field.



CÉSAR HERNÁNDEZ 7

Age: 29, born May 23, 1990 in Valencia, Venezuela

@Cesarh232

Resides: Valencia, VZ Position: Infielder

Bats: S Throws: R Height: 5-10 Weight: 195

ML Service: 5 + 154 Pronunciation: \SAY-zahr air-NAHN-dehz\

Contract Status: Signed thru 2020

Acquired: December 29, 2019; Signed by Cleveland to a Major League free agent contract.

YEAR	CLUB	AVG	G	AB	R	H	2B	3B	HR	RBI	SH	SF	HB	BB	SO	SB	CS	SLG	OBP	OPS	E
2007	VSL Phillies	.276	54	181	32	50	7	8	2	21	7	2	4	11	30	6	4	.436	.328	.765	15
2008	VSL Phillies	.315	60	197	31	62	7	6	1	24	1	2	1	33	22	19	7	.426	.412	.838	8
2009	GCL Phillies	.267	41	150	21	40	5	1	0	18	1	3	4	17	20	13	5	.313	.351	.664	10
2010	Williamsport	.325	65	255	36	83	13	2	0	23	0	3	3	26	27	32	6	.392	.390	.782	7
2010	Clearwater	.268	119	421	47	113	7	4	4	37	5	2	1	23	80	23	10	.333	.306	.639	13
2012	Reading	.304	103	411	50	125	26	11	2	51	10	2	0	27	67	16	12	.436	.345	.781	15
	Lehigh Valley	.248	30	121	13	30	4	1	0	6	3	1	0	4	11	5	3	.298	.270	.567	5
2013	Lehigh Valley	.309	104	391	59	121	12	*9	2	34	5	2	1	41	81	32	8	.402	.375	.776	12
	Philadelphia	.289	34	121	17	35	5	0	0	10	0	0	1	9	26	0	3	.331	.344	.674	6
	Reading	.500	3	10	2	5	1	0	0	3	1	1	0	1	1	1	0	.600	.500	1.100	1
2014	Philadelphia	.237	66	114	13	27	2	0	1	4	1	1	0	9	33	1	1	.281	.290	.571	3
	Reading	.340	26	103	13	35	4	1	3	14	0	1	0	13	13	1	3	.485	.410	.896	9
	Lehigh Valley	.256	40	156	23	40	6	3	0	10	0	0	0	15	34	7	4	.333	.322	.655	7
2015	Philadelphia	.272	127	405	57	110	20	4	1	35	4	1	2	40	86	19	5	.348	.339	.687	9
2016	Philadelphia	.294	155	547	67	161	14	#11	6	39	5	2	2	66	116	17	13	.393	.371	.764	12
2017	Philadelphia	.294	128	511	85	150	26	6	9	34	0	1	4	61	104	15	5	.421	.373	.793	11
	Clearwater	.143	4	7	2	1	0	0	0	1	0	0	1	9	2	0	0	.143	.647	.790	0
2018	Philadelphia	.253	161	605	91	153	15	3	15	60	1	3	4	95	155	19	6	.362	.356	.718	12
2019	Philadelphia	.279	161	612	77	171	31	3	14	71	0	4	6	45	100	9	2	.408	.333	.741	12
Minor Lge. Totals		.293	649	2403	329	705	92	46	14	242	33	19	15	220	388	155	62	.387	.354	.741	102
CLEVELAND TOTALS		--	--	--	--	--	--	--	--	--	--	--	--	--	--	--	--	--	--	--	--
American League		--	--	--	--	--	--	--	--	--	--	--	--	--	--	--	--	--	--	--	--
National League		.277	832	2915	407	807	113	27	46	253	11	12	19	325	620	80	35	.381	.352	.733	65
MLB TOTALS		.277	832	2915	407	807	113	27	46	253	11	12	19	325	620	80	35	.381	.352	.733	65

CAREER TRANSACTIONS

- 2017 Signed as an amateur free agent with the Philadelphia Phillies, 7/2.
- 2015 DL - dislocated left thumb, 9/14-remainder of the season.
- 2017 DL - left oblique strain, 6/10-7/16. Rehab assignment in Single-A Clearwater, 7/12-16.
- 2019 Granted Free Agency, 12/2.
- 2019 Signed as a Free Agent with the Cleveland Indians, 12/29.

FIELDING BY POSITION

PCT	G	PO	2019				TC	DP	PCT	G	PO	CAREER			
			A	E	A	E						TC	DP		
.981	157	271	354	12	637	96	Second Base	.981	696	1145	1726	55	2926	423	
-	-	-	-	-	-	-	Third Base	.912	24	13	39	5	57	2	
-	-	-	-	-	-	-	Shortstop	.984	21	24	38	1	63	8	
-	-	-	-	-	-	-	Outfield	.918	22	45	0	4	49	0	
.981	157	271	354	12	637	96	Totals	.979	763	1227	1803	65	3095	433	

2019 SEASON HIGHLIGHTS

- ◆ Spent his seventh and final season with the Phillies, ranking tied for first in the NL in infield hits (25), second in singles (123) and games (161), tied for ninth in bunt hits (4) and 10th in multi-hit games (49), leading the Phillies with 171 hits...His 49 multi-hit games marked a new career best (previous: 44 in 2016)...Set career highs in at-bats (612), hits (171), doubles (31), XBH (48), RBI (71), total bases (250), GA RBI (14), GW RBI (10), SF (4) and HBP (6)...Ranked 2nd in MLB with 170 hits as a 2nd baseman, trailing only ATL's Ozzie Albies (188)...Third among NL second basemen in runs, doubles, RBI and fourth in bWAR (2.5)... The switch-hitting native of Valencia, Venezuela has appeared in 161 games in each of the last two seasons and has posted a 2.5 bWAR-or-higher in three of the last four campaigns.

CAREER SNAPSHOT

MLBPAA PHILLIES HEART AND HUSTLE AWARD

2018: Philadelphia (NL)

MILB.COM ORGANIZATION ALL-STAR

2012: Philadelphia (NL)

2013: Philadelphia (NL)

POST-SEASON ALL-STAR

2012: Reading (EAS)

2013: Lehigh Valley (INT)

MID-SEASON ALL-STAR

2010: Williamsport (NYP)

2012: Reading (EAS)

2013: Lehigh Valley (INT)

- ◆ Was limited to 10 games in spring training due to a Grade 1 flexor strain in his right hip; was sidelined from ML game action from 2/26-3/13...Batted .327 (32-98), 8 2B, 3B, 4 HR, 19 RBI in 28 games during May...Recorded multiple hits in a career-best six consecutive games, 6/21-26; becoming the first Phillie to do so since 2008 (Chase Utley)...On Aug. 28 vs. Pittsburgh, logged his fourth career game with at least 3 hits and 3 RBI; had 2 such games in 2019 (other: 5/8 at STL)...Slugged 13 of his 14 HR as a left-handed hitter
- ◆ Hit 3 leadoff home runs: 9/7 at NYM (Marcus Stroman), 9/12 vs ATL (Julio Teheran) and 9/28 vs MIA (Caleb Smith)...Finished Phils career ranked fourth in franchise history with 11 career leadoff.

PRO CAREER

- ◆ **2018** Among all NL players, ranked T-1st in bunt hits (8), 3rd in infield hits (26), 4th in pitches/PA (4.25)...Among all MLB 2nd basemen, ranked 1st in walks (94) & times on base (249), 3rd in runs (89), OBP (.358) & SB (19) and 5th in hits (151)...Led MLB in total pitches faced (3,009); it was the most pitches faced in a season since 2016 and most by a Phillie since 2009...Reached base safely in 28 consecutive games (.367 OBP) from 4/22-5/25, the second-longest on-base streak of his career (most: 29 straight games, 8/24-9/24/16)...Played much of the second half with a broken bone in his foot.
- ◆ **2017** Became the first Phillie to hit a leadoff HR on Opening Day since 1938 (Emmett Mueller).
- ◆ **2016** Finished 1st in the NL in infield hits (34) & bunt hits (15)...His 15 bunt hits were the most by a Phil-IE in one season since 1975, when Larry Bowa also had 15.
- ◆ **2015** Left the game, 9/13 vs CHI, after a collision at 1st base and was placed on the 60-day DL the next day (dislocated left thumb).
- ◆ **2014** Slugged his 1st career HR, 5/17 vs CIN (Sam LeCure).
- ◆ **2013** Began the season with Lehigh Valley...Was recalled on 5/29 and made MLB debut that day vs. Boston...Singled for his 1st ML hit, 5/30 vs Boston (Franklin Morales)...Batted .301 (28-93) in 25 September games for PHI.
- ◆ **2012** Batted a combined .291 (155-532), 30 2B, 12 3B, 2 HR, 57 RBI, 31 BB, 21 SB, 63 R in 133 games.

PERSONAL/MISCELLANEOUS

Full name **CÉSAR AUGUSTO HERNÁNDEZ**...Married, Gabriela Altuve...One daughter, Nathalia Gabriela...Attended Unidad Educativa Cabriales, where he played basketball, volleyball and baseball... Hobbies: Spending time with his daughter and reading the Bible...Signed by: Sal Agostinelli and Jesús Méndez.

HERNÁNDEZ' CAREER GAME HIGHS

HITS: 4, eight times, last Sept. 8, 2018 at NYM; **RUNS:** 3, many times; **DOUBLES:** 2, several; **HR:** 1, several; **RBI:** 3, many; **SB:** 2, seven times, last Sept. 8, 2019 at NYM; **BB:** 3, many; **HITTING STREAK:** 13 games – 7/26-8/9/17; **GRAND SLAMS:** N/A; **LEAD-OFF HR:** 11, last Sept. 28, 2019 vs. Miami; **WALK-OFF HR:** N/A; **PINCH-HIT HR:** N/A.



CAM HILL

78

SPRING INVITEE

Age: 25, born May 24, 1994 in Oklahoma City, OK

Resides: El Reno, OK

Position: Pitcher

Bats: R **Throws:** R

Height: 6-1 **Weight:** 200

ML Service: 0 + 000

Contract Status: Signed thru 2020

Acquired: Selected by Cleveland in the 17th round (518th overall) in the 2014 First-Year Player Draft.



@CamPrice_
cameronhill_

OPPONENTS

YEAR	CLUB	W-L	ERA	G	GS	CG	SHO	SV	IP	H	R	ER	HR	HB	BB	SO	WP	BK	AVG	SLG	OBP
2014	Mahoning Valley	1-2	1.76	14	12	0	0	0	56.1	39	11	11	1	3	20	33	3	0	.202	.275	.287
2015	Lake County	5-4	1.53	42	0	0	0	10	59.0	36	14	10	1	3	20	70	5	0	.173	.236	.253
2016	Lynchburg	6-1	2.41	31	0	0	0	3	56.0	51	17	15	3	0	14	57	1	1	.245	.361	.289
	Columbus	0-0	0.00	1	0	0	0	0	2.2	2	0	0	0	0	1	2	0	0	.222	.222	.300
	Akron	0-0	2.51	10	0	0	0	3	14.1	11	4	4	2	0	1	10	1	0	.204	.333	.218
2017	Akron	4-4	3.18	41	0	0	0	13	62.1	55	26	22	7	1	16	50	1	0	.235	.363	.285
	Columbus	0-0	0.00	2	0	0	0	0	2.0	2	0	0	0	0	1	0	0	0	.250	.250	.333
2018	Columbus	0-0	6.59	16	0	0	0	3	13.2	15	11	10	5	0	8	13	3	0	.278	.611	.371
2019	Lake County	0-0	0.00	5	0	0	0	0	6.0	3	0	0	0	0	1	8	0	0	.136	.136	.174
	Mahoning Valley	0-0	0.00	2	0	0	0	0	2.0	1	0	0	0	0	0	4	0	0	.143	.143	.143
	Columbus	4-2	4.74	21	0	0	0	1	24.2	23	13	13	5	1	12	36	3	0	.250	.446	.343
Minor Lge. Totals		20-13	2.56	185	12	0	0	33	299.0	238	96	85	24	8	94	283	17	1	.219	.332	.284

CAREER TRANSACTIONS

2014 Selected by the Cleveland Indians in the 17th round of the June Draft.

2019 SEASON HIGHLIGHTS


◆ Season began on June 7 after missing the latter half of 2018 due to right elbow surgery...Appeared in seven games between Single-A Lake County and Mahoning Valley before being activated at AAA Columbus on July 1...Appeared in 21 Triple-A games to finish out the season, posting a 2.42 ERA over his first 18 appearances (6 ER/22.1 IP) before allowing 7 runs/ER over his last three outings (2.1 IP)...Allowed three runs in 3.2 IP in the AAA postseason (3 G).

PRO CAREER

- ◆ **2018** Season was limited to 16 relief appearances after opening the campaign on the Disabled List after suffering a forearm strain in Spring Training...Season began on 5/15 and was shutdown on 6/28 with continued elbow soreness...Underwent reconstructive elbow surgery in July.
- ◆ **2017** Spent most of the year at AA Akron before making his final two appearances with the Columbus Clippers following 8/31 promotion...Over his last 13 appearances at Akron he posted an ERA of 1.42 (2ER/12.2IP)...Was named an Eastern League Midseason All-Star after posting a first half ERA of 2.66 in 25 outings (47.1IP, 39H, 14ER)...Finished tied for 7th in the EL in saves and tied for 10th in games pitched ...Limited left-handed batters to a .178 (16-90, 1HR) average against and EL batters hit .218 (12/55) off him with RISP.
- ◆ **2016** Began year with Lynchburg and combined on the year between three levels he posted an ERA of 2.34 in 42 relief outings (73.0IP, 64H, 19ER, 16BB, 69SO)...Pitched in 9 games for Mesa in the Arizona Fall League after the season.
- ◆ **2015** Transitioned to the bullpen after starting in 2014 and recorded a 1.53 ERA and 0.95 WHIP.

PERSONAL/MISCELLANEOUS

Full name **CAMERON PRICE HILL**...Single...Attended El Reno High School in Oklahoma, graduating in 2012...Pitched at Seminole State in 2013 and Redlands Community College (El Reno, OK) in 2014 at the collegiate level...Favorite players growing up were Derek Jeter, Mike Mussina and Pedro Martinez.



JAMES HOYT

50

Age: 33, born September 30, 1986 in Boise, ID

Resides: San Diego, CA

Position: Pitcher

Bats: R Throws: R

Height: 6-6

Weight: 230

ML Service: 1 + 108

Contract Status (Options Remaining): Signed thru 2020 (1)

Acquired: December 4, 2019; Signed by Cleveland to a Major League free agent contract.



@JamesHoyt51

jameshoyt21

YEAR	CLUB	W-L	ERA	G	GS	CG	SHO	SV	IP	H	R	ER	HR	HB	BB	SO	WP	BK	AVG	SLG	OBP	OPPONENTS		
2011	Yuma (NABL)	2-0	4.34	19	1	0	0	1	37.1	34	21	18	4	3	24	50	7	0	--	--	--			
2012	Edinburg (NABL)	0-0	1.04	12	0	0	0	1	17.1	13	4	2	0	1	10	19	2	1	--	--	--			
	Tabasco (MEX)	0-2	2.03	11	0	0	0	1	13.1	12	6	3	1	2	7	20	3	0	.235	.333	.350			
	Wichita (IND)	2-0	2.61	11	0	0	0	1	10.1	9	3	3	0	1	5	15	2	0	--	--	--			
2013	Lynchburg	3-2	4.89	17	3	0	0	0	49.2	39	27	27	3	1	25	72	10	0	.213	.306	.305			
	Mississippi	0-1	2.48	22	0	0	0	1	32.2	17	9	9	1	1	13	33	5	0	.147	.233	.238			
2014	Mississippi	2-2	1.14	28	0	0	0	6	31.2	19	5	4	1	0	10	43	2	0	.170	.241	.236			
	Gwinnett	1-1	5.46	24	0	0	0	1	28.0	38	18	17	4	2	14	34	6	0	.314	.463	.388			
2015	Fresno	0-1	3.49	47	0	0	0	9	49.0	48	23	19	1	3	11	66	5	0	.246	.328	.294			
2016	Fresno	4-3	1.64	49	0	0	0	*29	55.0	29	14	10	2	0	19	93	4	0	.154	.213	.231			
	Houston	1-1	4.50	22	0	0	0	0	22.0	16	12	11	5	1	9	28	3	0	.203	.418	.289			
2017	Fresno	2-0	1.93	13	0	0	0	4	14.0	10	3	3	1	1	6	18	3	0	.196	.294	.293			
	Houston	1-0	4.38	43	0	0	0	0	49.1	51	24	24	7	2	14	66	4	0	.262	.431	.318			
2018	Fresno	0-3	2.25	25	0	0	0	5	28.0	19	11	7	2	2	8	33	1	1	.192	.273	.264			
	Houston	0-0	0.00	1	0	0	0	0	0.1	1	0	0	0	0	1	0	0	0	.500	.500	.667			
	Columbus	0-1	10.13	3	0	0	0	0	2.2	5	3	3	1	0	2	1	0	0	.385	.692	.467			
2019	Columbus	2-0	3.43	40	2	0	0	4	42.0	46	17	16	3	4	20	48	8	0	.279	.400	.368			
	CLEVELAND	0-0	2.16	8	0	0	0	0	8.1	6	2	2	2	0	2	10	0	0	.200	.467	.250			
Minor Lge. Totals		14-16	3.07	279	5	0	0	60	346.0	282	136	118	20	16	135	462	48	1	.218	.312	.297			
CLEVELAND TOTALS		0-0	2.16	8	0	0	0	0	8.1	6	2	2	2	0	2	10	0	0	.200	.467	.250			
American League		2-1	4.16	74	0	0	0	0	80.0	74	38	37	14	3	26	104	7	0	.242	.431	.307			
National League		--	--	--	--	--	--	--	--	--	--	--	--	--	--	--	--	--	--	--	--			
M.L. TOTALS		2-1	4.16	74	0	0	0	0	80.0	74	38	37	14	3	26	104	7	0	.242	.431	.307			

CAREER TRANSACTIONS

- 2012 Signed as a Free Agent with the Atlanta Braves, 11/15.
- 2015 Traded by the Atlanta Braves with Evan Gattis to the Houston Astros for Andrew Thurman, Mike Foltyniewicz and Rio Ruiz, 1/14.
- 2018 DL - left oblique strain, 3/26-4/6. Rehab AAA Fresno, 4/5-6.
- 2018 Traded by the Houston Astros to the Cleveland Indians for Tommy DeJuneas, 7/6.
- 2018 DL - right knee strain, 9/4-remainder of season. Granted Free Agency, 11/30.
- 2018 Signed as a Free Agent with the Cleveland Indians, 12/1.
- 2019 Granted Free Agency, 12/2. Signed as a Free Agent with the Cleveland Indians, 12/4.

FIELDING BY POSITION

PCT	G	PO	2019					PCT	G	PO	CAREER				
			A	E	TC	DP	A				E	TC	DP		
-	8	-	-	-	-	-	Pitcher	.889	74	4	4	1	9	1	

PITCHERS HITTING

AVG	AB	2019				AVG	AB	CAREER			
		H	HR	RBI	H			HR	RBI		
-	-	-	-	-	.000	1	0	0	0		

2019 SEASON HIGHLIGHTS

- ◆ Spent the majority of the regular season in AAA Columbus, posting a 2-0 mark with 4 saves and a 3.43 ERA in 40 relief outings/2 starts (42.0IP, 46H, 16ER, 20BB, 48SO, 3HR)...His season began on May 7 after rehabbing in the spring from September 2018 right knee and elbow surgeries and did not appear in an exhibition game...Got better as the season went along, posting 10 scoreless outings in August (11.1IP, 4H, 0R, 3BB, 12SO, .114 avg), limiting batters to a .189 (10-for-53) mark with RISP for the season....His ERA over his first 17 outings was 5.30 (11ER/18.2IP) thru June 23 and to conclude the Minor League campaign posted a 1.93 ERA (5ER/23.1IP).

- ◆ Promoted to Cleveland on Sept. 1 and made his club debut that day in Tampa Bay, fanning 2 over a perfect inning...Was his first Major League appearance since April 11, 2018 with the Astros, his only MLB outing in 2018...Allowed just two hits and a walk in his first five appearances (5.0IP, 0R, 7K)...Overall in eight Major League appearances, posted a 2.16 ERA (8.1IP, 2ER, 2BB, 10K)... Non-tendered on Dec. 2 and re-signed two days later.

PRO CAREER

- ◆ **2018** Was acquired by Cleveland from the Houston Astros on 7/6 and non-tendered and re-signed after the season...Spent most of the 2018 season in AAA Fresno, posting 5 saves and a 2.25 ERA in 25 relief outings...Following the trade, he was limited to three outings with Triple-A Columbus due to a right knee injury and did not pitch after 7/19...Was placed on the 60-day DL on 9/4...Began the year on the 10-day DL with a strained oblique suffered in spring training... Was on the Houston club, 4/10-16, and made only appearance for the Astros on 4/11 at Minnesota (0.1IP, 1H, 0R)...Underwent a right knee arthroscopic debridement (Dr. Rick Parker) and right elbow arthroscopic debridement (Dr. Mark Schickendantz) on 9/19 at the Cleveland Clinic.
- ◆ **2017** Was one of 12 AL relievers to post a strikeouts per 9.0 innings ratio above 12.00 (12.04), as he struck out 66 batters in 49.1 IP...Set career highs in games, innings, strikeouts, holds (7), SO/9.0IP (12.04) and SO-to-BB ratio (4.71)...Began the season with AAA Fresno and had three separate Major League stints with the Astros.
- ◆ **2016** Pitched in 22 games over the final two months of the season across two stints with the Astros...Struck out 28 batters in his 22.0 innings for an 11.45 strikeout per 9.0 innings ratio...Marked the fourth-highest strikeouts per 9.0 innings ratio by an Astros rookie in club history (min. 20IP)...Selected to the Major League roster from Triple A Fresno on 8/3...Optioned to Triple A on 8/19...Recalled to Houston for a final time on 9/2...Major League debut on 8/3 vs. TOR...At 29 years, 208 days old, became the second-oldest pitcher in club history to make his Major League debut, behind RHP Don Bradley (29 years, 357 days old in 1964)...Earned his first MLB win on 9/6 at CLE after tossing 1.1 scoreless innings, striking out two...Posted a 4-3 record with 29 saves in 32 chances, a 1.64 ERA (10ER/55IP), .154 opponent batting average, 19 walks and 93 strikeouts in 49 appearances at AAA Fresno...Only relief pitcher named to the PCL Postseason All-Star Team...Led the PCL in saves, falling four saves shy of the modern PCL record of 33...Led all Triple A pitchers in strikeouts per 9.0 innings (15.22) and strikeout rate (43.9%) (min. 50IP), while leading all PCL relievers in ERA, opponent batting average and WHIP (min. 50IP).
- ◆ **2015** Reached the Triple-A level for the first time in his career, saving nine of 12 opportunities and posting a 3.49 ERA (19ER/49IP) with 66 strikeouts and just 11 walks in 47 games with Fresno.
- ◆ **2014** Posted a combined 3.17 ERA (21ER/59.2IP) in 52 relief appearances between Double-A Mississippi and Triple-A Gwinnett...Entered 2014 as Atlanta's No. 30 prospect per *Baseball America*.
- ◆ **2013** Compiled a 3.94 ERA (36ER/82.1IP) between A Lynchburg and AA Mississippi...His 105 strikeouts were 10th-most among Braves farmhands, while his .187 opponent batting average was eighth-best among relievers.
- ◆ **2012** Split the season between Independent League Edinburg (5/25-6/19), Mexican League Tabasco (6/30-7/29) and Independent League Wichita (7/30-9/3).

PERSONAL/MISCELLANEOUS

Full name **JAMES ALLEN HOYT**...Graduated from Boise High School (Idaho) in 2005. Following high school, attended Palomar Junior College in California...Redshirted as a freshman in 2006 before playing two seasons (2007-08) with the Comets...Transferred to Centenary College of Louisiana following the 2008 season.... Off-field hobbies include golfing, fishing and traveling.

CAREER SNAPSHOT

MLB.COM ORGANIZATION ALL-STAR

2016: Houston (AL)

BASEBALL AMERICA TRIPLE-A ALL-STAR

2016: Fresno (PCL)

POST-SEASON ALL-STAR

2016: Fresno (PCL)

MID-SEASON ALL-STAR

2014: Mississippi (SOU)

2016: Fresno (PCL)

CTRIBE TIDBITS


Went undrafted out of Centenary College and left the game of baseball, choosing to work on sailboats in San Diego instead.

Tried out for the Yuma Scorpions of the Independent League in 2011, which was coached by former Major League Jose Canseco.

Made the team and remained with Yuma for the 2011 season before the club collapsed...Played for two more Independent teams in 2012, and was eventually signed by Tabasco of the Mexican League

HOYT's CAREER GAME HIGHS

BB (relief): 2, Sept. 23, 2016 vs. Los Angeles-AL; **K's (relief):** 5, May 2, 2017 vs. Texas; **LONGEST OUTING (relief):** 2.0IP, four times, last, Aug. 8, 2017 at Chicago-AL; **HR:** 2, August 18, 2016 at Baltimore; **LAST WIN:** May 2, 2017 vs. Texas; **LAST SAVE:** n/a.



DANIEL JOHNSON 71

Age: 24, born July 11, 1995 in Vallejo, CA

Resides: Vallejo, CA

Position: Outfielder

Bats: L

Throws: L

Height: 5-10

Weight: 200

ML Service: 0 + 000

Contract Status (options remaining): Signed thru 2020 (3)

Acquired: November 30, 2018; Acquired from the Washington Nationals with RHP Jeffrey Rodriguez and a player to be named (INF Andruw Monasterio) in exchange for C Yan Gomes.



@jetJohnson707

Jet_Johnson7

YEAR	CLUB	AVG	G	AB	R	H	2B	3B	HR	RBI	SH	SF	HB	BB	SO	SB	CS	SLG	OBP	OPS	E
2016	Auburn	.265	62	245	25	65	9	4	1	14	0	1	10	7	42	13	3	.347	.312	.659	4
2017	Hagerstown	.300	88	327	61	98	16	4	17	52	1	3	11	22	70	12	9	.529	.361	.890	4
	Potomac	.294	42	170	22	50	13	0	5	20	0	1	1	13	30	10	2	.459	.346	.805	0
2018	Harrisburg	.267	89	356	48	95	19	7	6	31	2	3	7	23	90	21	4	.410	.321	.731	2
	GCL Nationals	.300	7	20	3	6	0	0	1	4	0	0	2	2	2	1	0	.450	.417	.867	1
2019	Akron	.253	39	146	25	37	7	2	10	33	1	1	3	16	39	6	3	.534	.337	.872	1
	Columbus	.306	84	337	51	103	27	5	9	44	0	5	4	34	79	6	7	.496	.371	.867	5
Minor Lge. Totals		.284	411	1601	235	454	91	22	49	198	4	14	38	117	352	69	28	.460	.344	.804	17

CAREER TRANSACTIONS

2016 Selected by the Washington Nationals in the 5th round (154th overall) of the June Draft. Signed, 6/16.

2018 Acquired by Cleveland from the Washington Nationals with Jeffrey Rodriguez and a player to be named in exchange for C Yan Gomes, 11/30. The acquisition of Andruw Monasterio completed the trade, 12/17.

2019 SEASON HIGHLIGHTS

◆ Split the season between AA Akron and AAA Columbus, batting a combined .290 (140-for-483) with 76 runs, 34 2B, 7 3B, 19 HR and 77 RBI in 123 games (.361/.507/.868)...Was named an organizational All-Star by *MLB.com* and finished T1st among Indians farmhands in XBH (60), T3rd in RBI, 4th in runs and 8th in average...Started the year in Akron and was promoted to Columbus on May 25, spending the remainder of the year with the Clippers...Reached base via hit or BB in 22 straight games, June 26-July 27...Enjoyed a 5-RBI game, Aug. 22 vs. Louisville and had back-to-back 4-RBI games, April 13-15...Hit .333 (35-for-105) in July...After the season appeared in 25 games for Escocido in the Dominican Winter League (.235, 11 RBI).

PRO CAREER

◆ 2018 Season was limited to 96 games due to a broken right hamate bone (hand) that required surgery...Hit .327 (37-for-113) with 8 2B, 3 3B, 5 RBI and 9 steals in 28 May games...Appeared in 18 games after the season in the Arizona Fall League (.145, 9-for-62)...Rated as the 15th-best prospect in the Indians system by *ESPN's* Keith Law (entering 2019 season)

◆ 2017 Began the season with Single-A Hagerstown before a promotion to Single-A Potomac on 7/23...Hit a combined .298 with 29 doubles, 4 triples, 22 HR, 72 RBI, 35 walks, 22 SB and 83 runs in 130 games...Ranked among Washington farmhands in avg (3rd, .298), HR (3rd, 22), RBI (5th, 72) and SB (4th, 22)...Was one of just 10 players in all of Minor League Baseball (one of four at the Single-A level) to record at least 20 HR and 20 SB...His .505 slugging percentage was good for eighth among all Single-A players and his .861 OPS was 10th...17 HR in South Atlantic League play were ultimately tied for the second-most in league during the 2017 season...Entered the season rated as the No. 28 prospect in Washington's system per *MLB.com*.

PERSONAL/MISCELLANEOUS

Full name DANIEL JOHNSON...Single...Was the 2016 Western Athletic Conference Player of the Year...He led the WAC in batting average, slugging pct, HR, hits, total bases, runs and steals during conference play...On the season, he hit .382 (94-for-246) with 11 doubles, 7 triples, 12 homers, 50 RBI, 18 walks, 29 stolen bases and 67 runs scored in 57 games...Graduated from Jesse Bethel High School in Vallejo (CA), where he played baseball and basketball.

CAREER SNAPSHOT

- 2018 WSH No. 8 prospect, per *Baseball America*
- 2018 "Best Power Hitter", per *Baseball America*
- 2017 WSH 2017 Minor League Player of the Year
- MLB.COM ORGANIZATION ALL-STAR
- 2017: Washington (NL)
- 2019: Cleveland (AL)
- POST-SEASON ALL-STAR
- 2017: Hagerstown (SAL)
- MID-SEASON ALL-STAR
- 2017: Hagerstown (SAL)

CTRIBE TIDBITS

Was initially cut as a walk-on from the New Mexico State roster in 2012 after they recruited him after seeing him pitch a mop-up inning at the Arizona Classic...They first inquired about his pitching, which he seldom did...Transferred to NE Oklahoma A&M for 2014 and then went back to NM State for his sophomore and junior seasons (2015-2016).

2020 PUBLICATION CLUB PROSPECT RANKINGS

<i>Baseball America</i>	23rd
<i>MLB.com</i>	13th
<i>Baseball Prospectus</i>	9th



JAMES KARINCHAK 70

Age: 24, born September 22, 1995 in Newburg, NY

Resides: Walden, NY

Position: Pitcher

Bats: R

Throws: R

Height: 6-3

Weight: 215

ML Service: 0 + 017

Pronunciation: \karin-cheek\

Contract Status (options remaining): Signed thru 2020 (3)

Acquired: Selected by Cleveland in the 9th round (282nd overall) of the 2017 First-Year Player Draft.



		OPPONENTS																			
YEAR	CLUB	W-L	ERA	G	GS	CG	SHO	SV	IP	H	R	ER	HR	HB	BB	SO	WP	BK	AVG	SLG	OBP
2017	Mahoning Valley	2-2	5.79	10	6	0	--	0	23.1	30	15	15	1	0	9	31	1	0	.319	.468	.379
2018	Lake County	3-0	0.79	7	0	0	0	1	11.1	8	1	1	0	0	7	20	2	0	.200	.275	.319
	Lynchburg	1-1	1.00	25	0	0	0	13	27.0	14	6	3	1	0	17	45	2	1	.161	.241	.295
	Akron	0-1	2.61	10	0	0	0	0	10.1	7	3	3	1	0	12	16	1	0	.189	.324	.388
2019	Akron	0-0	0.00	10	0	0	0	6	10.0	2	0	0	0	0	2	24	3	0	.061	.061	.114
	Columbus	1-1	4.67	17	0	0	0	2	17.1	14	10	9	2	0	13	42	2	0	.215	.308	.346
	AZL Indians(Blue)	0-0	0.00	3	0	0	0	0	3.0	0	0	0	0	0	2	8	0	0	.000	.000	.182
	CLEVELAND	0-0	1.69	5	0	0	0	0	5.1	3	1	1	0	0	1	8	2	0	.150	.200	.182
	Minor Lge. Totals	7-5	2.73	82	6	0	0	22	102.1	75	35	31	5	0	62	186	11	1	.205	.301	.319
	CLEVELAND TOTALS	0-0	1.69	5	0	0	0	0	5.1	3	1	1	0	0	1	8	2	0	.150	.200	.182
	American League	0-0	1.69	5	0	0	0	0	5.1	3	1	1	0	0	1	8	2	0	.150	.200	.182
	National League	--	--	--	--	--	--	--	--	--	--	--	--	--	--	--	--	--	--	--	--
	M.L. TOTALS	0-0	1.69	5	0	0	0	0	5.1	3	1	1	0	0	1	8	2	0	.150	.200	.182

CAREER TRANSACTIONS

2017 Selected by the Cleveland Indians in the 9th round (282nd overall) of the June Draft.

FIELDING BY POSITION

2019								CAREER							
PCT	G	PO	A	E	TC	DP		PCT	G	PO	A	E	TC	DP	
.000	5	0	0	1	1	0	Pitcher	.000	5	0	0	1	1	0	

PITCHERS HITTING

2019					CAREER				
AVG	AB	H	HR	RBI	AVG	AB	H	HR	RBI
-	-	-	-	-	-	-	-	-	-

2019 SEASON HIGHLIGHTS

- Recorded a terrific Minor League campaign and was promoted to the Major Leagues on September 13 in just his third professional season...Compiled a Minor League record of 1-1 with 8 saves and a 2.67 ERA across 30 relief appearances for the AZL Indians (Blue), AA Akron and AAA Columbus (30.1IP, 16H, 9ER, 17BB, 74SO, .150 avg)... For the regular season, he averaged a Minor League-best 22.0 strikeouts per 9.0 IP and fanned 74 of the 125 batters he faced (59%)...He began the season in Akron, was promoted to Columbus on May 3 and was on the 7-day Injured List, May 11-July 23, with a right hamstring strain...Rehabbed with the Rookie Arizona League team, July 16-21, before returning to Columbus.

- Struck out at least one batter in 29 of 30 outings, at least two batters in 26 of 30 and recorded three or more strikeouts in 18 of 30 appearances...Tossed a season-high 2.0 IP on August 21 vs. Louisville...Did not allow a run over his first 13 outings on the season between Akron and Columbus, allowing just 5 hits while fanning 32 batters over 13.0 innings... He recorded 3.1 scoreless innings over three postseason appearances for International League champion Columbus (2H, 4BB, 8SO)... Overall Minor League hitters batted .150 (16-for-107, 2HR), right-handed hitters hit .200 (14-for-70, 2HR, 47 SO) and lefties batted just .054 (2-for-37, 27 SO)...Batters hit .146 (7-for-48) with runners on with 36 strikeouts...After the season was named an organizational All-Star by MLB.com for the first time.

CAREER SNAPSHOT

MLB.COM ORGANIZATION ALL-STAR

2019: Cleveland (AL)

MLB Debut: Sept. 14, 2019 vs. MIN

2020 PUBLICATION CLUB PROSPECT RANKINGS

Baseball America	16th
MLB.com	14th
Baseball Prospectus	4th

- ◆ Made his Major League debut on Sept. 14 in the second game of a split doubleheader vs. Minnesota, recording three strikeouts in 1.1 scoreless innings of relief...Made five MLB relief appearances in September, recording a 1.69 ERA (5.1IP, 3H, 1R/ER) with a walk and eight strikeouts.

PRO CAREER

- ◆ **2018** Split the season between Lake County, Lynchburg and AA Akron, going a combined 4-2 with a 1.29 ERA in 42 relief outings (48.2IP, 29H, 36BB, 81SO, .177 avg, .595 OPS)...Finished fifth in the Carolina League in saves (13).

PERSONAL/MISCELLANEOUS

Full name **JAMES STEPHEN KARINCHAK**...Single...Three-year letter winner at Valley Central HS in Walden, NY... Pitched three seasons at Bryant College in Smithfield, RI, going a combined 26-11 with a 2.83 ERA in 42 games/39 starts (229.0IP, 169H, 72ER, 272SO)...Second Team All-NEC as a junior despite battling shoulder issues... Named first preseason All-American in program history ... Went 6-3 with a 3.65 ERA in 13 starts as a junior and finished his Bryant career second all-time in SO and T3rd in wins...As a sophomore in 2016, went school record 12-3 (5th in NCAA) with a 2.00 ERA in 15 starts (21ER/94.2IP/112SO)...Struck out eight and allowed just one run on three hits over 6 1/3 innings against East Carolina in the 2016 NCAA Tournament...Big fan of the Yankees growing up, favorite players were Mariano Rivera and Derek Jeter

CTRIBE TIDBITS

Changed curveball grip in early March 2019, was not satisfied with his spin metrics after a live BP session and changed to a spiked grip used by Mike Mussina at the suggestion of current Asst. Director of PD, Cody Buckel.

KARINCHAK'S CAREER GAME HIGHS

BB (relief): 1, Sept. 27, 2019 at Washington; **K's (relief):** 3, Sept. 14, 2019 vs. Minnesota; **LONGEST OUTING (relief):** 1.1IP, 2x, last Sept. 25, 2019 at Chicago-AL; **HR:** n/a; **LAST WIN:** n/a; **LAST SAVE:** n/a.

BIRTHDAYS FOR 2020 INDIANS

JANUARY

21.....Zach Plesac (1995)

FEBRUARY

3.....Kyle Dowdy (1993)
13.....Beau Taylor (1990)
26.....Argenis Angulo (1994)

MARCH

13.....Sandy León (1989)
15.....Greg Allen (1993)
18.....Emmanuel Clase (1998)
20.....Brad Hand (1990)
21.....Carlos Carrasco (1987)
22.....Ernie Clement (1996)
25.....Phil Maton (1993)

APRIL

8.....Carlos Santana (1986)
22.....Terry Francona (1959)
24.....Tyler Naquin (1991)

MAY

23.....Logan Allen (1997)
23.....César Hernández (1990)
24.....Cam Hill (1994)
29.....Bobby Bradley (1996)
29.....Nick Wittgren (1991)
29.....Ka'ai Tom (1994)
30.....Christian Arroyo (1996)
31.....Shane Bieber (1995)

JUNE

12.....Aaron Civale (1995)
18.....Sandy Alomar (1966)

JULY

7.....Franmil Reyes (1995)
11.....Daniel Johnson (1995)
14.....Andrew Velazquez (1994)
18.....Sam Hentges (1996)
26.....Jefry Rodriguez (1993)

AUGUST

2.....Triston McKenzie (1997)
4.....Mike Freeman (1987)
5.....Domingo Santana (1992)
12.....Hunter Wood (1993)
15.....Oliver Pérez (1981)
15.....Adam Cimber (1990)
16.....Delino DeShields (1992)
18.....Yu Chang (1995)
26.....Jean Carlos Mejía (1996)

SEPTEMBER

12.....Jordan Stephens (1992)
17.....José Ramírez (1992)
22.....James Karinchak (1995)
26.....Jordan Luplow (1993)
30.....James Hoyt (1986)

OCTOBER

3.....Adam Plutko (1991)
6.....Jake Bauers (1995)
6.....Scott Moss (1994)

NOVEMBER

3.....Bob Feller (1918)
14.....Francisco Lindor (1993)
20.....Jared Robinson (1994)
27.....Bradley Zimmer (1992)

DECEMBER

16.....Oscar Mercado (1994)
21.....Mike Clevinger (1990)
23.....Roberto Pérez (1988)



TYLER KRIEGER

67 SPRING INVITEE



Age: 26, born January 16, 1994 in Laguna Hills, CA

Resides: Johns Creek, GA **Position:** Utility

Bats: S **Throws:** R **Height:** 6-2 **Weight:** 190

ML Service: 0 + 000

Pronunciation: cree-ger

Contract Status: Signed thru 2020

Acquired: Selected by Cleveland in the 4th round (124th overall) of the 2015 First-Year Player Draft.

YEAR	CLUB	AVG	G	AB	R	H	2B	3B	HR	RBI	SH	SF	HB	BB	SO	SB	CS	SLG	OBP	OPS	E
2016	Lake County	.313	69	262	51	82	13	4	3	35	0	4	4	29	66	15	8	.427	.385	.812	11
	Lynchburg	.282	59	220	33	62	13	4	2	23	2	3	4	28	52	6	7	.405	.369	.773	5
2017	Akron	.225	119	418	55	94	25	2	6	43	5	7	8	42	107	12	6	.337	.303	.640	15
2018	Akron	.276	123	468	69	129	22	4	5	55	3	5	4	38	88	19	10	.372	.332	.704	4
2019	Akron	.211	48	161	24	34	6	1	3	17	3	2	3	16	40	8	3	.317	.291	.608	7
	Columbus	.196	13	46	4	9	1	0	1	3	0	0	0	6	13	2	0	.283	.288	.571	2
Minor Lge. Totals		.260	431	1575	236	410	80	15	20	176	13	21	23	159	366	62	34	.368	.333	.701	44

WORLD BASEBALL CLASSIC RECORD

YEAR	CLUB	AVG	G	AB	R	H	2B	3B	HR	RBI	SH	SF	HBP	BB	SO	SB	CS	E
2017	Team Israel	.167	6	18	1	3	0	0	0	4	0	0	1	6	4	0	0	0

CAREER TRANSACTIONS

2012 Selected by the Seattle Mariners in the 35th round of the June Draft. Did not sign.

2015 Selected by the Cleveland Indians in the 4th round (124th overall) of the June draft.

2019 SEASON HIGHLIGHTS

- ◆ Split the first three months of the season between AA Akron and AAA Columbus, but injuries and illness limited him to just 61 games and a .208 (43-for-207) average...Was on the Injured List in June with a left quad strain and then did not play after July 11 due to an illness...Appeared in 45 games at third base, 10 games in LF and 2 games at second base.

CAREER SNAPSHOT

MILB.COM ORGANIZATION ALL-STAR

2016: Cleveland (AL)

MID-SEASON ALL-STAR

2016: Lake County (MID)

PRO CAREER

- ◆ **2018** Finished 7th in hits (129) and 9th in at-bats (468) in Eastern League...Led Akron in hits (129) and tied for team lead in games played (123)...Appeared in 54 games in LF, 34 games in CF and 17 games at second base.
- ◆ **2017** Tied for Akron team lead with career-high 25 doubles...Played for Team Israel in the World Baseball Classic prior to season, helping them to a sixth place finish...Played for Glendale Desert Dogs in Arizona Fall League.
- ◆ **2016** Entered the season ranked as the No. 20 prospect in Indians organization by *Baseball America*...Recorded 23-game hitting streak from 5/20-6/13, the 3rd-longest streak in all of Minor Leagues.
- ◆ **2015** Was shutdown after signing to rehab shoulder from previous 2013 surgery at Clemson.

PERSONAL/MISCELLANEOUS

Full name **TYLER BRAM KRIEGER**...Single...Played three seasons at Clemson, 2013-15...Batted .339 (80-for-236), with 14 doubles, one triple, one home run and 41 RBI during his junior season at Clemson...Was a second-team All-ACC selection and a Brooks Wallace Shortstop-of-the-Year Award Watch List member as a sophomore, hitting .338 with 49 runs, 18 doubles, 2 homers, and 32 RBI...Named the 11th-best preseason ACC prospect for the 2015 draft by *Perfect Game*... His father, Bram, played baseball at Ithaca College....Attended Northview High School in Johns Creek, Georgia, where he was an *ESPN* all-state selection...Grew up an Atlanta Braves fan, his favorite player being Chipper Jones.



SANDY LEÓN

9

Age: 31, born March 13, 1989 in Maracaibo, Venezuela

Resides: Ft. Myers, FL

Position: Catcher

Bats: S

Throws: R

Height: 5-10

Weight: 235

ML Service: 5 + 144

Pronunciation: /lay-OHN/

Contract Status: Signed thru 2020

Acquired: December 2, 2019; Acquired from the Boston Red Sox for RHP Adenys Bautista.



@sandyleon41



sandyleon41

YEAR	CLUB	AVG	G	AB	R	H	2B	3B	HR	RBI	SH	SF	HB	BB	SO	SB	CS	SLG	OBP	OPS	E
2007	GCL Nationals	.202	31	94	10	19	0	0	0	11	4	0	0	17	15	0	0	.202	.324	.526	3
2008	GCL Nationals	.189	26	74	12	14	1	1	0	11	1	0	2	9	18	1	2	.230	.294	.524	5
2009	Hagerstown	.218	23	78	7	17	3	0	0	6	0	0	0	5	21	0	0	.256	.265	.521	3
	Vermont	.247	50	166	16	41	10	1	2	18	1	2	2	24	29	1	1	.355	.345	.701	5
2010	Hagerstown	.249	98	325	48	81	10	6	2	36	5	5	0	50	79	3	5	.335	.345	.680	19
2011	Potomac	.251	109	370	36	93	21	1	6	43	9	3	1	33	69	1	3	.362	.312	.674	10
2012	Harrisburg	.311	40	135	15	42	12	0	1	19	1	2	2	9	16	1	0	.422	.358	.780	3
	Washington	.267	12	30	2	8	2	0	0	2	0	0	2	4	11	0	0	.333	.389	.722	1
	Auburn	.333	5	15	3	5	2	0	0	3	0	0	0	3	2	0	0	.467	.444	.911	0
	Syracuse	.346	19	52	8	18	5	0	2	4	0	0	0	12	12	0	0	.558	.469	1.026	1
2013	Harrisburg	.177	95	310	35	55	12	1	3	26	0	1	3	47	57	0	0	.252	.291	.542	6
	Auburn	.077	3	13	0	1	0	0	0	0	0	0	0	0	3	0	0	.077	.077	.154	0
	Washington	.000	2	1	0	0	0	0	0	0	0	0	0	0	1	0	0	.000	.000	.000	0
2014	Washington	.156	20	64	7	10	1	0	1	3	0	0	0	6	20	0	0	.219	.229	.447	1
	Syracuse	.229	51	170	26	39	9	0	5	25	0	0	0	23	36	1	0	.371	.321	.692	0
2015	Boston	.184	41	114	8	21	2	0	0	3	6	0	1	7	28	0	1	.202	.238	.439	1
	Pawtucket	.263	26	99	8	26	4	0	1	13	0	0	2	10	23	0	1	.333	.342	.676	1
2016	Pawtucket	.243	36	115	12	28	3	1	2	13	0	2	2	11	24	0	0	.339	.315	.655	1
	Boston	.310	78	252	36	78	17	2	7	35	4	2	2	23	66	0	0	.476	.369	.845	1
2017	Boston	.225	85	271	32	61	14	0	7	39	1	3	1	25	74	0	0	.354	.290	.644	6
2018	Boston	.177	89	265	30	47	12	0	5	22	3	1	4	15	75	1	0	.279	.232	.511	1
2019	Pawtucket	.120	7	25	2	3	0	0	0	0	0	0	0	1	6	0	1	.120	.154	.274	0
	Boston	.192	65	172	14	33	3	0	5	19	4	1	1	13	47	0	0	.297	.251	.548	3
Minor Lge. Totals		.236	619	2041	238	482	92	11	24	228	21	15	14	254	410	8	13	.327	.323	.650	57
CLEVELAND TOTALS		--	--	--	--	--	--	--	--	--	--	--	--	--	--	--	--	--	--	--	--
American League		.223	358	1074	120	240	48	2	24	118	18	7	9	83	290	1	1	.339	.283	.622	12
National League		.189	34	95	9	18	3	0	1	5	0	0	2	10	32	0	0	.253	.281	.533	2
MLB TOTALS		.221	392	1169	129	258	51	2	25	123	18	7	11	93	322	1	1	.332	.283	.615	14

CAREER TRANSACTIONS

- 2007 Signed by the Washington Nationals as an amateur free agent, 1/21.
- 2012 DL - right ankle sprain, 5/15-7/2. Rehab A Auburn, 7/26-30. Rehab AA Harrisburg, 7/1-2.
- 2015 Purchased by the Boston Red Sox from the Washington Nationals, 3/30.
- 2019 Traded by the Boston Red Sox to the Cleveland Indians for Adenys Bautista, 12/2.

POSTSEASON RECORD

YEAR	CLUB	AVG	G	AB	R	H	2B	3B	HR	RBI	SH	SF	HBP	BB	SO	SB	CS	E
2016	BOS (ALDS vCLE)	.100	3	10	1	1	0	0	1	1	0	0	0	1	5	0	0	0
2017	BOS (ALDS vHOU)	.500	2	8	0	4	0	0	0	2	0	0	0	0	2	0	0	0
2018	BOS (ALDS vNYY)	.000	2	5	0	0	0	0	0	0	1	0	0	0	0	0	0	0
	BOS (ALCS vHOU)	.000	5	2	1	0	0	0	0	0	0	0	0	0	1	0	0	0
	BOS (WS vLAD)	.500	3	6	0	3	1	0	0	0	0	0	0	1	3	0	0	0
TOTALS		.258	15	31	2	8	1	0	1	3	1	0	0	2	11	0	0	0

FIELDING BY POSITION

PCT	2019							PCT	CAREER							
	G	PO	A	E	TC	DP	PB		G	PO	A	E	TC	DP	PB	
.995	65	535	30	3	568	0	4	Catcher	.996	380	3126	186	14	3326	18	37
1.000	1	4	-	-	4	-	-	First Base	1.000	1	4	-	-	4	-	-
-	-	-	-	-	-	-	-	Third Base	-	1	-	-	-	-	-	-
.995	65	539	30	3	572	0	4	Totals	.996	382	3130	186	14	3330	18	37

2019 SEASON HIGHLIGHTS

- ◆ Entering his 14th professional season, his first in the Indians organization...Originally signed with the Nationals in January 2007 after participating in a private workout in his native Venezuela in front of General Manager Mike Rizzo.
- ◆ In 2019, completed his fifth and final season in the Boston organization, making 50 starts at catcher...Caught four of the team's eight shutout wins and threw out 18.7% (6-for-32) of runners attempting to steal... Opened the season in AAA Pawtucket after being outrighted off the 40-man roster prior to Opening Day, appearing in seven games... Selected to the Major League roster on Apr. 16 and spent the remainder of the season in the Majors.

PRO CAREER

- ◆ **2018** Led MLB with a 3.29 catcher's ERA, the lowest by a qualifying Red Sox catcher since at least 1974...Committed just 1 error in 814 chances...His .999 fielding % was the 3rd-highest ever by a qualifying Red Sox catcher...From 6/21-8/8, the Red Sox won 25 of his 26 starts, including 14 straight from 7/14-8/8...According to *Elias*, it marked the only time in franchise history that the Sox won 25+ games in any span of a catcher's 26 starts...Appeared in 10 of the Red Sox' 14 playoff games and made 4 starts.
- ◆ **2017** Set career highs with 39 RBI and 25 BB...Ranked 3rd in MLB with a 3.41 catcher's ERA...Caught 7 of the Red Sox' 11 team shutouts...Had 5 game-winning RBI...
POSTSEASON: Caught Games 1 and 3 of the ALDS vs. HOU, going 2-for-4 with an RBI in each game...Was the 1st Red Sox catcher to record multiple hits and at least 1 RBI in consecutive postseason games since Carlton Fisk in 1975 (ALCS Games 2 & 3)...Hit a 3-run, walk-off HR on 4/5 vs. PIT after catching all 12 innings...Is the only Red Sox catcher ever to hit a walk-off HR in a shutout victory (source: *Elias*).
- ◆ **2016** Is the only player in Red Sox history to record a hit in each of his first 5 plate appearances of a season...Began his 2nd year in the Boston organization with Triple-A Pawtucket...Received the Unsung Hero Award from the Boston Baseball Writers...Played in more games and recorded more hits, doubles, HR, RBI, BB, and runs scored than he did in his first 4 ML seasons combined...Threw out 13 of 33 (39.4%) attempted base stealers...Had the 2nd-highest fielding percentage among catchers with at least 500 total chances (.998; 1 E/597 TC)...Selected to the ML roster from Pawtucket on 6/5 and spent the remainder of the season with Boston...Recorded a pinch-hit, 10th-inning double in his 1st plate appearance of the season on 6/7 at SF, then collected a hit in each of his first 4 PA on 6/11 at MIN before drawing a walk in his 5th...*Elias* also noted that León became the 1st Red Sox to reach base via hit, BB, or HBP in each of his first 6 PA of a season since Ted Cox in 1977 (first 7)...4-for-5 with 3 2B on 7/4 vs. TEX...Was the first Red Sox C with 3+ doubles in a game since Jason Varitek on 5/12/02 at SEA (3).
- ◆ **2015** Split season between Boston and AAA Pawtucket...Named to 1st career Opening Day roster after being acquired from WSH for cash considerations on 3/30...Led the majors by throwing out 50% (10 of 20) of attempted base stealers (min. 20 SBA).
- ◆ **2014** Appeared in 20 games (17 starts) over 4 stints with the Nationals...Spent most of the season with Triple-A Syracuse...Hit his 1st ML home run on 4/14 at MIA, a 2-run shot off RHP Kevin Slowey.
- ◆ **2013** Spent 1st full season at Double-A with WSH's Harrisburg affiliate...Was a Sept. call-up to the Nationals, appearing in 2 games.
- ◆ **2012** Named by *Baseball America* as the best defensive catcher in the Nationals' farm system following the 2008, 2009, 2011, and 2012 seasons...Saw 1st Triple-A and ML experience in 6th pro season...Made ML debut on 5/14 vs. SD, but suffered a high right ankle sprain in a 4th-inning home plate collision with Chase Headley...On the DL from 5/15-7/2...Notched 1st ML hit on 7/19 vs. NYM, a 7th-inning single off eventual Cy Young Award winner R.A. Dickey.

PERSONAL/MISCELLANEOUS

Full name **SANDY DAVID (BALAN) LEÓN**...Wife, Liliana...Two children: Noah, Nahomy...Active in the community during his time with the Red Sox...In December 2018, bought and delivered Christmas presents to children in his hometown of El Mojan, Maracaibo, VZ, as well as in his wife's hometown of Barranquilla, Colombia...In July 2018, provided a catching lesson to a fan as part of a Picnic in the Park auction experience...Active with the Red Sox Novatos program, which donates tickets to children and allows them to meet with Spanish-speaking players at Fenway Park.

CAREER SNAPSHOT

WORLD SERIES CHAMPIONSHIP

2018: Boston (AL)

MILB.COM ORGANIZATION ALL-STAR

2012: Washington (NL)

POST-SEASON ALL-STAR

2011: Potomac (CAR)

MID-SEASON ALL-STAR

2010: Hagerstown (SAL)

Highest Caught Stealing %, Active MLB Catchers

Player	SB	CS	CS%
Christian Vázquez	116	70	37.6
Yadier Molina	513	294	36.4
Roberto Pérez	125	71	36.2
Martin Maldonado	216	103	32.3
Sandy León	122	58	32.2
+min. 300 starts			

Lowest Catcher ERA, 2015-19

Player	GS	ERA
Roberto Pérez	349	3.60
Yadier Molina	634	3.67
Yan Gomes	446	3.67
Yasmani Grandal	553	3.68
Sandy León	305	3.74
+min. 300 starts		

LEÓN'S CAREER GAME HIGHS

HITS: 4, two times, last July 4, 2016 vs. Texas; **RUNS:** 2, several; **DOUBLES:** 3, July 4, 2016 vs. Texas; **HR:** 2, May 7, 2017 at Minnesota; **RBI:** 4, four times, last June 23, 2017 vs. LA Angels; **SB:** 1, Apr. 29, 2018 vs. TB; **WALKS:** 3, June 22, 2016 vs. Chicago-AL; **HITTING STREAK:** 5 games, seven times; **GRAND SLAMS:** n/a; **LEAD-OFF HR:** n/a; **"WALK-OFF" HR:** Apr. 5, 2017 vs. Pittsburgh off Antonio Bastardo; **PINCH-HIT HR:** n/a; **EJECTIONS:** None.



DOMINIC LEONE 53

SPRING INVITEE

Age: 28, born October 26, 1991 in Norwich, CT

Resides: Mount Pleasant, SC **Position:** Pitcher

Bats: R **Throws:** R **Height:** 5-10 **Weight:** 215

ML Service: 4 + 068

Pronunciation: Vee-OHN

Contract Status: Signed thru 2020

Acquired: January 23, 2020; Signed by Cleveland to a Minor League free agent contract.

		OPPONENTS																			
YEAR	CLUB	W-L	ERA	G	GS	CG	SHO	SV	IP	H	R	ER	HR	BB	SO	WP	BK	AVG	SLG	OBP	
2012	Everett	3-0	1.36	19	0	0	0	5	33.0	20	6	5	0	1	19	39	1	0	.177	.204	.301
2013	Clinton	0-0	0.00	3	0	0	0	0	6.1	6	1	0	0	0	4	10	2	0	.250	.333	.357
	High Desert	0-1	2.50	29	0	0	0	12	39.2	31	11	11	2	1	9	37	2	1	.220	.319	.268
	Jackson	1-2	2.50	16	0	0	0	4	18.0	12	6	5	2	0	5	17	2	2	.182	.273	.239
2014	Seattle	8-2	2.17	57	0	0	0	0	66.1	52	18	16	4	3	25	70	4	0	.217	.329	.295
	Tacoma	1-1	7.71	8	0	0	0	1	9.1	10	8	8	1	0	5	8	0	0	.270	.378	.357
2015	Seattle	0-4	6.35	10	0	0	0	0	11.1	11	9	8	1	0	9	7	2	0	.244	.400	.370
	Arizona-NL	0-1	14.73	3	0	0	0	0	3.2	8	6	6	1	1	0	2	0	0	.444	.722	.450
	Mobile	1-2	3.90	19	0	0	0	0	27.2	22	12	12	1	1	12	28	3	0	.218	.347	.302
2016	Reno	5-2	3.34	33	0	0	0	1	35.0	25	14	13	4	1	11	36	6	0	.202	.315	.272
	Arizona-NL	0-1	6.33	25	0	0	0	0	27.0	45	21	19	7	1	12	23	4	0	.391	.652	.443
2017	Toronto	3-0	2.56	65	0	0	0	1	70.1	51	22	20	6	0	23	81	8	0	.202	.360	.265
	Buffalo	0-0	4.50	4	0	0	0	0	4.0	4	2	2	0	0	1	4	0	0	.267	.267	.313
2018	St. Louis	1-2	4.50	29	0	0	0	0	24.0	27	12	12	3	0	8	26	0	0	.287	.394	.333
	Memphis	1-1	7.20	10	0	0	0	0	10.0	14	8	8	3	1	6	7	1	0	.333	.619	.429
2019	St. Louis	1-0	5.53	40	0	0	0	1	40.2	39	28	25	9	0	22	46	1	0	.250	.481	.341
	Memphis	1-0	2.84	23	0	0	0	0	31.2	20	10	10	3	2	14	42	4	0	.175	.333	.277
Minor Lge. Totals		13-9	3.10	164	0	0	0	23	214.2	164	78	74	16	7	86	228	21	3	.211	.322	.294
CLEVELAND TOTALS		--	--	--	--	--	--	--	--	--	--	--	--	--	--	--	--	--	--	--	--
American League		11-6	2.68	132	0	0	0	1	148.0	114	49	44	11	3	57	158	14	0	.212	.349	.288
National League		2-4	5.85	97	0	0	0	1	95.1	119	67	62	20	2	42	97	5	0	.311	.522	.375
MLB TOTALS		13-10	3.92	229	0	0	0	2	243.1	233	116	106	31	5	99	255	19	0	.253	.421	.324

CAREER TRANSACTIONS

- 2012 Selected by the Seattle Mariners in the 16th round (491st overall) of the June draft. Signed, 6/7.
- 2015 Traded by the Seattle Mariners with Wellington Castillo, Gabriel Guerrero and Jack Reinheimer to Arizona for Vidal Nuno III and Mark Trumbo, 6/3.
- 2016 Selected off waivers by the Toronto Blue Jays from the Arizona Diamondbacks, 11/18.
- 2018 Traded by the Toronto Blue Jays with Conner Greene to the St. Louis Cardinals for Randal Grichuk, 1/19.
- 2018 DL - right upper arm nerve irritation, 5/6 -8/25. Rehab assignment in AAA Memphis, 8/1-25.
- 2019 Released by the St. Louis Cardinals, 11/25.
- 2020 Signed as a Free Agent by the Cleveland Indians, 1/23.

FIELDING BY POSITION

PCT	2019							Pitcher	PCT	CAREER						
	G	PO	A	E	TC	DP	G			PO	A	E	TC	DP		
1.000	40	1	4	0	5	0		.933	229	9	19	2	30	1		

PITCHERS HITTING

AVG	2019					AVG	CAREER				
	AB	H	HR	RBI	AB		H	HR	RBI		
--	--	--	--	--	--	--	--	--	--	--	--

2019 SEASON HIGHLIGHTS

- ◆ Opened the year with St. Louis and spent four stints with the Cardinals...On the year posted five outings of at least 2.0 innings...Over his last 12 outings following his final Aug. 22 recall he posted an ERA of 1.54 (2ER/11.2IP)...12 of his 25 earned runs allowed on the year came in two outings (Apr. 26; May 5) over a ten day stretch....Allowed 19 ER over 18.1 innings in 18 appearances in April and May...Earned second career save on June 30 at San Diego.

PRO CAREER

- ◆ **2018** Missed 98 games while on the DL due to right upper arm nerve irritation (5/6-8/25)...Left game vs. CHI (5/4) with right biceps cramping while warming up on the mound before ever throwing a pitch in the game...Earned five Holds on the season with three in his first eight appearances.
- ◆ **2017** Posted Major League career highs with 65 appearances, 70.1 IP and 81 strikeouts...Ranked 12th in ERA (2.56) and 9th in innings pitched (70.1) among AL relievers...Ranked T3rd among American League relievers in Inherited Runners with a career-high 54 and T13th in IR scored pct. (22.2%)...His 81 strikeouts in relief ranked T17th among AL relief pitchers... Recorded his first Major League save vs. BAL (9/11) tossing a scoreless inning with two strikeouts.
- ◆ **2015** Was placed on the 7-day disabled list on 8/14 through the end of the season with right shoulder tendinitis while pitching for Mobile.
- ◆ **2014** Purchased from Tacoma (AAA) on 4/4 and made his ML debut on 4/6 at OAK...Reported to Tacoma (AAA) out of Spring Training, but did not make an appearance...Led American League rookie relief pitchers and ranked T2nd among American League relievers with eight wins... Recorded eight wins in relief during his rookie season with Seattle in 2014, which are tied for the most by an MLB rookie relief pitcher since 2009 when Alfredo Aceves had 10 (10-1) with the New York Yankees...Ranked among AL rookie relief pitchers in SO (70, 2nd), ERA (2.17, 3rd), opponent BA (.217, 3rd), IP (66.1, 4th) and appearances (57, T4th).
- ◆ **2013** Ranked 2nd among all Mariners minor leaguers with 16 saves.
- ◆ **2012** Ranked 4th among Northwest League relief pitchers in opponent batting average (.177).

PERSONAL/MISCELLANEOUS

Full name **DOMINIC JOSEPH LEONE**...Married, Lauren...Graduated from Norwich Free Academy (Conn.) where he played high school baseball and was an All-State selection his junior and senior seasons...Was rated as the No. 1 prospect in Connecticut during his senior season by *Perfect Game*...Played college baseball at Clemson University...Taught himself how to throw a cut fastball by watching YouTube videos of Mariano Rivera...Grew up a Boston Red Sox and his favorite player was Pedro Martinez..Played with Mike Freeman one year at Clemson and in the D-Backs organization in 2016.

LEONE'S CAREER GAME HIGHS

BB's: 3, three times, June 19, 2017 at Texas; **K's:** 5, May 14, 2014 vs. Tampa Bay; **LONGEST OUTING:** 3.0IP, June 16, 2017 vs. Chicago-AL; **HR:** 2, three times; **LAST WIN:** Aug. 22, 2019 vs. Colorado; **LAST SAVE:** June 30, 2019 at SD; **Winning Streak:** 6 games, 7/19-9/27/14; **Longest Losing Streak:** 5 games, 4/13-6/4/15; **Longest Scoreless Streak:** 13.2 IP, 8/18-9/21/2014.



FRANCISCO LINDOR 12

Age: 26, born November 14, 1993 in Caguas, Puerto Rico

Resides: Clermont, FL Position: Shortstop

Bats: S Throws: R Height: 5-11 Weight: 190

ML Service: 4 + 113

Contract Status: Signed thru 2020

Acquired: Selected by Cleveland in the 1st round (8th overall pick) of the 2011 First-Year Player Draft.



YEAR	CLUB	AVG	G	AB	R	H	2B	3B	HR	RBI	SH	SF	HB	BB	SO	SB	CS	SLG	OBP	OPS	E
2011	Mahoning Valley	.316	5	19	4	6	0	0	0	2	0	0	0	1	5	1	0	.316	.350	.666	1
2012	Lake County	.257	122	490	83	126	24	3	6	42	4	1	11	61	78	27	12	.355	.352	.707	18
2013	Carolina	.306	83	327	51	100	19	6	1	27	6	3	2	35	39	20	5	.410	.373	.783	18
	Akron	.289	21	76	14	22	3	1	1	7	0	0	1	14	7	5	2	.395	.407	.801	4
2014	Akron	.278	88	342	51	95	12	4	6	48	1	3	1	40	61	25	9	.389	.352	.741	13
	Columbus	.273	38	165	24	45	4	0	5	14	4	2	0	9	36	3	7	.388	.307	.695	3
2015	Columbus	.284	59	229	26	65	11	5	2	22	5	3	0	25	38	9	7	.402	.350	.752	8
	CLEVELAND	.313	99	390	50	122	22	4	12	51	13	7	1	27	69	12	2	.482	.353	.835	10
2016	CLEVELAND	.301	158	604	99	182	30	3	15	78	3	*15	5	57	88	19	5	.435	.358	.794	12
2017	CLEVELAND	.273	159	*651	99	178	44	4	33	89	5	3	4	60	93	15	3	.505	.337	.842	10
2018	CLEVELAND	.277	158	*661	#129	183	42	2	38	92	3	3	8	70	107	25	10	.519	.352	.871	14
2019	Columbus	.417	3	12	4	5	1	0	2	2	0	0	0	1	1	0	0	1.000	.462	1.462	0
	CLEVELAND	.284	143	598	101	170	40	2	32	74	1	6	3	46	98	22	5	.518	.335	.854	10
Minor Lge. Totals		.280	419	1660	257	464	74	19	23	164	20	12	15	186	265	90	42	.389	.355	.744	65
CLEVELAND TOTALS		.288	717	2904	478	835	178	15	130	384	25	34	21	260	455	93	25	.493	.347	.840	56
American League		.288	717	2904	478	835	178	15	130	384	25	34	21	260	455	93	25	.493	.347	.840	56
National League		--	--	--	--	--	--	--	--	--	--	--	--	--	--	--	--	--	--	--	--
MLB TOTALS		.288	717	2904	478	835	178	15	130	384	25	34	21	260	455	93	25	.493	.347	.840	56

#Tied for American League lead *Led American League

CAREER TRANSACTIONS

2011 Selected by the Cleveland Indians in the 1st round (8th overall) of the June draft. Signed on 8/15.
 2019 IL - right calf strain/left ankle sprain, 3/25-4/19...rehab AAA Columbus, 4/16-18.

POSTSEASON RECORD

YEAR	CLUB	AVG	G	AB	R	H	2B	3B	HR	RBI	SH	SF	HBP	BB	SO	SB	CS	E
2016	CLE (ALDS vBOS)	.250	3	12	1	3	1	0	1	1	0	0	0	0	5	0	0	0
	CLE (ALCS vTOR)	.368	5	19	2	7	1	0	1	3	0	0	0	1	5	0	1	0
	CLE (WS vCHI)	.296	7	27	2	8	1	0	0	2	0	0	0	3	6	1	2	0
2017	CLE (ALDS vNYY)	.111	5	18	2	2	0	0	1	4	0	0	0	4	6	0	0	0
2018	CLE (ALDS vHOU)	.364	3	11	3	4	0	0	2	2	1	0	0	0	2	0	0	0
TOTALS		.276	23	87	10	24	3	0	5	12	1	0	0	8	24	1	3	0

ALL-STAR GAME RECORD

YEAR	CLUB	AVG	G	AB	R	H	2B	3B	HR	RBI	SH	SF	HBP	BB	SO	SB	CS	E
2016	Cleveland(@SD)	.000	1	2	0	0	0	0	0	0	0	0	0	0	0	0	0	0
2017	Cleveland(@MIA)	.000	1	2	0	0	0	0	0	0	0	0	0	0	2	0	0	0
2018	Cleveland(@WSH)	.000	1	1	0	0	0	0	0	0	0	0	0	0	0	0	0	0
2019	Cleveland(@CLE)	.000	1	2	0	0	0	0	0	0	0	0	0	0	1	0	0	0
TOTALS		.000	4	7	0	0	0	0	0	0	0	0	0	0	3	0	0	0

WORLD BASEBALL CLASSIC

YEAR	CLUB	AVG	G	AB	R	H	2B	3B	HR	RBI	SH	SF	HBP	BB	SO	SB	CS	E
2017	Puerto Rico	.370	7	27	7	10	1	0	2	4	0	1	1	2	0	0	0	0

FIELDING BY POSITION

PCT	G	PO	2019				TC	DP	PCT	G	PO	CAREER			
			A	E	A	E						TC	DP		
.979	137	159	312	10	481	68		.980	705	905	1780	56	2741	404	

2019 SEASON HIGHLIGHTS

- ◆ Enjoyed another tremendous season, recording at least 40 doubles and 30 home runs for the third consecutive season, just the fifth player in MLB history to accomplish such a streak and only the second to turn the trick prior to his age 26 season (Albert Pujols)... Now owns the top three single-season home run and extra-base totals by a shortstop in franchise history....Is now third in career homers by a shortstop thru age-25 season behind Alex Rodriguez and Cal Ripken, Jr...In the annals of club history, he is second in club history in career hits (835) and home runs (130) within the first five years of a career and second in homers and fourth in hits by the age 26 seasons.
- ◆ The four-time AL All-Star is just the fourth hitter in franchise history to record three consecutive 30+ homer campaigns, joining Jim Thome, Manny Ramirez and Albert Belle...Is second in MLB in extra-base hits (237) over the last three seasons (since 2017)... Hit his 100th career home run, April 26 at Houston, third youngest player in club history and MLB shortstop to reach the threshold...Captured his second career *Rawlings* Gold Glove Award after the season.
- ◆ Is now tied for second in club history in home runs to start a game, notching six lead-off homers in 2019, giving him 18 for his career and 15 over the last two seasons...His most recent first inning home run came on Sept. 3 vs. Chicago-AL...Kenny Lofton also has 18 and Grady Sizemore is the franchise leader at 22.
- ◆ Missed the first 18 games of the season after suffering a right calf strain in early February working out in Florida...While rehabbing in Arizona in late March, he suffered a left ankle sprain running in the bases before beginning a three game rehab stint in AAA Columbus, April 16-18...Was activated on April 20 and made his season debut that day in the second game of a DH vs. Atlanta...Started 142 (137 SS, 5 DH) of the club's remaining 143 contests and appeared in each game, pinch-hitting in his only non-start on April 27 at Houston.
- ◆ His best month statistically was July, batting .330 (36-for-109) with 7 2B, 6 HR, 16 RBI and 18 runs in 24 games...Recorded at least an .864 OPS in each month, May thru August... The consecutive games took their toll in September, batting .218 (24-for-100) in 26 games for the month, including a 4-for-31 mark over his last 8 games to conclude the season (was 14-for-74, .189, 18 games after Sept. 8).
- ◆ Hit safely in 109 of his 142 starts and compiled the second-highest fielding pct. (.979) among qualifying AL shortstops (10 E/481 TC) and was credited with nine defensive runs saved (*Fangraphs*)...His 42 extra-base hits in the second half were tied for third in the AL as he finished sixth in second half hits (86) and runs (56)...Batted .202 (22-for-109) on the year with RISP, including a .167 (9-for-54) mark with RISP-2 outs.

2018 SEASON HIGHLIGHTS

- ◆ Enjoyed a tremendous season, collecting career-highs in almost every offensive category, earning his third straight American League All-Star bid and again setting a single-season franchise record for home runs by a shortstop (38) for the second straight season...Became the first shortstop in MLB history and first in Indians history with at least 35 home runs, 40 doubles and 20 stolen bases...Is the third Indians hitter to amass at least 120 runs, 40 doubles and 35 homers (Albert Belle 1995; Hal Trosky 1936)...Tied for the Major League lead in runs (129), becoming the first Indians batter since Grady Sizemore (2006, 134) to lead MLB in runs... Also finished among MLB leaders in multi-hit games (2nd, 58), total bases (T2nd, 343), and extra-base hits (T5th, 82)...His 129 runs were the 10th-highest single-season total in franchise history...Finished among A.L. leaders in runs (T1st, 129), total bases (2nd, 343), multi-hit games (2nd, 58), extra-base hits (T3rd, 82), hits (4th, 183) and home runs (T6th, 38)...Is now the club's all-time career leader in homers by a shortstop (96).

CTRIBE TIDBITS

Spent the first 11 years of his life living in Caguas, Puerto Rico before moving with his father, Miguel, to the Orlando, FL area to enroll at Montverde Academy in Clermont, Florida.

Did not know one word of English upon enrolling as a 12-year-old and would write "I don't understand" to communicate.

His high school coach, Tim Layden, told *Bleacher Report's* Joon Lee he has a "Million-dollar smile. That's what we'd always tell him: 'In case baseball doesn't work out, that smile will get you somewhere.'"

Frequently takes time out of his offseason to visit and conduct youth clinics in his native Puerto Rico as well as at Boys & Girls Clubs during the mornings in the regular season.

2019 AMERICAN LEAGUE OVERALL RANKINGS

Category	Rank	#
IBB	T3rd	9
2B	T5th	40
XBH	T8th	74
SB	T8th	22
SF	T10th	6
TB	12th	310
Runs	14th	101
Hits	14th	170

MLB EXTRA-BASE HITS, 2017-2019

1. Nolan Arenado	239
2. Francisco Lindor	237
3. Charlie Blackmon	234
Nicholas Castellanos	234
5. José Ramirez	231

AMERICAN LEAGUE LEADERS b-r WAR, 2018-219

1. Mike Trout (LAA)	18.4
2. Mookie Betts (BOS)	17.7
3. Alex Bregman (HOU)	15.2
4. Matt Chapman (OAK)	14.8
5. Francisco Lindor (CLE)	12.6

MOST HITS, CLUB HISTORY THRU AGE 25 SEASON

1. Hal Trosky (1933-38)	970
2. Buddy Bell (1972-77)	859
3. Joe Vosmik (1930-35)	858
4. Francisco Lindor*(15-19)	835
5. Ken Keltner (1937-42)	823
3. Carlos Baerga (1990-94)	796

MOST HR, CLUB HISTORY THRU AGE 25 SEASON

1. Hal Trosky (1933-37)	155
2. Francisco Lindor*(15-19)	130
3. Rocky Colavito ('55-59)	129
4. Grady Sizemore(2004-08)	111
5. Manny Ramirez(1993-97)	109
6. Jim Thome (1991-96)	93

CAREER SNAPSHOT

SILVER SLUGGER

2017: Cleveland (A.L.)
2018: Cleveland (A.L.)

MLB ALL-STAR

2016: Cleveland (A.L.)
2017: Cleveland (A.L.)
2018: Cleveland (A.L.)
2019: Cleveland (A.L.)

RAWLINGS A.L. PLATINUM GLOVE

2016: Cleveland (A.L.)

RAWLINGS A.L. GOLD GLOVE

2016: Cleveland (A.L.)
2019: Cleveland (A.L.)

SPORTING NEWS POSTSEASON A.L. ALL-STAR

2016: Cleveland (A.L.)
2017: Cleveland (A.L.)
2018: Cleveland (A.L.)

PLAYER OF THE MONTH

May 2018: Cleveland (A.L.)

PLAYER OF THE WEEK

5/6/2018: Cleveland (A.L.)
5/13/2018: Cleveland (A.L.)

MLBPAA INDIANS HEART AND HUSTLE AWARD

2019: Cleveland (AL)

WBC A.L.L.-TOURNAMENT TEAM

2017: Puerto Rico (WBC)

ROOKIE OF THE MONTH

Sept 2015: Cleveland (A.L.)

MILB.COM ORGANIZATION ALL-STAR

2012: Cleveland (A.L.)
2013: Cleveland (A.L.)
2014: Cleveland (A.L.)

MID-SEASON ALL-STAR

2012: Lake County (MID)
2013: Carolina (CAR)
2014: Akron (EAS)

FUTURES GAME SELECTION

2012: Lake County (MID)
2013: Carolina (CAR)
2014: Akron (EAS)

POST-SEASON ALL-STAR

2012: Lake County (MID)
2013: Carolina (CAR)

- ◆ Batted .291 (113-for-388) in the first half with 85 runs, 30 doubles, 25 home runs and 62 RBI in 94 games, the first MLB shortstop ever with at least 75 runs and 50 extra-base hits before the All-Star break... Connected for a franchise-record & MLB-high nine lead-off home runs, eclipsing Sizemore's seven in 2008...Now has 12 lead-off homers in his career (3rd-most in club history), the last of which came on Sept. 26 at CWS...Was named A.L. Player of the Month in May, batting .373 (44-for-118) with 10 HR, 23 RBI and a 1.169 OPS...First career A.L. monthly award.
- ◆ Enjoyed some prolific games during the season, collecting two homers and two doubles on May 12 vs. KC and May 31 at Minnesota, the only Indians player in club history with two such games in the same season and over an Indians career...First Indians lead-off batter since 1964 (Tito Francona) with four extra-base hits in the same game... Collected multiple extra-base hits in 17 games on the season, tied with José Ramírez and Javier Báez for the second-highest total in MLB in 2018 (Mookie Betts - 18) and the most ever by an Indians shortstop in a single season (Lou Boudreau, 16, 1940)...Had three games of at least three extra-base hits...Clubbed two homers in six contests, last coming on Sept. 6 at Toronto (eighth career two-homer game), tied for second in MLB with Manny Machado behind Oakland's Khris Davis (7).
- ◆ Enjoyed a career-high 15-game hitting streak, April 29-May 14, and collected an extra-base hit in nine straight games, May 1-9...Homered in three straight games two times over the course of the season... Connected for his second career walk-off home run on August 8 vs. Minnesota...Collected a single-game career-high seven RBI on July 2 at Kansas City, hitting his second career grand slam off Jakob Junis (Fourth Indian w/a GS and three-run HR in same game).
- ◆ On the year he made 157 starts at shortstop and one start at DH... Compiled a fielding percentage of .976 (586 TC, 14 errors) and his 14 defensive runs saved (**Fangraphs**) ranked tied for third among MLB shortstops...Recorded a career-high 47 consecutive errorless games, July 27-Sept. 18, and recorded only one error over his final 58 games on the season...Made 153 starts out of the lead-off spot, leading the Majors in homers (37) and RBI (90) while batting first.
- ◆ Posted a season average of .343 against left-handed pitching, fourth-highest in the A.L. and sixth-highest in MLB (1.006 OPS was third-highest in the A.L.)...Tied for fifth in the A.L. in second-half runs (44) and T10th in hits (70)...Batted .259 (53-for-205) with runners on base, but hit just .212 (18-for-85) in the second half with men on (35-120, .292 w/men on first half)...Recorded a .281 batting average (36-128) and a .406 on-base pct. with RISP...29 of his home runs were solo homers and 29 were against RHP.

PRO CAREER

- ◆ 2017 His 33 home runs were the most in club history by a middle infielder, surpassing 2B Joe Gordon's total of 32 in 1948...Eclipsed mark in 2018 (38)...Most home runs by a Major League shortstop since Hanley Ramirez (33) in 2008... Most extra-base hits (81) by an Indians SS in club history and the most by a MLB shortstop since Jimmy Rollins (88) and Hanley Ramirez (83) in 2007...Second SS in club history to win Louisville Slugger Silver Slugger Award (Asdrúbal Cabrera 2011)...Earned fifth-place finish in the 2017 A.L. MVP voting...Most home runs in Major League history by a switch-hitting shortstop, besting Jimmy Rollins (30, 2007) and Jose Valentin (30 in 2004)... His 81 extra-baggers are second-highest total in MLB history for a switch-hitting SS behind Rollins' 88 in 2007...Lindor joined Hal Trosky (42 in 1936 and 35 in '34) and Manny Ramirez (31 in 1995) as the only Indians players 23-or-younger to have at least 30 HR in a season...Became the first shortstop 23-or-younger to enjoy a 30-homer campaign since 1999, when Alex Rodriguez launched 42 at 23...

2015 AMERICAN LEAGUE ROOKIE OF THE YEAR VOTING

Player (Team)	1st	2nd	3rd	PTS
1. Carlos Correa (HOU)	17	13	-	124
2. Francisco Lindor (CLE)	13	14	2	109
3. Miguel Sanó (MIN)	-	-	20	20

◆ **2017 cont.** Led Major League SS in homers and led American League shortstops in OPS (.842) and was second in hits and runs scored...Collected an extra-base hit in 10 straight games, 9/7-16, breaking the franchise record of nine straight held by Sandy Alomar (9/28/96-4/13/97) and Hal Trosky (1934)...Equaled the longest such streak in MLB in 2017 (HOU's Alex Bregman)...Hit .360 (31/86) with 19 runs, 4 2B, 2 3B, 9 HR & 20 RBI over the A.L. record 22-game winning streak, 8/24-9/14...His 16 extra base hits in April were the most by an Indian since 2001 (18; Juan González)...Hit his first career grand slam on 4/5 at Texas, homering from both sides of the plate (second career 2-homer game)...Enjoyed three hitting streaks of at least 12 games, netting a season-high 13 game hitting streak from 7/21-8/3 (only MLB player in 2017 with three hitting streaks of at least 12 games)...Career-high three doubles on 7/16 at Oakland.

◆ **2016** Named to the American League All-Star team (at 22 years old was the fourth-youngest All-Star in team history)...Finished second among A.L. shortstops in runs, hits and batting average and fourth in RBI while leading the team in hits and runs scored...Saved 17 defensive runs for the season according to *Fangraphs*...Second-youngest Indians player to earn a *Rawlings* Gold Glove Award behind Rick Manning (21 in 1976) and the youngest Major League player since Manny Machado (21 in 2013)...Second-youngest Major League shortstop to earn a Gold Glove behind Detroit's Alan Trammell in 1980 (22.227 in 1980)...Endured a career-long 0-for-29 (27 at bats, 2 SF) from 9/16-28 that took his average from .313 to .300...Tied for second in MLB with 23 games of at least three hits, the most such games by an Indians batter since Earl Averill (29) and Hal Trosky (24) in 1936...First career two-homer game on 6/25 at Detroit...Finished tied for ninth in the A.L. MVP voting after the season...Hit .310 (18/58) in the Postseason with 5 runs, 3 2B, 2HR & 6 RBI in all 15 games...Hit first career Postseason HR, 10/6 vs. BOS (Porcello; G1)...Had three straight multi-hit games (ALDS G3-ALCS G1/2); first Indians player in PS since Omar Vizquel (1998)...His seven multi-hit games were most-ever for a player less than 23 years old...Led team in hits...His 18 hits were most by an Indians batter in PS since 1997...His eight hits in the World Series were most ever by a player that young in club history; the youngest player to record eight-or-more hits in the World Series since Florida's Edgar Renteria (21) had nine hits in the 1997 World Series.

◆ **2015** Spent the last four months of the season at the Major League level...Led A.L. rookies in batting average (.313) and WAR (4.6) despite being the eighth-youngest player in the A.L. at the time of his promotion...Became the first Indians rookie with at least 10 steals, 10 homers, 20 doubles, 100 hits and .300 average since 1929 (Earl Averill, age 27)...Entered the season the fourth-rated prospect in all of Major League Baseball (*MLB.com*)...Collected his first Major League hit in first at bat of his Major League debut, a pinch-hit single at Detroit on 6/14 off Joakim Soria...Hit his first MLB HR on 6/24 vs. Detroit (Buck Farmer)...Hit .223 (23/103) with 6 runs, 3 2B, 2 HR & 9 RBI over his first 26 G thru the conclusion of the first half before becoming one of the best players in the American League after the break, hitting .345 (99/287) with 44 runs, 19 2B, 4 3B, 10 HR & 42 RBI in 73 second half games...Ranked first in the entire A.L. in second-half average, third in hits and 10th in OPS (.930) after the break...UZR of 10.5 and 10 defensive runs saved, both of which led A.L. shortstops in 2015...Hit .370 (40-for-108) in 28 August games, the most hits in a single month by an Indians rookie since August 1964 (Chico Salmon)...From 8/4 thru the end of the season he batted .361 (MLB-high 78 hits in 216AB)...Just the third Indians rookie in club history with at least 10 HR and 100 hits before their 22nd birthday (others Hal Trosky 1934, Ken Keltner 1938)...His 99 hits after the All-Star break were the most in one year by a Cleveland rookie since 1947, when Dale Mitchell tallied 129 hits (*Elías*).

THREE STRAIGHT SEASONS 40+ 2B, 30+HR, MLB HISTORY	
Lou Gehrig	1932-34
Albert Pujols	2001-04
Alfonso Soriano	2005-07
Miguel Cabrera	2010-12
Francisco Lindor	2017-19

MAJOR LEAGUE HIT LEADERS 2016-2019

1. Charlie Blackmon (COL)	764
2. José Altuve (HOU)	738
3. Mookie Betts (BOS)	736
4. Nolan Arenado (COL)	729
5. DJ LeMahieu (2tm)	725
6. Francisco Lindor (CLE)	713

MOST HITS, CLUB HISTORY FIRST 5 YEARS OF CAREER

1. Earl Averill (1929-33)	966
2. Francisco Lindor(15-19) 835	
3. Carlos Baerga (1990-94)	796
4. Hal Trosky (1933-37)	785
5. Joe Sewell (1920-24)	755
6. Grady Sizemore (2004-08)	753

MOST HR, CLUB HISTORY FIRST 5 YEARS OF CAREER

1. Hal Trosky (1933-37)	136
2. Francisco Lindor(15-19) 130	
3. Rocky Colavito (55-59)	129
4. Travis Hafner (2003-06)	117
5. Cory Snyder (1986-90)	115
6. Earl Averill (1929-33)	112

MOST HR, MLB HISTORY THRU AGE 25 SEASON (SS)

1. Alex Rodriguez(1994-'01)	241
2. Cal Ripken, Jr. (1981-86)	133
3. Francisco Lindor(15-19) 130	
4. Hanley Ramirez(2005-09)	103
5. Carlos Correa (2015-19)	102

FASTEST TO 100 HITS, INDIANS HISTORY

1. Roy Weatherly (1936)	67G
2. Dale Mitchell (1946-47)	80G
Joe Vosmik (1931)	80G
Joe Sewell (1920-21)	80G
5. Hal Trosky (1933-34)	81G
6. Francisco Lindor (2015) 82G	

LINDOR'S CAREER GAME HIGHS

HITS: 4, six times, last September 6, 2018 @TOR; **RUNS:** 4, two times, last July 1, 2018 @OAK; **DOUBLES:** 3, July 16, 2017 @OAK; **HR:** 2, 11 times, last July 6, 2019 at Cincinnati; **RBI:** 7, July 2, 2018 @KC; **SB:** 3, August 26, 2015 vs. MIL; **BB:** 4, May 15, 2018 @DET; **HITTING STREAK:** 15 games, April 29-May 14, 2018; **GRAND SLAMS:** 2, last July 2, 2018 @KC (Junis); **LEAD-OFF HR:** 18, last Sept. 3, 2019 vs. Chicago-AL (Cease); **"WALK-OFF" HR:** 2, last August 8, 2018 vs. MIN (Hildenberger); **INSIDE PARK HR:** n/a; **PINCH-HIT HR:** n/a.

◆ **2014** Split the 2014 campaign between AA Akron and AAA Columbus, where he hit .276 (140/507) w/16 2B, 4 3B, 11HR, 62 RBI and 75 runs scored in 126 games...Also collected 28 stolen bases, third-most in the organization...Ranked as MLB's fourth-best prospect in the annual **MLB.com** Top 100 entering 2015.

◆ **2013** Hit a combined .303 (122/403) with 22 2B, 7 3B, 2HR and 34RBI in 104 games between A Carolina and AA Akron (.380OB/.787OPS, 25SB)... Led the Indians Player Development system in batting average...Entered 2013 and 2014 as the top prospect in the system according to all major publications...Entered 2014 ranked as club's top prospect according to **MLB.com**, **Baseball America** and **Baseball Prospectus**...Overall among MLB's top-100 2014 prospects he was ranked 10th/6th by **MLB.com/Baseball Prospectus**.

◆ **2012** Rated by **Baseball America** as the third-best MWL prospect after the season.

PERSONAL/MISCELLANEOUS

Full name **FRANCISCO MIGUEL LINDOR**...Single...Hit .528 (28/53) during his senior season at Montverde (FL) Academy High School with 6HR, 13 RBI and 20 steals and was named to the **USA Today** All-USA high school baseball team...Was also a **Rawlings** First Team All-American in 2011 and won the home run hitting contest at the **Aflac** All-American Game in August of 2010 in San Diego's PETCO Park...Moved to the Orlando area when he was 12 years old...In 2009, he helped Under-16 Team USA to a gold medal in Taiwan, hitting .500 with three triples and six steals...First prep player selected in the first round by **Cleveland** since 2001...Was ranked as the seventh-best prospect in the entire draft by **Baseball America** (third-highest position player) and **Perfect Game**...Participated in the 2014 Caribbean Games for the Puerto Rican National Team...Very active in the community, visiting numerous Boys and Girls Clubs and MLB Academies in Cleveland and around the country during the season...Hosted a Play Ball youth event on Jan. 21, 2017 in his hometown of Clermont, FL...Was also the brainchild of the "Lindor Smiles" community endeavor initiative that benefits the Miracle League of Ohio, which provides an opportunity for children and adults with mental and/or physical challenges to play baseball...2016-20 Tribe Fest participant...Lindor is active with the Boys & Girls Clubs of Cleveland and MLB's Reviving Baseball in the Inner Cities Program...In 2018, Francisco helped the Boys & Girls Club promote their Race for Kids, a fundraising event for after-school and weekend programming.

LINDOR'S FAVORITES

Favorite Movie: Miracle
Favorite Group/Artist: Daddy Yankee
Favorite Athletes Growing Up: Roberto Alomar, Jimmy Rollins, Barry Larkin
Favorite Team Growing Up: Boston Red Sox
Person Who Has Most Influenced You: Dad (Miguel)
Favorite Road City: Chicago
Favorite Road Stadium: Camden Yards
Favorite TV Show: Duck Dynasty

CAREER LEAGUE LEADERS

Offensive bWAR

2017 A.L. 5.5 (9th)
 2018 A.L. 7.9 (T4th)

Runs Scored

2017 A.L. 99 (9th)
 2018 A.L. 129 (T1st)

TotA.L. Bases

2017 A.L. 329 (4th)
 2018 A.L. 343 (2nd)

OPS

2018 A.L. .871 (9th)

Hits

2016 A.L. 182 (9th)
 2017 A.L. 178 (7th)
 2018 A.L. 183 (4th)

Home Runs

2018 A.L. 38 (T6th)

Doubles

2017 A.L. 44 (T4th)
 2018 A.L. 42 (T7th)
 2019 A.L. 40 (T5th)

Stolen Bases

2018 A.L. 25 (8th)
 2019 A.L. 22 (T8th)

Extra-Base Hits

2017 A.L. 81 (3rd)
 2018 A.L. 82 (T3rd)
 2019 A.L. 74 (T8th)

MLB ROOKIES, 1994-2015

100 hits, 10HR/10 steals
 (21-or-younger)

Player	Hits	HR	SB
Francisco Lindor (2015)	122	12	12
Carlos Correa (2015)	108	22	14
Mike Trout (2012)	182	30	49
Bryce Harper (2012)	144	22	18
Eric Hosmer (2011)	153	19	11
Jason Heyward (2010)	144	18	11
Delmon Young (2007)	186	13	10
Ryan Zimmerman(2006)	176	20	11
Rocco Baldelli (2003)	184	11	27

MLB HISTORY, BATTING

120 Runs-35 HR-40 Doubles-20 SB
 Francisco Lindor (2018, CLE)

Alfonso Soriano (2002, NYY)
 Shawn Green (1999, TOR)
 Barry Bonds (1998, SFG)
 Larry Walker (1997, COL)
 Ellis Burks (1996, COL)
 Rafael Palmeiro (1993, TEX)
 Chuck Klein (1932, PHI)

SINGLE-SEASON HR; INDIANS SHORTSTOPS

1. Francisco Lindor (2018) 38
2. Francisco Lindor (2017) 33
3. Francisco Lindor (2019) 32
5. Asdrubal Cabrera (2011) 25
5. Jhonny Peralta (2005) 24

INDIANS CLUB HISTORY (SS)

- Single-Season Extra-Base Hits
1. Francisco Lindor (2018) 82
 2. Francisco Lindor (2017) 81
 3. Francisco Lindor (2019) 74
 4. Jhonny Peralta (2008) 69
 5. Lou Boudreau (1940) 65



MITCH LONGO

76

SPRING INVITEE

Age: 25, born January 12, 1995 in Mayfield OH

Resides: Cleveland, OH **Position:** Outfielder



Bats: L **Throws:** R **Height:** 6-0 **Weight:** 195

ML Service: 0 + 000

Contract Status: Signed thru 2020

Acquired: Selected by Cleveland in the 14th round (422nd overall) of the 2016 First-Year Player Draft.

YEAR	CLUB	AVG	G	AB	R	H	2B	3B	HR	RBI	SH	SF	HB	BB	SO	SB	CS	SLG	OBP	OPS	E
2016	Mahoning Valley	.307	38	137	21	42	9	1	1	15	0	2	2	8	17	4	0	.409	.349	.758	1
2017	Lake County	.361	55	202	37	73	18	2	4	25	0	3	4	23	35	18	1	.530	.431	.961	2
	Lynchburg	.563	5	16	8	9	2	0	0	3	0	0	0	4	2	2	0	.688	.650	1.338	0
2018	Lynchburg	.275	119	461	73	127	28	5	8	52	2	4	4	41	97	18	8	.410	.337	.747	5
2019	Akron	.248	90	327	43	81	17	4	5	29	2	1	5	30	73	11	2	.370	.320	.690	3
Minor Lge. Totals		.290	307	1143	182	332	74	12	18	124	4	10	15	106	224	53	11	.423	.355	.779	11

CAREER TRANSACTIONS

2016 Selected by the Cleveland Indians in the 14th round of the June draft.

2019 SEASON HIGHLIGHTS

- ◆ Spent the entire season with AA Akron...Was on the Injured List most of May with a back strain...Hit .312 (24-for-77) in July with an .835 OPS...Appeared in 66 games in LF and 5 games in RF.

CAREER SNAPSHOT

MILB.COM ORGANIZATION ALL-STAR
2017: Cleveland (AL)

PRO CAREER

- ◆ **2018** Led Lynchburg in hits (127), stolen bases (18), triples (5), total bases (189), games played (119), at-bats (461) and runs (73) and tied for team lead in doubles (28) and RBI (52)...Finished 3rd in Carolina League in runs (73), tied for 3rd in doubles (28), 7th in hits (127), tied for 8th in triples (5), 9th in total bases (189) and 9th in at-bats (461).
- ◆ **2017** Tied for Lake County lead in stolen bases (18)...Missed most of first month of season on DL(hand injury)...Reached base safely in all 31 home games with Lake County and hit safely in 45 of 55 games overall with Captains before promotion to Lynchburg on 8/31...Named an org All-Star by *MLB.com*.

PERSONAL/MISCELLANEOUS

Full name **MITCHELL PATRICK LONGO**...Single...Played three seasons at Ohio University...Finished his OU career with a .355 batting average, 209 hits, 12 home runs and 87 RBIs in 142 starts for the Bobcats... First team All-MAC in 2016 (.360 avg, .438 OBP) and was named 2015 MAC Player of the Year as the Bobcats won the MAC title and earned a berth in the 2015 NCAA Championship...Also named *American Baseball Coaches Association/Rawlings* NCAA Division I Midwest All-Region Second Team and just the second POY in program history...Favorite players were Jim Thome and Roberto Alomar...Older brother, Lee, played at Eastern Michigan and younger brother, Jack, is currently on the OU baseball squad...Graduated from Mayfield High School in 2013 where he was two-time All-Ohio (2013 First Team, 2012 Second Team) and two-time Northeast Ohio Conference Player of the Year (2012, '13) for the Wildcats.



JORDAN LUPLOW 8

Age: 26, born September 26, 1993 in Fresno, CA

Resides: San Diego, CA Position: Outfielder

Bats: R Throws: R Height: 6-1 Weight: 195

ML Service: 1 + 112

Pronunciation: /LOOP-low/

Contract Status (Options): Signed thru 2020 (1)

Acquired: November 14, 2018; Acquired by the Cleveland Indians along with INF Max Moroff from the Pittsburgh Pirates in exchange for INF Erik González, RHP Tahnaj Thomas and RHP Dante Mendoza.



YEAR	CLUB	AVG	G	AB	R	H	2B	3B	HR	RBI	SH	SF	HB	BB	SO	SB	CS	SLG	OBP	OPS	E
2014	Jamestown	.277	62	220	31	61	12	1	6	30	6	3	3	27	44	10	6	.423	.360	.782	1
2015	West Virginia	.264	106	390	74	103	36	3	12	67	6	4	6	59	67	11	2	.464	.366	.830	21
2016	Bradenton	.254	104	354	63	90	23	3	10	54	1	6	4	60	78	6	2	.421	.363	.784	2
2017	Altoona	.287	73	254	45	73	15	0	16	37	0	1	4	29	45	1	3	.535	.368	.903	0
	Indianapolis	.325	44	160	29	52	7	1	7	19	0	1	5	16	36	4	1	.513	.401	.914	3
	Pittsburgh	.205	27	78	6	16	3	1	3	11	0	1	2	6	22	0	1	.385	.276	.660	1
2018	Indianapolis	.287	88	314	41	90	25	3	8	49	0	2	2	39	64	7	2	.462	.367	.829	3
	Pittsburgh	.185	37	92	16	17	1	3	3	7	0	0	1	10	18	2	2	.359	.272	.631	1
2019	CLEVELAND	.276	85	225	42	62	15	1	15	38	0	1	2	33	61	3	2	.551	.372	.923	0
	Columbus	.311	13	45	12	14	3	0	2	7	0	0	2	10	14	2	1	.511	.456	.967	0
Minor Lge. Totals		.278	490	1737	295	483	121	11	61	263	13	17	26	240	348	41	17	.466	.371	.836	30
CLEVELAND TOTALS		.276	85	225	42	62	15	1	15	38	0	1	2	33	61	3	2	.551	.372	.923	0
American League		.276	85	225	42	62	15	1	15	38	0	1	2	33	61	3	2	.551	.372	.923	0
National League		.194	64	170	22	33	4	4	6	18	0	1	3	16	40	2	3	.371	.274	.644	2
MLB TOTALS		.241	149	395	64	95	19	5	21	56	0	2	5	49	101	5	5	.473	.331	.804	2

CAREER TRANSACTIONS

- 2014 Selected by the Pittsburgh Pirates in the 3rd round (100th overall) of the June draft. Signed, 6/16.
- 2018 Acquired by the Cleveland Indians along with Max Moroff from the Pittsburgh Pirates in exchange for Erik González, Tahnaj Thomas and Dante Mendoza, 11/14.
- 2019 IL - right hamstring strain, 8/6-9/1....rehab AAA Columbus, 8/27-9/1.

FIELDING BY POSITION

2019										CAREER									
PCT	G	PO	A	E	TC	DP		PCT	G	PO	A	E	TC	DP					
1.000	76	117	5	0	122	1	Outfield	.991	128	208	10	2	220	1					

2019 SEASON HIGHLIGHTS

- ◆ Spent most of the season on the Major League roster in his first campaign in the Indians organization and was a highly effective weapon against left-handed pitching, finishing 4th in the American League with 14 homers against LHP and recorded the 4th-highest slugging pct. (.742) and on-base pct. against lefties (.439)...Season OPS vs. LHP was 1.181 and .573 vs. RHP as 25 of his 31 extra-base hits came against lefties...The OPS vs. lefties was fourth-highest in all of MLB (min. 100 PA) behind J.D. Martinez, Nelson Cruz and Alex Bregman.
- ◆ Overall on the year he made 32 starts in right field (42 games), 25 starts in left field (34 games) and 3 starts in center field (4 games)... Entered the year with just one career start in center...Was on the 10-day Injured List, August 6-Sept. 1, with a right hamstring strain suffered sliding into third base on August 5 vs. Minnesota.
- ◆ Opened the year on the Major League roster, going 3-for-15 (.200) in 7 games before being optioned to AAA Columbus on April 13...Was recalled on April 28 and spent the remainder of the year on the Major League roster or IL, batting .281 (59-for-210) with 15 2B, 15 HR and 38 RBI over his final 85 games (.377/.576/.953).

CAREER SNAPSHOT

ORGANIZATION PLAYER OF THE YEAR

2017: Pittsburgh (NL)

MLB.COM ORGANIZATION ALL-STAR

2015: Pittsburgh (NL)

2017: Pittsburgh (NL)

MID-SEASON ALL-STAR

2017: Altoona (EAS)

BASEBALL AMERICA LOW CLASS A ALL-STAR

2015: West Virginia (SAL)

OPS vs. Left-Handed Pitchers 2019 MLB HITTERS

- J.D. Martinez(BOS) 1.381
 - Nelson Cruz (MIN) 1.207
 - Alex Bregman (HOU) 1.186
 - Jordan Luplow(CLE) 1.181**
 - Mitch Garver (MIN) 1.170
- +Min. 125 plate appearances

- ◆ Following his August 11 stint he batted .303 (10-for-33) in September with 2 2B, 4 HR and 9 RBI in 16 games over the final month of the season...Overall in 2019 at Triple-A he hit .311 (14-for-45) w/3 2B, 2HR, and 7 RBI over 13 games w/a .385 (5-for-13) mark vs LHP.
- ◆ Enjoyed a trio of two-homer games in 2019, two against the White Sox (May 9 and May 14) and added a third Sept. 28 at Washington...Now owns four career two-homer games...Connected for four homers off Chicago lefty Manny Bañuelos... Was 5-for-26 (.263) as a pinch-hitter and hit .308 (28-for-91) with runners on base...From July 27-end of season he batted .346 (18-for-52) with 5 2B, 5 HR and 10 RBI over his final 22 ML games.

**CLEVELAND OPS LEADERS,
APRIL 28-END OF SEASON**

1. Jordan Luplow	.953
2. Carlos Santana	.927
3. José Ramírez	.873
4. Francisco Lindor	.854
5. Tyler Naquin	.848
+Min. 220 plate appearances	

PRO CAREER

- ◆ **2018** Split the season between Indianapolis and Pittsburgh...Began season with Triple-A Indy...Tied for second in the International League in doubles (22), ranked fourth in RBI (47) and fifth in extra-base hits (34) at the time of his recall to Pittsburgh on 7/6...Homered twice on 7/14 vs. Milwaukee (G2)...Four stints with Pittsburgh...Made his first professional start in center field on 9/24 at Chicago (NL)...Had an appendectomy on 9/27 at Northwestern Hospital in Chicago
- ◆ **2017** Hit .302 (125-for-414) with 22 doubles, 23 home runs and 56 RBI in 117 minor-league games and was named Pittsburgh's Minor League Player of the Year...His 23 home runs led the PIT minor league system and were the most by a Pirates minor-league player since JaCoby Jones hit 23 in 2014...Set minor-league career highs in batting, games, hits and home runs; tied career high in runs scored (also 2015)...Promoted to Indianapolis on 6/30...Was selected by Pittsburgh on 7/28 and made Major League debut that night in San Diego...Was recalled again on 8/28 and hit .246 in 20 games during the month of September...Singled off Cincinnati's Tyler Mahle for first big league hit on 9/2...Connected off Cincinnati LHP Wandy Peralta for first Major League homer on 9/2.
- ◆ **2015** Made a position change from outfield to third base while playing entire season with West Virginia...Ranked 2nd in SAL in extra-base hits (51) and T2nd in runs scored...Also tied for fourth in doubles and slugging percentage...Missed a month with a biceps strain.
- ◆ **2014** Spent first professional season with Jamestown and was named the team's MVP...Led all New York-Penn outfielders with 17 assists.

PERSONAL/MISCELLANEOUS

Full name **JORDANTHOMAS LUPLOW**...Single...Is a 2012 graduate of Buchanan High School in Clovis, CA...Named first-team all-conference as a junior after hitting .420 with eight home runs, 11 doubles and 30 RBI...Participated in California North/South series and **Rawlings** NorCal World Series in 2011...Missed most of his senior high school season rehabbing from injury and appeared in just four games...Was also a first-team all-conference selection in football as a kicker and defensive back...Played baseball at Fresno State for three seasons (2012-2014); was a teammate of New York's Aaron Judge in 2012 and 2013...Was honored as the Mountain West Conference Player of the Year in 2014 after hitting .377 with 21 doubles, one triple, nine homers, 48 RBI and 40 runs scored in 57 games...Was also announced as a Golden Spikes Award semifinalist in 2014 and was named a finalist for the Gregg Olson Award, recognizing college baseball's breakout player of the year...Was named a second-team NCAA All-American and a **Collegiate Baseball Newspaper Louisville Slugger** third-team All-American in 2014...Batted .314 with 14 home runs and 103 RBI in 157 games during his three seasons at Fresno State...Hit .325 in 41 games with the Orleans Firebirds in the 2013 Cape Cod League...His great uncle, Al Luplow, spent seven seasons in the Majors (1961-1967) and played in 481 games for the Indians from 1961-65.

CTRIBE TIDBITS

Moved to Westchester, Ohio and then Fresno, California as a kid.

Dad, Mark, is from Saginaw, Michigan...Grandpa played football at Michigan State...Never met his great uncle, Al Luplow.

Memorable trip as a family was when he was 12, visiting Australia where his Uncle got married. His uncle was a professional skateboarder.

Made extra money in high school by being a soccer ref.

Played football in high school as a wide receiver, cornerback and kicker. Almost focused on football as a career.

Came close to going to UCLA for baseball & to be a kicker.

Has a passion for animals and is a regular volunteer at the Cleveland APL.

Favorite player growing up was David Wright and favorite team to watch was the San Francisco Giants.

Notable teammates are Aaron Judge, Justin Wilson, Doug Fister, Austin Winds and Jason Donald.

Had surgery on each shoulder senior year of HS

Biggest off-field accomplishment is being able to teach Special Olympic kids to snowboard.

LUPLOW'S FAVORITES

Favorite Movie: Shooter

Favorite Group/Artist: Wiz Khalifa

Favorite Athlete Growing Up: David Wright

Person Who Most Influenced: Uncle, Alan Peterson

Favorite Team Growing Up: Detroit Lions

Favorite Thing to do Away From Baseball: Hunting/fishing

Favorite road city: Chicago

Favorite road ballpark: AT & T Park

Favorite TV Show: That 70's Show

LUPLOW'S CAREER GAME HIGHS

HITS: 3, two times, last June 5, 2019 vs. Minnesota; **RUNS:** 3, Sept. 28, 2019 at Washington; **DOUBLES:** 2, two times, Aug. 4, 2019 vs. LA Angels; **HR:** 2, four times, last Sept. 28, 2019 at Washington; **RBI:** 3, five times, last Sept. 10, 2019 at Los Angeles-AL; **SB:** 1, several; **WALKS:** 3, Sept. 24, 2019 at Chicago-AL; **HITTING STREAK:** 6 games, June 14-21, 2019; **GRAND SLAMS:** n/a; **LEAD-OFF HR:** n/a; **"WALK-OFF" HR:** n/a; **PINCH-HIT HR:** n/a.



CONNOR MARABELL 79

SPRING INVITEE

Age: 25, born March 28, 1994 in Jacksonville, FL



@Cmarabell2

Resides: St. Johns, FL Position: Outfielder



connormarabell

Bats: L Throws: L Height: 6-1 Weight: 195

ML Service: 0 + 000

Pronunciation: \mare-ah-BELL\

Contract Status: Signed thru 2020

Acquired: Selected by Cleveland in the 25th round (754th overall) of the 2015 First-Year Player Draft.

YEAR	CLUB	AVG	G	AB	R	H	2B	3B	HR	RBI	SH	SF	HB	BB	SO	SB	CS	SLG	OBP	OPS	E
2015	Mahoning Valley	.222	61	230	19	51	5	3	1	18	7	1	2	6	17	0	2	.283	.247	.529	3
2016	Lake County	.311	95	338	41	105	32	4	6	50	2	6	1	33	50	11	3	.482	.368	.850	1
	Lynchburg	.266	35	128	11	34	13	1	1	19	0	2	0	4	17	1	1	.406	.284	.690	1
	Lynchburg	.238	97	362	43	86	15	1	6	45	2	3	1	31	57	8	5	.334	.297	.631	7
2017	Columbus	.467	5	15	0	7	2	0	0	1	0	0	0	1	3	0	2	.600	.500	1.100	1
	Akron	.268	11	41	2	11	1	0	0	2	0	0	0	3	8	0	0	.293	.318	.611	1
	Akron	.296	89	345	52	102	23	4	11	64	2	4	3	23	58	4	3	.481	.341	.822	0
2018	Columbus	.214	31	117	12	25	8	1	2	9	0	0	0	3	16	1	0	.350	.233	.584	0
	Akron	.273	111	421	51	115	23	1	8	50	1	3	3	28	52	7	1	.390	.321	.710	3
	Columbus	.203	20	64	6	13	3	0	1	7	0	0	0	5	5	1	1	.297	.261	.558	0
Minor Lge. Totals		.266	555	2061	237	549	125	15	36	265	14	19	10	137	283	33	18	.394	.312	.706	17

CAREER TRANSACTIONS

2015 Selected by the Cleveland Indians in the 25th round (754th overall) of the June draft. Signed, 6/18.

2019 SEASON HIGHLIGHTS

- ◆ Spent most of the year in AA Akron and was elevated to AAA Columbus in early June for one week before spending the last three weeks with Columbus after August 16...Combined on the year he batted .264 (128-for-485) with 26 2B, 9 HR and 57 RBI in 131 games...Was second among organizational hitters in games, sixth in hits and tied for eighth in doubles...Combined on the year appeared in 47 games in RF, 41 games in LF and 9 games in CF...Hit .273 (6-for-22) in 7 playoff games for the Int'l League champs (HR, 4 RBI).

CAREER SNAPSHOT

MID-SEASON ALL-STAR

2018: Akron (EAS)

2019: Akron (EAS)

MILB.COM ORGANIZATION ALL-STAR

2018: Cleveland (AL)

POST-SEASON ALL-STAR

2016: Lake County (MID)

PRO CAREER

- ◆ **2018** Named Eastern League Mid-Season All-Star and an *MilB.com* Organizational All-Star...Led the RubberDucks in batting average (.296), OPS (.822) and tied for the lead in RBI (64)...Played for Glendale in the Arizona Fall League, hitting .294 with nine XBH and 10 RBI in 22 games.
- ◆ **2017** First taste of AAA action, batting a combined .249 (104-for-418) with 18 2B, 6 HR and 48 RBI in 113 games.
- ◆ **2016** Led the Captains with 32 doubles and a .482 slugging percentage, which was the second-best mark among all qualified Minor Leaguers...Led Indians system with 45 doubles.

PERSONAL/MISCELLANEOUS

Full name **CONNOR SCOTT MARABELL**...Attended Jacksonville University in 2014-2015 where he was second team all-Atlantic Sun Conference in 2015 after hitting .326 with 21 doubles, 6 HR and 54 RBI...Batted .371 with a .440 OBP in 2014...Played at Seminole State in 2013 was named FCSAA All-State first Team, and all Mid-Florida Conference first team and to the academic conference team...Graduated from Bartram Trail High School in Jacksonville in 2012 where he also played football...His dad and uncle both played baseball at Jacksonville...His father coached former big leaguer Billy Butler in high school...Chipper Jones and Jim Edmonds were among his favorite players...Diehard Jacksonville Jaguars fan.



HENRY MARTINEZ 80

SPRING INVITEE

Age: 25, born April 27, 1994 in Cabral, Dominican Republic



Resides: Cabral, DR

Position: Pitcher

Bats: R

Throws: R

Height: 6-1

Weight: 180

ML Service: 0 + 000

Contract Status: Signed thru 2020

Acquired: September 23, 2013; Signed by Cleveland as an amateur free agent.

		OPPONENTS																			
YEAR	CLUB	W-L	ERA	G	GS	CG	SHO	SV	IP	H	R	ER	HR	HB	BB	SO	WP	BK	AVG	SLG	OBP
2014	DSL Indians	2-1	2.70	20	0	0	0	7	36.2	33	15	11	3	1	12	28	2	0	.252	.397	.317
2015	AZL Indians	1-0	3.34	13	0	0	0	2	32.1	35	17	12	0	1	12	24	3	1	.273	.359	.336
	Mahoning Valley	1-0	1.00	4	0	0	0	0	9.0	12	1	1	0	2	1	5	0	0	.353	.353	.405
2016	Mahoning Valley	0-3	4.88	21	0	0	0	3	31.1	39	20	17	2	3	9	29	4	0	.300	.423	.354
2017	Lake County	5-3	3.15	35	1	0	0	3	60.0	54	30	21	1	1	16	59	0	1	.238	.326	.285
	Lynchburg	0-0	4.50	1	0	0	0	1	2.0	6	2	1	0	0	0	0	0	0	.545	.636	.545
2018	Lynchburg	0-0	1.29	6	0	0	0	4	7.0	3	1	1	1	0	3	10	0	0	.125	.250	.222
	Akron	2-1	2.76	32	0	0	0	11	32.2	30	12	10	1	0	9	32	2	0	.248	.331	.300
	Columbus	1-0	10.64	10	0	0	0	0	11.0	18	13	13	0	0	4	14	2	0	.367	.490	.415
2019	Columbus	2-2	5.61	36	0	0	0	4	43.1	48	29	27	4	1	19	37	4	0	.286	.458	.356
	Akron	0-1	1.10	11	0	0	0	0	16.1	6	2	2	0	0	10	11	1	0	.120	.160	.267
Minor Lge. Totals		14-11	3.71	189	1	0	0	35	281.2	284	142	116	12	9	95	249	18	2	.265	.374	.326

CAREER TRANSACTIONS

2013 Signed by Cleveland as a non-drafted free agent, 9/23.

2019 SEASON HIGHLIGHTS

◆ Spent most of the season in AAA Columbus, making a combined 47 appearances for the Clippers and AA Akron...Combined he was 2-3 with 4 saves (7 chances) and a 4.37 ERA (59.2IP, 54H, 29ER, 48SO)...His 47 outings were tied for second in the organization...Spent bulk of the season in Triple-A save a five week stretch in Akron, July 24-August 31...Combined on the year right-handed hitters batted .218 (27-for-124).

PRO CAREER

◆ **2018** Combined over his three stops (A Lynchburg, AA Akron, AAA Columbus) he was 3-1 with 15 saves and a 4.26 ERA in 48 relief appearances (50.2IP, 51H, 24ER, 16BB, 56SO, 9.9 SO per 9.0 IP)...Most appearances and saves in the Player Development system...Saved 15 of 16 opportunities...Combined ERA at Lynchburg and Akron was 2.50 (11ER/39.2IP)... Started the year in Lynchburg, was with Akron, 4/27-8/1 and finished the year with Columbus...ERA at Columbus was marred by consecutive 0.1IP, five earned run outings on 8/5 and 8/8, otherwise Triple-A ERA was 2.61 (3ER/10.1IP)... Pitched for Escogido in the Dominican Winter League after the season (14 games, 11.2 innings)

◆ **2017** Pitched to a 3.15 ERA in Class-A Lake County, limiting Midwest League batters to a .238 average against.

PERSONAL/MISCELLANEOUS

Full name **HENRY MARTINEZ**...Single...Favorite team growing up was the New York Yankees and his favorite player was Pedro Martinez...Also played left field and first base until he was 16 years old...Attended Teresa Peña School and Francisco Amadin Peña School in the Dominican Republic.



PHIL MATON

88

Age: 27, born March 25, 1993 in Paducah, KY

Resides: Chatham, IL

Position: Pitcher

Bats: R **Throws:** R

Height: 6-2

Weight: 206

ML Service: 2 + 047

Pronunciation: \MAY-tohn\

Contract Status: Signed thru 2020 (1 option remaining)

Acquired: July 12, 2019; Acquired by Cleveland from the San Diego Padres in exchange for international bonus slot money.



@PhilMaton7

pmaton7

OPPONENTS

YEAR	CLUB	W-L	ERA	G	GS	CG	SHO	SV	IP	H	R	ER	HR	HB	BB	SO	WP	BK	AVG	SLG	OBP
2015	Tri-City	4-2	1.38	23	0	0	0	6	32.2	23	6	5	0	0	5	58	1	0	.192	.225	.224
2016	Ft. Wayne	1-1	1.42	8	0	0	0	1	12.2	14	3	2	0	0	1	19	1	0	.269	.346	.283
	Lake Elsinore	3-2	1.91	25	0	0	0	9	33.0	17	9	7	2	0	8	47	3	0	.149	.281	.203
	El Paso	1-0	1.50	5	0	0	0	1	6.0	1	1	1	0	2	12	0	0	.053	.211	.143	
2017	El Paso	1-1	2.84	23	0	0	0	13	25.1	22	10	8	1	0	8	31	1	0	.234	.319	.288
	San Diego	3-2	4.19	46	0	0	0	1	43.0	41	23	20	10	1	14	46	0	0	.248	.467	.311
2018	San Diego	0-2	4.37	45	0	0	0	0	47.1	50	25	23	3	2	23	55	4	0	.269	.403	.354
	Lake Elsinore	0-0	0.00	1	0	0	0	0	1.0	2	0	0	0	0	1	2	0	0	.400	.600	.500
	San Antonio	0-0	1.59	5	0	0	0	0	5.2	5	1	1	1	0	1	7	0	0	.227	.364	.261
	El Paso	0-0	2.84	6	0	0	0	2	6.1	5	2	2	0	1	1	10	0	0	.200	.400	.259
2019	San Diego	0-0	7.77	21	0	0	0	0	24.1	34	22	21	6	1	6	20	1	0	.321	.585	.363
	El Paso	2-1	2.89	13	0	0	0	2	18.2	17	6	6	2	2	6	30	0	0	.250	.382	.325
	Columbus	0-1	2.53	9	0	0	0	3	10.2	5	3	3	1	0	4	17	0	0	.143	.229	.231
	CLEVELAND	0-0	2.92	9	0	0	0	0	12.1	4	5	4	1	1	6	13	2	0	.098	.220	.229
Minor Lge. Totals		12-8	2.07	118	0	0	0	37	152.0	111	41	35	8	3	37	233	6	0	.200	.300	.252
CLEVELAND TOTALS		0-0	2.92	9	0	0	0	0	12.1	4	5	4	1	1	6	13	2	0	.098	.220	.229
American League		0-0	2.92	9	0	0	0	0	12.1	4	5	4	1	1	6	13	2	0	.098	.220	.229
National League		3-4	5.02	112	0	0	0	1	114.2	125	70	64	19	4	43	121	5	0	.274	.468	.341
MLB TOTALS		3-4	4.82	121	0	0	0	1	127.0	129	75	68	20	5	49	134	7	0	.259	.448	.331

CAREER TRANSACTIONS

- 2015 Selected by the San Diego Padres in the 20th round (597th overall) of June draft. Signed, 6/13.
- 2018 DL-right lat strain, 5/13-6/20...rehab A Lake Elsinore, 6/5, and AA San Antonio, 6/8-17.
- 2019 Traded by the San Diego Padres to the Cleveland Indians for international bonus slot money, 7/12.

FIELDING BY POSITION

2019								CAREER							
PCT	G	PO	A	E	TC	DP		PCT	G	PO	A	E	TC	DP	
.889	30	6	2	1	9	0	Pitcher	.952	121	11	9	1	21	0	

PITCHERS HITTING

2019					CAREER				
AVG	AB	H	HR	RBI	AVG	AB	H	HR	RBI
.250	4	1	--	1	.250	4	1	--	1

2019 SEASON HIGHLIGHTS

- ◆ Acquired by Cleveland from San Diego on July 12 and spent the last six weeks of the Major League season in the Indians bullpen after his final recall of August 15...Was on San Diego's Opening Day roster and overall spent five stints with the Padres (March 27-April 3; Apr. 14-20; Apr. 30; May 5-31; June 15-July 1)...Around his stints with the Padres he posted a 2.89 ERA in 13 relief outings in AAA El Paso (18.2IP, 17H, 6ER, 6BB, 30SO).
- ◆ Following the July 12 trade, his option was transferred to AAA Columbus...Was recalled three times by Cleveland (August 2-4; August 7; Aug. 15-remainder) and around his tenure with the Indians posted a 2.53 ERA in nine relief outings with the Clippers (10.2IP, 5H, 3R/ER 4BB, 17SO, .143 avg)...Currently owns a career Minor League ERA of 2.07 (152.0IP, 111H, 35ER, 233SO, .200 avg, 13.8 SO per 9.0IP).
- ◆ With Cleveland he allowed earned runs in three of his nine outings and recorded four appearances of at least 2.0 IP with the Indians...His 3.0-inning outing of July 2 with San Diego vs. SF equaled a career-longest outing...Held right-handed batters to a .236 (21-89) batting average in 2019 while left-handed batters posted a .293 (17-58) mark.

PRO CAREER

- ◆ **2018** Spent most of the season with SD, making 45 relief appearances out of the SD bullpen...Began the season with El Paso (AAA) but did not make an appearance before being recalled by SD on 4/4...Fanned a career-high five batters and worked a career-high 2.2 innings on 4/11 at COL...Placed on the 10-day DL on 5/13 with a right lat strain...Reinstated on 6/21...Made two appearances for SD before being optioned to AAA on 6/24...Recalled by SD on 7/9, remaining with the big-league club for the rest of the season...Prior to the All-Star break, owned a 2.49 ERA (6 ER, 21.2 IP) in 20 appearances with no HR...Following the All-Star break, had a 5.96 ERA (17 ER, 25.2 IP) in 25 games, allowing three HR...Nicknamed "Spin Rate" on the back of his jersey for Players' Weekend, led SD with an average spin rate of 2,634 revolutions per minute (min. 200 pitches thrown).
- ◆ **2017** Split the season between El Paso (AAA) and SD, making his ML debut on 6/11 vs. KC and becoming the first player selected by the Padres in the 2015 Draft to make the big leagues...At the time of his call-up to the big-league squad on 6/11, he ranked tied for the Pacific Coast League lead with 13 saves in 13 opportunities and pitched to a 2.84 ERA (8 ER, 25.1 IP) with 31 SO against nine BB...Tossed a perfect eighth inning against the heart of the Royals' order on 6/11 in the seven-pitch big league debut...Began his ML career with an 8.1-scoreless inning streak in his first 10 relief appearances from 6/11-30 with 11 SO against no walks and limiting opposing hitters to .167 overage...During the scoreless streak, earned his first ML save on 6/17 at MIL and his first ML win on 6/21 at CHC.
- ◆ **2016** Split the season between Fort Wayne (A), Lake Elsinore (A) and El Paso (AAA), pitching to a combined 5-3 record with a 1.74 ERA (10 ER, 52.2 IP) and 78 SO against 11 BB while limiting opponents to a .173 batting average in 38 relief appearances...Missed some time with FW while on the seven-day DL from 4/9-5/10 with a left oblique strain.
- ◆ **2015** Made his professional debut with Tri-City (A), pitching to a 4-2 record with a 1.38 ERA (5 ER, 32.2 IP) and 58 SO to five BB while limiting opponents to a .192 batting average in 23 relief appearances...Named to the Northwest League Short-Season All-Star Team by *Baseball America*.

PERSONAL/MISCELLANEOUS


Full name **PHILLIP LOUIS MATON III**...Engaged, Katelynn...Has three brothers, Marc, who ran track and field at Southeast Missouri State, Nick, who is in the Phillies minor league system (7th rd pick, 2017), and Jake, who redshirted in 2019 at Coastal Carolina University due to elbow surgery...Attended Louisiana Tech University where he led Conference USA and LA Tech with 90 strikeouts on the season in his senior year...Ranked second-all time in LA Tech baseball history in strikeouts (324) while ranking in the top 10 in career wins (21) and appearances as a pitcher (67)...Named to the Second Team All-Conference by Conference USA in 2015...Named First Team All-Western Athletic Conference in 2013 by *CollegeSportsMadness.com* and the league's 10 coaches...Also during the 2013 season, led the WAC in strikeouts while ranking second in ERA...Ranked among the top 50 Division I pitchers in the country that same year...Attended Glenwood High School (IL) where he led the Titans to a state title and was named 3A Championship Player of that game...His hobbies include golfing and fishing...His all-time favorite baseball player is Nolan Ryan.

MATON'S FAVORITES

- Favorite Movie:** Top Gun
- Favorite School Subject:** Any science
- Favorite Team(s) Growing Up:** St. Louis Cardinals
- Persons Who Has Most Influenced:** Parents
- Favorite Road City:** Seattle
- Favorite Road Stadium:** Yankee Stadium
- Favorite TV Show:** Rick and Morty

MATON'S CAREER GAME HIGHS

BB's: 3, four times, last Aug. 25, 2019 vs. KC; **K's:** 5, April 11, 2018 at Colorado; **LONGEST OUTING:** 3.0IP, two times, July 2, 2019 vs. SF; **HR:** 2, three times; **LAST WIN:** September 9, 2017 at Arizona; **LAST SAVE:** June 17, 2017 @MIL; **CONSECUTIVE SCORELESS APPS:** 9.1IP, April 5-25, 2018 (w/SD)



TRISTON MCKENZIE

75

Age: 22, born August 2, 1997 in Brooklyn, NY

Resides: Loxahatchee, FL **Position:** Pitcher

Bats: R **Throws:** R **Height:** 6-5 **Weight:** 165

ML Service: 0 + 000

Contract Status (options remaining): Signed thru 2020 (3)

Acquired: Selected by Cleveland in the 1st round (42nd overall) in the 2015 First-Year Player Draft.



@T_eazy24

triston.mckenzie

YEAR	CLUB	W-L	ERA	G	GS	CG	SHO	SV	IP	H	R	ER	HR	HB	BB	SO	WP	BK	OPPONENTS		
																			AVG	SLG	OBP
2015	AZL Indians	1-1	0.75	4	3	0	0	0	12.0	4	1	1	0	0	3	17	1	0	.100	.125	.163
2016	Lake County	2-2	3.18	6	6	0	0	0	34.0	27	12	12	2	1	6	49	3	0	.214	.325	.256
	Mahoning Valley	4-3	0.55	9	9	1	0	0	49.1	31	7	3	2	2	16	55	3	0	.180	.262	.258
2017	Lynchburg	*12-6	3.46	25	25	0	0	0	143.0	105	62	55	14	1	45	*186	7	1	.203	.322	.267
2018	Akron	7-4	2.68	16	16	0	0	0	90.2	63	31	27	8	4	28	87	5	0	.191	.316	.262
2019									INJURED - DID NOT PITCH												
Minor Lge. Totals		26-16	2.68	60	59	1	0	0	329.0	230	113	98	26	8	98	394	19	1	.194	.305	.260

CAREER TRANSACTIONS

2015 Selected by the Cleveland Indians in the 1st round (42nd overall) of the June Draft.

2019 SEASON HIGHLIGHTS

- ◆ Did not pitch due to injury in 2019, suffering a strain of the right rotator cuff (subcapularis) during spring training...Was shutdown for eight weeks and upon returning from the injury over the summer, he suffered a right pectoral strain that effectively ended his campaign.... Added to the 40-man roster on November 20.

2020 PUBLICATION CLUB PROSPECT RANKINGS
Baseball America 7th
MLB.com 9th

PRO CAREER

- ◆ **2018** Started the year on the 7-day DL with forearm soreness, made season debut with Akron, 6/7...Led RubberDucks starters in ERA... Named top prospect in Indians system by *Baseball America*, *MLB Pipeline* and *Baseball Prospectus*...Named Best Curveball in Indians Farm System by *Baseball America*...Ranked as the No. 11 prospect in the Eastern League by *Baseball America* following the 2018 season.
- ◆ **2017** Named Carolina League Pitcher of the Year in his age-19 season, as he paced the league in strikeouts (186), wins (12) and opponent batting average...186 strikeouts ranked 2nd in all of Minor League Baseball and struck out 10 or more batters on six occasions... Represented the Indians at the 2017 MLB *SiriusXM* Futures Game and was named to the Carolina League's Mid-Season and Postseason All-Star teams.
- ◆ **2016** Named *Baseball America's* 2016 Short-Season Pitcher of the Year after going 6-5 with a 1.62 ERA over 15 starts between Mahoning Valley and Lake County...Recognized as third-best prospect and Best Curveball in Indians organization entering 2017 by *Baseball America*.

CAREER SNAPSHOT

MILB.COM ORGANIZATION ALL-STAR
2017: Cleveland (AL)

BASEBALL AMERICA HIGH CLASS A ALL-STAR
2017: Lynchburg (CAR)

PITCHER OF THE YEAR
2017: Lynchburg (CAR)

POST-SEASON ALL-STAR
2017: Lynchburg (CAR)


FUTURES GAME SELECTION
2017: Lynchburg (CAR)

MID-SEASON ALL-STAR
2017: Lynchburg (CAR)

BASEBALL AMERICA SHORT-SEASON ALL-STAR
2016: Mahoning Valley (NYP)

PERSONAL/MISCELLANEOUS

Full name **TRISTON ANDREW MCKENZIE**...Single...Signed by Juan Alvarez...2015 graduate of Royal Palm Beach High School (FL), recording a senior ERA of 0.79 (157 SO, 91.0 IP)...Was committed to play at Vanderbilt prior to signing with Cleveland... Was a 2015 *Perfect Game USA* first-team Preseason All-American and led Royal Palm Beach to the Class 7A state tournament for the first time since 2000...His brother, Tyler, is currently a freshman infielder at Vanderbilt.



JEAN CARLOS MEJÍA 73

Age: 23, born August 26, 1996 in Gaspar Hernández, DR

jean_mejia26

Resides: Gaspar Hernández, DR

Position: Pitcher

Bats: R Throws: R Height: 6-5

Weight: 240

ML Service: 0 + 000

Contract Status (options remaining): Signed thru 2020 (2)

Acquired: November 29, 2013; Signed by Cleveland as a Non-Drafted Free Agent.

OPPONENTS

YEAR	CLUB	W-L	ERA	G	GS	CG	SHO	SV	IP	H	R	ER	HR	HB	BB	SO	WP	BK	AVG	SLG	OBP
2014	DSL Indians	3-0	2.70	16	0	0	0	1	33.1	22	14	10	0	3	15	29	6	1	.182	.256	.288
2015	DSL Indians	4-3	1.37	19	0	0	0	1	39.1	30	17	6	1	4	12	25	7	0	.217	.268	.295
2016	DSL Indians	2-4	3.48	17	1	0	0	5	33.2	33	21	13	0	3	5	22	3	0	.239	.319	.279
2017	AZL Indians	1-0	3.14	10	0	0	0	6	14.1	13	6	5	0	0	5	19	2	0	.228	.263	.290
	Mahoning Valley	1-0	0.00	11	0	0	0	3	22.2	6	0	0	0	2	5	31	5	0	.083	.097	.165
2018	Lake County	4-8	3.13	17	15	0	0	0	92.0	84	41	32	3	3	20	97	7	4	.241	.347	.288
	Lynchburg	0-1	6.00	1	1	0	0	0	6.0	5	4	4	0	0	1	3	0	0	.227	.273	.250
2019	Lynchburg	3-1	4.09	8	8	0	0	0	33.0	28	16	15	0	1	9	36	5	0	.226	.282	.284
Minor Lge. Totals		18-17	2.79	99	25	0	0	16	274.1	221	119	85	4	16	72	262	35	5	.216	.290	.278

CAREER TRANSACTIONS

2013 Signed by Cleveland as a non-drafted free agent, 11/29.

2019 SEASON HIGHLIGHTS

◆ Was limited to just eight starts on the year due to a pelvic and core-muscle injuries, which eventually required season-ending surgery and ended his campaign on June 7...Was also on the Injured List, April 17-May 14, with a hip strain...Had surgery on June 24 in Cleveland to repair a sports hernia...Did not allow a run over his last two starts (7.0IP)...Went 2-0 with a 2.25 ERA in three April starts (16.0IP, 9H, 4ER, 21SO)...Right-handed batters hit .177 (14-for-79) with a .441 OPS allowed.


2020 PUBLICATION CLUB PROSPECT RANKINGS	
<i>Baseball America</i>	30th
<i>MLB.com</i>	27th

PRO CAREER

- ◆ **2018** Spent most of the season at Class-A Lake County, missing six weeks with right elbow inflammation, 4/19-6/6...Fanned 10 batters over consecutive starts, 7/25-30, and recorded back-to-back 7.0-inning, scoreless starts in those outings...Went 3-2 with a 2.19 ERA in six July starts (37.0IP, 24H, 9ER, 5BB, 45SO)...Promoted to Lynchburg, 9/1, for his final start of the season...Added to the 40-man roster on 11/20.
- ◆ **2017** Led the AZL Indians and finished third in Arizona League with six saves...Made 11 scoreless appearances for Mahoning Valley, striking out 31 batters in 22.2 innings of work (12.3 K-per-9.0IP)...Combined on the year he posted a 1.22 ERA in 21 games (5ER/37.0IP/50SO).
- ◆ **2014-16** Spent first three years of professional career in the Dominican Summer League.

PERSONAL/MISCELLANEOUS

Full name **JEAN CARLOS MEJÍA**...Married, Yalimar Rivera...Grew up an Indians fan, always chose to be Cleveland in local pickup games...Favorite player growing up was Bartolo Colon...First player from his pueblo (Gaspar Hernández) to make a 40-man roster.



OSCAR MERCADO 35

Age: 25, born December 16, 1994 in Cartagena, Colombia

Resides: Tampa, FL

Position: Outfielder

Bats: R Throws: R

Height: 6-2

Weight: 197

ML Service: 0 + 139

Contract Status (Options remaining): Signed thru 2020 (1)

Acquired: July 31, 2018; Acquired from the St. Louis Cardinals in exchange for OF Conner Capel and OF Jhon Torres.



YEAR	CLUB	AVG	G	AB	R	H	2B	3B	HR	RBI	SH	SF	HB	BB	SO	SB	CS	SLG	OBP	OPS	E
2013	GCL Cardinals	.209	42	163	18	34	5	4	1	14	0	3	3	17	39	12	4	.307	.290	.597	15
2014	Johnson City	.224	60	245	41	55	9	1	3	25	0	1	8	20	37	*26	7	.306	.303	.609	33
2015	Peoria	.254	117	472	70	120	23	3	4	44	5	5	8	23	61	*50	*19	.341	.297	.638	41
2016	Palm Beach	.215	125	442	50	95	23	1	0	27	6	5	9	44	71	33	*20	.271	.296	.567	*32
2017	Springfield	.287	120	477	76	137	20	4	13	46	1	4	9	32	112	*38	*19	.428	.341	.769	6
2018	Memphis	.285	100	382	73	109	21	1	8	42	2	3	4	36	64	31	8	.408	.351	.759	5
	Columbus	.252	32	103	12	26	5	1	0	5	2	0	1	13	23	6	4	.320	.342	.662	2
2019	Columbus	.294	30	119	24	35	10	1	4	15	1	0	4	16	32	14	3	.496	.396	.891	1
	CLEVELAND	.269	115	438	70	118	25	3	15	54	7	4	5	28	84	15	4	.443	.318	.761	6
	Minor Lge. Totals	.254	626	2403	364	611	116	16	33	218	17	21	46	201	439	210	84	.357	.321	.678	135
	CLEVELAND TOTALS	.269	115	438	70	118	25	3	15	54	7	4	5	28	84	15	4	.443	.318	.761	6
	American League	.269	115	438	70	118	25	3	15	54	7	4	5	28	84	15	4	.443	.318	.761	6
	National League	--	--	--	--	--	--	--	--	--	--	--	--	--	--	--	--	--	--	--	--
	MLB TOTALS	.269	115	438	70	118	25	3	15	54	7	4	5	28	84	15	4	.443	.318	.761	6

CAREER TRANSACTIONS

2013 Selected by the St. Louis Cardinals in the 2nd round (57th overall) of the MLB June Amateur Draft.

2018 Acquired by Cleveland from the St. Louis Cardinals in exchange for OF Conner Capel and OF Jhon Torres, 7/31.

WORLD BASEBALL CLASSIC RECORD

YEAR	CLUB	AVG	G	AB	R	H	2B	3B	HR	RBI	SH	SF	HBP	BB	SO	SB	CS	E
2017	Colombia	.000	2	1	1	0	0	0	0	0	0	0	0	0	0	0	0	0

FIELDING BY POSITION

PCT	G	PO	2019				TC	DP	Outfield	PCT	G	PO	A	E	TC	DP
			A	E	TC	DP										
.976	110	236	6	6	248	0		Outfield	.976	110	236	6	6	248	0	

2019 SEASON HIGHLIGHTS

◆ Made his Major League debut with Cleveland on May 14 at Chicago-AL and played his way into the American League Rookie of the Year conversation...Led American League rookies in stolen bases (15) and runs scored (70) and finished third in hits (118) and T3rd in doubles (25)... His 15 homers were the most by a Tribe rookie since Ben Francisco (15 in 2008)...Only Jody Gerut (22, 2003), Russell Branyan (16, 2000) and Ben Broussard (16, 2003) have hit more since 2000... Garnered three third-place votes to finish eighth in the AL Rookie of the Year voting, two points shy of Vladimir Guerrero Jr. for 7th.

◆ Spent the first six weeks of the season in AAA Columbus, batting .294 (35-for-119) with 10 doubles, 1 triple, 4 home runs and 15 RBI in 30 games (.396/.496/.891), stealing 14 bases in 17 attempts while scoring 24 runs...At the time of his May 14 recall he was leading the International League in steals, 6th in doubles and 9th in extra-base hits (tied) and runs... He appeared in 28 games in CF, 5 games in LF and 4 games in RF while hitting .326 (14-for-43) with runners on base...Batted .400 (16-for-40) in exhibition play this spring in his first Major League camp with the club.

CAREER SNAPSHOT

MID-SEASON ALL-STAR

2015: Peoria (MID)

2017: Springfield (TEX)

MLB.COM ORGANIZATION ALL-STAR

2014: St. Louis (NL)

- ◆ Recorded his first career hit on May 18 vs. Baltimore (John Means) and connected for his first career homer on May 26 vs. Tampa Bay (Oliver Drake)...Enjoyed his first career two-homer game on July 15 vs. Detroit and went 5-for-5 with 2 runs scored on July 19 vs. Kansas City...Also had a 4-hit game on July 27 at Kansas City...Career-high 4 RBI on June 16 at Detroit and recorded a walk-off single on June 11 vs. Cincinnati... His best month was June, batting .318 (34-for-107) with 8 2B, 1 3B, 3 homers and 13 RBI in 26 games.
- ◆ Was the club's primary center fielder, making 77 starts (82 games) in CF, 20 starts in left field (24 games) and 7 starts in right field (9 games)...Batted .323 (31-for-96) with runners on base...From Sept. 4-24, he batted .347 (26-for-75) with 6 2B, 5 HR and 18 RBI, T3rd-most RBI in the AL in that span and T10th in batting average...His 7 sacrifice bunts ranked tied for T3rd among AL batters.

PRO CAREER

- ◆ **2018** Acquired at the 2018 trade deadline, hit a combined .278 (135-for-485) with 26 2B, 2 3B, 8 HR, 47 RBI and 37 steals...Recorded professional career-bests in runs (85), doubles, RBI and on-base pct. (.349)...Spent the first four months of the 2018 season with AAA Memphis...Rated as the 5th-best prospect in the Indians system by **ESPN's** Kieth Law (entering 2019 season)...At the time of the trade was leading the Pacific Coast League in stolen bases (31-for-39), was second in runs (73), tied for fourth in hits (109) and was leading the Cardinals system in steals and runs...Rated the 10th overall prospect in the Cardinals system according to **MLB.com** at the time...Over his last 17 games with AAA Columbus, he batted .344 (21-for-61)
- ◆ **2017** Made the full conversion from shortstop to outfield...Named to the Texas League Mid-Season All-Star team...Led the Texas League in stolen bases (38) and caught stealing (19)... Ranked among the Texas League leaders in batting (.287, 10th), hits (137, 5th) and runs (76)...Recorded career-highs in hits (137), home runs (13)...Participated in the World Baseball Classic for Colombia and appeared in two games, scoring one run...Rated as the "Best Defensive Outfielder" in the Cardinals organization by **Baseball America**.
- ◆ **2016** Converted from shortstop to outfield in late July...Tied for second in the Florida State League with 33 stolen bases.
- ◆ **2015** Named to the Midwest League Mid-Season All-Star team...Led the Midwest League in stolen bases (50) and caught stealing (19)... Led all STL minor leaguers in steals and ranked in the Top-10 in runs (70, 3rd), hits (120, T7th) and doubles (23, T8th).
- ◆ **2014** Led the Appalachian League with 26 stolen bases, ranking third among Cardinals minor leaguers.

PERSONAL/MISCELLANEOUS

Full name **OSCAR MAURICIO MERCADO**...Single...Played high school baseball at Tampa Gaither High School, the same high school which produced Tampa Bay Rays manager Kevin Cash...Signed his letter of intent to play college baseball at Florida State University... Has a passion for animals and is a regular volunteer at the Cleveland APL...Was MVP of the 2020 Tribe Fest.

AL ROOKIE LEADERS, SB	
1. Oscar Mercado (CLE)	15
2. Cavan Biggio (TOR)	14
3. Dylan Moore (SEA)	11
AL ROOKIE LEADERS, HITS	
1. Vladimir Guerrero Jr. (TOR)	126
2. Eloy Jiménez (CWS)	125
3. Oscar Mercado (CLE)	118
4. Luis Arraez (MIN)	109
AL ROOKIE LEADERS, RUNS	
1. Oscar Mercado (CLE)	70
2. Eloy Jiménez (CWS)	69
3. Cavan Biggio (TOR)	66
4. Yordan Álvarez (HOU)	58
AL ROOKIE LEADERS, Doubles	
1. Vladimir Guerrero Jr. (TOR)	26
Yordan Álvarez (HOU)	26
3. Oscar Mercado (CLE)	25
Christin Stewart (DET)	25

CTRIBE TIDBITS

Born in Cartagena, Colombia and moved to the Tampa area around age seven.

Has twin sister, Natalia, who he is very close with. She just graduated from UCF and is starting dental school at Temple University.

Describes himself as a "sports geek". Passionate about basketball, especially the NBA.

Biggest period of adversity was in 2016 in High-A. Had his worst year at the plate and in the field and was moved from SS to the outfield. According to Oscar, the position switch probably salvaged his career.

MERCADO'S FAVORITES	
Favorite Movie:	The Sandlot
Favorite Group/Artist:	Ozuna
Favorite Athlete Growing Up:	LeBron James
Favorite Team Growing Up:	NY Yankees
Person Who Has Most Influenced You:	My parents (Oscar and Arevealo)
Favorite Thing Away From Baseball:	Play Basketball
Favorite TV Show:	Two and a half men
Favorite Road City:	Toronto
Favorite Road Stadium:	Fenway Park
Favorite School Subject:	Law Studies

MERCADO'S CAREER GAME HIGHS	
HITS: 5, July 19, 2019 vs. KC; RUNS: 3, two times, last June 18, 2019 at Texas; DOUBLES: 2, three times, last Sept. 14, 2019 vs. Minnesota; HR: 2, July 15, 2019 vs. Detroit; RBI: 4, June 16, 2019 at Detroit; SB: 2, three times; WALKS: 2, July 16, 2019 vs. Detroit; HITTING STREAK: 8 games Sept. 8-17, 2019; GRAND SLAMS: n/a; LEAD-OFF HR: n/a; "WALK-OFF" HR: n/a; INSIDE-THE-PARK HR: n/a; PINCH-HIT HR: June 6, 2019 vs. Minnesota (Rogers); EJECTIONS: 0.	



SCOTT MOSS

74

Age: 25, born October 6, 1994 in Boynton Beach, FL

scottmoss30

Resides: Deltona, FL

Position: Pitcher

Bats: L

Throws: L

Height: 6-6

Weight: 225

ML Service: 0 + 000

Contract Status (options remaining): Signed thru 2020 (3)

Acquired: July 31, 2019; Acquired from Cincinnati in a three-team trade with OF Yasiel Puig in exchange for RHP Trevor Bauer (sent to Cincinnati). OF Franmil Reyes, INF Victor Nova and LHP Logan Allen were sent from San Diego to Cleveland. OF Taylor Trammell went from Cincinnati to San Diego.

OPPONENTS

YEAR	CLUB	W-L	ERA	G	GS	CG	SHO	SV	IP	H	R	ER	HR	HB	BB	SO	WP	BK	AVG	SLG	OBP
2016	Billings	3-1	2.35	10	10	0	0	0	38.1	35	13	10	2	1	14	29	1	0	.241	.331	.313
2017	Dayton	13-6	3.45	26	26	0	0	0	135.2	114	62	52	11	8	48	*156	10	0	.224	.329	.299
2018	Daytona	*15-4	3.68	25	25	0	0	0	132.0	135	66	54	13	5	41	112	6	0	.262	.390	.321
2019	Chattanooga	6-5	3.44	20	20	2	0	0	102.0	84	45	39	7	3	57	123	1	0	.227	.341	.333
	Akron	2-0	0.00	2	2	0	0	0	10.0	3	1	0	0	0	5	13	1	0	.091	.152	.211
	Columbus	2-1	1.93	4	4	0	0	0	18.2	12	4	4	1	0	8	23	1	0	.179	.239	.263
Minor Lge. Totals		41-17	3.28	87	87	2	0	0	436.2	383	191	159	34	17	173	456	20	0	.234	.344	.312

CAREER TRANSACTIONS

- 2013 Selected by the Colorado Rockies in the 38th round of the June Draft. Did not sign.
- 2016 Selected by the Cincinnati Reds in the 4th round (108th overall) of the June Draft.
- 2019 Traded as part of a three-team trade by the Cincinnati Reds with Yasiel Puig to the Cleveland Indians. San Diego sent Victor Nova, Logan Allen and Franmil Reyes to Cleveland, who sent Trevor Bauer to Cincinnati. The Reds sent Taylor Trammell to the San Diego Padres, 7/31.

2019 SEASON HIGHLIGHTS

- ◆ Acquired at the trading deadline after making 20 starts at AA Chattanooga, posting a mark of 6-5 with a 3.44 ERA and at the time of the trade was third in strikeouts and owns the 11th-lowest ERA in the Southern League...Was ranked as the 12th-best prospect in the Reds organization at the time of the trade (*MLB.com*)...Assigned to AA Akron and posted two scoreless starts (10.0IP, 3H, 5BB, 13SO) before being elevated to Columbus on August 15...Fanned 9 in his Aug. 27 start at Louisville (4.2IP)...Left final start of Sept. 1 at Toledo after 4.0 scoreless innings with a R hip strain (precautionary)...Combined on the year he was 10-6 with a 2.96 ERA in 26 starts (130.2IP, 99H, 43ER, 159SO, .211 avg)...Added to the 40-man roster on Nov. 20.

PRO CAREER

- ◆ **2018** Ranked by *MLB.com* (16) and *Baseball America* (26) as one of the Reds' top prospects...Ranked among Florida State League leaders in wins (15, 1st), starts (25, T2nd), ERA (3.68, 6th) and innings pitched (132.0, 4th)...Led all Reds farmhands with 15 wins while ranking sixth in ERA.
- ◆ **2017** Ranked by both *Baseball America* and *MLB.com* as the Reds' 29th-best prospect...Ranked among Midwest League leaders in strikeouts (1st, 156), wins (2nd, 13), starts (T2nd, 26), opponents batting average (4th, .224), innings pitched (5th, 135.2) and ERA (6th, 3.45)...13 victories were tops among all Reds farmhands while his 156 strikeouts ranked second.

PERSONAL/MISCELLANEOUS

Full name **SCOTT IAN MOSS**...Single...Limited to a redshirt sophomore campaign at the University of Florida after undergoing reconstructive left elbow surgery entering his freshman campaign for the Gators...Did not pitch as a redshirt freshman and posted a 1.57 ERA in his sophomore year of 2016 (14G/5GS, 23.0IP, 15H, 4ER, 31SO)...Named to the 2016 SEC All-Tournament Team and was a three-time member of the SEC Academic Honor Roll, 2014-16...Made one start during the SEC tournament, hurling six innings of shutout ball while only allowing three hits in a 1-0 Gator win over LSU... Graduated from DeLand (FL) High School in 2013...Earned all-state recognition in Class 8A and was a first-team All-Central Florida selection in 2013, when he was also the Florida Athletic Coaches Association District 9 Player of the Year...Chosen as the *Daytona Beach News-Journal's* Player of the Year...Posted a 0.52 ERA, with 70 strikeouts in 40.1 innings...Was also a member of the National Honor Society, Fellowship of Christian Athletes and the Engineering Academy at DeLand.

CAREER SNAPSHOT

MID-SEASON ALL-STAR

- 2017: Dayton (MID)
- 2019: SOU North All-Stars (SOU)

POST-SEASON ALL-STAR


- 2018: Daytona (FSL)

MLB.COM ORGANIZATION ALL-STAR

- 2017: Cincinnati (NL)

2020 PUBLICATION CLUB PROSPECT RANKINGS

<i>Baseball America</i>	13th
<i>MLB.com</i>	18th



TYLER NAQUIN 30

Age: 28, born April 24, 1991 in Spring, TX

Resides: Iola, TX

Position: Outfielder

Bats: L Throws: R

Height: 6-2

Weight: 195

ML Service: 3 + 033

Contract Status (options remaining): Signed thru 2020 (1)

Acquired: Selected by Cleveland in the 1st round (15th overall pick) of the 2012 First-Year Player Draft.



@TyNaquin

tyler.naquin

YEAR	CLUB	AVG	G	AB	R	H	2B	3B	HR	RBI	SH	SF	HB	BB	SO	SB	CS	SLG	OBP	OPS	E
2012	Mahoning Valley	.270	36	137	22	37	11	2	0	13	0	0	7	17	26	4	3	.380	.379	.758	2
2013	Carolina	.277	108	448	69	124	27	6	9	42	2	1	6	41	112	14	7	.424	.345	.769	4
	Akron	.225	18	80	9	18	3	0	1	6	0	0	5	22	1	3	.300	.271	.571	0	
2014	Akron	.313	76	304	54	95	12	5	4	30	1	5	2	29	71	14	3	.424	.371	.795	1
2015	Akron	.348	34	141	16	49	12	1	1	10	0	1	3	15	24	7	1	.468	.419	.887	1
	Columbus	.263	50	186	34	49	13	0	6	17	3	2	2	25	49	6	2	.430	.353	.784	1
2016	CLEVELAND	.296	116	321	52	95	18	5	14	43	2	2	4	36	112	6	3	.514	.372	.886	2
	Columbus	.286	17	70	6	20	3	1	1	8	0	1	0	8	15	1	2	.400	.354	.754	0
2017	CLEVELAND	.216	19	37	4	8	2	0	0	1	0	1	0	2	9	0	1	.270	.250	.520	0
	Columbus	.298	80	295	42	88	14	4	10	51	1	4	0	30	71	5	2	.475	.359	.833	0
2018	CLEVELAND	.264	61	174	22	46	7	0	3	23	0	1	2	6	42	1	1	.356	.295	.651	0
	Akron	.000	1	2	0	0	0	0	0	0	0	0	0	1	1	0	0	.000	.333	.333	--
	Columbus	.125	5	16	1	2	1	0	0	0	0	0	0	0	5	0	0	.188	.125	.313	0
2019	CLEVELAND	.288	89	274	34	79	19	0	10	34	2	2	2	14	66	4	2	.467	.325	.792	0
	Akron	.200	2	5	0	1	1	0	0	0	0	0	0	0	1	0	0	.400	.200	.600	0
	Columbus	.333	4	18	4	6	1	1	3	6	0	0	0	0	4	0	0	1.000	.333	1.333	0
Minor Lge. Totals		.287	431	1702	257	489	98	20	35	183	7	14	20	171	401	52	23	.430	.357	.787	9
CLEVELAND TOTALS		.283	285	806	112	228	46	5	27	101	4	6	8	58	229	11	7	.453	.335	.788	2
American League		.283	285	806	112	228	46	5	27	101	4	6	8	58	229	11	7	.453	.335	.788	2
National League		--	--	--	--	--	--	--	--	--	--	--	--	--	--	--	--	--	--	--	--
MLB TOTALS		.283	285	806	112	228	46	5	27	101	4	6	8	58	229	11	7	.453	.335	.788	2

CAREER TRANSACTIONS

- 2009 Selected by the Baltimore Orioles in the 33rd round of the June draft. Did not sign.
- 2012 Selected by the Cleveland Indians in the 1st round (15th overall) of the June draft. Signed on 6/15.
- 2018 DL - left hamstring strain, 5/12-6/14...rehab AA Akron, 6/3...rehab AAA Columbus, 6/6-13.
- 2018 DL - right hip surgery, 7/26-remainder of season.
- 2019 IL - left calf strain, 5/11-6/3...rehab AA Akron, 5/26-27, and AAA Columbus, 5/29-6/2.
- 2019 IL - torn ACL/right knee, 8/31-remainder of season.

POSTSEASON RECORD

YEAR	CLUB	AVG	G	AB	R	H	2B	3B	HR	RBI	SH	SF	HBP	BB	SO	SB	CS	E
2016	CLE (ALDSvBOS)	.250	2	4	0	1	0	0	0	2	0	0	0	0	3	0	0	0
	CLE (ALCSvTOR)	.167	4	12	0	2	2	0	0	0	0	0	0	0	6	0	0	0
	CLE (WSvCHI)	.143	5	7	0	1	0	0	0	0	1	0	0	1	5	0	0	0
TOTALS		.174	11	23	0	4	2	0	0	2	1	0	0	1	14	0	0	0

FIELDING BY POSITION

PCT	G	PO	2019				PCT	G	PO	CAREER				
			A	E	TC	DP				A	E	TC	DP	
1.000	80	165	11	-	176	11	Outfield	.996	266	486	19	2	507	3

2019 SEASON HIGHLIGHTS

- ◆ Enjoyed a solid campaign before suffering an untimely injury on August 30 at Tampa Bay making a spectacular fifth-inning catch against the left field wall, saving a potential home run...Placed on the 10-day Injured List the following day and transferred to the 60-day IL on Sept. 1 to conclude his season.
- ◆ Was also on the 10-day IL, May 11-June 3, with a left calf strain, rehabbing between AA Akron and AAA Columbus, May 26-June 3...Following his return he batted .293 (54-for-184) with 13 2B, 9 HR and 24 RBI in his last 59 games (.330/.511/.841)... Hit .387 (24-for-62) in July with 8 2B, 3 HR, 12 RBI and 13 runs (1.079 OPS) over 18 games and from July 7-August 30 he batted .327 (36-for-110) with 7 2B, 4 HR and 13 RBI in 36 games (.359/.500/.859).

CAREER SNAPSHOT

BEST PLAY, OFFENSE - MLB.COM AWARDS

2016: Cleveland (AL)

ROOKIE OF THE MONTH

June 2016: Cleveland (AL)

July 2016: Cleveland (AL)

MLB.COM ORGANIZATION ALL-STAR

2013: Cleveland (AL)

2014: Cleveland (AL)

ALL-PROSPECT TEAM

2013: Surprise (AFL)

MID-SEASON ALL-STAR

2013: Carolina (CAR)

2016 AMERICAN LEAGUE ROOKIE OF THE YEAR VOTING

Player (Team)	1st	2nd	3rd	PTS
1. Michael Fulmer (DET)	26	4		142
2. Gary Sánchez (NYY)	4	23	2	91
3. Tyler Naquin (CLE)	2	14		20

◆ On the year he made 60 starts in right field 14 starts in left field and 3 starts at designated hitter...Despite the knee injury finished second in the American League with a team-high 11 outfield assists...Carries a 242-game errorless streak dating back to May 16, 2016 into the 2020 season...Was 3-for-9 as a pinch-hitter, hit .274 (29-for-106) with men on base.

PRO CAREER

◆ **2018** Spent virtually the entire season between Cleveland and two trips to the DL, the second of which required surgery that ended his season... Was the club's Opening Day left fielder...Optioned to AAA Columbus on 4/6 and recalled two days later after Chisenhall went on the DL...Was on the 10-day DL, 5/12-6/14, with a L hamstring strain suffered on 5/11 vs. KC...Enjoyed an 11-game hitting streak from 5/1-6/17, a career-best... Was scratched from the lineup on 7/27 at Detroit (last game, 7/25 vs. PIT) and was later diagnosed with a stress reaction in his right hip...Underwent surgery to stabilize the stress reaction on 8/2 at the Cleveland Clinic (Dr. James Rosneck; 6-to-10 week recovery)...Rosneck inserted three screws in Naquin's femur...Was sidelined in 2015 with a similar injury.

◆ **2017** Spent most of season in AAA Columbus, spending three stints with Cleveland around six-week stint on minor league DL, 5/36/2, with lower back soreness...Opened season on big league roster after Chisenhall's late spring injury.

◆ **2016** Finished third in BBWAA A.L. Rookie of Year voting...Also named to **Topps** and **Baseball America** Major League rookie All-Star teams after season...Made the club out of spring (Brantley D.L.; Almonte suspended)...Made Major League debut on 4/5 vs. Boston and collected first career hit the next night vs. Boston off Clay Buchholz...Hit first career home run on 6/3 vs. KC off Edinson Volquez...Hit two HR with six RBI on 7/20 at KC to equal club rookie single-game record for RBI...Also collected 10 total bases in the game to equal rookie club record (tied for club 2016 single-game high)...Became first Tribe rookie to have a multi-home game that included at least six RBIs since 1986 (Cory Snyder), while no rookie had enjoyed a six-RBI game since 1990 (Turner Ward)... Finished tied for 10th in A.L. in 3B...Hit walk-off inside-the-park home run on 8/19 vs. Toronto off Roberto Osuna...Became second player in Indians history to hit a walk-off inside-the-park homer, joining Braggo Roth on 8/13/1916 vs. the St. Louis Browns (League Park) as the Indians became the first team in MLB history to have a game-tying HR (José Ramírez) and a walk-off inside-the-park HR in same inning (**Elias**)...Six such home runs of that variety from 1991-2016 (last Angel Pagan 2013)...No extra-base-hits in last 59 at-bats (9/6)...Made 10 starts in center field in Postseason (11 games, 4-for-23, .174, 2 2B, 2 RBI).

◆ **2015** Hit a combined .300 (98/327) in 84 games between Akron and Columbus (.828 OPS)... Season started late (4/24) at Akron as he recovered from spring training quad strain...Missed 17 days with concussion symptoms from 7/30-8/15 after outfield wall collision on 7/29 vs. Indianapolis...Did not play at Columbus after 8/24 due to right hip soreness.

◆ **2014** Spent entire season at AA Akron where his season ended on 6/27 vs. Harrisburg after suffering a broken left hand (HBP) that eventually required surgery one week later... Ranked near top of Eastern League batters in average and runs scored...Named sixth-best prospect (and Best Outfield Arm) in Indians system entering 2015 (**Baseball America**)

◆ **2013** Tied for second in organization in runs (78) and hits (142) in his first full season... Entered 2013 as the sixth-best prospect in the system according to **MLB.com** and 4th-best according to **BA**...Batted .339 (39/115) in 27 games (22 runs) in AZ Fall League.

PERSONAL/MISCELLANEOUS

Full name **TYLER WESLEY NAQUIN**...Single...Played his college ball at Texas A&M where he batted .380 (92-242) during his 2012 junior season with 3 HR & 49 RBI in 61 games (.999 OPS)...The first-team All-Big 12 selection was also a semifinalist for 2012 USA Baseball Golden Spikes Award and received **Louisville Slugger** Third-Team All-America honors...As a sophomore, led all NCAA Division I batters in hits (104) and hit a Big 12-best .381 (104-for-273)...He was named Big 12 Player of the Year and garnered All-America honors from **College Baseball Insider** (First Team), **American Baseball Coaches Association/Rawlings** and **Collegiate Baseball** (both second-team) on an Aggie team that advanced to the CWS...Member of the 2011 USA Baseball Collegiate National Team, batting .321 (17-53) in 12 games that summer...Finished three-year collegiate career with a .348 (238-687) average...Entering the draft he was named the "Best Pure Hitter" (colleague) by **Baseball America**...Three-year letterwinner at Klein Collins High School in Spring, TX, graduating in 2009...2017-2020 Tribe Fest participant...Regular participant in Indians Youth Baseball Camps and Clinics.

NAQUIN'S FAVORITES

Favorite Movie: Mad Max

Favorite Group/Artist: Metallica

Favorite Athlete Growing Up:
Ken Griffey, Jr.

Person Who Has Most Influenced You:
Mom (Roanna), Dad (Ken), Brother (Zac)


Favorite Road City: New York

Favorite Road Stadium: Yankee Stadium

Favorite TV Show: Hell on Wheels

NAQUIN'S CAREER GAME HIGHS

HITS: 4, July 2, 2019 at Kansas City; **RUNS:** 3, Aug. 15, 2019 at NYY; **DOUBLES:** 2, three times, last July 2, 2019 at Kansas City; **HR:** 2, July 20, 2016 at Kansas City; **RBI:** 6, July 20, 2016 at Kansas City; **SB:** 1, several times; **WALKS:** 2, several; **HITTING STREAK:** 11 games, May 1-June 17, 2018; **GRAND SLAMS:** N/A; **LEAD-OFF HR:** N/A; **WALK-OFF HR:** Aug. 19, 2016 vs. Toronto (Osuna); **INSIDE-THE-PARK HR:** Aug. 19, 2016 vs. Toronto (Osuna); **PINCH-HIT HR:** N/A



OLIVER PÉREZ 39

Age: 38, born August 15, 1981 in Culiacan, Mexico

Resides: Paradise Valley, AZ Position: Pitcher

Bats: L Throws: L Height: 6-3 Weight: 225

ML Service: 15 + 093

Contract Status: Signed thru 2020

Acquired: January 25, 2019; Re-signed by Cleveland to a Major League free agent contract.

YEAR	CLUB	W-L	ERA	G	GS	CG	SHO	SV	IP	H	R	ER	HR	HB	BB	SO	WP	BK	OPPONENTS		
																			AVG	SLG	OBP
1999	Peoria	1-2	5.08	15	2	0	0	3	28.1	28	20	16	1	1	16	37	0	2	.243	.270	.341
2000	Idaho Falls	3-1	4.07	5	5	0	0	0	24.1	24	14	11	1	1	9	27	3	0	.270	.303	.340
2001	Ft. Wayne	8-5	3.46	19	19	0	0	0	101.1	84	46	39	9	1	43	98	1	2	.230	.303	.308
	Lake Elsinore	2-4	2.72	9	9	0	0	0	53.0	45	22	16	4	1	25	62	6	0	.225	.285	.311
2002	Lake Elsinore	3-3	1.85	9	8	0	0	0	48.2	36	13	10	0	2	24	66	0	0	.209	.209	.310
	Mobile	1-0	1.17	4	4	0	0	0	23.0	11	3	3	1	0	16	34	4	0	.147	.187	.297
	San Diego	4-5	3.50	16	15	0	0	0	90.0	71	37	35	13	5	48	94	3	0	.218	.377	.325
2003	Portland	3-3	3.02	8	8	0	0	0	47.2	44	20	16	6	4	12	48	1	1	.246	.346	.305
	San Diego	4-7	5.38	19	19	0	0	0	103.2	103	65	62	20	3	65	117	6	1	.258	.471	.365
	Pittsburgh	0-3	5.87	5	5	0	0	0	23.0	26	15	15	2	1	12	24	1	0	.283	.435	.371
2004	Pittsburgh	12-10	2.98	30	30	2	1	0	196.0	145	71	65	22	9	81	239	2	1	.207	.359	.295
2005	Pittsburgh	7-5	5.85	20	20	0	0	0	103.0	102	68	67	23	6	70	97	3	0	.264	.492	.382
	Indianapolis	0-1	9.90	3	3	0	0	0	10.0	14	11	11	3	1	12	4	1	0	.326	.605	.474
2006	Pittsburgh	2-10	6.63	15	15	0	0	0	76.0	88	64	56	13	3	51	61	4	1	.296	.481	.396
	Indianapolis	1-3	5.63	6	6	0	0	0	32.0	28	21	20	6	2	11	34	1	0	.233	.442	.306
	Norfolk	1-2	6.05	4	4	0	0	0	19.1	18	13	13	4	1	12	26	2	0	.250	.486	.360
	New York-NL	1-3	6.38	7	7	1	1	0	36.2	41	26	26	7	3	17	41	1	0	.287	.469	.370
2007	New York-NL	15-10	3.56	29	29	0	0	0	177.0	153	90	70	22	7	79	174	6	0	.229	.382	.314
	GCL Mets	0-0	0.00	1	1	0	0	0	4.0	2	0	0	0	1	0	7	0	0	.143	.143	.200
2008	New York-NL	10-7	4.22	34	#34	0	0	0	194.0	167	100	91	24	11	105	180	9	1	.234	.387	.338
2009	New York-NL	3-4	6.82	14	14	0	0	0	66.0	69	51	50	12	4	58	62	2	0	.273	.486	.411
	Buffalo	0-2	3.86	2	2	0	0	0	9.1	8	4	4	1	0	9	9	0	0	.229	.429	.386
	St. Lucie	0-1	6.00	1	1	0	0	0	3.0	7	6	2	1	0	1	3	1	0	.438	.750	.444
	Brooklyn	1-0	0.00	1	1	0	0	0	5.0	2	0	0	0	0	1	6	0	0	.125	.125	.176
2010	New York-NL	0-5	6.80	17	7	0	0	0	46.1	54	37	35	9	4	42	37	4	0	.293	.505	.429
	St. Lucie	1-1	4.63	2	2	0	0	0	11.2	7	6	6	2	1	4	14	1	0	.167	.381	.255
	Buffalo	0-0	2.31	2	2	0	0	0	11.2	10	4	3	2	2	7	10	2	0	.233	.419	.365
2011	Harrisburg	3-5	3.09	16	15	0	0	0	75.2	78	34	26	10	4	27	58	4	0	.268	.433	.336
2012	Tacoma	2-2	4.65	22	0	0	0	1	31.0	33	16	16	4	0	19	42	3	0	.273	.455	.369
	Seattle	1-3	2.12	33	0	0	0	0	29.2	27	7	7	1	0	10	24	2	0	.243	.324	.303
2013	Seattle	3-3	3.74	61	0	0	0	2	53.0	50	23	22	6	1	26	74	1	0	.249	.393	.338
2014	Arizona	3-4	2.91	68	0	0	0	0	58.2	50	25	19	5	7	24	76	3	2	.226	.357	.321
2015	Arizona	2-1	3.10	48	0	0	0	0	29.0	25	12	10	2	4	11	37	2	0	.223	.313	.315
	Houston	0-3	6.75	22	0	0	0	0	12.0	14	12	9	2	0	4	14	1	0	.275	.471	.327
2016	Washington	2-3	4.95	64	0	0	0	0	40.0	38	22	22	4	7	20	46	5	0	.248	.392	.359
2017	Washington	0-0	4.64	50	0	0	0	1	33.0	32	17	17	4	4	12	39	1	1	.254	.437	.336
2018	Scranton/WB	1-0	2.57	16	0	0	0	0	14.0	17	5	4	1	1	3	15	0	0	.327	.462	.362
	CLEVELAND	1-1	1.39	51	0	0	0	0	32.1	17	6	5	1	2	7	43	1	0	.155	.200	.217
2019	CLEVELAND	2-4	3.98	67	0	0	0	1	40.2	38	20	18	5	3	12	48	1	0	.242	.427	.306
Minor Lge. Totals		31-35	3.52	145	92	0	0	4	553.0	496	258	216	56	23	251	600	30	5	.241	.386	.327
CLEVELAND TOTALS		3-5	2.84	118	0	0	0	1	73.0	55	26	23	6	5	19	91	2	0	.206	.333	.270
American League		7-14	3.27	234	0	0	0	3	167.2	146	68	61	15	6	59	203	6	0	.232	.362	.302
National League		65-77	4.53	436	195	3	2	1	1272.1	1164	700	640	182	78	695	1324	52	8	.244	.415	.346
MLB TOTALS		72-91	4.38	670	195	3	2	4	1440.0	1310	768	701	197	84	754	1527	58	8	.242	.408	.341

POSTSEASON PITCHING RECORD

YEAR	CLUB	W-L	ERA	G	GS	CG	SHO	SV	IP	H	R	ER	HR	HB	BB	SO	WP	BK
2006	NYM (NLCS vSTL)	1-0	4.63	2	2	0	0	0	11.2	13	6	6	3	1	3	7	0	0
2015	HOU (ALDS vKC)	0-0	27.00	2	0	0	0	0	0.1	2	1	1	0	0	1	0	0	0
2016	WSH (NLDS vLA)	0-0	0.00	4	0	0	0	0	3.1	1	0	0	0	1	1	3	0	0
2017	WSH (NLDS vCHI)	1-0	0.00	2	0	0	0	0	1.0	1	0	0	0	0	0	0	0	0
TOTALS		2-0	3.86	10	2	0	0	0	16.1	17	7	7	3	2	5	10	0	0

WORLD BASEBALL CLASSIC PITCHING RECORD

YEARS	CLUB	W-L	ERA	G	GS	CG	SHO	SV	IP	H	R	ER	HR	HB	BB	SO	WP	BK
'06/09/13	Team Mexico	0-1	5.73	5	3	0	0	0	11.0	14	8	7	5	0	7	11	1	0

CAREER TRANSACTIONS

- 1999 Signed by the San Diego Padres as an amateur free agent, 3/4.
 2000 Loaned to Yucatan of the Mexican League, 6/2-22 & 7/18-9/6.
 2002 DL - left shoulder strain, 8/7-9/1
 2003 Traded by San Diego to the Pittsburgh Pirates along with Jason Bay and Cory Stewart in exchange for Brian Giles, 8/26.
 2005 DL - broken left big toe, 7/22-9/2...rehab at AAA Indianapolis, 8/22-9/1.
 2006 Traded by Pittsburgh to the New York Mets with Roberto Hernandez in exchange for Xavier Nady, 7/31.
 2007 DL - lower back stiffness, 6/27-7/14...rehab GCL Mets, 7/10-14.
 2009 Signed as a free agent by the New York Mets, 2/2.
 2009 DL - patellar tendinitis, right knee, 5/3-7/7...rehab AAA Buffalo, 5/26-28 & 7/2-7...rehab A St. Lucie, 6/22-27 & A Brooklyn, 6/28-7/1.
 2009 DL - patellar tendinitis, right knee, 8/24-remainder.
 2010 DL - patellar tendinitis, right knee, 6/1-7/20...rehab A St. Lucie, 6/30-7/7 & AAA Buffalo, 7/8-18.
 2011 Released by the New York Mets, 3/21. Signed as a free agent by the Washington Nationals, 3/23.
 2012 Signed as a free agent by the Seattle Mariners, 2/1.
 2014 Signed as a free agent by Arizona, 3/13.
 2015 Traded by Arizona to Houston for Junior Garcia, 8/8. Signed as a free agent by the Washington Nationals, 12/11.
 2018 Signed as a free agent by the Cincinnati Reds, 2/24. Released by Cincinnati, 3/22.
 2018 Signed as a free agent by the New York Yankees, 3/30. Released by New York, 6/1.
 2018 Signed as a free agent with the Cleveland Indians, 6/2.
 2019 Re-signed as a free agent with the Cleveland Indians, 1/25.

FIELDING BY POSITION

2019								CAREER							
PCT	G	PO	A	E	TC	DP		PCT	G	PO	A	E	TC	DP	
.800	67	1	3	1	5	0	Pitcher	.944	670	37	148	11	196	11	

2019 SEASON HIGHLIGHTS/CAREER HIGHLIGHTS

- ◆ Spent his second season in the Cleveland bullpen as the primary left-handed option for Terry Francona, leading the team in holds (22), which were 12th-most among American League relievers...Recorded scoreless outings in 53 of his 67 appearances, posting a 1.96 ERA from June 15 through Sept. 11 (18.1IP, 15H, 4ER, 19SO)... Recorded the 1500th strikeout of his Major League career on May 29 at Boston.
- ◆ Posted an 8.44 ERA in 10 April outings (5.1IP, 9H, 5R/ER) and did not record a monthly ERA above 2.57 between May and August...Allowed 19 extra-base hits after yielding only three long hits during the entire 2018 season...14 of his extra-base hits allowed came versus right-handed batters as righties recorded a .889 OPS against and an OPS of .607 by left-handed batters...Batters hit .242 (22-for-91) against him with runners on base and .291 (16-for-55) with RISP.
- ◆ **CAREER:** Owns third-most appearances (670) & third-most strikeouts (1527) among Mexican-born pitchers in MLB history ... Led the N.L. in SO per 9.0 IP in 2004 (11.0) and finished in the top 10 in ERA in the N.L. in 2004 and 2007...34 starts in 2008 with the Mets were tied for most in the N.L...Oliver pitched for Team Mexico in the 2006, 2009 and 2013 World Baseball Classic tournaments...Started both the final home opener and final game at Shea Stadium for the NY Mets in 2008.

2018 SEASON HIGHLIGHTS

- ◆ The June acquisition became a key member of the Indians bullpen from the moment he arrived, leading the team with 15 holds while recording scoreless appearances in 46 of his 51 outings and recording the highest WAR of any reliever on the staff(1.3)...His inherited runners scored pct. of 9.3 (4-of-43) was the lowest in the A.L....Was signed as a free agent on 6/2 after being granted his release from New York-AL...Spent the exhibition season with Cincinnati after signing on 2/25 and signed with the Yankees on March 30 following his release by the Reds...Yielded only 7.2 baserunners per 9.0IP and an OPS of .417 for the season (.490 OPS to LHH; .322 OPS to RHH), allowing just three extra-base hits.

PERSONAL/MISCELLANEOUS

Full name **OLIVER PÉREZ**...Married, Luz...Four kids: Oliver Jr., Lucianna, Maximo and Olianna...Attended Cobales High School in Culiacan, Mexico....Signed his first professional contract at the age of 16 with the Leones De Yucatan of the Mexican Summer League in 1998...Was a member of the 2002 Caribbean World Series champion Tometeros de Culiacan.

PÉREZ'S CAREER GAME HIGHS

K's (relief): 4, five times; **BB (relief):** 3, two times; **LONGEST OUTING (relief):** 3.0 innings, June 1, 2015 vs. Atlanta (w/ARI); **HR:** 2, two times, last April 15, 2019 at Seattle; **LAST SAVE:** Sept. 15, 2019 vs. Minnesota; **LAST WIN:** June 19, 2019 at Texas; **CONSECUTIVE SCORELESS APPS:** 22 games, June 17-August 12, 2015 (w/ARI & HOU); **CONSECUTIVE SCORELESS INNINGS:** 16.1IP (21G), July 13-September 14, 2012 (w/SEA).



ROBERTO PÉREZ 55

Age: 31, born December 23, 1988 in Mayaguez, PR

Resides: Avon, OH

Position: Catcher

robperez2015

Bats: R

Throws: R

Height: 5-11

Weight: 220

ML Service: 5 + 083

Contract Status: Signed thru 2020 w/club options in 2021 and 2022.

Acquired: Selected by Cleveland in the 33rd round (1,011th overall) of the 2008 First-Year Player Draft.

YEAR	CLUB	AVG	G	AB	R	H	2B	3B	HR	RBI	SH	SF	HB	BB	SO	SB	CS	SLG	OBP	OPS	E
2009	Mahoning Valley	.214	4	14	3	3	1	0	0	1	0	0	0	1	4	0	0	.286	.267	.552	0
	AZL Indians	.351	34	131	24	46	12	0	3	31	1	1	5	16	28	4	1	.511	.438	.949	5
	Lake County	.240	17	50	10	12	1	0	0	5	0	1	4	8	19	0	1	.260	.381	.641	1
2010	Lake County	.217	118	378	54	82	22	3	6	38	2	1	5	80	88	1	2	.339	.360	.699	3
2011	Kinston	.225	94	284	30	64	16	1	2	30	3	1	1	62	79	1	0	.310	.365	.675	8
2012	Akron	.212	95	283	31	60	16	2	1	31	7	4	6	49	67	0	1	.293	.336	.630	8
2013	Akron	.247	32	93	10	23	6	0	2	10	0	0	3	32	25	1	1	.376	.453	.829	2
	Columbus	.176	67	187	16	33	12	0	0	24	6	4	3	22	59	0	1	.241	.269	.509	7
2014	Columbus	.305	53	174	29	53	11	1	8	43	4	1	1	29	51	1	0	.517	.405	.922	3
	CLEVELAND	.271	29	85	10	23	5	0	1	4	5	0	5	26	0	0	0	.365	.311	.676	3
2015	CLEVELAND	.228	70	184	30	42	9	1	7	21	5	2	2	33	64	0	0	.402	.348	.751	4
2016	CLEVELAND	.183	61	153	14	28	6	1	3	17	5	3	0	23	44	0	0	.294	.285	.579	2
	AZL Indians	.333	6	9	4	3	0	0	0	3	0	0	5	1	0	0	0	.333	.571	.905	0
	Lake County	.000	1	2	0	0	0	0	0	0	0	0	1	0	0	0	0	.000	.333	.333	0
	Columbus	.400	2	5	1	2	1	0	0	0	0	0	2	1	0	0	0	.600	.571	1.171	0
2017	CLEVELAND	.207	73	217	22	45	12	0	8	38	4	1	0	26	71	0	1	.373	.291	.664	2
2018	CLEVELAND	.168	62	179	16	30	9	1	2	19	7	2	1	21	70	1	0	.263	.256	.519	5
2019	CLEVELAND	.239	119	389	46	93	9	1	24	63	7	4	4	45	127	0	0	.452	.321	.774	3
Minor Lge. Totals		.237	523	1610	212	381	98	7	22	216	23	13	28	307	422	8	7	.347	.365	.713	37
CLEVELAND TOTALS		.216	414	1207	138	261	50	4	45	162	33	12	7	153	402	1	1	.376	.305	.681	19
American League		.216	414	1207	138	261	50	4	45	162	33	12	7	153	402	1	1	.376	.305	.681	19
National League		--	--	--	--	--	--	--	--	--	--	--	--	--	--	--	--	--	--	--	--
MLB TOTALS		.216	414	1207	138	261	50	4	45	162	33	12	7	153	402	1	1	.376	.305	.681	19

CAREER TRANSACTIONS

2006 Selected by the Los Angeles Dodgers in the 29th round of the June draft, did not sign.

2008 Selected by the Cleveland Indians in the 33rd round (1011th) of the June draft. Signed, 8/11.

2016 DL - right thumb fracture/surgery, 5/1-7/17...rehab Rookie AZL Indians, 7/3-11...rehab A Lake County, 7/13...rehab AAA Columbus, 7/14-17.

POSTSEASON RECORD

YEAR	CLUB	AVG	G	AB	R	H	2B	3B	HR	RBI	SH	SF	HBP	BB	SO	SB	CS	E
2016	CLE (ALDS vBOS)	.222	3	9	3	2	0	0	1	1	0	0	0	2	2	0	0	0
	CLE (ALCS vTOR)	.143	5	14	0	2	1	0	0	1	1	0	0	1	7	0	0	0
	CLE (WS vCHI)	.200	7	20	2	4	0	0	2	5	1	0	0	4	6	0	0	1
2017	CLE (ALDS vNYY)	.300	4	10	1	3	0	0	1	2	0	0	0	2	3	0	0	1
TOTALS		.208	19	53	6	11	1	0	4	9	2	0	0	9	18	0	0	2

WORLD BASEBALL CLASSIC

YEAR	CLUB	AVG	G	AB	R	H	2B	3B	HR	RBI	SH	SF	HBP	BB	SO	SB	CS	E
2017	Puerto Rico	.143	2	7	2	1	0	0	0	0	0	0	0	2	1	0	0	0

FIELDING BY POSITION

PCT	2019								PCT	CAREER							
	G	PO	A	E	TC	DP	PB	G		PO	A	E	TC	DP	PB		
.997	118	1082	52	3	1137	12	0		.995	406	3545	206	19	3770	28	16	

2019 SEASON HIGHLIGHTS

- ◆ Had an outstanding year in his first season as the starting backstop, recording the 3rd-highest bWAR among all Major League catchers (3.9), the highest single-season mark by a Tribe catcher since Yan Gomes in 2014 (4.0)...Collected career-highs in numerous offensive category and his 23 home runs as a catcher ranked tied for 5th among MLB catchers and were the 2nd-highest single-season total in franchise history (hit one at DH).

CAREER SNAPSHOT

RAWLINGS A.L. GOLD GLOVE

2019: Cleveland (A.L.)

WILSON MLB DEFENSIVE PLAYER OF THE YEAR

2019: Cleveland (A.L.)

BIS FIELDING BIBLE AWARD

2019: Cleveland (A.L.)

CTRIBE TIDBITS

Did not learn English until he was in college at age 17 when he moved to Florida.

Was drafted by the Dodgers in the 29th round of the 2006 draft but didn't want to be another Latin catcher who could not communicate with his pitchers. Felt language was very important to be a pro catcher, went back to college and mastered the language. Speaking English helped him take charge and be a leader as a catcher.

Had a full ride to Cumberland in Tennessee, was tired of school so he decided to sign with the Indians for \$10,000.

Biggest period of adversity was 2013 when he had Bells Palsy in Triple-A. The lingering affects of which still affect him somewhat to this day.

- ◆ Became the first Indians catcher to earn a Rawlings Gold Glove since Sandy Alomar in 1990...Also earned a *B/S* Fielding Bible Award and was named Major League Defensive Player of the Year by *Wilson*...His 30 Defensive Runs Saved outpaced all other Major League catchers by at least 17 runs and was tied for the highest total by a catcher since *Baseball Info Solutions (BIS)* began tracking the metric in 2003...Overall appeared in a career-high 118 games at catcher, making 114 starts as the club went 68-46 (.596) in his starts and posted a 3.58 ERA with him behind the plate (395ER/993.2IP)...Compiled a franchise record .997 fielding percentage (3 errors/1137 total chances) and did not record a passed ball in 118 games and 993.2 innings behind the plate, just the fourth catcher since at least 1930 with at least 118 games caught without a passed ball...Indians pitchers hurled the second-fewest wild pitches (42) in the American League and the third-fewest stolen bases (53) allowed in MLB, the fewest in the AL... Threw out 20 of 49 (40.8%) potential base stealers on the season, best mark in the AL...The Tribe yielded only 17 stolen bases in 28 attempts in 74 second half games.
- ◆ Batted .256 (52-for-203) with 16 homers and 36 RBI (.872 OPS) in the first half before falling back to a .220 (41-for-186) mark after the break (.666 OPS)...He turned it back on in September, batting .344 (21-for-61) with one 2B, three HR and 13 RBI over his final 19 games of the season...Ranked 8th in the AL in batting average in September... From July 12-Aug. 31, he batted .160 (20-for-125) with 3 2B, 5 HR and 14 RBI in 37 games before breaking loose in September.
- ◆ Recorded a pair of 6-game hit streaks in 2019...Raised his batting average .071 points in 2019 from 2018 and his OPS went from .519 to .774...Homered in a career-high four straight games, June 4-8... In his one start at DH on June 8 vs. NYY, he went 2-for-4 with a 2B, HR and 3 RBI...Batted .250 (25-for-100) with RISP and led the team in two-out RBI with 29... Enjoyed his first career two-homer regular season game July 31 vs. Houston (homered twice in G1 of the 2016 WS)...Was 3-for-7 in extra innings.

PRO CAREER

- ◆ **2018** Defensive stalwart made 55 starts (58 games overall) at catcher, as the club recorded a 53-20 (.636) record and a 3.76 ERA (199ER/476.2 IP) with Pérez calling the signals... Threw out 9 of 36 (25%) potential base stealers...Recorded four hits over his last three games (4-for-12, 2 2B, 5 RBI) to raise batting average from .156 to .168, still the lowest recorded average in the A.L. (min. 200 plate appearances)...Enjoyed career game on 9/8 at Toronto, recording HR, 2B and single-game career-high 4 RBI, becoming first Indians player to collect four RBI and six total bases in a single inning (top of 5th) since Matt Williams in Aug. 1997...Was tied for fourth in A.L. with team-high 7 sacrifice bunts...Recorded a .368 on-base pct. vs. LHP...After the season batted .333 (23-for-69) for Lacey in 24 games in Dominican Winter League (4 2B, HR, 11 RBI, .853 OPS).
- ◆ **2017** Spent entire season on active roster, signing a long-term extension in spring training and was a force with men on base while guiding the staff to a 3.22 ERA behind the plate... During the Indians' historic 22-game winning streak, Perez hit .378 (14/37) in 12 games (10 starts) with 4 doubles, 4 homers, and 13 RBI...Appeared in 19 games behind the plate in September/October, starting 17 of the club's final 30 contests (caught 146.0 of 270.0IP Sept/Oct innings)...The club was 44-22 (.667) in his starts at catcher...Member of Puerto Rico in WBC (appeared in 2 games backing up Yadier Molina)...Threw out 39.2% (11/28) of potential basestealers.
- ◆ **2016** Spent entire season between Cleveland and the DL after suffering a broken right thumb and ligament damage on a tag play at home plate on 4/30 at Philadelphia... Played in only four games (15 plate appearances) in April due to rain outs and off days before being injured and placed on D.L. on 5/1... Underwent right thumb surgery (Dr. Thomas Graham) on 5/6 to repair an avulsion fracture in thumb...Rehabbed in Goodyear, AZ until beginning rehab stints in AZL, Lake County and Columbus from 7/3-17...Got off to a slow start off the D.L., starting the year 0-for-16 (eight walks) before notching first hit on 7/24...Threw out KC's Terrance Gore on 9/21 in 9th inning to preserve a 4-3 win, the first time in 18 attempts Gore was caught stealing in the regular season (also threw Gore out on 10/2 at KC)...Started all 15 games in the Postseason, hitting .186 (8-43) with a 2B, 3 HR and 7 RBI.

Single-Season bWAR, 2019 MLB Catchers

1. J.T. Realmuto (PHI)	4.4
2. Mitch Garver (MIN)	4.0
3. Roberto Pérez (CLE)	3.9
4. Robinson Chirinos (HOU)	3.8
James McCann (CWS)	3.8
6. Willson Contreras (CHI)	3.1
Gary Sánchez (NYY)	3.1

Single-Season Indians History HOME RUNS AS A C

1. John Romano	25 (1962)
2. Roberto Pérez	23 (2019)
3. Victor Martinez	22 (2007)
4. Kelly Shoppach	21 (2008)
Sandy Alomar	21 (1997)
John Romano	21 (1961)
Victor Martinez	21 (2004)

Highest Caught Stealing %, Active MLB Catchers

Player	SB	CS	CS%
Christian Vázquez	116	70	37.6
Yadier Molina	513	294	36.4
Roberto Pérez	125	71	36.2
Martin Maldonado	216	103	32.3
Sandy León	122	58	32.2
*min. 300 starts			

- ◆ **2016 cont.** With his two HR and four RBI in Game 1 of the World Series, became first player from Puerto Rico and first nine-hole batter to homer twice in one World Series game (3rd Indians player all-time in PS game, Ramirez/Thome)...Fifth catcher to hit two HR in World Series game; first since Gary Carter in 1986 Mets at BOS (G4)... Tied franchise record for RBI in a World Series game with four (Sandy Alomar Jr. 1997 Game 5 and Elmer Smith 1920 Game 5).
- ◆ **2015** Led the Majors with a 39% caught stealing percentage. (min. 40 SB attempts; 16/41).
- ◆ **2014** Split the season between AAA Columbus and Cleveland in first taste of Major League action in his sixth pro season...Was with Cleveland from 7/8 on..At time of his selection, he was 11th in the International League in RBI (43, 6th-most in the organization) despite missing over two weeks, 5/13-28, with a strained left hamstring...Was an I.L. Mid-Season All-Star selection...Made his Major League debut on 7/10 vs. New York-AL, going 2-for-3 with 2 runs scored, a homer and 2RBI...Collected first hit off David Phelps in the 6th inning and hit his first MLB HR/RBI off Jim Miller the next inning...Named 15th-best prospect in the Indians system entering 2015 (*Baseball America*).
- ◆ **2013** Hit a combined .200 (56/280) with 18 2B, 2 HR and 34 RBI in 99 games, drawing 54 walks for an on-base pct of .337...Named by *Baseball America* as the Best Defensive Catcher in the system entering 2014.
- ◆ **2011** Spent the entire season at Class-A Kinston of the Carolina League where he recorded an on-base percentage of .365...Had a pair of four-walk games in 2011 for Kinston...Was sixth in the Carolina League in walks (62) despite playing just 94 games and his .365 on-base percentage would have been second in the league with enough plate appearances...Played for Mayaguez in Puerto Rico and in Arizona Fall League after the season...In the AFL hit .226 (12/53) w/a 2B, 4HR, 11RBI, 13BB, .382OB, .854OPS .
- ◆ **2010** Spent season at A Lake County...Was seventh in the league in walks (80)...Had on-base pct of .360...Named to the Midwest League All-Star team...Hit .228 off RHP and .171 off LHP...Threw out 40% (50-125) of runners attempting to steal.
- ◆ **2009** Ranked second in the Arizona League in on-base pct. (.438), fourth in avg (.351) and fourth in OPS (.949).

Lowest Catcher ERA, 2015-19		
Player	GS	ERA
Roberto Pérez	349	3.60
Yadier Molina	634	3.67
Yan Gomes	446	3.67
Yasmani Grandal	553	3.68
Sandy León	305	3.74
*min. 300 starts		

ROBERTO'S FAVORITES


- Favorite Movie:** Law Abiding Citizen
- Favorite Group/Artist:** Daddy Yankee
- Favorite Athlete Growing Up:** Roberto Clemente
- Favorite Team Growing Up:** LA Lakers
- Person Who Has Most Influenced You:** Mom (Lilliam)
- Favorite Road City:** Chicago
- Favorite Road Stadium:** Target Field
- Favorite TV Show:** SportsCenter

PERSONAL/MISCELLANEOUS

Full name **ROBERTO ANDRÉS PÉREZ**...Wife, Dianis...Three sons, Liam, Sebastian and Roberto Andres...Attended Lake City Community College in Lake City, FL (now called Florida Gateway College)...Hit .382 in 2008 with 18 2B and 53 RBI...Was originally drafted by the Los Angeles Dodgers in the 29th round of the 2006 Draft...Regular Tribe Fest participant.

PÉREZ'S CAREER GAME HIGHS

HITS: 4, two times, last July 6, 2019 at Cincinnati; **RUNS:** 3, three times, last June 14, 2019 at Detroit; **DOUBLES:** 2, four times, last June 18, 2018 vs. CWS; **HR:** 2, July 31, 2019 vs. Houston (also 2 HR in Game 1 of 2016 World Series); **RBI:** 4, three times, Sept. 3, 2019 vs. CWS (also 4 in Game 1 of 2016 World Series); **SB:** 1, Aug. 11, 2018 at CWS; **BB:** 3, three times, last April 24, 2016 at Detroit; **HITTING STREAK:** 9 games, Aug. 19 - Sept. 4, 2017; **GRAND SLAMS:** N/A; **LEAD-OFF HR:** N/A; **WALK-OFF HR:** N/A; **PINCH-HIT HR:** N/A.



ZACH PLESAC 34

Age: 25, born January 21, 1995 in Crown Point, IN

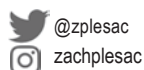
Resides: Crown Point, IN Position: Pitcher

Bats: R Throws: R Height: 6-3 Weight: 220

ML Service: 0 + 125

Contract Status (options remaining): Signed thru 2020 (3)

Acquired: Selected by Cleveland in the 12th round (362nd overall) of the 2016 First-Year Player Draft.



		OPPONENTS																			
YEAR	CLUB	W-L	ERA	G	GS	CG	SHO	SV	IP	H	R	ER	HR	HB	BB	SO	WP	BK	AVG	SLG	OBP
2017	Mahoning Valley	0-1	1.38	8	7	0	--	0	26.0	14	4	4	0	3	8	31	2	3	.161	.218	.255
	Lake County	1-1	3.60	6	6	0	0	0	25.0	19	11	10	2	3	6	19	2	1	.211	.322	.277
2018	Lynchburg	8-5	4.04	22	22	1	1	0	122.2	124	63	55	8	3	33	111	8	3	.264	.397	.316
	Akron	3-1	2.45	4	4	0	0	0	22.0	19	6	6	1	1	4	21	2	0	.235	.296	.279
2019	Akron	1-1	0.96	6	6	0	0	0	37.1	23	4	4	0	0	6	34	0	1	.176	.221	.212
	Columbus	3-1	2.73	4	4	0	0	0	26.1	19	8	8	2	2	3	31	1	0	.198	.302	.238
	CLEVELAND	8-6	3.81	21	21	1	1	0	115.2	102	52	49	19	3	40	88	1	0	.237	.437	.307
Minor Lge. Totals		16-10	3.02	50	49	1	1	0	259.1	218	96	87	13	12	60	247	15	8	.229	.331	.282
CLEVELAND TOTALS		8-6	3.81	21	21	1	1	0	115.2	102	52	49	19	3	40	88	1	0	.237	.437	.307
American League		8-6	3.81	21	21	1	1	0	115.2	102	52	49	19	3	40	88	1	0	.237	.437	.307
National League		--	--	--	--	--	--	--	--	--	--	--	--	--	--	--	--	--	--	--	--
MLB TOTALS		8-6	3.81	21	21	1	1	0	115.2	102	52	49	19	3	40	88	1	0	.237	.437	.307

CAREER TRANSACTIONS

2016 Selected by the Cleveland Indians in the 12th round (362nd overall) of the June Draft. Signed 6/22.

FIELDING BY POSITION

2019								CAREER							
PCT	G	PO	A	E	TC	DP		PCT	G	PO	A	E	TC	DP	
.923	21	11	13	2	26	2	Pitcher	.923	21	11	13	2	26	2	

PITCHERS HITTING

2019					CAREER				
AVG	AB	H	HR	RBI	AVG	AB	H	HR	RBI
-	-	-	-	-	-	-	-	-	-

2019 SEASON HIGHLIGHTS

- ◆ Enjoyed a solid rookie campaign in his first taste of Major League action in just his third professional season, starting the season in AA Akron before rising up the ladder to make 21 reliable starts for a rotation ravaged by injury and illness... Recorded the second-lowest ERA among American League rookies (3.81, min. 15 GS) and finished third in rookie wins (8) and sixth in innings pitched (115.2) while recording the third-lowest rookie average against (.237).
- ◆ Recorded his first career complete game and shutout Sept. 10 at the Los Angeles Angels, marking Cleveland's Major League-leading 5th shutout by a starter this season, joining Shane Bieber (2), Carlos Carrasco and Trevor Bauer...Plesac became the first Indians rookie pitcher to record a shutout since Jeremy Sowers threw two shutouts in 2006 and was the third rookie pitcher to accomplish the feat in 2019 (Miami's Sandy Alcantata, 2, and Seattle's Yusei Kikuchi).
- ◆ Plesac picked off six runners, all at first base, the most in the Majors...The right-hander allowed just one stolen base and two stolen base attempts in his 21 starts...His 6 pickoffs are the most by an Indians rookie pitcher since 1974 and the most in the Majors by a rookie since Atlanta's Julio Teheran nabbed 8 in 2013...Just one of 16 right-handed pitchers in the Majors with 6+ pickoffs in their rookie season since 1974...Zach became the first pitcher to pick off at least one baserunner in each of his first two career Major League starts since Chicago-NL's Geremi Gonzalez in 1997 and is one of nine pitchers in the Majors to accomplish the feat since 1908...Also picked off four baserunners between Double-A Akron and Triple-A Columbus and allowed only 2 stolen bases in the Minors.
- ◆ Zach threw 7.0+ innings and allowed 2-or-fewer earned runs in 4 of his first 6 career starts, becoming the first member of the Tribe to do so since John Farrell in 1987... Worked at least 7.0 innings in 5 of his first 7 starts, the most by a Major League pitcher in his first 7 career starts since Philadelphia's Jerad Eickhoff (5) in 2015...Worked at least 5.0-innings in 16 of his 21 starts... His combined 179.1 innings were a career-high over his three professional seasons.

◆ Plesac is the nephew of former Major League All-Star left-hander Dan Plesac, who pitched for Milwaukee, Toronto, Arizona, Pittsburgh, Philadelphia and Chicago-AL over the course of his 18-year career... Zach joined Dan in collecting their first Major League wins vs. the Yankees and their first losses against Chicago-AL...The two did so in reverse order, as Dan won on April 18, 1986 at New York-AL and lost on April 23, 1986 vs. Chicago-AL, while Zach lost on June 2 at Chicago-AL and won on June 7 vs. New York-AL...Made his Major League debut on May 28 at Boston, a 7-5 Indians win (ND, 5.1IP, 4H, 1R/ER, 1BB, 2SO)...He entered the 2019 season not among the top 30 prospects in the Indians system by **MLB.com** nor **Baseball America**.

◆ Prior to his initial recall on May 28, the right-hander split April and May between Double-A Akron and Columbus, going 4-1 with a 1.41 ERA (9ER/57.1IP), seven walks and 56 strikeouts over 9 starts between the two stops....He began 2019 with Akron, posting a 1-1 record with a 0.96 ERA (4ER/37.1IP) with six walks and 34 strikeouts in 6 starts for the RubberDucks before being promoted to Columbus on May 11...Went 3-0 with a 2.25 ERA (5ER/20.0IP) with one walk and 22 strikeouts in 3 starts for the Clippers...Was optioned to AAA Columbus around the All-Star Break, July 6-16, making one start on July 11, suffering the loss to Indianapolis yielding three runs on four hits and two walks with nine strikeouts over 6.1 innings.

◆ Left-handed hitters batted .216 (40-185) against Plesac, the 14th-lowest mark among American League pitchers (min. 20 starts)...Allowed a BABIP of .255 -- tied for 10th-best in MLB among starting pitchers with at least 100.0 total IP...Batters hit .222 (34-for-153) off him with runners on and .228 (18-for-79) with RISP.23.2IP).

AL ROOKIE LEADERS		
ERA (min. 15 GS)		
1. John Means (BAL)		3.60
2. Zach Plesac (CLE)		3.81
3. Griffi Canning (LAA)		4.58
WINS		
1. John Means (BAL)		12
2. Marcus Walden (BOS)		9
3. Zach Plesac (CLE)		8
AVG. AGAINST (min. 15 GS)		
1. John Means (BAL)		.234
2. Griffi Canning (LAA)		.235
3. Zach Plesac (CLE)		.237

PRO CAREER


- ◆ **2018** Led the organization in wins (11)...Finished the season 4th in WHIP (1.28) and 9th in ERA (4.04) in the Carolina League among qualified starters.
- ◆ **2017** Allowed just four runs over 26.0 innings (7 starts) for Mahoning Valley before earning a call up to Lake County... Across both levels, opposing batters hit just .186.

PERSONAL/MISCELLANEOUS

Full name **ZACH ROBERT PLESAC**.Single...Three-year varsity letter winner at Crown Point (IN) High School where he also played basketball and football...Two-time all-conference and all-area in FB, scoring 12 touchdowns and set a school record for most receptions in a single season...Played three seasons at Ball State, earning 2014 MAC Freshman of the Year honors, Collegiate Baseball National Freshman Pitcher of the Year honors and was named all MAC Conference first team, going 12-2 with a 2.11 ERA in 25 games (6GS, 85.1IP, 75H, 20ER)...Also named Louisville Slugger All-America Third Team...As a sophomore, posted a 3.27 ERA in 16 starts, earning 2015 All-MAC Second Team accolades...At one point in sophomore year threw four straight complete games...Junior year was cut short due to reconstructive right elbow surgery in early May...Also made 27 starts as a position player for the Cardinals, hitting .276 (29-for-105, 2 HR, 23 RBI)...2020 Tribe Fest participant.

PLESAC'S FAVORITES	
Favorite Movie:	4 Brothers
Favorite Group/Artist:	Future
Favorite School Subject:	Gym
Favorite Athlete Growing Up:	Derek Jeter
Favorite Off-Field Activity:	Traveling
Favorite Team(s) Growing Up:	Uncle Dan's team
Persons Who Has Most Influenced:	My Brothers
Favorite Road City:	Chicago
Favorite Road Stadium:	Fenway Park
Favorite TV Show:	Shooter

PLESAC'S CAREER GAME HIGHS	
K's: 7, two times, last Aug. 7, 2019 vs. Texas; BB's: 5, June 18, 2019 at Texas; LONGEST START: 9.0IP, Sept. 10, 2019 at LAA; WINNING STREAK: 3 games, July 21-31, 2019; LOSING STREAK: 2 games, Aug. 31-Sept. 5, 2019; HR: 3, two times, last Aug. 17, 2019 at NYY; LAST WIN: Sept. 10, 2019 at LAA; LAST SAVE: N/A; SHORTEST START: 2.2IP, July 4, 2019 at Kansas City; CG: 1, Sept. 10, 2019 at LAA; CG SHO: 1, Sept. 10, 2019 at LAA.	



ADAM PLUTKO

45

Age: 28, born October 3, 1991 in Upland, CA

Resides: Dallas, TX

Position: Pitcher

Bats: R

Throws: R

Height: 6-3

Weight: 215

ML Service: 1 + 063

Pronunciation: \plett-koh\

Contract Status (options remaining): Signed thru 2020 (0)

Acquired: Selected by Cleveland in the 11th round (321st overall) of the 2013 First-Year Player Draft.



@papaplut09

papaplut09

		OPPONENTS																			
YEAR	CLUB	W-L	ERA	G	GS	CG	SHO	SV	IP	H	R	ER	HR	BB	SO	WP	BK	AVG	SLG	OBP	
2014	Lake County	3-1	3.93	10	10	0	0	0	52.2	49	26	23	1	1	12	66	1	0	.241	.325	.286
	Carolina	4-9	4.08	18	18	0	0	0	97.0	99	47	44	11	2	18	78	5	0	.265	.440	.302
2015	Lynchburg	4-2	1.27	8	8	1	0	0	49.2	30	7	7	3	1	5	47	1	0	.173	.254	.199
	Akron	9-5	2.86	19	19	1	0	0	116.1	96	39	37	9	2	23	90	4	0	.222	.356	.262
2016	Akron	3-3	3.27	13	13	0	0	0	71.2	64	27	26	5	0	12	63	1	0	.238	.372	.269
	Columbus	6-5	4.10	15	15	0	0	0	90.0	87	42	41	8	0	34	67	1	1	.256	.406	.322
	CLEVELAND	0-0	7.36	2	0	0	0	0	3.2	5	3	3	1	0	2	3	1	0	.313	.563	.389
2017	Columbus	7-12	5.90	24	22	0	0	0	135.2	153	92	89	24	0	53	103	8	0	.295	.503	.354
2018	Columbus	7-3	1.70	14	14	1	1	0	84.2	47	16	16	5	1	16	81	0	0	.158	.246	.204
	CLEVELAND	4-5	5.28	17	12	0	0	1	76.2	78	45	45	21	1	23	60	3	1	.261	.555	.314
2019	Columbus	1-3	7.47	4	4	0	0	0	15.2	21	13	13	1	1	4	16	1	0	.318	.470	.366
	CLEVELAND	7-5	4.86	21	20	0	0	0	109.1	115	61	59	22	4	26	78	0	0	.267	.488	.314
Minor Lge. Totals		44-43	3.73	125	123	3	1	0	713.1	646	309	296	67	8	177	611	22	1	.242	.386	.289
CLEVELAND TOTALS		11-10	5.08	40	32	0	0	1	189.2	198	109	107	44	5	51	141	4	1	.266	.517	.316
American League		11-10	5.08	40	32	0	0	1	189.2	198	109	107	44	5	51	141	4	1	.266	.517	.316
National League		--	--	--	--	--	--	--	--	--	--	--	--	--	--	--	--	--	--	--	--
MLB TOTALS		11-10	5.08	40	32	0	0	1	189.2	198	109	107	44	5	51	141	4	1	.266	.517	.316

CAREER TRANSACTIONS

2010 Selected by the Houston Astros in the 6th round of the June Draft. Did not sign.

2013 Selected by the Cleveland Indians in the 11th round (321st overall) of the June Draft. Signed 7/11.

FIELDING BY POSITION

2019								CAREER							
PCT	G	PO	A	E	TC	DP		PCT	G	PO	A	E	TC	DP	
.857	21	10	2	2	14	0	Pitcher	.920	40	13	10	2	25	0	

PITCHERS HITTING

2019					CAREER				
AVG	AB	H	HR	RBI	AVG	AB	H	HR	RBI
-	2	-	-	-	-	2	-	-	-

2019 SEASON HIGHLIGHTS

- ◆ Had a very productive season, filling in admirably after the injuries to Kluber and Clevinger and Carrasco's illness, making 20 starts over the last four and a half months of the season...The Indians went 14-6 (.700) in his starts, as he allowed three earned runs-or-fewer in 15 of 20 starts, posting 8 quality starts...Went 4-3 with a 3.53 ERA over 12 starts, July 20-Sept. 22 (66.1IP, 63H, 26ER, 19BB, 48SO)...Was third on the club over that span in innings behind Clevinger and Bieber... Season ERA ballooned from 4.25 to 4.86 in his final start on Sept. 28 at Washington (7H, 8R/ER), working a career-low 1.1 innings in the 10-7 loss.
- ◆ Issued just 26 free passes (two intentional) in 109.1 innings (462 batters faced) at the Major League level in 2019...The 26 walks were 3rd-fewest in the Majors by a pitcher with at least 20 starts, while his walks-per-nine innings rate of 2.14 was 8th-best among AL hurlers (min. 20 starts).
- ◆ Plutko appeared in 5 games and made 4 starts for the Tribe this spring, going 1-1 with a 9.45 ERA (14ER/13.1IP) with two walks and 11 strikeouts before being optioned to Triple-A Columbus on March 21...Began the season on the 7-day Minor League Injured List with a strained right forearm (suffered in Minor League camp after March option) and was activated by the Clippers on May 7.

CAREER SNAPSHOT

MLB.COM ORGANIZATION ALL-STAR

2015: Cleveland (AL)

NO-HITTER

6/2/2018 at Syracuse (w/Columbus, 9.0IP)

◆ Plutko made 4 starts for AAA Columbus in 2019...Made his last start for Columbus on June 3 vs. Toledo...Spent two different stints with Cleveland, May 18-24, and June 8 thru the remainder of the season...Worked into the sixth inning in 15 of his 20 ML starts (75%)...Struck out a career-high 9 batters on Aug. 27 at Detroit...Allowed an on-base pct. of .294 and .252 batting average to right-handed hitters...Posted a 3.83 ERA in nine Progressive Field starts (21ER/49.1IP)...Entering his final start at Washington, Plutko's hard-hit rate (percent of batted balls hit 95+ mph) of 31.7 percent was the 7th-lowest mark among AL starting pitchers with a minimum of 300 batted balls against (source: **Statcast**).

PRO CAREER

- ◆ **2018** Split the season between AAA Columbus and Cleveland, spending six different stints with the Major League club, making 12 starts, winning his first three Major League decisions and picking up his first MLB save... Received his first recall of the 2018 season on 5/3 to serve as the 26th man in DH vs. Toronto, earning his first Major League victory in Game 2 (3R/7.1IP)...Longest outing by a Tribe pitcher making his first career start since Cody Anderson worked 7.2 innings on 6/21/2015... Plutko earned his second win in a 5/23 start at Chicago-NL...Carried a no-hit bid into the 7th inning, holding the Cubs scoreless over 6.0+innings in the Tribe's 1-0 victory...Won third straight start on 5/28 vs. CWS, becoming the first Indians pitcher to win each of his first three career starts since Scott Lewis...Earned his first career save on 7/11 vs. Cincinnati by working the final 4.0 innings of the Tribe's 19-4 victory (marked the largest margin of victory in a save by a Tribe pitcher since the save became an official statistic in 1969)...Threw a no-hitter at Syracuse on 6/2 (9.0IP).
- ◆ **2017** Spent most of the season with the Clippers...Ranked ninth in the IL and seventh in the Indians organization in innings (135.2)...He was with Cleveland, 6/16-22, 8/2-4, and 9/1-3 and did not appear in a game...Adam underwent surgical intervention on 10/9 in Dallas, TX to repair a tear in the labrum of his right hip...Surgery was performed by Dr. Bill Robertson.
- ◆ **2016** Combined 9-8 with a 3.73 ERA in 28 starts between Akron and Columbus (67ER/161.2IP)...He finished second among organizational pitchers in innings (161.2) and strikeouts (130) and finished tied for first in starts (28)...Was promoted to Cleveland and added to the 40-man roster on 9/20... He made his MLB debut on 9/24 vs. CWS (1.2IP, 2H, 0R, 1BB, 2SO) and threw 2.0 innings in relief at Detroit on 9/27...Rated by **BA** as having the best change-up in the organization entering 2017.
- ◆ **2015** Split the season between Advanced-A Lynchburg and AA Akron, combining to go 13-7 with a 2.39 ERA (44ER/166.0IP) across 27 starts...Named an Organizational All-Star by **MILB.com**...Ranked among organizational leaders in wins (T2nd, 13), ERA (1st), innings pitched (2nd, 166.0) and strikeouts (3rd, 137).

PERSONAL/MISCELLANEOUS

Full name **ADAM GREGORY PLUTKO** \plett-koh\. Married, Allison...One son, Tucker...Majored in history and played college baseball at UCLA, finish his three-year stint there with second-most wins (29), starts (52) and IP (351.1) in school history...Career ERA of 2.25 and 272 career strikeouts both rank 7th on UCLA's all-time lists...Finished his career with most Postseason wins (7), starts (8), IP (57.2) and lowest ERA (0.94) in school history...One of just four players in UCLA history to earn All-Pac-12 honors three years in a row...10-3 w/a 2.25 ERA in 19 starts as a junior (honorable mention All-America) for the CWS National Champs and was named College World Series Most Outstanding Player...Logged a 2.63 ERA with 12 strikeouts and a 1.02 WHIP for the USA Collegiate National Team in the summer of 2012...As a sophomore in 2012 (12-3, 2.48 ERA) captured Third-Team All-America honors from **Baseball America** and Second-Team All-America honors from **Perfect Game USA**...Played four years of baseball and graduated from Glendora (CA) High School in 2010...Earned CIF Southern Section Division II Player of the Year honors as a senior and helped lead Glendora to the 2010 CIF Southern Section Division II title, earning **Under Armour** Pre-Season All-America honors...Listed among the top 75 draft prospects for 2010 by **Perfect Game**...Sister, Sara, played soccer at Oregon... Has a passion for animals and is a regular volunteer at the Cleveland APL

CTRIBE TIDBITS

The 2011 UCLA rotation during his freshman season consisted of Gerrit Cole (Friday), Trevor Bauer (Saturday) and Adam (Sunday). Oddly, it was the only season of his three with the Bruins where they did not go to Omaha.

He also had offers from USC and Oregon, but chose UCLA because of the pitching background and leadership of Coach John Savage.

Played football as a freshman (was QB on Fr. team), kicked and lettered for the varsity...Longest field goal was 43 yards...Gave up kicking to focus on his Major League dreams.

Wife, Allison, was a gymnast for four seasons at UCLA and trained at the same gym as gold medalist Carly Patterson and current UCLA standout gymnast Katelyn Ohashi.

Played Little League with current Tampa INF Daniel Robertson in Upland, CA...Played travel ball with Jake Marisnick, whose father helped show him the change-up grip he still uses to this day.

PLUTKO'S FAVORITES

- Favorite Movie:** Scarface
- Favorite Group/Artist:** Tupac
- Favorite Athlete Growing Up:** Roger Clemens
- Favorite Team Growing Up:** UCLA
- Person Who Has Most Influenced You:** Dad (Greg)
- Favorite Road City:** Chicago
- Favorite Road Stadium:** Fenway Park
- Favorite TV Show:** Game of Thrones

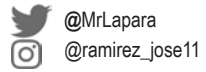
PLUTKO'S CAREER GAME HIGHS

K's (starter): 9, Aug. 27, 2019 at Detroit; **K's (relief):** 4, July 11, 2018 vs. Cincinnati; **BB's (starter):** 5, Aug. 23, 2018 at Boston; **BB's (relief):** 2, July 11, 2018 vs. Cincinnati; **LONGEST START:** 7.1IP, May 3, 2018 vs. Toronto (Game 2); **LONGEST RELIEF:** 4.2IP, June 28, 2019 at Baltimore; **WINNING STREAK:** 3 games, May 3-28, 2018; **LOSING STREAK:** 4 games, June 30 - Sept. 3, 2018; **HR:** 4, May 23, 2019 vs. Tampa Bay; **LAST WIN:** Sept. 17, 2019 vs. Detroit; **LAST SAVE:** July 11, 2018 vs. Cincinnati.



JOSÉ RAMÍREZ 11

Age: 27, born September 17, 1992 in Baní, DR
Resides: Baní, DR **Position:** Infielder
Bats: S **Throws:** R **Height:** 5-9 **Weight:** 190
ML Service: 5 + 074



Contract Status: Signed thru 2021 w/club options in 2022 and 2023.
Acquired: November 26, 2009; Signed by Cleveland as an amateur free agent.

YEAR	CLUB	AVG	G	AB	R	H	2B	3B	HR	RBI	SH	SF	HB	BB	SO	SB	CS	SLG	OBP	OPS	E	
2011	AZL Indians	.325	48	194	30	63	13	4	1	20	3	2	2	7	17	12	6	.448	.351	.800	10	
2012	Mahoning Valley	.364	3	11	2	4	2	0	0	0	1	0	0	1	0	2	1	.545	.417	.962	0	
	Lake County	.354	67	277	54	98	13	4	3	27	8	3	1	24	26	15	6	.462	.403	.865	2	
2013	Akron	.272	113	482	78	131	16	6	3	38	7	4	1	39	41	*38	16	.349	.325	.674	21	
	CLEVELAND	.333	15	12	5	4	0	1	0	0	0	0	0	2	2	0	1	.500	.429	.929	1	
2014	Columbus	.302	60	245	37	74	15	2	5	29	2	5	0	25	30	19	11	.441	.360	.801	4	
	CLEVELAND	.262	68	237	27	62	10	2	2	17	#13	2	1	13	35	10	1	.346	.300	.646	4	
2015	CLEVELAND	.219	97	315	50	69	14	3	6	27	5	2	1	32	39	10	4	.340	.291	.631	11	
	Columbus	.293	44	174	29	51	13	2	1	12	3	1	0	17	9	15	4	.408	.354	.762	5	
2016	CLEVELAND	.312	152	565	84	176	46	3	11	76	1	4	4	44	62	22	7	.462	.363	.825	7	
2017	CLEVELAND	.318	152	585	107	186	*56	6	29	83	0	5	3	52	69	17	5	.583	.374	.957	12	
2018	CLEVELAND	.270	157	578	110	156	38	4	39	105	0	6	8	106	80	34	6	.552	.387	.939	14	
2019	CLEVELAND	.255	129	482	68	123	33	3	23	83	0	6	2	52	74	24	4	.479	.327	.806	14	
Minor Lge. Totals		.304	335	1383	230	421	72	18	13	126	24	15	4	113	123	101	44	.411	.355	.766	42	
CLEVELAND TOTALS		.280	770	2774	451	776	197	22	110	391	19	25	19	301	361	117	28	.486	.351	.837	63	
American League		.280	770	2774	451	776	197	22	110	391	19	25	19	301	361	117	28	.486	.351	.837	63	
National League		--	--	--	--	--	--	--	--	--	--	--	--	--	--	--	--	--	--	--	--	--
MLB TOTALS		.280	770	2774	451	776	197	22	110	391	19	25	19	301	361	117	28	.486	.351	.837	63	

#Tied for American League lead *Led American League

CAREER TRANSACTIONS

2009 Signed as a non-drafted free agent by the Cleveland Indians, 11/26.
 2019 IL - fractured hamate, right hand, 8/25-9/23.

POSTSEASON RECORD

YEAR	CLUB	AVG	G	AB	R	H	2B	3B	HR	RBI	SH	SF	HBP	BB	SO	SB	CS	E
2016	CLE (ALDS v BOS)	.500	3	10	4	5	1	0	0	0	0	0	0	2	1	0	1	0
	CLE (ALCS v TOR)	.059	5	17	0	1	0	0	0	1	0	0	0	0	2	0	0	0
	CLE (WS v CHI)	.310	7	29	2	9	1	0	1	2	0	0	0	1	5	0	0	0
2017	CLE (ALDS v WYY)	.100	5	20	2	2	0	0	0	0	0	0	0	2	7	0	0	1
2018	CLE (ALDS v HOU)	.000	3	11	0	0	0	0	0	1	0	0	0	1	3	0	0	0
TOTALS		.195	23	87	8	17	2	0	1	4	0	0	0	6	18	0	1	1

ALL-STAR GAME RECORD

YEAR	CLUB	AVG	G	AB	R	H	2B	3B	HR	RBI	SH	SF	HBP	BB	SO	SB	CS	E
2017	Cleveland (at MIA)	1.000	1	2	0	2	0	0	0	0	0	0	0	0	0	0	0	0
2018	Cleveland (at WSH)	.000	1	2	0	0	0	0	0	0	0	0	0	0	1	0	0	0
TOTALS		.500	2	4	0	2	0	0	0	0	0	0	0	0	1	0	0	0

FIELDING BY POSITION

PCT	G	PO	2019				DP	PCT	CAREER				DP
			A	E	TC	DP			G	PO	A	E	
.959	126	108	222	14	344	21	.967	483	325	773	38	1136	84
-	-	-	-	-	-	-	.978	145	197	338	12	547	84
-	-	-	-	-	-	-	.970	109	127	260	12	399	56
-	-	-	-	-	-	-	.987	50	75	1	1	77	0
.959	126	108	222	14	344	21	.971	787	724	1372	63	2159	224

2019 SEASON HIGHLIGHTS

- ◆ It was a tale of two seasons for the two-time All-Star, working thru an extended slump the first three months of the season that dated back to the last six weeks of the 2018 campaign...Resumed dynamic hitter status in July and August before an untimely right hand injury cost him the most crucial month of the season as one of the league's hottest hitters.
- ◆ Batted .191 (18-for-94) in 25 April games with six extra-base hits and 9 RBI (.591) and was hitting .214 (63-for-295) with 14 2B, 2 3B, 5 HR and 30 RBI as late as June 30 (80 games, .309/.325/.634)... From July 1-August 24, he batted .320 (57-for-178) with 19 doubles, 1 triple, 15 home runs and 45 RBI in 46 games prior to breaking his right hamate bone swinging at a first-inning pitch vs. Kansas City on August 24...At the time of the injury, he was second in MLB in second-half extra-base hits (32), third in RBI (40) and tied for sixth in homers (13).
- ◆ He batted .320 (32-for-100) in July with 9 2B, 9 HR and 25 RBI, as his 1.020 OPS was seventh in the AL...He followed that up with a .321 (25-for-78) August with 10 2B, 1 3B, 6 HR and 20 RBI in 22 games and was ninth in the AL in OPS (1.077) at the time of his injury...Had surgery to remove the hook of the hamate in his right hand on August 26 with an expected rehab time of five-to-seven weeks...Diligently went about his rehab and began swinging a bat in mid-September and progressed to live BP on Sept. 21... Was activated from the Injured List on Sept. 24 at Chicago-AL, just 30 days following surgery...Homered in his first two plate appearances, connecting for a grand slam (second career) and a three-run homer, giving him a single-game career-high 7 RBI (most RBI in first 3.0 IP in MLB since Machado on 8/7/16 and first CLE batter since Vic Wertz 9/14/1957 at Boston).
- ◆ Over his three September games he was 3-for-9 (.333) with 3 HR and 8 RBI...On the year he made 125 starts at third base and three starts at designated hitter, as the Indians were 39-8 (.830) when he drove in a run...He compiled a .959 (14E/344 TC) fielding percentage, the fourth-best fielding percentage among regular AL third basemen...Was credited with three defensive runs saved by *Fangraphs*...Despite missing four weeks, finished T6th in the AL in steals (24 in 28 attempts) and was the 8th-hardest batter to strikeout in the league (7.32 plate appearances per SO)...At the time of the injury was T9th in the AL in doubles (33)...His 54 RBI, June 14-August 24 (date of injury), were 6th in MLB.
- ◆ Recorded an extra-base hit in eight straight games, August 2-9, the longest stretch of his career and tied for fourth longest streak in club history dating back to at least 1908...Did not homer, May 15-June 17, a span of 29 games and 125 plate appearances, his longest such streak since the 2014 season...Enjoyed three two-homer games, July 4 at KC, August 15 at New York-AL and Sept. 24 at Chicago-AL, giving him 13 multi-homer games for his career...Hit his 100th career MLB homer on July 27 at KC...Hit in a season-high 11 straight games, July 4-19, and homered in a career-high four straight games, July 25-28...Hit his first career grand slam and tied a then single-game career-high 6 RBI on August 15 at NY... Hit his first career walkoff homer, May 8 vs. Chicago-AL (K. Herrera)...Batted .248 (81-326) with 24 2B, 3 3B and 16 HR as a left-handed hitter and .269 (42-156) with 9 2B and 7 HR from right side.

2018 SEASON HIGHLIGHTS

- ◆ Put together another historic offensive season, joining Grady Sizemore (2008) and Joe Carter (1987) as the only three Indians players in franchise history with at least 30 steals and 30 home runs in a season...As late as July, he was vying to become the first American League player since Ty Cobb (1909) to lead the league in steals and home runs...Became the fourth player whose primary position was third base to enjoy a 30HR/30SB season, joining David Wright (2007), Howard Johnson (1987, '89, '91) and Tommy Harper (1970)...Became the 25th player in MLB history and first Indian with at least 30 homers & steals and at least 100 runs & RBI (last done by Ryan Braun in 2012; the last overall player in MLB along with Mike Trout to record a 30/30 season; Mookie Betts joined them in late September)...Became the first third baseman in club history to notch multiple Silver Slugger Awards, was a top-three finalist for the *Rawlings* Gold Glove Award (3B) and again placed third in the A.L. MVP voting...**Sporting News** Postseason A.L. All-Star.
- ◆ Became the franchise's all-time single-season leader for home runs by a switch-hitter (39), connecting for his 35th homer on August 13 at Cincinnati, breaking Carlos Santana's mark of 34 in 2016 in team game #118...Ramirez and Francisco Lindor became the first pair of switch-hitting teammates to each hit 30 homers in a season and also the first switch-hitting pair to record 20 steals and 20 homers within the same season...He and Lindor were the first duo in club history with at least 50 extra-base hits in first half and the first MLB teammates to each get 80 extra-base hits in consecutive seasons since Joe DiMaggio and Lou Gehrig did so for the Yankees in 1936-37.

CAREER SNAPSHOT

SILVER SLUGGER

2017 2018

MLB ALL-STAR

2017 2018

3rd Place A.L. MVP

2017 2018

PLAYER OF THE MONTH

July 2018: Cleveland (A.L.)

PLAYER OF THE WEEK

6/18/2017: Cleveland (A.L.)

9/3/2017: Cleveland (A.L.)

7/15/2018: Cleveland (A.L.)

MLB.COM ORGANIZATION ALL-STAR

2012: Cleveland (AL)

2014: Cleveland (AL)

MLB OPS LEADERS, JULY 1-END OF SEASON (Min. 200 PA)

1. Alex Bregman	1.125
2. Mike Trout	1.120
3. Nelson Cruz	1.109
4. José Ramírez	1.078

MLB EXTRA-BASE HITS, 2017-2019

1. Nolan Arenado	239
2. Francisco Lindor	237
3. Charlie Blackmon	234
Nicholas Castellanos	234
5. José Ramírez	231

◆ For the second consecutive year, Ramirez was elected the AL starting third baseman...Entered the break hitting .302 (108-for-358) with 26 doubles, 29 home runs and 70 RBI in 94 games (20 SB)...Entered the break leading the A.L. in extra-base hits, tied-first in HR, second in RBI and third in steals...The last Indians third baseman to start consecutive All-Star contests was Al Rosen (1953-54)...Enjoyed a career-high 32-game on-base streak (via hit or walk) from May 22-June 26... Set a club record with 29 first-half homers, tied for the most in MLB history by a switch-hitter (Lance Berkman; Mickey Mantle).

◆ Became the fourth player in MLB history w/30+HR, 20+SB over a team's first 100 games of season (Alex Rodriguez 1998; Jeff Bagwell 1999; Alfonso Soriano 2006)... Ramirez joined Bobby Abreu, Barry Bonds and Bagwell as the only players in MLB history with at least 100 runs/walks/RBI and 30 HR/steals (9th time overall)...Named A.L. Player of the Month for July, batting .322 (29-for-90) with 8 HR, 25 RBI and an OPS of 1.164...His 31 games of multiple extra-base hits since the beginning of 2017 are the most in MLB over that span...Also leads MLB with 172 extra-base hits since the start of 2017.

◆ Overall made 137 starts at third base, four starts at DH and made 16 starts at second base...Was fourth among A.L. third basemen with three defensive runs saved (**Fangraphs**)...Slumped over the last two months, hitting .203 (37-for-182) after August 2 and from August 15-on he batted .166 (24-for-145) with 3 HR and 16 RBI over his last 40 games...Hit .360 (18-for-50) with RISP-2outs... Finished second in MLB for the month of May with a 1.189 OPS.

PRO CAREER

◆ 2017 Enjoyed one of the finest offensive seasons in Indians history, joining Grady Sizemore (2006) as the only Indians with at least 100 runs scored, 50 doubles, 25 home runs and 15 stolen bases within the same campaign, earning his first All-Star selection while finishing in the top 10 in MLB in **B-R WAR** (6.9, 7th among pos. players), XBH, 2B and TB... His XBH (91) and doubles (56) totals each ranked in the top-five in a single-season in the 117-year history of the franchise...91 extra-base hits were second-most by a switch-hitter in MLB history (Lance Berkman 94 in 2001)...Became the 19th player in MLB history with at least 56 doubles in a season, the first since Brian Roberts (BAL) had 56 in 2009...Was a top-three finalist for the **Rawlings** Gold Glove Award at third base & won first career Silver Slugger Award...Earned third place finish in the 2017 A.L. MVP voting...Became the first Indians hitter since Grady Sizemore (92) in 2006 to lead the A.L. in extra-base hits, the first Indians infielder since A.L. Rosen in 1953 (75) to lead the circuit in XBH and the most by an Indians infielder since 1B Hal Trosky's 96 in 1936...The last Indians infielder to lead the league in doubles was Lou Boudreau in 1947 (45)...Season was encapsulated into a single day as he tied the Major League record for extra-base hits in a game at Detroit on 9/3, going 5-for-5 with three doubles and two homers, the 13th player in 132-year history of MLB (third Indians player) to record five extra-base hits in a contest... Became the first player in modern MLB history with as many as 14 extra-base hits over a seven-game span, 6/14-19 (**Elias**)...Was the first of two seven-game extra-base hit streaks (also 6/29-7/6), the first Indians hitter to have two such streaks within the same season (**Stats LLC**)...Recorded at least two hits in nine straight games, 6/14-21, the longest streak by an Indians batter since 1936 (Roy Hughes)...Joe Jackson had an 11-game multiple hit streak in 1911 and a 10-gamer in 1910.

MLB 2018 OPS LEADERS	
1. Mike Trout (LAA)	1.088
2. Mookie Betts (BOS)	1.078
3. J.D. Martinez (BOS)	1.031
4. Christian Yelich (MIL)	1.000
5. José Ramírez (CLE)	.939

AMERICAN LEAGUE b-R WAR, 2018	
1. Mookie Betts (BOS)	10.9
2. Mike Trout (LAA)	10.2
3. Matt Chapman (OAK)	8.2
4. Francisco Lindor (CLE)	7.9
José Ramírez (CLE)	7.9

2018 MLB OVERALL RANKINGS		
Category	Rank	#
HR	T4th	39
OPS	5th	939
Times On	5th	270
BB	5th	106
SB	T5th	34

2017 MAJOR LEAGUE EXTRA BASE HIT LEADERS	
1. José Ramírez	91
Giancarlo Stanton (MIA)	91
3. Nolan Arenado (COL)	87
4. Charlie Blackmon (COL)	86
5. Jose Abreu (CWS)	82

2017 AMERICAN LEAGUE OPS (on-base+slg%) LEADERS	
1. Mike Trout (LAA)	1.071
2. Aaron Judge (NYY)	1.049
3. Jose Altuve (HOU)	.957
4. José Ramírez (CLE)	.957
5. Nelson Cruz (SEA)	.924

MLB HISTORY OPS, 60+ GAMES AT 2B & 3B	
1. José Ramírez (2017, CLE)	.957
2. John Valentin (1997, BOS)	.871
3. Frankie Frisch (1921, NYG)	.870
4. Tony Lazzeri (1930, NYY)	.835
5. Jorge Cantu (2005, TB)	.808

2017 AL POS PLAYER WAR	
1. Jose Altuve (HOU)	8.4
2. Aaron Judge (NYY)	8.1
3. Andrelton Simmons (LAA)	7.1
4. José Ramírez (CLE)	6.8
5. Mike Trout (LAA)	6.7

2018 AMERICAN LEAGUE MOST VALUABLE PLAYER VOTING						
Player (Team)	1st	2nd	3rd	4th	5th	PTS
1. Mookie Betts (BOS)	28	2	-	-	-	410
2. Mike Trout (LAA)	1	24	2	1	2	265
3. José Ramírez (CLE)	-	1	10	11	3	208
4. J.D. Martinez (BOS)	1	2	8	5	5	198
6. Francisco Lindor (CLE)	-	-	4	3	7	169

2017 AMERICAN LEAGUE MOST VALUABLE PLAYER VOTING						
Player (Team)	1st	2nd	3rd	4th	5th	PTS
1. Jose Altuve (HOU)	27	3	-	-	-	405
2. Aaron Judge (NYY)	2	27	1	-	-	279
3. José Ramírez (CLE)	1	-	22	6	1	203
4. Mike Trout (LAA)	-	-	6	18	3	197
5. Francisco Lindor (CLE)	-	-	-	4	12	143

CAREER LEAGUE LEADERS	
bWAR Position Players	
2017 AL	6.9 (4th)
2018 AL	7.9 (4th)
BATTING AVERAGE	
2017 AL	6.9 (4th)
2018 AL	7.9 (4th)
ON-BASE PCT.	
2016 AL	.363 (10th)
2018 AL	.387 (6th)
SLUGGING PCT.	
2017 AL	.583 (3rd)
2018 AL	.552 (4th)
OPS	
2017 AL	.957 (4th)
2018 AL	.939 (4th)
RUNS SCORED	
2017 AL	107 (4th)
2018 AL	110 (4th)
HITS	
2017 AL	186 (5th)
TOTAL BASES	
2017 AL	341 (2nd)
2018 AL	319 (4th)
DOUBLES	
2016 AL	46 (2nd)
2017 AL	56 (1st)
HOME RUNS	
2018 AL	39 (T4th)
RBI	
2018 AL	105 (4th)
WALKS	
2018 AL	106 (2nd)
STEALS	
2016 AL	22 (9th)
2018 AL	34 (3rd)
2019 AL	24 (T6th)

◆ **2017 cont.** Doubled in a club record seven straight games, 6/14-19, just one shy of the MLB record (Yadier Molina 2016, Derrek Lee 2007)...His .957 OPS was the highest in MLB history among players who appeared in at least 60 games at both second and third base within the same season...Enjoyed six two-homer games on the season, which was tied for fourth among all MLB hitters behind Stanton's 10...Also homered from both sides of the plate three times (6/17, 7/2, 9/3) to equal A.L. single-season record (last Teixeira 2009)...From 8/24-end of the season he batted .400 (46/115) with 27 runs, 17 2B, 11 HR and 24 RBI over his final 30 games.

◆ **2016** Appeared at four different positions and started at all nine spots in the batting order as his production eased the loss of Michael Brantley for most of the season.... Ranked third in MLB in doubles (46)...Made 47 starts (48 games) in left field, 91 starts (117 games) at third base, three starts (nine games) at second base and three starts (five games) at shortstop...Was the primary third baseman over the last two months of the season following the release of Juan Uribe (only appeared at 3B after 7/30)...Was lethal in the clutch, hitting .346 (80/231) with runners on base (fourth-highest in the American League) and .355 (50/141) with runners in scoring position (t-fifth-highest in the A.L.)... Enjoyed a career-high 18-G hitting streak from 7/26-8/14, the longest by an Indian in 2016...Became the fourth Indians player (fifth time) to homer and steal three bases in the same game on 8/12 vs. the LA Angels...Became the third Indians player (fourth time) to steal at least three bases and score four or more runs in the same game, the first since Kenny Lofton in September 2000 (Lofton 2x, Ray Chapman 1918)... Batted .268 (15/56) in 15 Postseason games, starting each one at third base, with 6 runs, 2 2B, 1 HR, 3 RBI... Lone home run came in Game 5 of World Series at Chicago off Jon Lester...Reached safely in 7 of 12 plate appearances in the ALDS vs. Boston.

◆ **2015** Started the year as the every day shortstop and ended the year in a valuable utility role around a two-month stint in AAA Columbus... Started the season making 43 starts at shortstop (46 games) and was hitting .180 (27/150) with 19 runs, 6 doubles, 1 home run and 8 RBI over the first 46 games of the season before being optioned to AAA Columbus on 6/7...Was recalled for one game on 7/12 when Mike Aviles went on the Family Medical Emergency List and was optioned back to Columbus the next day...Recalled for his third stint on 8/3 and spent the remainder of the season on the Major League roster...Spent off-season working out and boning up on his English at the IMG Academy.

◆ **2014** Split the season between AAA Columbus and Cleveland, taking over full-time shortstop duties following the 7/31 Asdrubal Cabrera trade...Was limited in big league camp in March due to off-season thumb surgery suffered in winter ball... Finished tied for the A.L. lead w/with 13 sacrifice bunts (Coco Crisp 2005 last Indian to lead/share league lead)...Hit his first ML home run on 8/9 at New York-AL off Brandon McCarthy...Was sixth among league rookies in batting average...Was the ninth-youngest player to appear in an AL game in 2014.

◆ **2013** Made the jump from Class-A Lake County in 2012 to AA Akron and eventually the Major Leagues in 2013... He led the EL in stolen bases (38), finished fifth in runs (78)...Finished tied-first in the Indians PD system with Tyler Naquin in runs (78)... He entered the 2013 season as the ninth-best prospect in the Indians system according to **MLB.com**... Had only 41 strikeouts in 482 at-bats (534 total plate appearances)...Promoted to Cleveland on 9/1 when rosters expanded and made MLB debut that day...First career start at third base on 9/9 vs. KC and collected his first hit (Ervin Santana)...Injured his left thumb sliding during a winter ball game on 11/22 while playing for Toros del Este in the Dominican Winter League that required surgery on 12/11.

PERSONAL/MISCELLANEOUS

Full name **JOSÉ ENRIQUE RAMÍREZ**...Daughter, Isabela...In the off-season he enjoys going to the beach and spending time with his family... 2015 & 2017-2019 Tribe Fest participant...Spent 2015-17 off-season training at the IMG Academy in Bradenton, FL...Club recipient of the MLBPA Heart and Hustle Award in 2017 and 2018...Teamed up with the Cleveland Coffee company in 2017 for a signature -Jose!Jose! -blend of coffee to raise money for the Boys and Girls Clubs of Cleveland...Has visited and spoken to the graduating class of Cleveland's Thomas Jefferson International Newcomers Academy each of the last two years.

CLEVELAND INDIANS HISTORY SINGLE-SEASON LEADERS DOUBLES

1. George Burns (1926)	64
2. Tris Speaker (1923)	59
3. José Ramírez (2017)	56
4. Grady Sizemore (2006)	53
5. Albert Belle (1995)	52
Tris Speaker (1921)	52
Tris Speaker (1926)	52
8. George Burns (1927)	51
Johnny Hodapp (1930)	51
Nap Lajoie (1910)	51

EXTRA BASE HITS

1. Albert Belle (1995)	103
2. Hal Trosky (1936)	96
3. Grady Sizemore (2006)	92
4. José Ramírez (2017)	91
5. Albert Belle (1996)	89
Hal Trosky (1934)	89
7. Tris Speaker (1923)	87
8. Earl Averill (1934)	85
9. Ed Morgan (1930)	84
10. Earl Averill (1932)	83

INDIANS CLUB HISTORY Single-Season HR, Switch-Hitter

1. José Ramírez (2018)	39
2. Francisco Lindor (2018)	38
3. Carlos Santana (2016)	34
4. Francisco Lindor (2017)	33
5. Jose Ramirez (2017)	29

RAMIREZ' FAVORITES

Favorite Movie: Sanky Panky

Favorite Group/Artist: Lito Kirino

Favorite Athlete Growing Up: Jose Reyes

Favorite Team Growing Up: The Indians

Person Who Has Most Influenced You:
Mom and Dad

Favorite Road City/Stadium: KC

Favorite TV Show: Telemundo

RAMÍREZ'S CAREER GAME HIGHS

HITS: 5, Sept. 3, 2017 at Detroit (all XBH, tied MLB record); **RUNS:** 4, three times, last July 28, 2017 at CWS; **DOUBLES:** 3, two times, last Sept. 3, 2017 at Detroit; **HR:** 2, 12 times, last Sept. 24, 2019 at CWS; **RBI:** 7, Sept. 24, 2019 at CWS; **SB:** 3, Aug. 12, 2016 vs. LAA; **WALKS:** 4, June 22, 2018 vs. Detroit; **HITTING STREAK:** 18 games, July 26-August 14, 2016; **GRAND SLAMS:** 2, last Sept. 24, 2019 at CWS (Fulmer); **LEAD-OFF HR:** N/A; **WALK-OFF HR:** May 8, 2019 vs. CWS (Herrera); **PINCH-HIT HR:** 1, Sept. 8, 2015 at CWS (Duke).



FRANMIL REYES

32

Age: 24, born July 7, 1995 in Baní, DR

Resides: Palenque, DR Position: Outfielder

Bats: R Throws: R Height: 6-5 Weight: 265

ML Service (Options): 1 + 115 (2)

Pronunciation: \fran-MEAL\

Contract Status: Signed thru 2020

Acquired: July 31, 2019; Acquired from San Diego in a three-team trade with INF Victor Nova and LHP Logan Allen. Cleveland sent RHP Trevor Bauer to the Cincinnati Reds, who sent OF Taylor Trammell to San Diego Padres. Cincinnati also sent LHP Scott Moss and OF Yasiel Puig to Cleveland.



@La_Mole_13

franmilreyes34

YEAR	CLUB	AVG	G	AB	R	H	2B	3B	HR	RBI	SH	SF	HB	BB	SO	SB	CS	SLG	OBP	OPS	E
2012	DSL Padres	.267	67	243	32	65	16	4	4	37	0	0	5	30	56	12	4	.416	.360	.775	8
2013	Eugene	.205	12	44	4	9	1	0	1	4	0	0	0	1	10	0	0	.295	.222	.518	2
	AZL Padres	.315	45	165	24	52	12	2	3	30	0	1	0	20	39	5	5	.467	.387	.854	6
2014	Ft. Wayne	.248	128	508	67	126	24	2	11	59	1	3	2	38	118	1	5	.368	.301	.669	14
2015	Ft. Wayne	.255	123	455	52	116	25	7	8	62	0	7	1	46	91	10	5	.393	.320	.714	2
2016	Lake Elsinore	.278	130	493	63	137	32	3	16	83	0	5	2	47	108	2	3	.452	.340	.792	6
2017	San Antonio	.258	#135	507	79	131	27	1	25	102	0	8	3	48	134	4	4	.464	.322	.785	4
2018	El Paso	.324	58	210	50	68	11	1	16	52	0	1	2	37	59	0	0	.614	.428	1.042	4
	San Diego	.280	87	261	36	73	9	0	16	31	0	0	0	24	80	0	0	.498	.340	.838	2
2019	TOTALS (2tm)	.249	150	494	69	123	19	0	37	81	0	7	0	47	156	0	0	.512	.310	.822	5
	San Diego	.255	99	321	43	82	9	0	27	46	0	4	0	29	93	0	0	.536	.314	.849	5
	CLEVELAND	.237	51	173	26	41	10	0	10	35	0	3	0	18	63	0	0	.468	.304	.772	0
Minor Lge. Totals		.268	698	2625	371	704	148	20	84	429	1	25	15	267	615	34	26	.436	.336	.772	46
CLEVELAND TOTALS		.237	51	173	26	41	10	0	10	35	0	3	0	18	63	0	0	.468	.304	.772	0
American League		.237	51	173	26	41	10	0	10	35	0	3	0	18	63	0	0	.468	.304	.772	0
National League		.266	186	582	79	155	18	0	43	77	0	4	0	53	173	0	0	.519	.326	.844	7
MLB TOTALS		.260	237	755	105	196	28	0	53	112	0	7	0	71	236	0	0	.507	.321	.828	7

CAREER TRANSACTIONS

2011 Signed as an amateur Free Agent with San Diego, 11/1.

2019 Traded as part of a three-team trade by San Diego with Victor Nova and Logan Allen to the Cleveland Indians. Cleveland sent Trevor Bauer to Cincinnati, who sent OF Taylor Trammell to SD. Cincinnati sent Scott Moss and Yasiel Puig to Cleveland, 7/31.

FIELDING BY POSITION

PCT	2019							PCT	CAREER						
	G	PO	A	E	TC	DP	Position		G	PO	A	E	TC	DP	
.971	86	164	3	5	172	1	Outfield	.975	161	271	5	7	283	1	

2019 SEASON HIGHLIGHTS

- ◆ Split his first full season in the Majors between San Diego and Cleveland after his acquisition from the Padres at the trade deadline... Overall on the campaign his 37 home runs ranked tied for 15th in the Major Leagues, and his 35 RBI following the trade led the club and tied for 17th in the American League (Aug. 1-end of season).
- ◆ Batted .255 (82-321) with 9 doubles, 27 homers and 46 RBI in 99 games the Padres (.314/.536/.849) prior to the trade...At time of trade, he ranked tied for 6th in the NL in HR and 13th in slugging % (.536)...He made 83 starts for SD in right field and two at designated hitter...In postgame interview on field after May 31 win vs. Miami (2-for-3, 2B, HR), Franmil serenaded the stadium with his Whitney Houston cover of "I Will Always Love You".
- ◆ Overall with Cleveland he made 45 starts at designated hitter in 3 starts in right field...From August 23 to the end of the season he batted .287 (31-for-108) with 8 doubles, 8 home runs and 28 RBI over his final 31 games...Enjoyed six two-homer games, giving him seven for his career...Trailed only New York's Gleyber Torres (8) and Minnesota's Nelson Cruz (7) in MLB multi-homer games in 2019...Struggled down the stretch, batting just .221 (15-for-68) from Sept. 5-end of season (final 19 games).

CAREER SNAPSHOT

BASEBALL AMERICA TRIPLE-A ALL-STAR
2018: El Paso (PCL)

MLB.COM CAL PLAYER OF THE MONTH
6/2016: Lake Elsinore (CAL)

- ◆ Reyes hit 15 opposite field home runs (T3rd in MLB; hit 10 HR to CF) and 11 HR on the first pitch (4th most)...15 extra-base hits out of 23 total hits (65.2%) with RISP was third-best in MLB but his .205 season average was T5th-lowest in MLB... Had 25 home runs at home (ranked 4th in MLB).

PRO CAREER

- ◆ **2018** Split the season between El Paso (AAA) and SD, making 71 starts for the Padres in RF and becoming the franchise's first 23-and-under player to log an OPS over .800 (min. 250 plate appearances) since Gary Sheffield in 1992...Began the season with El Paso and his 14 HR led all of baseball (majors and minors) at the time of his first big league call-up on 5/14... Earned Pacific Coast League Player of the Week honors for 4/30-5/6, slashing .607/.645/1.571 with 3 2B, 8 HR, 14 RBI and 13 runs over the 7 games...Made his ML debut on 5/14 vs. COL and recorded his first ML hit the next day on 5/15 vs. COL, a single off Chris Rusin...Hit his first ML HR on 5/21 at WSH, a two-run HR off Gio Gonzalez...After two more stints in AAA, he was recalled by SD for the remainder of the season on 8/4...Recorded his first-career multi-HR game on 9/3 at ARI...Hit safely in a team-high 12 consecutive games from 9/7-21, slashing .405/.479/.500 over the stretch... Among all NL rookies with at least 250 plate appearances, he ranked third in SLG (.498) and OPS (.838) and fourth in BA (.280) and HR (16)...Nominated by the Padres for the Hank Aaron Award, given annually to the top offensive performer in each league.
- ◆ **2017** Led the Padres minor league system with 25 home runs and 102 RBI, spending the entire season with San Antonio (AA)...Produced a .258/.322/.464 slash line in 135 games played with the Missions...Led the club in runs, doubles (27), home runs, RBI and slugging percentage and tied with teammate Luis Urias for most hits on the club (131)...His 235 total bases led the Texas League and his 135 games played tied for the most in the league...Participated in the Arizona Fall League, where he sustained a broken hamate bone in his left wrist and underwent surgery.

REYES' FAVORITES

Favorite Movie: Taken
Favorite Group/Artist: El Alfa
Favorite Athlete Growing Up: Vlad Guerrero
Favorite Team Growing Up: LA Angels
Person Who Has Most Influenced You: Mom
Favorite Road City: NYC
Favorite Road Stadium: Truist Park
Favorite TV Show: Flash

PERSONAL/MISCELLANEOUS

Full name **FRANMIL FEDERICO REYES**...Married, Marian...Kids, Franmil, Jr., Jesiah, Avaya and A'mei ...Believes he could be a model if he was not playing professional baseball and claims to be faster than Roberto Pérez...Enjoys playing dominoes.

REYES' CAREER GAME HIGHS

HITS: 3, many times; **RUNS:** 3, two times, last Sept. 4, 2019 vs. CWS; **DOUBLES:** 1, several; **HOMERUNS:** 2, seven times, last August 25, 2019 vs. KC; **RBI:** 4, three times, last Sept. 10, 2019 at LAA; **WALKS:** 2, several times; **STOLEN BASES:** N/A; **HITTING STREAK:** 12 games, Sept. 7-21, 2018; **GRAND SLAMS:** N/A; **INSIDE-THE-PARK HR:** N/A; **LEADOFF HR:** N/A; **PINCH HR:** 2, last July 16, 2019 at Miami (Conley); **WALK-OFF HR:** Aug. 30, 2018 vs. Colorado (B. Shaw).



JARED ROBINSON 91

SPRING INVITEE

Age: 25, born November 20, 1994 in West Covina, CA

@itsthephenom626

Resides: West Covina, CA Position: Pitcher

Bats: R Throws: R Height: 6-0 Weight: 190

ML Service: 0 + 000

Contract Status: Signed thru 2020

Acquired: Selected by Cleveland in the 11th round (338th overall) in the 2014 First-Year Player Draft.

YEAR	CLUB	W-L	ERA	G	GS	CG	SHO	SV	IP	H	R	ER	HR	HB	BB	SO	WP	BK	OPPONENTS		
																			AVG	SLG	OBP
2014	AZL Indians	0-2	1.23	9	0	0	0	0	22.0	14	7	3	0	0	7	19	3	0	.177	.190	.241
2015	Mahoning Valley	2-4	3.25	14	14	0	0	0	74.2	76	32	27	4	2	23	42	6	0	.262	.362	.320
2016	Lake County	2-2	5.63	18	2	0	0	2	62.1	80	40	39	7	2	21	50	8	0	.302	.460	.358
	Lynchburg	3-5	6.15	9	3	0	0	0	41.0	50	29	28	5	0	13	21	4	0	.301	.488	.352
2017	Lynchburg	3-4	3.86	35	4	0	0	3	60.2	60	29	26	4	3	26	39	7	0	.264	.366	.346
2018	Akron	1-0	4.50	1	0	0	0	0	2.0	3	1	1	0	0	0	1	0	0	.333	.333	.333
	Lynchburg	5-3	2.65	29	0	0	0	0	51.0	40	17	15	3	1	21	56	7	1	.220	.319	.301
2019	Lynchburg	0-3	3.09	14	0	0	0	5	23.1	23	13	8	2	0	7	35	4	0	.242	.358	.291
	Columbus	2-1	6.50	10	0	0	0	0	18.0	17	13	13	4	3	14	23	2	0	.266	.516	.415
	Akron	1-3	1.57	16	0	0	0	3	28.2	16	6	5	1	1	14	39	1	0	.162	.232	.270
Minor Lge. Totals		19-27	3.87	155	23	0	0	13	383.2	379	187	165	30	12	146	325	42	1	.257	.377	.327

CAREER TRANSACTIONS

2014 Selected by the Cleveland Indians in the 11th round of the June Draft. Signed, 6/14.

2019 SEASON HIGHLIGHTS

- ◆ Split the season between Single-A Lynchburg, AA Akron and AAA Columbus, going a combined 3-7 with a 3.34 ERA in 40 relief outings (70.0IP, 56H, 26ER, 35BB, 97SO, .217 avg)...His 70 relief innings led the system...Averaged 12.5 strikeouts per 9.0 IP on the year after entering the season with a professional career mark of 6.54 SO per 9.0 IP...Started the year in Lynchburg and saw spot duty in Columbus on June 1 and spent the rest of June and July in AA Akron before being elevated back to Triple-A on Aug. 2 to finish out the season...Combined on the year left-handed batters hit just .179 (19-for-106, 3 2B, 0 HR) off him...Batters hit .185 (24-for-130) with runners on and .167 (14-for-84) with RISP.
- ◆ Enjoyed 8 outings of at least 3.0 innings of work as his June 1 Columbus debut consisted of a season-high 4.0 hitless innings (0R, 1BB, 5SO)...Enjoyed 18 outings of at least 2.0 IP and 26 outings with at least four outs recorded.

PRO CAREER

- ◆ 2018 Spent bulk of season at Single-A Lynchburg with exception of one June relief appearance in AA Akron...After the season participated in the Arizona Fall League.
- ◆ 2015 Recorded a team-high 74.2 innings of work and a 3.25 ERA, the 5th-lowest in the Indians Farm System.

PERSONAL/MISCELLANEOUS

Full name **JARED DEJON ROBINSON**...Wife, Nichole...Son, Mason...Played two seasons, 2013-2014, at Cerritos College (Norwalk, CA) as a two-way player...In 2013 was named second team All-South Coast Conference as a utility player (3.91 ERA, 15 G, .253, 11 XBH, 15 RBI)...In 2014 he was named South Coast Conference Player of the Year and the highest Cerritos draft pick since 1995...Went 10-4 on the mound with a 2.23 ERA and three saves and hit .299 with 22 RBI at the dish...Attended Bishop Amat HS in La Puente, California...Was named his team's Most Valuable Player and Pitcher of the Year as a junior...Also played soccer and ran track and field... Also spent two years on the football team...Hobbies include cooking, favorite athlete is Jackie Robinson and favorite movie is "42".



JEFRY RODRIGUEZ 68

Age: 26, born July 26, 1993 in Bajos de Haina, DR

Resides: Sabana Grande, DR **Position:** Pitcher

jefryrodriguez26

Bats: R **Throws:** R **Height:** 6-6 **Weight:** 232

ML Service: 1 + 036

Contract Status (Options Remaining): Signed thru 2020 (1)

Acquired: November 30, 2018; Acquired from the Washington Nationals with OF Daniel Johnson and a player to be named (INF Andruw Monasterio) in exchange for C Yan Gomes.

		OPPONENTS																			
YEAR	CLUB	W-L	ERA	G	GS	CG	SHO	SV	IP	H	R	ER	HR	HB	BB	SO	WP	BK	AVG	SLG	OBP
2012	DSL Nationals	0-2	2.93	10	9	0	0	0	43.0	28	24	14	2	5	33	35	10	0	.185	.272	.344
2013	GCL Nationals	3-0	2.45	12	12	0	0	0	47.2	40	15	13	1	6	20	43	7	0	.229	.314	.327
2014	Hagerstown	0-2	6.88	4	4	0	0	0	17.0	27	15	13	0	4	5	11	3	0	.380	.479	.450
	Auburn	1-0	2.76	3	3	0	0	0	16.1	16	5	5	0	0	4	9	2	1	.267	.350	.313
2015	Hagerstown	1-5	6.75	10	10	0	0	0	42.2	45	37	32	3	9	25	27	10	2	.276	.442	.393
	Auburn	3-5	4.59	13	13	0	0	0	68.2	72	39	35	4	4	33	67	12	1	.277	.404	.361
2016	Hagerstown	7-11	4.96	25	25	1	0	0	123.1	110	73	68	6	11	52	96	15	0	.240	.333	.330
2017	Potomac	4-3	3.32	12	10	0	0	0	57.0	44	25	21	2	3	19	51	4	3	.220	.310	.295
2018	Harrisburg	5-3	3.31	13	13	0	0	0	68.0	55	36	25	6	2	28	72	8	0	.222	.343	.301
	Washington-NL	3-3	5.71	14	8	0	0	0	52.0	43	35	33	8	3	37	39	2	0	.228	.423	.361
2019	Syracuse	2-2	3.58	6	6	0	0	0	32.2	32	14	13	0	2	15	30	2	0	.258	.298	.348
	CLEVELAND	1-5	4.63	10	8	0	0	0	46.2	48	26	24	5	0	21	33	4	1	.270	.427	.342
	AZL Indians(Red)	0-0	0.00	1	1	0	0	0	1.0	0	0	0	0	0	1	1	0	0	.000	.000	.333
	Akron	0-0	2.45	2	0	0	0	0	3.2	2	1	1	1	0	0	3	0	0	.167	.417	.167
Minor Lge. Totals		27-33	4.15	116	109	1	0	0	542.2	487	294	250	26	46	246	461	75	7	.243	.345	.337
CLEVELAND TOTALS		1-5	4.63	10	8	0	0	0	46.2	48	26	24	5	0	21	33	4	1	.270	.427	.342
American League		1-5	4.63	10	8	0	0	0	46.2	48	26	24	5	0	21	33	4	1	.270	.427	.342
National League		3-3	5.71	14	8	0	0	0	52.0	43	35	33	8	3	37	39	2	0	.228	.423	.361
MLB TOTALS		4-8	5.20	24	16	0	0	0	98.2	91	61	57	13	3	58	72	6	1	.248	.425	.352

CAREER TRANSACTIONS

2012 Signed by the Washington Nationals as an amateur free agent, 1/17.

2018 Acquired by Cleveland from the Washington Nationals with Daniel Johnson and a player to be named in exchange for C Yan Gomes, 11/30. The acquisition of Andruw Monasterio completed the trade, 12/17.

2019 IL - right shoulder strain, 6/2-19/5...rehab AZL Indians, 8/16-19...rehab AA Akron, 8/20-25....rehab AAA Columbus, 8/26-9/5.

FIELDING BY POSITION

2019								CAREER							
PCT	G	PO	A	E	TC	DP		PCT	G	PO	A	E	TC	DP	
.875	10	2	5	1	8	2	Pitcher	.938	24	4	11	1	16	2	

PITCHERS HITTING

2019					CAREER				
AVG	AB	H	HR	RBI	AVG	AB	H	HR	RBI
-	-	-	-	-	.188	16	3	0	1

2019 SEASON HIGHLIGHTS

- ◆ Spent first season in the Indians organization, and was an effective starter for the club in May before a shoulder injury forced him to the injured list for three months, June 2-Sept. 5...Enjoyed four stints on the active roster, April 13, April 24, May 7-June 1 and Sept. 6 thru the end of the season.
- ◆ Began the year in AAA Columbus out of Spring Training, making three starts for the Clippers around his two stints in Cleveland (4.96 ERA, 16.1IP, 12H, 9R/ER, 8BB, 14SO)...Made his Indians debut on April 13 at Kansas City, taking the loss in KC's 3-0 win (5.2IP, 5H, 2RE/ER)...Enjoyed his finest Major League outing in his second start on April 24 vs. Miami, working a career-long 7.0 innings (3H, 1R/ER, 2BB, 3SO).
- ◆ The right-hander posted a 2.92 ERA (8ER/24.2IP) over his first 4 starts with the Tribe, April 13-May 12, before going 0-3 with a 7.11 ERA over his final four starts (15ER/19.0IP)...Picked up his lone win at Oakland on May 12 (6.0IP, 6H, 3ER)...Left his start on June 1 at Chicago-AL (4.0IP, 2H, 1R/ER, 3BB, 3SO) with right shoulder soreness and was placed on the IL the next day...Went at least 4.0 innings in all eight starts.

CAREER SNAPSHOT

2018	WSH No. 24 prospect, per <i>Baseball America</i>
2017	Carolina League Pitcher of the Week (5/7)
2016	South Atlantic League All-Star (mid-season)
2015	NY-Penn League Pitcher of the Week (7/13)
2015	WSH #19 prospect, per <i>Baseball America</i>
2014	WSH #21 prospect, per <i>Baseball America</i>

◆ He began a rehab assignment in the Arizona Rookie League on August 16 and also made relief rehab outings for AA Akron (August 20-25) and AAA Columbus (Aug. 26-Sept. 5) before being activated from the Injured List...Made two appearances in September, posting a 3.00 ERA (1ER/3.0IP)...Allowed 18 extra-base hits in 46.2 innings, as lefties hit only .237 (18-for-76) but connected for an .820 OPS... Batters hit .270 (20-for-74) with runners on and .280 (14-for-50) with RISP...ERA over the first and second innings was 1.13 (2ER/16.0IP).

PRO CAREER

- ◆ **2018** Split the 2018 season between Double-A Harrisburg, Triple-A Syracuse and the Major League club, going a combined 7-5 with a 3.40 ERA in 19 Minor League starts (100.2IP, 87H, 38ER, 43BB, 102SO, .234 avg)...Over his six stints with the Nationals, the native of the Dominican Republic posted a mark of 3-3 with a 5.71 ERA in 14 games/8 starts (52.0IP, 43H, 33ER, 37BB, 39SO), limiting Major League batters to a .228 average against...Over his six big league relief outings he posted an ERA of 2.70 (4ER/13.1IP, .159 avg)...Was rated in July 2018 as the eighth-best prospect in the Nationals system according to *Baseball America*...Made his Major League debut on 6/3 at Atlanta...Tossed 4.2 innings in relief, allowing no runs on four hits with three strikeouts after Jeremy Hellickson left with a hamstring strain in the first inning... In three starts between 8/7 and 8/26 he pitched to a 1.69 ERA (3 ER/ 16.0 IP)...Enjoyed a pair of 4.2 inning shutout relief outings (also 9/15 at Atlanta)...Picked up first MLB win on 8/7 vs. Atlanta in a "26th-man" spot-starting assignment (game 1, 5.0IP, 3H, 1R/ER, 1BB, 3SO).
- ◆ **2017** Hard-throwing righty was added to Washington's 40-man roster following the 2017 season...*Baseball America* listed him as having the "Best Fastball" in Washington's Minor League system entering 2018, his first Major League spring camp...Went 4-3 with a 3.32 ERA in 12 games (10 starts) for Single-A Potomac...Left-handed batters hit just .175 with a .283 on-base percentage and a .213 slugging percentage against him (14-for-80, 3 2B, 23 SO).

PERSONAL/MISCELLANEOUS

Full name **JEFY OSVALDO RODRIGUEZ (Aquino)**...Single...Grew up playing shortstop until he was 18 years old, having never stepped on a mound in his life prior...Pitched for one month and was signed by the Nationals...Favorite athlete growing up was Félix Hernández...Hang out with friends and cook with friends are his hobbies...Favorite dishes to cook San Cocho and slow cooked goat.

RODRIGUEZ'S CAREER GAME HIGHS

BB's (starter): 7, Sept. 2, 2018 vs. Milwaukee; **BB's (relief):** 3, Sept. 15, 2018 at Atlanta; **K's (starter):** 7, Sept. 18, 2018 vs. Chicago-NL(game 2); **K's (relief):** 3, June 3, 2018 at Atlanta; **LONGEST OUTING (start):** 7.0IP, April 24, 2019 vs. Miami; **LONGEST OUTING (relief):** 4.2IP, two times, last Sept. 15, 2018 at Atlanta; **HR:** 2, two times, last May 17, 2019 vs. Baltimore; **LAST WIN:** May 12, 2019 at Oakland; **LAST SAVE:** N/A



CAMERON RUPP 36

SPRING INVITEE

Age: 31, born September 28, 1988 in Dallas, TX



@CameronRupp



crupp928

Resides: Dallas, TX

Position: Catcher

Bats: R

Throws: R

Height: 6-2

Weight: 260

ML Service: 3 + 089

Contract Status: Signed thru 2020

Acquired: February 7, 2020; Signed by Cleveland to a Minor League free agent contract.

YEAR	CLUB	AVG	G	AB	R	H	2B	3B	HR	RBI	SH	SF	HB	BB	SO	SB	CS	SLG	OBP	OPS	E	
2010	Williamsport	.218	55	193	20	42	16	0	5	28	0	1	4	25	51	0	0	.378	.318	.697	7	
2011	Lakewood	.272	99	324	33	88	19	1	4	44	1	4	8	31	96	0	0	.373	.346	.720	15	
2012	Clearwater	.267	104	344	32	92	22	1	10	49	2	2	2	40	77	0	0	.424	.345	.770	8	
2013	Reading	.245	41	143	18	35	6	0	8	21	0	0	4	14	36	0	0	.455	.329	.784	4	
	Lehigh Valley	.269	53	182	18	49	10	0	6	24	0	1	1	10	55	1	1	.423	.309	.732	2	
	Philadelphia	.308	4	13	1	4	1	0	0	2	0	0	0	1	4	0	0	.385	.357	.742	0	
2014	Lehigh Valley	.165	59	194	19	32	8	0	6	19	0	1	3	21	76	0	0	.299	.256	.555	3	
	Philadelphia	.183	18	60	4	11	4	0	0	6	0	0	0	4	20	0	0	.250	.234	.484	2	
2015	Philadelphia	.233	81	270	24	63	9	1	9	28	0	2	3	24	71	0	1	.374	.301	.675	4	
2016	Philadelphia	.252	105	389	36	98	26	1	16	54	0	1	5	24	114	1	0	.447	.303	.750	5	
2017	Philadelphia	.217	88	295	35	64	17	0	14	34	0	1	1	34	114	1	0	.417	.299	.716	8	
2018	Round Rock	.274	32	113	15	31	6	0	8	26	0	3	1	13	45	0	0	.540	.346	.886	2	
	Rochester	.141	21	64	5	9	0	0	3	6	0	1	0	11	32	0	0	.281	.263	.544	4	
	Tacoma	.218	33	110	15	24	5	1	4	12	0	0	0	18	30	0	0	.391	.328	.719	1	
2019	Toledo	.254	21	71	6	18	5	0	1	6	0	0	2	6	18	0	0	.366	.329	.695	3	
	Las Vegas	.209	37	115	13	24	5	0	9	17	0	1	4	16	43	0	0	.487	.324	.810	0	
Minor Lge. Totals		.240	555	1853	194	444	102	3	64	252	3	14	29	205	559	1	1	.402	.323	.724	49	
CLEVELAND TOTALS		--	--	--	--	--	--	--	--	--	--	--	--	--	--	--	--	--	--	--	--	--
American League		--	--	--	--	--	--	--	--	--	--	--	--	--	--	--	--	--	--	--	--	--
National League		.234	296	1027	100	240	57	2	39	124	0	4	9	87	323	2	1	.407	.298	.705	19	
MLB TOTALS		.234	296	1027	100	240	57	2	39	124	0	4	9	87	323	2	1	.407	.298	.705	19	

CAREER TRANSACTIONS

- 2007 Selected by the Pittsburgh Pirates in the 43rd round of the June draft, but did not sign.
- 2010 Selected by the Philadelphia Phillies in the 3rd round (108th overall) of the June draft. Signed, 6/21.
- 2018 Released by the Philadelphia Phillies, 3/26. 2018 Signed as a Free Agent with the Texas Rangers, 4/3.
- 2018 Released by the Texas Rangers, 6/2. 2018 Signed as a Free Agent with the Minnesota Twins, 6/5.
- 2018 Released by the Minnesota Twins, 7/11. 2018 Signed as a Free Agent with the Seattle Mariners, 7/16.
- 2018 Granted Free Agency, 11/2.
- 2019 Signed as a Free Agent with the San Francisco Giants, 1/24.
- 2019 Purchased by the Detroit Tigers from San Francisco, 3/9. 2019 Released by the Detroit Tigers, 5/13.
- 2019 Signed as a Free Agent with the Oakland Athletics, 5/18. 2019 Granted Free Agency, 11/4.
- 2020 Signed as a Free Agent with the Cleveland Indians, 2/7.

FIELDING BY POSITION

2019										CAREER									
PCT	G	PO	A	E	TC	DP	PB	PCT	G	PO	A	E	TC	DP	PB				
-	-	-	-	-	-	-	-	.992	293	2192	167	19	2378	18	26				

2019 SEASON HIGHLIGHTS

- ◆ Split the season between the Detroit and Oakland Triple-A clubs, collecting 20 extra-base hits in 58 games...20 of his 42 hits went for extra-bases and posted a .766 OPS for the year...Signed in the offseason with SF and was traded to Detroit on March 9...Granted release on May 13 and signed with the Athletics five days later...For the year appeared in 48 games at catcher in LV and Toledo, throwing out 34.2 % of potential base stealers (13-of-38).

PRO CAREER

- ◆ **2018** Was released by Philadelphia on 3/26...Signed a minor league contract with Texas on 4/3...Appeared in 32 games for triple-A Round Rock...Was released by Texas on 6/1...Signed a MiLB contract with Minnesota on 6/4 and appeared in 21 games for triple-A Rochester of the Int'l League before being released by the Twins on 7/11...Signed a Minor League contract with Seattle on 7/17.
- ◆ **2017** Made 83 starts, all at catcher, for Philadelphia...Had 31 of his 64 hits go for extra-bases (17 doubles and 14 home runs)...Turned in his first career multi-homer game on 7/26 vs. Houston...Threw out 23.7% (14-59) of potential basestealers.
- ◆ **2016** Established career highs in hits (98), runs (36), doubles (26), home runs (16), extra-base hits (43), total bases (174), RBI (54) and games played (104)...Appeared on his second career Opening Day roster.
- ◆ **2015** Made his first career Opening Day roster...Hit his first career homer on 6/23 at NYY off the Yankees' CC Sabathia...Seven of his nine home runs came in August and eight of his home runs came in his final 38 games...Threw out 18-of-51 potential basestealers (35.3%).
- ◆ **2014** Spent a majority of the season with AAA Lehigh Valley while also appearing in 18 games for Philadelphia...Was recalled by Philadelphia on 6/19 and made 17 starts before being optioned back on 6/23...Was recalled for a final time on 9/2.
- ◆ **2013** Had his contract selected by the Phillies on 9/3...Made his Major League debut on 9/10 vs. SD...Began the year with AA Reading of the Eastern League before being promoted to triple-A Lehigh Valley on 6/10...Recorded his first Major League hit in his MLB debut on 9/10 (off Andrew Cashner).

CAREER SNAPSHOT

MILB.COM ORGANIZATION ALL-STAR

2012: Philadelphia (NL)

2013: Philadelphia (NL)

POST-SEASON ALL-STAR

2012: Clearwater (FSL)

MID-SEASON ALL-STAR

2012: Clearwater (FSL)

PERSONAL/MISCELLANEOUS

Full name **CAMERON ARTHUR RUPP**...Single...Daughter, Peri... Was a three-year letterwinner as a catcher at Prestonwood Christian Academy in Plano, TX...His team reached the state title game as a senior after he hit .644 during the season... Also earned all-state honors in football during his junior and senior seasons...Attended the University of Texas....His father, Kevin, pitched for three years in the Montreal Expos' Minor League system (1977-79).

RUPP'S CAREER GAME HIGHS

HITS: 4, July 10, 2016 at Colorado; **RUNS:** 2, nine times; **DOUBLES:** 2, five times; **HR:** 2, July 26, 2017 vs. Houston; **RBI:** 4, five times, last July 26, 2017 vs. Houston; **SB:** 1, two times; **BB:** 3, two times; **HITTING STREAK:** 10 games, two times, last June 20-July 4, 2016; **GRAND SLAMS:** N/A; **LEAD-OFF HR:** N/A; **WALK-OFF HR:** N/A; **PINCH-HIT HR:** N/A.

POSTSEASON RECORD

YEAR	CLUB	AVG	G	AB	R	H	2B	3B	HR	RBI	SH	SF	HBP	BB	SO	SB	CS	E
2013	CLE (ALWC vTB)	.500	1	4	0	2	1	0	0	0	0	0	0	0	1	0	0	0
2016	CLE (ALDS vBS)	.182	3	11	1	2	0	0	0	0	0	0	1	0	2	0	0	0
	CLE (ALCSvTOR)	.167	5	18	3	3	0	0	2	2	0	0	0	2	2	0	0	0
	CLE (WS vCHI)	.217	7	23	2	5	1	0	1	2	0	0	0	6	7	0	0	0
2017	CLE(ALDS vNYY)	.211	5	19	2	4	0	0	1	4	0	0	0	3	4	0	0	1
TOTALS		.213	21	75	8	16	2	0	4	8	0	0	1	11	16	0	0	1

WORLD BASEBALL CLASSIC

YEAR	CLUB	AVG	G	AB	R	H	2B	3B	HR	RBI	SH	SF	HBP	BB	SO	SB	CS	E
2013	Dominican Rep.	.273	8	22	5	6	1	0	2	3	0	0	0	9	6	0	1	0
2017	Dominican Rep.	.308	6	26	2	8	2	0	0	3	0	0	0	1	5	0	0	1
TOTALS		.292	14	48	7	14	3	0	2	6	0	0	0	10	11	0	1	1

2019 SEASON HIGHLIGHTS

- ◆ Returned to Cleveland after a one-year hiatus in Philadelphia and enjoyed the finest season of his career, carrying the entire offense at times while earning his first All-Star berth...Enjoyed career-high totals in WAR (4.5), hits, runs, RBI, home runs, batting average and slugging pct. and OPS and finished T5th in MLB in walks, 4th in times reached base (272) and 8th in on-base pct. (.397)...Led the club in runs, HR, RBI, on-base and OPS...Finished in the top-10 in his respective league in walks for the ninth straight season, and he now ranks third in club history in career walks (834) and eighth in career home runs (208).
- ◆ Led all American League first basemen in OPS (.911), making 135 starts at first base and 23 starts at designated hitter, reaching base safely via hit or walk in 132 of his 158 starts...Alex Bregman and Juan Soto were the only other Major League hitters with at least 30 2B, 30 HR, 100 runs and 100 walks and was just the fourth Tribe hitter all-time to reach those figures (Jim Thome 2000; José Ramirez 2018; Travis Hafner 2006)...Posted the highest OBP by a qualified Indians hitter (.397) since Shin-Soo Choo in 2010 (.401) and the fourth member of the Tribe (since 1908) to post an on-base pct. over .395 with 30+ home runs, 100+ runs scored and 100+ walks, joining Travis Hafner (2006), Jim Thome (1996-97, 1999, 2000-02) and Al Rosen (1950).
- ◆ Was particularly effective from the right side of the plate, batting .324 (60-for-185) vs. LHP with 11 homers and 40 RBI (34BB, .428/.551/.979), the 13th-highest OPS in the American League vs. lefties...Reached base in a career-high 30 straight games from June 4-July 12.
- ◆ Was consistent over both halves of the campaign, batting .297 (93-for-313) in the first half with 17 2B, 19 HR and 52 RBI (87 games, .958 OPS)...In the second half he batted .262 (68-for-260) with 13 2B, 15 HR, 41 RBI in 71 games (.855 OPS)...Participated in the Home Run Derby in his home park on July 8, losing in the first round to eventual champ Pete Alonso...Hit .280 (66-for-236) with men on and posted a .458 on-base pct. with RISP... His best month statistically was August, batting .350 (35-for-100) with 26 runs, 6 2B, 8 HR and 22 RBI in 29 games (1.122 OPS)...Recorded an OPS of at least .835 in each month of the season with the exception of September (.219/.303/.344/.647).

CTRIBE TIDBITS

Owns the career club record by a switch-hitter for home runs (208), RBI (680) and walks (834), the fourth-most walks in club history and eighth-most HR. Has cancelled trips the last two offseasons to specifically attend Tribe Fest.

He and his family have made fast friends with the family of Cavs Assistant Coach, Lindsay Gottlieb, spending the 2019-2020 offseason in Cleveland.

CAREER SNAPSHOT

ALL-STAR

2019: Cleveland (AL)

SILVER SLUGGER

2019: Cleveland (A.L.)

HOME RUN DERBY PARTICIPANT

2019: Cleveland (AL)

WILSON DEFENSIVE PLAYER OF THE YEAR

2017: Cleveland (A.L.)

PLAYER OF THE WEEK

7/28/2014: Cleveland (A.L.)

9/25/2016: Cleveland (A.L.)

TOPPS EAS PLAYER OF THE YEAR

2009: Akron (EAS)

MOST VALUABLE PLAYER

2008: Inland Empire (CAL)

2009: Akron (EAS)

POST-SEASON ALL-STAR

2008: Inland Empire (CAL)

2009: Akron (EAS)

MID-SEASON ALL-STAR

2008: Inland Empire (CAL)

2009: Akron (EAS)

FUTURES GAME SELECTION

2009: Akron (EAS)

MILB.COM CLASS A TOP OFFENSIVE PLAYER

2008: Kinston (CAR)

BASEBALL AMERICA HIGH CLASS A ALL-STAR

2008: Kinston (CAR)

INDIANS CLUB HISTORY

Single-Season HR, Switch-Hitter

1. José Ramirez (2018) 39
2. Francisco Lindor (2018) 38
3. Carlos Santana (2019) 34
- Carlos Santana (2016) 34
5. Francisco Lindor (2017) 33

HOMERS, CLE HISTORY

SWITCH HITTERS

1. Carlos Santana 208
2. Francisco Lindor 130
3. José Ramirez 110
4. Carlos Baerga 104
5. Victor Martinez 103

MOST SINGLE-SEASON HR, MLB SWITCH HITTERS, 2010-19

1. José Ramirez (2018) 39
- Mark Teixeira (2011, NYY) 39
3. Francisco Lindor (2018) 38
- Justin Smoak (2017, TOR) 38
5. Josh Bell (2019, PIT) 37
6. Eduardo Escobar (2019, AZ) 35
7. Carlos Santana (2016, 2019) 34

RBI, CLE HISTORY SWITCH HITTERS,

1. Carlos Santana 680
2. Omar Vizquel 584
3. Carlos Baerga 565
4. Víctor Martínez 518
5. Asdrubal Cabrera 430

- ◆ Enjoyed some prolific games and authored several milestone and clutch moments, including: his 10th career two-homer game on August 15 at New York-AL, a pair of walkoff home runs (Apr. 5 vs. Toronto; Aug. 12 vs. Boston; now six for career), his 200th career home run on Apr. 28 at Houston, a 3-for-4, 4-run, 5-RBI performance on May 29 at Boston where he was a single shy of the cycle, the first Indians batter since at least 1908 with a 2B-3B-HR-2BB game...The 5 RBI tied a single-game career-high and the 4 runs set a single-game, career standard... Hit his fourth career grand slam, August 11 at Minnesota, a tenth inning shot that broke a 3-3 tie...Posted a 12-game hitting streak (June 4-17) and a 10-game hitting streak (June 23-July 4), two of the four longest streaks on the club this year.

ACTIVE CAREER MLB LEADERS, BASE ON BALLS	
1. Albert Pujols	1322
2. Joey Votto	1180
3. Miguel Cabrera	1135
4. Carlos Santana	944
5. Curtis Granderson	924

PRO CAREER

- ◆ **2018** Spent first season in Philadelphia after signing three-year contract as free agent in December...Among all NL players, ranked second in walks (110), tied-sixth in games (career-high 161) & sac flies (8)...His 110 walks were the most by a Phillies switch hitter in a season in franchise history (surpassed Pete Rose's previous mark of 95 in 1979)...Was one of two players in MLB with at least 85 RBI and 110 walks (also: Bryce Harper)...In the 4th inning on 4/7 vs MIA, notched his 1,000th career hit...Had 13 RBI in the four-game series vs SF, May 7-10, tying the franchise record for most RBI in a series of any length...28 June walks were the most by a Phillie in the month of June since 1980, when Greg Luzinski had 28 (and a career high)...His 28 walks were the most by a Phillie in a calendar month since September 2006, when Ryan Howard had 35...Following the season, played for the MLB All-Stars in the Japan All-Star Series.

CAREER WALKS INDIANS HISTORY	
1. Jim Thome	1008
2. Tris Speaker	857
3. Carlos Santana	834
4. Lou Boudreau	766

- ◆ **2017** Was hitting as low as .221 (62/280) thru games of 6/24 (73 games, 9 HR, 38 RBI)... From 6/26-end of the season, Carlos batted .296 (85/287) with 47 runs, 21 2B, 14 HR and 41 RBI over his final 80 games of the season.

2019 AL OVERALL RANKINGS		
Category	Rank	#
IBB	2nd	12
OBP	3rd	397
Times On	4th	272
BB	3rd	108
Games	6th	158
Runs	T6th	110
OB% vLHP	8th	428

- ◆ **2016** Collected single-season career bests in home runs, extra base hits...Finished tied for the club lead with 34 home runs...His 34 HR were the most by an Major League switch-hitter since Mark Teixeira hit 39 for the Yankees in 2011...His .385 lead-off on-base pct. was third-highest in the AL behind Dustin Pedroia and Jose Altuve...Hit five home runs to start contests...Notched a career-high 14-game hitting streak from 6/30-7/17... Doubled and tripled in consecutive games, 9/30-10/1 at KC, the fourth time an Indian has done so since 1913 and the first since Odell Hale in July 1936...Only player since 1901 to collect exactly 99 walks and 99 strikeouts in a single season...Hit 192 (10-52) in the Postseason with a 2B, 3 HR & 4 RBI in all 15 games, starting 11 games at DH, and started the first two games of his Major League career in left field in Wrigley.

CAREER LEAGUE LEADERS	
Offensive WAR	
2013 A.L.	5.4 (8th)
On-Base%	
2013 A.L.	.377 (8th)
2016 A.L.	.366 (8th)
2019 A.L.	.397 (3rd)
Doubles	
2013 A.L.	39 (T7th)
Bases on Balls	
2011 A.L.	97 (3rd)
2012 A.L.	91 (2nd)
2013 A.L.	93 (2nd)
2014 A.L.	113 (1st)
2015 A.L.	108 (2nd)
2016 A.L.	99 (3rd)
2017 A.L.	88 (4th)
2018 N.L.	110 (2nd)
2019 A.L.	108 (3rd)
Active	944 (4th)
Times On Base	
2014 A.L.	241 (10th)
2016 A.L.	252 (10th)
2017 A.L.	242 (T7th)
2019 A.L.	272 (4th)
Runs	
2019 A.L.	110 (T6th)

- ◆ **2015** Led the club in RBI with 85...Passed Carlos Baerga on 6/13 at Detroit with his 105th career homer, the most by a switch-hitter in club history (now owns 174 in CLE).

- ◆ **2014** Set single-season club records for walks (113) and tied his own club mark in home runs (27) by a switch-hitter, becoming the first Indian to lead MLB in walks since Jack Graney in 1919...First switch-hitter to lead MLB in walks since Tony Phillips in 1993... Santana also became the fifth switch-hitter in Indians history with at least three years with 50+ extra base hits (Cabrera, Baerga, Martinez, Alomar)...His 113 walks were the sixth-highest single-season total in franchise history and most by any player in club history not named Jim Thome...Missed nine games on the 7-day concussion DL from 5/26-6/4 for the second time in his career (also 2012)...Was the club's Opening Day third baseman, making 26 starts at the hot corner (last coming on 5/22) before moving to first base in late May...According to *Elias* his six HR tied for the most HRs at "The K" in one season by any visiting player (opened in 1973).

- ◆ **2013** Led the team in extra-base hits, OBP/SLG/OPS and doubles...Indians were 33-15 (.688) in his starts in the four-hole... Threw out 10 of 61 runners attempting to steal off him (16.4%) while catching and from 8/18-end of season made just nine starts at catcher (39 team games played)...Hit .389 (28-72) in April with 9 2B, 5HR, 13RBI and 14 runs scored, as he led the AL in average, on-base pct (.476) and OPS (1.198) for the month...Went a career-best 5-for-5 with 3 runs scored, 2 doubles, a homer and 3 RBI on 4/7 at Tampa Bay.

- ◆ **2012** Tied for the team-lead in RBI and led the team in walks/HR...Among primary catchers in the AL, his RBI total ranked third-highest although 29 of his 76 RBI came at DH and first base...Signed a five-year contract extension thru 2016 with a club option for 2017 on 4/10...Was 10th in the AL in second half OPS (.887), seventh in on-base pct (.389) and T11th in second half RBI (46)...Was on the MLB 7-day Concussion DL from 5/26-6/4 after taking a foul ball off his catcher's mask the night before at Chicago-AL...Appeared in 20 games for Escobido in the DR Winter League after the season.

◆ **2011** Had a solid first full season in the Major Leagues, setting a club record for homers by a switch-hitter (27) and finishing third in A.L w/97 BB...Became just the eighth player and first catcher in club history w/at least 30 2B, 25HR and 90 walks...One of four MLB hitters in 2011 w/at least 25HR, 35 2B, 90 walks (Fielder, M Cabrera, Votto)...Hit a walk-off grand slam on 4/29 vs. Detroit (Benoit), his first grand slam...Also the first Indians catcher to ever end game w/a grand slam...Collected second walk-off home run on 9/23 vs. Minnesota (Capps), his first career pinch-hit home run and the only PH homer of the season for the Indians.

◆ **2010** Had another prolific season as he made his way to the big leagues for the first time, but did not play after 8/2 due to a season-ending injury in Boston...Began the season in AAA Columbus and dominated the International League, earning a spot in the Mid-Season Triple-A All-Star Game (did not play)...At the time of his 6/11 recall from Columbus he was leading Indians minor league players in home runs (13) and RBI (51) and among IL leaders ranked first in on-base pct. (.447), walks (45) and OPS (1.044), tied-second in RBI (51), tied-third in home runs (13)...Recalled on 6/11 and made Major League debut that night vs. Washington in Progressive Field (0-3, RS, BB)...Became the first Indians hitter since 1977 (Jim Norris, RF) to make his Major League debut hitting third in the lineup...Earned his first Major League hit/RBI on 6/12 w/a second inning double off Washington's JD Martin and hit his first home run, also off Martin, in the 5th inning of that game...Overall had a .401 on-base percentage in 46 games with Cleveland, which would have been tied for the fourth best mark in the A.L.in 2010 with enough at-bats... Did not start outside the 3-4-5 hole in the batting order the entire season at either level...Season ended prematurely after a 7th inning collision at home plate with Boston's Ryan Kalish in Fenway Park on 8/2...Sustained damage to his lateral collateral ligament (LCL) that ended his season and later underwent surgery to repair the ligament in Cleveland by Dr. Rick Parker on 8/6.

◆ **2009** Named Eastern League MVP as he led Akron to the EL title...He led the league in slugging (.530), OPS (.943) and walks (90), was second in home runs, RBI and OBP (.413), and was third in runs scored...His 90 walks were a new franchise record... Named Indians Minor League Player of the Year...Also named **Topps** EAS Player of the Year...Santana was recognized as having the Best Strike Zone Judgment and fourth-best overall prospect in the Eastern League by **Baseball America**...Limited to one game in the Dominican Winter League after the season (illness) and underwent surgery on 12/8 to remove a fracture of the hamate bone in his right hand in Baltimore, MD (Dr. Tom Graham).

◆ **2008** Had a monster season, posting arguably the finest offensive season by any Minor League player...Batting .326 (151-463) with 39 2B, 5 3B, 21 HR, 125 runs & 117 RBI in 130 games...He led all Minor Leaguers in runs and finished second in RBI, tied-sixth in walks (89), eighth in on-base % (.431) and tied-ninth in extra base hits (65)...Was named California League MVP (and number two prospect in the Cal League by **Baseball America**) despite not playing out west for the final five weeks of the season...Was also named a High Class A All-Star by **Baseball America** and named as having the Best Strikezone Judgment and Best Defensive Catcher in the CL by **BA**...After the season was named the best hitter in all of Class A baseball (High A) by **MLB.com** and the top prospect in the organization by **Baseball America** entering 2009...At the time of the 7/26 trade he was leading the California League in RBI (96), on-base percentage (.431) and runs scored (88), was second in doubles (34), third in extra base hits (52), fourth in slugging percentage (.563) and 6th in batting average (.323).

PERSONAL/MISCELLANEOUS

Full name **CARLOS SANTANA**...Wife, Brittany...Son, Carlos David (8) and daughters, Savian Jazmin (3) and Luna Star (1)...Signed by the Dodgers to his first contract in August of 2004...Worked on the KeyBank Glove Drive and Kids Run the Bases in 2011...Favorite athlete growing up was Adrian Beltre, favorite team was the Tampa Bay Rays and calls Minneapolis his favorite road city...Enjoys spending time with this family in the off-season...Regular participant of Tribe Fest and canceled a previous engagements to attend 2019 and 2020 events...Toured Japan with the MLB All-Star Team in 2014 and 2018...He and his wife are frequent visitors to the Providence House during the season, the nation's oldest Crisis Nursery, committed to child abuse prevention and family preservation.

INDIANS CLUB HISTORY BATTERS w/30 2B, 25HR, 90BB	
1. Carlos Santana (2011)	35/27/97
2. Grady Sizemore (2008)	39/33/98
3. Travis Hafner (2006)	31/42/100
4. Jim Thome (2000)	33/37/118
5. Manny Ramirez (1999)	34/44/96
6. Albert Belle (1996)	38/48/99
7. Andre Thornton (1979)	31/26/90
8. Earl Averill (1934)	48/31/99

INDIANS CLUB HISTORY SINGLE-SEASON, WALKS	
1. Jim Thome (1999)	127
2. Jim Thome (1996)	123
3. Jim Thome (2002)	122
4. Jim Thome (1997)	120
5. Jim Thome (2000)	118
6. Carlos Santana (2014)	113

SANTANA'S CAREER GAME HIGHS	
HITS: 5, April 7, 2013 at Tampa Bay;	RUNS: 4, two times, last August 15, 2019 at NYY;
DOUBLES: 2, many;	HR: 2, ten times, last August 15, 2019 at NYY;
RBI: 5, five times, last August 11, 2019 at Minnesota;	SB: 1, many times;
BB: 4, three times, last July 29, 2017 at CWS;	HITTING STREAK: 14 games, June 30-July 17, 2016;
GRAND SLAMS: 4, last August 11, 2019 at Minnesota (Rogers);	INSIDE-THE-PARK-HR: 1, August 31, 2013 @ Detroit (Veras);
WALK-OFF HR: 6, last August 12, 2019 vs. Boston (Walden);	PH HR: 1, September 23, 2011 vs. MIN (Capps);
LEAD-OFF HR: 7, last Sept. 4, 2018 at Miami.	



DOMINGO SANTANA 24

Age: 27, born August 5, 1992 in Santo Domingo, DR

Resides: Santo Domingo, DR Position: Outfielder

domingosantana1416

Bats: R Throws: R Height: 6-5 Weight: 232

ML Service: 4 + 024

Contract Status (options remaining): Signed thru 2020 with a 2021 club option (0)

Acquired: February 13, 2020; Signed by Cleveland to a Major League free agent contract.

YEAR	CLUB	AVG	G	AB	R	H	2B	3B	HR	RBI	SH	SF	HB	BB	SO	SB	CS	SLG	OBP	OPS	E																				
2009	GCL Phillies	.288	37	118	17	34	6	1	6	28	0	1	5	15	44	3	1	.508	.388	.897	1																				
2010	Lakewood	.182	49	165	27	30	10	0	3	16	0	2	6	29	76	5	6	.297	.322	.619	2																				
	Williamsport	.237	54	186	28	44	9	0	5	20	0	0	5	23	73	4	4	.366	.336	.702	4																				
2011	Lakewood	.269	96	350	45	94	29	4	7	32	0	0	15	26	120	4	1	.434	.345	.780	4																				
	Lexington	.382	17	68	13	26	4	0	5	21	0	0	2	6	15	1	0	.662	.447	1.109	3																				
2012	Lancaster	.302	119	457	87	138	26	6	23	97	0	4	9	55	148	7	1	.536	.385	.921	10																				
2013	Corpus Christi	.252	112	416	72	105	23	2	25	64	0	1	13	46	139	12	5	.498	.345	.842	6																				
2014	Oklahoma	.296	120	443	63	131	27	2	16	81	0	4	2	64	149	6	4	.474	.384	.858	4																				
	Houston	.000	6	17	1	0	0	0	0	0	0	0	0	1	14	0	0	.000	.056	.056	0																				
2015	Fresno	.320	75	275	62	88	18	3	16	59	0	0	3	48	91	1	4	.582	.426	1.008	4																				
	Houston	.256	14	39	6	10	2	0	2	8	0	0	1	2	17	2	1	.462	.310	.771	0																				
	Colorado Springs	.380	20	79	13	30	5	1	2	18	0	0	6	17	1	1	.544	.424	.968	1																					
	Milwaukee	.231	38	121	14	28	5	0	6	18	0	2	4	18	46	2	0	.421	.345	.766	3																				
2016	Milwaukee	.256	77	246	34	63	14	0	11	32	0	1	2	32	91	2	3	.447	.345	.792	2																				
	Biloxi	.333	3	6	2	2	0	0	1	1	0	0	0	4	1	1	0	.833	.600	1.433	0																				
	Wisconsin	.174	8	23	4	4	0	0	1	3	0	0	1	4	5	0	0	.304	.321	.626	0																				
	Colorado Springs	.556	3	9	5	5	2	0	0	5	0	0	0	5	3	0	0	.778	.714	1.492	1																				
2017	Milwaukee	.278	151	525	88	146	29	0	30	85	0	3	6	73	178	15	4	.505	.371	.875	5																				
2018	Milwaukee	.265	85	211	21	56	14	1	5	20	0	3	1	20	77	1	1	.412	.328	.740	1																				
	Colorado Springs	.283	55	187	30	53	10	2	8	35	0	2	2	36	75	2	0	.487	.401	.888	5																				
2019	Seattle	.253	121	451	63	114	20	1	21	69	0	2	2	50	164	8	3	.441	.329	.770	12																				
Minor Lge. Totals		.282	768	2782	468	784	169	21	118	480	0	14	63	367	956	47	27	.485	.376	.861	45																				
CLEVELAND TOTALS																						--	--	--	--	--	--	--	--	--	--	--	--	--	--	--	--	--	--	--	--
American League		.245	141	507	70	124	22	1	23	77	0	2	3	53	195	10	4	.428	.319	.747	12																				
National League		.266	351	1103	157	293	62	1	52	155	0	9	13	143	392	20	8	.465	.354	.819	11																				
MLB TOTALS		.259	492	1610	227	417	84	2	75	232	0	11	16	196	587	30	12	.453	.343	.797	23																				

CAREER TRANSACTIONS

- 2009 Signed by the Philadelphia Phillies as an amateur free agent, 3/23.
- 2011 The Philadelphia Phillies sent Domingo Santana to the Houston Astros to complete an earlier deal of 7/29/2011 that sent a player to be named later, Jarrod Cosart, Jon Singleton and Josh Zeid to Houston Astros for Hunter Pence and cash, 8/15.
- 2015 Traded by the Houston Astros with Josh Hader, Adrian Houser and Brett Phillips to the Milwaukee Brewers for Mike Fiers, Carlos Gomez and cash, 7/30.
- 2016 DL - right shoulder soreness, 5/19-6/2. Rehab A Biloxi, 5/31-6/2
- 2016 DL - right elbow soreness, 6/8-8/18. Rehab A Wisconsin, 7/23-25, and AAA Colorado Springs, 8/8-18.
- 2018 Traded by the Milwaukee Brewers to the Seattle Mariners for Noah Zavolas and Ben Gamel, 12/21.
- 2019 DL - right elbow inflammation, 8/19-9/16.
- 2019 Granted Free Agency, 12/2.
- 2020 Signed as a Free Agent with the Cleveland Indians, 2/13.

POSTSEASON RECORD

YEAR	CLUB	AVG	G	AB	R	H	2B	3B	HR	RBI	SH	SF	HBP	BB	SO	SB	CS	E
2018	MIL (NLDS vCOL)	.000	3	2	0	0	0	0	0	0	0	0	0	1	1	0	0	0
	MIL (NLCS vLA)	.333	7	6	1	2	1	0	0	3	0	0	0	1	4	1	0	0
TOTALS		.250	10	8	1	2	1	0	0	3	0	0	0	2	5	1	0	0

FIELDING BY POSITION

PCT	2019						PCT	CAREER						
	G	PO	A	E	TC	DP		G	PO	A	E	TC	DP	
.940	100	184	4	12	200	1	Outfield	.968	420	680	13	23	716	2

2019 SEASON HIGHLIGHTS

- ◆ Was leading the AL in RBI at the end of April (30 in first 31 games) and was third in MLB behind Yelich and Bellinger...Was second in the AL in RBI thru his first 42 games as late as May 13 (37 RBI)...Ended the season batting .253 (114-for-451) with 63 runs, 20 doubles, 1 triple, 21 homeruns and 69 RBI...Missed 24 games while on the Injured List, Aug. 19-Sept. 16, with a right elbow injury...Appeared exclusively at designated hitter or pinch-hitter from July 27-end of season due to the elbow.
- ◆ Season got off to a hot start, becoming the first player in the Majors to record the game-winning RBI in each of his club's first 3 games of a season since the Angels Vladimir Guerrero in 2007...Totaled 9 RBI through the first 3 games of the season, setting a new club record (previous: 7, 6x, last: Robinson Canó, 2016)...Tied the club record with 30 RBI in March/April...Equaled the 30 RBI in March/April by Ken Griffey Jr. in 1997.
- ◆ Following the All-Star Break, hit .128 (12-for-94) with 13 walks and 48 strikeouts in 31 games...His 164 strikeouts were 5th-most in the American League and T5th-most in single-season club history (also: Nelson Cruz, 2015)...Hit grand slam on Opening Day, March 20 at Oakland in Japan...Became the 2nd Mariners player to hit a grand slam on Opening Day, joining Jim Presley on April 8, 1986 vs. the Angels...Had 3 multi-home run games: May 25 at Oakland, June 7 at Los Angeles-AL and June 19 vs. Kansas City.

PRO CAREER

- ◆ **2018** Hit .414 (12-for-29) with 5 doubles, 2 home runs and 5 RBI as a pinch-hitter...His .414 average was tops among Brewers pinch-hitters in club history and ranked 2nd in the Majors in 2018 (Colin Moran-PIT, .423)...Optioned to Triple-A Colorado Springs on 6/23, where he hit .283 (53-for-187) with 30 runs, 10 doubles, 2 triples, 8 home runs and 35 RBI in 55 games...Recalled by Milwaukee on 9/1...Hit .409 (9-for-22) over his last 23 games...**POSTSEASON** - Appeared in all 10 of the Brewers postseason games...Used exclusively as a pinch-hitter and went 2-for-8 with 1 double, 3 RBI and 2 walks.
- ◆ **2017** Was one of the most productive right fielders in the National League...In 151 games with the Brewers, hit .278 (146-for-525) with 88 runs, 29 2B, 30 HR, 85 RBI, a .371 on-base percentage and a .505 slugging mark...Among NL right fielders, ranked T1st in stolen bases (15), 2nd in walks (73), on-base % (.372) and total bases (259)...Led the club in batting, runs and on-base pct. while ranking 2nd in hits, doubles, RBI, walks, OPS and total bases.
- ◆ **2016** Named to his first career Opening Day roster...On 5/1 vs. Miami, hit his first career leadoff home run (off Tom Koehler).
- ◆ **2015** Was traded midseason for the 2nd time in his career...Made appearances with two Major League clubs and two Triple-A clubs...Began the season with Triple-A Fresno (HOU), where he hit .320 (88-for-275) with 16 HR and 59 RBI in 75 games...Recalled by Houston on 6/16...Recorded his first Major League hit – an RBI-single off Chris Rusin – on 6/16 vs. Colorado...Belted his first career home run – a pinch-hit, 3-run homer off Scott Oberg – on 6/18 at the Rockies...Acquired by the Brewers from the Astros in a 6-player deal on 7/30...Assigned to Triple-A Colorado Springs, where he hit .380 (30x79) with 13 runs, 5 doubles, 1 triple, 2 home runs and 18 RBI in 20 games...Recalled by the Brewers on 8/21...Career-high 5 RBI on 9/19 vs. Cincinnati.
- ◆ **2014** Broke into the Major Leagues making his debut on 7/1 vs. Seattle...Had a pair of stints with the Astros...Played for Team World in the All-Star Futures Game in Minnesota.
- ◆ **2013** Named to the Texas League All-Star Team...Among league leaders, ranked 3rd in home runs, T3rd in extra-base hits (50) and 4th in OPS (.842)...Selected by *Baseball America* as the 6th-best prospect in the Texas League...Ranked the 8th-best prospect in the Astros organization by *Baseball America* following the season.
- ◆ **2012** Entered the season as the youngest player in the Cal League...His .921 OPS was 7th-best in the league.
- ◆ **2011** Split the season between the Phillies and Astros organizations...On 7/29, the Astros acquired 3 players, in addition to a player to be named later, from the Phillies in exchange for Hunter Pence...Santana named on Aug. 15 and was assigned to Single-A Lexington...After the season, was ranked the 6th-best prospect in the Astros organization by *Baseball America*.
- ◆ **2009-2010** Named the 10th-best prospect in the Phillies organization by *Baseball America* following the season.

PERSONAL/MISCELLANEOUS

Full name **DOMINGO ALBERTO SANTANA**...Grew up and learned to speak English in St. Thomas of the U.S. Virgin Islands (father is from St. Thomas)...His father, also named Domingo, was an outfielder/pitcher in the Astros minor league system...One daughter, Keissy.

SANTANA'S CAREER GAME HIGHS

HITS: 4, July 6, 2017 at Chicago-NL(w/MIL); **RUNS:** 3, several; **DOUBLES:** 2, three times, last July 14, 2017 vs. Philadelphia; **HR:** 2, six times, last June 19, 2019 vs. KC; **RBI:** 5, two times, last June 19, 2019 vs. KC; **SB:** 1, several times; **WALKS:** 3, May 4, 2016 vs. SD; **HITTING STREAK:** 9 games, three times, June 17-26, 2019; **GRAND SLAMS:** 2, last March 20, 2019 at Oakland (Mike Fiers); **LEAD-OFF HR:** 1, May 1, 2016 vs. Miami (Tom Koehler); **WALK-OFF HR:** N/A; **INSIDE-THE-PARK HR:** N/A; **PINCH-HIT HR:** 4, Sept. 17, 2018 vs. Cincinnati (Anthony DeSclafani).

CAREER SNAPSHOT

BASEBALL AMERICA TRIPLE-A ALL-STAR

2015: Fresno (PCL)

POST-SEASON ALL-STAR

2015: Col. Springs (PCL)

MILB.COM ORGANIZATION ALL-STAR

2012: Houston (NL)

2013: Houston (AL)

2014: Houston (AL)

FUTURES GAME SELECTION

2014: Okla. City (PCL)



DALBERT SIRI

93

SPRING INVITEE

Age: 24, born July 19, 1995 in Moca, Dominican Republic

Resides: Moca, DR

Position: Pitcher

eL_calvoboy01_19

Bats: R **Throws:** R

Height: 6-1

Weight: 200

ML Service: 0 + 000

Contract Status: Signed thru 2020

Acquired: November 6, 2014; Signed by Cleveland as an amateur free agent.

OPPONENTS

YEAR	CLUB	W-L	ERA	G	GS	CG	SHO	SV	IP	H	R	ER	HR	HB	BB	SO	WP	BK	AVG	SLG	OBP
2015	DSL Indians	2-3	2.72	16	5	0	0	1	36.1	27	13	11	1	3	20	29	2	0	.209	.279	.323
2016	AZL Indians	1-1	4.13	17	0	0	0	4	24.0	18	13	11	0	5	10	36	4	0	.200	.256	.311
	Mahoning Valley	0-0	0.00	2	0	0	0	0	5.0	1	0	0	0	0	3	7	1	0	.071	.071	.235
2017	Lake County	1-2	3.10	39	0	0	0	14	40.2	29	19	14	1	8	26	64	5	0	.192	.272	.341
2018	Lynchburg	1-5	2.45	42	0	0	0	15	47.2	31	21	13	4	2	29	71	7	1	.182	.282	.307
2019	Akron	2-2	2.98	45	0	0	0	10	45.1	35	20	15	3	3	29	48	7	1	.215	.344	.344
	Columbus	0-0	0.00	1	0	0	0	0	2.1	2	0	0	0	0	0	4	0	0	.222	.222	.222
Minor Lge. Totals		7-13	2.86	162	5	0	0	44	201.1	143	86	64	9	21	117	259	26	2	.197	.285	.324

CAREER TRANSACTIONS

2014 Signed by the Cleveland Indians as an amateur free agent, 11/6.

2019 SEASON HIGHLIGHTS

- ◆ Spent most of the season at AA Akron and recorded one outing for AAA Columbus in July, posting a season ERA of 2.83 in 46 relief outings (47.2IP, 37H, 15ER, 29BB, 52SO, .215 avg)...Was tied for fourth in the system in games pitched and led the PD system with 10 saves...Posted a second half ERA of 1.96 over his last 18 appearances of the year (18.1IP, 13H, 4ER, 18SO)...Overall on the year right-handed hitters batted .196 off him (19-for-97).

CAREER SNAPSHOT

MID-SEASON ALL-STAR

2017: Lake County (MID)

2018: Lynchburg (CAR)

PRO CAREER

- ◆ **2018** Named Carolina League Midseason All-Star after posting 2.08 ERA.
- ◆ **2017** Finished second in the Indians organization and third in the Midwest League with 14 saves...Posted a 2.29 first-half ERA and was named a MWL Midseason All-Star.

PERSONAL/MISCELLANEOUS

Full name **DALBERT TOBIAS SIRI**...Signed when was 19 years old and did not start playing baseball until the age of 14... Played basketball and volleyball before taking up baseball...Was on the Dominican team for the November 2019 WSBC Premier12 event, a 2020 Olympic qualifier.



JORDAN STEPHENS 94

SPRING INVITEE

Age: 27, born September 12, 1992 in Houston, TX



Resides: Alvin, TX

Position: Pitcher

Bats: R Throws: R

Height: 6-1

Weight: 200

ML Service: 0 + 000

Contract Status: Signed thru 2020

Acquired: June 15, 2019; Claimed off waivers by Cleveland from the Chicago White Sox.

YEAR	CLUB	W-L	ERA	G	GS	CG	SHO	SV	IP	H	R	ER	HR	HB	BB	SO	WP	BK	OPPONENTS		
																			AVG	SLG	OBP
2015	AZL White Sox	0-0	0.61	9	1	0	0	0	14.2	7	1	1	0	1	2	18	2	0	.140	.140	.189
	Great Falls	0-0	0.00	2	0	0	0	0	3.0	2	0	0	0	0	1	3	1	0	.182	.182	.250
2016	Winston-Salem	7-10	3.45	27	27	0	0	0	141.0	129	59	54	12	6	48	155	11	0	.243	.364	.312
2017	Birmingham	3-7	3.14	16	16	0	0	0	91.2	84	38	32	4	9	35	83	8	0	.249	.356	.330
2018	Birmingham	4-3	2.95	7	7	0	0	0	39.2	37	18	13	1	3	12	40	4	0	.259	.385	.323
	Charlotte (SC)	4-7	4.71	21	21	0	0	0	107.0	114	62	56	11	7	42	99	4	0	.271	.420	.345
2019	Charlotte (SC)	3-4	8.60	9	6	0	0	0	37.2	57	38	36	8	3	14	27	3	0	.350	.632	.407
	Winston-Salem	0-0	4.50	1	1	0	0	0	2.0	1	1	1	1	0	0	4	0	0	.143	.571	.143
	Akron	2-1	1.96	9	1	0	0	0	23.0	20	6	5	3	0	5	29	1	0	.235	.400	.278
	Columbus	1-4	9.42	6	6	0	0	0	28.2	39	33	30	9	5	14	26	1	0	.322	.661	.411
Minor Lge. Totals		24-36	4.20	107	86	0	0	0	488.1	490	256	228	49	34	173	484	35	0	.262	.415	.333

CAREER TRANSACTIONS

2015 Selected by the Chicago White Sox in the 5th round of the June Draft (142nd overall). Signed, 6/12.

2019 Claimed on waivers from Chicago-AL by the Cleveland Indians, 6/15.

2019 SEASON HIGHLIGHTS


- ◆ Spent the season between the Indians and White Sox organizations after being claimed on waivers on June 15...Started the year in AAA Charlotte, missed most of May with a left hand fracture, and later rehabbed in Single-A Winston-Salem... Assigned to AA Akron in June following the waiver claim, posting a 2.50 ERA in 8 relief appearances (18.0IP, 17H, 5ER, 2ISO) before throwing 5.0 shutout innings in lone Double-A start of July 27 (3H, 8SO)...Elevated to Columbus on Aug. 1 and made 6 starts to close out the season for the Clippers...Combined on the year he was 6-9 with a 7.09 ERA in 25 games/14 GS (91.1IP, 117H, 72ER, 21HR, 86SO, .311 avg)...Designated for assignment on August 30 and outrighted to Columbus roster on Sept. 2.

PRO CAREER

- ◆ 2018 Combined to go 8-10 with a 4.23 ERA (69 ER/146.2 IP) and 139 strikeouts over a career-high 28 starts between Class AA Birmingham and Class AAA Charlotte...Began the season with Birmingham, making seven starts before being promoted to Charlotte on 5/13...Was a non-roster invite to spring training with the White Sox and added to the 40-man roster that November after the season...Entered the season rated by *Baseball America* as the No. 16 prospect in the Chicago system.
- ◆ 2017 Played the entire season with Class AA Birmingham...Limited right-handers to a .202 (35-173) average...Began the season on the disabled list with a strained right elbow...Tossed 18.0 consecutive scoreless IP over his first three starts of the season from 6/3-15...Entered the season rated by *Baseball America* as the No. 12 Prospect in the White Sox system.

PERSONAL/MISCELLANEOUS

Full name **JORDAN SHANE STEPHENS**...Married, Katie...Son, Kaiden...Attended Rice University in Houston...Was named All-Conference USA First-Team in 2015 ...Was sidelined most of 2014 after undergoing reconstructive right elbow surgery... Was a 2013 NCAA Eugene Regional Most Valuable Player/All-Regional Team...Three-year ERA at Rice was 2.80 in 41 games/31 GS (60ER/192.2 IP)...Is a 2011 graduate of Alvin (Texas) High School (Nolan Ryan is an alumni).



BEAU TAYLOR

46

SPRING INVITEE

Age: 30, born February 13, 1990 in Rockledge, FL

Resides: Rockledge, FL Position: Catcher

Bats: L Throws: R Height: 5-11 Weight: 205

ML Service: 0 + 085

Contract Status (options): Signed thru 2020(2)

Acquired: December 6, 2019; Signed by Cleveland to a Minor League free agent contract.



@beauknows_13

beau_taylor13

YEAR	CLUB	AVG	G	AB	R	H	2B	3B	HR	RBI	SH	SF	HB	BB	SO	SB	CS	SLG	OBP	OPS	E
2011	Vermont	.111	5	18	1	2	0	0	0	1	0	0	0	0	4	0	0	.111	.111	.222	1
	Burlington	.293	43	147	16	43	7	2	0	17	1	1	0	18	34	1	3	.367	.367	.735	4
2012	Stockton	.328	52	195	25	64	10	2	3	34	0	2	1	28	29	0	2	.446	.412	.858	8
	Midland	.233	36	120	13	28	5	0	0	10	1	0	1	11	36	0	0	.275	.303	.578	0
2013	Midland	.191	76	267	21	51	11	0	3	32	1	3	2	33	71	1	0	.266	.282	.548	5
2014	Midland	.239	63	209	22	50	15	0	3	26	2	1	1	23	61	1	1	.354	.316	.670	3
	Stockton	.333	32	114	21	38	10	0	5	27	0	2	0	22	33	0	0	.553	.435	.987	1
2015	Stockton	.214	68	238	27	51	11	1	4	28	0	1	3	34	63	2	1	.319	.319	.638	2
	Midland	.259	16	58	11	15	2	0	2	11	0	1	0	7	11	0	0	.397	.333	.730	0
2016	Midland	.280	95	339	50	95	25	0	5	53	1	3	4	54	86	1	1	.398	*.383	.781	7
2017	Midland	.309	21	68	10	21	4	1	2	7	0	1	0	9	17	0	0	.485	.385	.870	0
	Nashville	.289	41	142	26	41	6	0	3	17	0	1	0	20	32	0	1	.394	.374	.769	1
2018	Nashville	.248	90	302	39	75	15	3	3	39	0	1	3	50	89	2	0	.348	.360	.707	5
	Oakland	.200	7	5	0	1	1	0	0	0	0	0	1	2	0	0	0	.400	.333	.733	0
2019	Las Vegas	.257	62	191	38	49	13	1	8	32	0	0	2	47	70	0	0	.461	.408	.869	5
	Oakland	.174	10	23	3	4	0	0	2	2	0	0	1	4	6	0	0	.435	.321	.756	0
	Buffalo	.188	10	32	5	6	2	0	0	4	0	2	0	5	8	0	0	.250	.282	.532	0
	Toronto	.000	1	2	0	0	0	0	0	0	0	0	0	0	1	0	0	.000	.000	.000	0
Minor Lge. Totals		.258	710	2440	325	629	136	10	41	338	6	19	17	361	644	8	9	.372	.355	.727	42
CLEVELAND TOTALS		--	--	--	--	--	--	--	--	--	--	--	--	--	--	--	--	--	--	--	--
American League		.167	18	30	3	5	1	0	2	2	0	0	1	5	9	0	0	.400	.305	.705	0
National League		--	--	--	--	--	--	--	--	--	--	--	--	--	--	--	--	--	--	--	--
MLB TOTALS		.167	18	30	3	5	1	0	2	2	0	0	1	5	9	0	0	.400	.305	.705	0

CAREER TRANSACTIONS

- 2011 Selected by the Oakland Athletics in the 5th round (166th overall) of the June draft. Signed, 6/10.
- 2018 Granted Free Agency, 11/2.
- 2019 Signed as a Free Agent with the Oakland Athletics, 1/24.
- 2019 Selected off waivers by the Toronto Blue Jays from the Oakland Athletics, 8/16.
- 2019 Selected off waivers by the Oakland Athletics from the Toronto Blue Jays, 9/10. Granted Free Agency, 10/8.
- 2019 Signed as a Free Agent with the Cleveland Indians, 12/6.

FIELDING BY POSITION

PCT	2019							Catcher	PCT	CAREER						
	G	PO	A	E	TC	DP	PB			G	PO	A	E	TC	DP	PB
1.000	10	68	3	0	71	0	1	Catcher	1.000	16	78	4	0	82	0	1

2019 SEASON HIGHLIGHTS

- ◆ Began the year in AAA Las Vegas after a non-roster spring invitation to Major League camp with Oakland, his ninth season in the A's system...Appeared in nine games over two stints with Oakland, June 8-July 1 and July 31-Aug. 2, before he was designated for assignment on August 14 and claimed off waivers by Toronto two days later...Played in one game for the Blue Jays and 10 with Triple-A Buffalo before he was designated for assignment on Sept. 7 and claimed back by Oakland on Sept. 10...Appeared in one game, Sept. 10, and was DFA'd and outrighted off the roster on Sept. 25...Hit his first home run and collected his first RBI on June 18 vs. Baltimore, a third inning shot off Gabriel Ynoa.

PRO CAREER

- ◆ **2018** Spent the season at Triple-A Nashville, making his Major League debut as a September call-up...Appeared in six games at catcher and tossed out 1-of-2 (50.0%) attempted base stealers...Made his debut 9/1 against Seattle...Was 0-for-3 in six games before doubling off Odrisamer Despaigne in the top of the fifth inning in the A's final game of the regular season, 9/30 at Los Angeles (AL)...Walked 50 times with the AAA Sounds for a .360 on-base percentage.
- ◆ **2017** Batted .309 with two home runs and seven RBI in 21 games with Double-A Midland before making his Triple-A debut in late June...Combined for a career-high .298 batting average in 62 games...Batted .325 against right-handed pitching compared to .191 against left-handers...Began the season on the suspended list as he served a 50-game suspension for a violation of the MiLB drug testing program (amphetamine)...Was reinstated 5/31...Was on the disabled list from 8/6-12 with a concussion.
- ◆ **2016** Spent the entire season at Double-A Midland...Added 54 walks for a .383 on-base percentage...Led league in on-base percentage, ranking sixth in walks and seventh in batting...Led the A's farm system in on-base percentage and ranked seventh in batting...Led TL catchers in games played.
- ◆ **2015** Began the season at Single-A Stockton and was on the DL from 7/28-8/6 with a strained right groin.
- ◆ **2014** Began the season at Double-A Midland and hit .239 with three home runs and 26 RBI in 63 games before he was sent to Single-A Stockton 7/23...Reached base safely in 22 consecutive games from 7/26-8/19.

PERSONAL/MISCELLANEOUS

Full name **BEAU RITCHIE TAYLOR**...Single...Graduated from Rockledge (FL) High School...Attended the University of Central Florida...Batted .337 with 16 home runs and 105 RBI in his college career, spent mainly at third base...Was a *Louisville Slugger/Collegiate Baseball* Freshman All-America selection.

CAREER SNAPSHOT

MILB.COM ORGANIZATION ALL-STAR

2017: Oakland (AL)

POST-SEASON ALL-STAR

2016: Midland (TEX)

MID-SEASON ALL-STAR

2016: Midland (TEX)

TAYLOR'S CAREER GAME HIGHS

HITS: 1, five times; **RUNS:** 2, June 18, 2019 vs. Baltimore; **DOUBLES:** Sept. 30, 2018 at LA Angels; **HR:** 1, two times, last June 26, 2019 at St. Louis; **RBI:** 1, two times; **SB:** n/a; **BB:** 2, June 22, 2019 vs. Tampa Bay; **HITTING STREAK:** 3 games, June 12-18, 2019; **GRAND SLAMS:** N/A; **LEAD-OFF HR:** N/A; **WALK-OFF HR:** N/A; **PINCH-HIT HR:** N/A.



KA'AI TOM

81

SPRING INVITEE

Age: 25, born May 29, 1994 in Honolulu, HI



@Just_Blaze25



Just_Blaze25

Resides: Kane'ohe, HI **Position:** Outfielder

Bats: L **Throws:** R **Height:** 5-9 **Weight:** 190

ML Service: 0 + 000

Pronunciation: K-eye

Contract Status: Signed thru 2020

Acquired: Selected by Cleveland in the 5th round (154th overall) of the 2015 First-Year Player Draft.

YEAR	CLUB	AVG	G	AB	R	H	2B	3B	HR	RBI	SH	SF	HB	BB	SO	SB	CS	SLG	OBP	OPS	E
2015	Mahoning Valley	.283	66	258	38	73	18	2	3	29	2	1	5	33	46	14	5	.403	.374	.777	4
2016	Lake County	.323	28	99	20	32	6	1	1	11	2	0	1	21	13	3	3	.434	.446	.881	0
2017	Lynchburg	.254	126	457	68	116	31	7	10	65	2	7	4	59	100	23	6	.418	.340	.758	2
2018	Akron	.245	121	421	60	103	21	4	12	64	1	6	10	46	102	13	10	.399	.329	.728	8
2019	2TM	.290	132	479	83	139	27	10	23	86	1	3	7	64	126	5	5	.532	.380	.912	5
	Akron	.285	81	291	50	83	12	6	14	42	1	2	6	43	73	3	2	.512	.386	.898	5
	Columbus	.298	51	188	33	56	15	4	9	44	0	1	1	21	53	2	3	.564	.370	.933	0
Minor Lge. Totals		.270	473	1714	269	463	103	24	49	255	8	17	27	223	387	58	29	.444	.360	.804	19

CAREER TRANSACTIONS

2015 Selected by the Cleveland Indians in the 5th round (154th overall) of the June draft.

2019 SEASON HIGHLIGHTS

- ◆ Led organizational hitters in RBI (86), total bases (255) and extra-base hits (T1st, 60) and was second in runs (83) while amassing professional career-highs in every offensive category...Began the year in AA Akron and after hitting .185 in April he was named Eastern League Player of the Month for May, batting .333 (32-for-96) with 6 2B, 7 HR and 14 RBI in 26 games...Reached base safely in 27 straight games, 5/21-6/18 (.491 OBP), 26 straight, 6/19-7/18 (.442 OBP) and 53 of 54 G over that span...Promoted to AAA Columbus, July 5, and appeared in the Double-A All-Star Game.

- ◆ Combined between the two stops he hit .323 (32-for-99) in July...On the year vs. LHP he batted .292 (42-for-144) with 7 HR and 27 RBI...For the year he hit .305 (65-for-213) with runners on base and .336 (42-for-125) with RISP, including a .429 (21-for-49) clip for Columbus...Batted .382 (13-for-34) with 3 2B, 3 HR, 6 RBI and 8 runs in 8 Triple-A postseason games for the IL champs.

PRO CAREER

- ◆ **2017** Finished 2nd on Lynchburg with 23 stolen bases (3rd in organization) and tied for the team lead with 65 RBI...Set a career high with 10 homers and was 7th in the Carolina League with 68 runs scored...Hit .275 with two homers over 11 games in Arizona Fall League.

- ◆ **2016** Appeared in 28 games for Lake County before enduring a left shoulder injury...Underwent surgery on 6/24 and missed remainder of the season.

PERSONAL/MISCELLANEOUS

Full name **BLAZE KA'AI TOM**...Single...Three-time all-state selection at Saint Louis High School in Honolulu...Won a state championship in football as a junior...Father played baseball at Washington State ... Grandfather played baseball at Oregon... Brothers played baseball at Oregon State and Hartnell Junior College...Played at the University of Kentucky in 2014 and 2015, where he totaled a .352 career average in two seasons with the Wildcats...As a junior in 2015, Tom led UK with 51 RBI and a .375 average...First-team All-Southeastern Conference selection in 2014...Before joining UK, put up monster numbers at Fort Scott Junior College, batting .387 with 11 homers and 57 RBI in 2013...The first Hawaiian born player in UK baseball history.. Attended the same high school as Oregon's 2014 Heisman winning quarterback Marcus Mariota.

CAREER SNAPSHOT

MILB.COM ORGANIZATION ALL-STAR

2019: Cleveland (AL)

MID-SEASON ALL-STAR

2019: Akron (EAS)

MILB.COM EAS PLAYER OF THE MONTH

5/2019: Akron (EAS)



ANDREW VELAZQUEZ

17



@Squid718
squid_4

Age: 25, born July 14, 1994 in Bronx, NY

Resides: Bronx, NY

Position: Utility

Bats: S

Throws: R

Height: 5-9

Weight: 170

ML Service: 0 + 070

Contract Status (options remaining): Signed thru 2020 (2)

Acquired: July 3, 2019; Acquired by Cleveland from Tampa Bay in exchange for international bonus pool allotments.

YEAR	CLUB	AVG	G	AB	R	H	2B	3B	HR	RBI	SH	SF	HB	BB	SO	SB	CS	SLG	OBP	OPS	E
2012	AZL D-Backs	.319	29	116	33	37	8	5	1	20	1	3	1	18	35	20	3	.500	.406	.906	7
	Missoula	.220	14	50	9	11	0	2	0	4	0	1	0	5	12	2	0	.300	.286	.586	4
2013	South Bend	.260	65	235	23	61	10	4	0	16	0	1	0	21	59	7	2	.336	.319	.655	15
2014	South Bend	.290	134	544	*94	158	18	*15	9	56	4	5	7	62	136	*50	15	.428	.367	.796	35
2015	Charlotte	.290	47	186	29	54	9	2	0	10	2	0	0	15	53	5	8	.360	.343	.703	9
	GCL Rays	.231	4	13	2	3	0	0	0	2	0	0	0	2	6	0	0	.231	.333	.564	1
2016	Charlotte	.262	75	286	31	75	6	2	1	14	3	2	1	21	71	11	6	.308	.313	.621	14
2017	Montgomery	.235	108	374	49	88	17	4	9	37	6	0	3	30	112	18	9	.374	.297	.672	12
2018	Montgomery	.229	8	35	5	8	2	1	2	4	0	0	0	1	11	2	0	.514	.250	.764	0
	Durham	.258	117	423	63	109	16	6	12	41	1	0	3	34	124	*29	3	.409	.317	.726	14
2019	Tampa Bay	.300	13	10	3	3	1	0	0	0	0	0	1	1	3	1	0	.400	.417	.817	0
	Durham	.271	34	129	20	35	9	1	4	16	1	0	1	10	30	2	4	.450	.329	.778	3
2019	Tampa Bay	.083	10	12	2	1	1	0	0	0	0	0	0	0	6	0	0	.167	.083	.250	1
	AZL Indians(Blue)	.429	3	7	1	3	2	0	0	0	0	0	0	2	1	0	0	.714	.556	1.270	0
	AZL Indians(Red)	.545	6	22	8	12	4	0	2	6	0	0	1	1	3	0	0	1.000	.583	1.583	0
	Columbus	.244	12	45	5	11	4	1	0	5	0	0	1	0	9	1	1	.378	.261	.639	1
	CLEVELAND	.091	5	11	1	1	1	0	0	0	0	0	0	1	7	1	0	.182	.167	.348	0
Minor Lge. Totals		.270	656	2465	372	665	105	43	40	231	18	12	18	222	662	147	51	.396	.333	.729	115
CLEVELAND TOTALS		.091	5	11	1	1	1	0	0	0	0	0	0	1	7	1	0	.182	.167	.348	0
American League		.152	28	33	6	5	3	0	0	0	0	0	1	2	16	2	0	.242	.222	.465	1
National League		--	--	--	--	--	--	--	--	--	--	--	--	--	--	--	--	--	--	--	--
MLB TOTALS		.152	28	33	6	5	3	0	0	0	0	0	1	2	16	2	0	.242	.222	.465	1

CAREER TRANSACTION

- 2012 Selected by the Arizona Diamondbacks in the 7th round (243rd overall) of the June draft. Signed, 6/10.
- 2014 Traded by the Arizona Diamondbacks with Justin Williams to the Tampa Bay Rays for Jeremy Hellickson, 11/14.
- 2019 Traded by the Tampa Bay Rays to the Cleveland Indians for international bonus slot money, 7/3.

FIELDING BY POSITION

PCT	G	PO	2019					PCT	G	PO	CAREER				
			A	E	TC	DP	A				E	TC	DP		
.833	4	2	3	1	6	-	Third Base	.857	8	2	4	1	7	0	
-	3	-	-	-	-	-	Outfield	1.000	7	2	0	0	2	0	
1.000	5	11	11	0	22	3	Second Base	1.000	7	12	11	0	23	4	
-	-	-	-	-	-	-	Shortstop	1.000	2	0	6	0	6	0	
.964	12	13	14	1	28	3	Totals	.974	24	16	21	1	38	4	

2019 SEASON HIGHLIGHTS

- Was acquired from the Tampa Bay Rays on July 3 and spent the last 12 games of the regular season with Cleveland following his Sept. 17 recall from AAA Columbus...Was on the Minor League Injured List three times in 2019, June 5-21 with a left thumb sprain and from June 27-August 1 and August 17-30 with a right hamstring strain...Was acquired by Cleveland while on the IL and transferred to the Columbus Injured List, rehabbing in the Rookie Arizona League in late July.

CAREER SNAPSHOT

- MLB.COM ORGANIZATION ALL-STAR
- 2014: Arizona (NL)
- BASEBALL AMERICA LOW CLASS A ALL-STAR
- 2014: South Bend (MID)
- POST-SEASON ALL-STAR
- 2014: South Bend (MID)
- PROSPECT OF THE YEAR
- 2014: South Bend (MID)
- MID-SEASON ALL-STAR
- 2014: South Bend (MID)

- ◆ Appeared in 12 games for AAA Columbus during the regular season around the mid-August IL trip and appeared in 6 games in the postseason for International League champion Columbus (7-for-27, .259, 2 HR, 2 RBI).
- ◆ Prior to the July 3 trade, he split 2019 between the IL, AAA Durham and Tampa Bay, batting .271 (35-for-129) at Durham with 9 2B, 1 3B, 4 HR and 16 RBI in 34 games...The switch-hitter was with the Rays, May 6-29, appearing in 10 games... With the Rays he appeared in 4 games at third base (1GS), 2 games at second base (1GS) and 1 game in left field...The Bronx, NY native and utility specialist appeared at five different positions in 2019 between the Major and Minor League levels (2B, SS, 3B, LF, CF).
- ◆ He debuted with Cleveland on the night of his Sept. 17 recall, starting at second base...Made three starts at second base and appeared in two games in center field for the Tribe, hitting .091 (1-11) with a double in 12 plate appearances over five games.

PRO CAREER


- ◆ **2018** Selected from AAA Durham on 9/2, his first career ML action...Made his ML debut that day at CLE, entering as a defensive replacement in center field in the 8th inning...Remained with the Rays through the end of the season...On 9/7 vs. BAL, singled off Luis Ortiz in the 7th inning for his first career hit...Between Double-A Montgomery and Triple-A Durham, was successful on 31 of 34 SB attempts (91.2 pct.), and his 29 SB for Durham led the International League...Ranked 2nd among Rays minor leaguers in steals...Ranked by *Baseball America* as the No. 19 prospect in the Rays system following the season...The publication also tabbed him as the Fastest Baserunner in the IL in its Best Tools survey.
- ◆ **2016** Limited to 75 games with Class-A Charlotte due to a left hamstring injury.
- ◆ **2015** Assigned to Charlotte for his first season in the Rays organization...Appeared in 47 games, plus 4 games with the GCL Rays rehabbing from a two-month absence with right wrist tendinitis...Also had a pair of stints on the disabled list due to his left shoulder.
- ◆ **2014** Led the Midwest League with 50 SB, which ranked 7th among all minor leaguers...Ranked among MWL leaders in runs (94, 1st), hits (158, 2nd), triples (15, 1st), total bases (233, 2nd) and avg. (.290, 8th)...Reached base safely in 74 consecutive games from 4/22-7/16, breaking the minor league record (71) shared by Kevin Youkilis and Kevin Millar, according to *MLB.com*...Acquired by the Rays along with outfielder Justin Williams from the D-backs on 11/14 in exchange for righthander Jeremy Hellickson...Ranked by *Baseball America* as the No. 10 prospect in the Rays system following the season..

PERSONAL/MISCELLANEOUS

Full name **ANDREW VELAZQUEZ**...Single...Nickname is "Squid", but he prefers the origins of the nickname remain a mystery... He was the first player to be drafted from his high school (Fordham Prep)... According to the 2019 TB Rays Guide, as a kid growing up in the Bronx, he'd leave in the morning and not come back until dark...Nearby handball and basketball courts were favorite hangouts...Many Saturdays, he'd play hockey in the morning, followed by soccer, football and baseball games all in one day...Grew up a Yankees fan and his favorite player was Derek Jeter...Andrew is an avid reader...His favorite book is currently *The Fountainhead* by Ayn Rand...Committed to Virginia Tech before signing with the Diamondbacks.

VELAZQUEZ'S CAREER GAME HIGHS

HITS: 1, five times, last Sept. 28, 2019 at Washington; **RUNS:** 1, six times, last Sept. 20, 2019 vs. Philadelphia; **DOUBLES:** 1, three times, Sept. 28, 2019 at Washington; **HR:** N/A; **RBI:** N/A; **SB:** 1, two times, Sept. 20, 2019 vs. Philadelphia; **BB:** 1, two times, last Sept. 20, 2019 vs. Philadelphia; **HITTING STREAK:** 2 games, Sept. 7-12, 2018; **GRAND SLAMS:** N/A; **LEAD-OFF HR:** N/A; **WALK-OFF HR:** N/A; **PINCH-HIT HR:** N/A.



NICK WITTGREN

62

Age: 28, born May 29, 1991 in Torrance, CA

Resides: Jupiter, FL

Position: Pitcher

Bats: R

Throws: R

Height: 6-2

Weight: 216

ML Service: 3 + 071

Contract Status (Options): Signed thru 2020 (1)

Acquired: February 4, 2019; Acquired from the Miami Marlins in exchange for RHP Jordan Milbrath



@N_Witt

nwittgren64

YEAR	CLUB	OPPONENTS																			
		W-L	ERA	G	GS	CG	SHO	SV	IP	H	R	ER	HR	HB	BB	SO	WP	BK	AVG	SLG	OBP
2012	Jamestown	0-2	1.46	17	0	0	0	11	24.2	24	4	4	0	1	4	34	0	0	.250	.344	.284
	Greensboro	0-0	0.00	6	0	0	0	2	6.0	1	0	0	0	0	1	13	1	0	.053	.053	.100
2013	Jupiter	2-1	0.83	48	0	0	0	25	54.1	42	7	5	1	2	10	59	0	0	.211	.251	.256
	Jacksonville	0-0	0.00	4	0	0	0	1	4.0	0	0	0	0	0	0	4	0	0	.000	.000	.000
2014	Jacksonville	5-5	3.55	52	0	0	0	20	66.0	73	31	26	6	2	14	56	2	1	.281	.419	.320
2015	Jacksonville	0-0	0.00	2	0	0	0	1	1.2	0	0	0	0	0	0	3	0	0	.000	.000	.000
	New Orleans	1-6	3.03	51	0	0	0	19	62.1	58	22	21	6	1	8	64	1	0	.245	.363	.272
2016	New Orleans	1-0	1.42	10	0	0	0	2	12.2	6	2	2	1	0	4	11	1	0	.143	.238	.217
	Miami	4-3	3.14	48	0	0	0	0	51.2	50	18	18	6	1	10	42	1	0	.254	.381	.290
2017	Miami	3-1	4.68	38	0	0	0	0	42.1	46	22	22	5	0	13	43	2	0	.277	.476	.324
	New Orleans	0-0	0.00	5	0	0	0	0	5.0	3	0	0	0	0	0	6	0	0	.158	.158	.158
2018	New Orleans	0-5	5.22	25	0	0	0	2	29.1	34	21	17	4	1	8	34	3	0	.283	.433	.328
	Miami	2-1	2.94	32	0	0	0	0	33.2	29	13	11	1	1	15	31	2	0	.223	.323	.306
2019	Jacksonville	0-1	13.50	2	0	0	0	0	1.1	4	2	2	2	1	0	1	0	0	.571	1.429	.625
	Columbus	0-0	3.86	2	0	0	0	0	2.1	3	2	1	0	0	2	4	0	0	.273	.364	.385
	CLEVELAND	5-1	2.81	55	0	0	0	4	57.2	47	22	18	10	0	15	60	0	0	.218	.407	.268
Minor Lge. Totals		9-20	2.60	224	0	0	0	83	269.2	248	91	78	20	8	51	289	8	1	.241	.348	.281
CLEVELAND TOTALS		5-1	2.81	55	0	0	0	4	57.2	47	22	18	10	0	15	60	0	0	.218	.407	.268
American League		5-1	2.81	55	0	0	0	4	57.2	47	22	18	10	0	15	60	0	0	.218	.407	.268
National League		9-5	3.60	118	0	0	0	0	127.2	125	53	51	12	2	38	116	5	0	.254	.398	.306
MLB TOTALS		14-6	3.35	173	0	0	0	4	185.1	172	75	69	22	2	53	176	5	0	.243	.401	.294

CAREER TRANSACTIONS

- 2012 Selected by the Miami Marlins in the 9th round (287th overall) of the June draft. Signed, 6/8.
- 2017 DL - right elbow strain; July 27-remainder of season.
- 2018 DL - right middle finger contusion, 6/2-21. Rehab AA Jacksonville, 6/14-18. Rehab AAA New Orleans, 6/19-21.
- 2019 Acquired by the Cleveland Indians from the Miami Marlins in exchange for Jordan Milbrath, 2/4.

FIELDING BY POSITION

PCT	2019							PCT	CAREER						
	G	PO	A	E	TC	DP	G		PO	A	E	TC	DP		
1.000	55	3	7	0	10	3	Pitcher	1.000	173	12	18	0	30	3	

PITCHERS HITTING

AVG	2019					AVG	CAREER				
	AB	H	HR	RBI	AB		H	HR	RBI		
--	--	--	--	--	--	.000	4	0	0	0	

2019 SEASON HIGHLIGHTS

- ◆ Was a key component in what was statistically one of the best bullpens in the American League, recording a career-high 12 holds, 55 appearances and 57.2 relief innings...His 2.81 ERA was 19th-lowest among American League relievers and his 12 holds were third on the club... Was acquired late in the offseason (Feb. 4) and made eight appearances in Spring Training and was optioned to AAA Columbus on March 23, making two appearances for Columbus in early April.
- ◆ Was recalled from Columbus on April 9 (Clevinger IL) and spent the remainder of the season at the Major League level... Recorded 39 scoreless outings and recorded 18 appearances of at least 1.1 innings...Retired 41 of his 55 first batters faced (74.5%)...Allowed only 2 of 27 inherited runners (7.4%) to score, the best mark on the club....Fanned a season-high four batters in his club debut, April 10 at Detroit.

- ◆ Batters hit .200 (16-for-80) with runners on base and .195 (8-for-41) with RISP...Recorded his first Major League save, April 17 at Seattle, working the final 2.0 innings of a 1-0 win...His four saves were second on the club (was 4-for-6 in save conversions)...From July 1-end of season he posted a 2.30 ERA (7ER/27.1IP) and from July 7-end of season his ERA was 2.13 (6ER/25.1IP)...Right-handed hitters owns a slash line of .203/.248/.368.

PRO CAREER

- ◆ **2018** Went 2-1 with 2.94 ERA (11 ER/33.2 IP) in 32 games with Miami, holding opponents to a career-best .223 average...Opened season with New Orleans...Placed on 10-day DL with right middle finger contusion on 6/1; returned from rehab and reinstated from 10-day DL on 6/22...Recalled from Triple-A New Orleans on 9/1.
- ◆ **2017** Opened with Miami...Season cut short after landing on 10-day disabled list with right elbow strain on 7/27...Had surgery to remove a bone chip in right elbow on 9/26 by Dr. James Andrews...Over 13-game stretch from 5/19-6/18, allowed just one run over 11.1 innings (0.79 ERA)... Earned first win on 6/4 vs. Arizona.
- ◆ **2016** Had three separate stints with Marlins (48 games) during rookie season: 4/19-26; 5/10-14; 5/26-end of season...His 3.14 ERA ranked fifth among qualified National League rookie relievers...Also ranked 10th among rookie relievers in games, tied for 10th in innings pitched, and tied for 13th in strikeouts...Made Major League debut on 4/19 vs. Washington... Earned first career win on 6/2 vs. Pittsburgh...Had season-long scoreless innings streak of 12.2 frames (11 games) from 6/29-7/27
- ◆ **2014** Spent season with AA Jacksonville, recording career-high 66.0 innings pitched...Among qualified Southern League relievers, ranked second in games finished (42) and third in saves (20)...In second half, went 12-for-13 in save opportunities with a 2.62 ERA (34.1/10).
- ◆ **2013** Was named Marlins' Minor League Pitcher of the Month for August...In 11 appearances, went 1-0 with five saves and four hits allowed over 11.0-scoreless innings...Highest monthly ERA of season was 1.74 (10.1/2) in July...Was promoted to Double-A Jacksonville on 8/29 and made four appearances before end of season, tossing 1.0 perfect inning in each game.
- ◆ **2012** Made professional debut in with Short-Season A Jamestown and converted all 11 save opportunities in 17 appearances....Promoted to Single-A Greensboro on 8/15.

PERSONAL/MISCELLANEOUS

Full name **NICHOLAS JAMES WITTGREN**... Wife, Ashley...Son, Jackson...Attended McCutcheon High School in Lafayette, IN, where he also played basketball and tennis...Was on the same team as Kevin Plawewski in 2011 and 2012, capturing Purdue's first Big Ten conference regular season championship in 2012, the first for the school since 1909...The Big Ten tournament title (est. 1981) was the first for the Boilermakers...Lived in Cypress and Long Beach, CA up until the sixth grade before moving to Indiana...Favorite team growing up was the LA Angels and his favorite player was Vlad Guerrero...Attended Parkland College (JC) in Champaign, IL for one year prior to stint at Purdue...Led Parkland to fifth-place finish in 2010 NJCAA Division II World Series...Earned Second Team All-Big Ten honors in first year at Purdue...Holds Purdue career records for saves (22) and strikeouts-per-9.0 innings (9.196, min. 75.0 IP)...Played for Hyannis Harbor Hawks in Cape Cod League in 2011...Has a passion for animals and is a regular volunteer at the Cleveland APL.

CAREER SNAPSHOT

MID-SEASON ALL-STAR

2012: Jamestown (NYP)
2013: Jupiter (FSL)
2015: New Orleans (PCL)

ALL-PROSPECT TEAM

2013: Glendale (AFL)

MILB.COM ORGANIZATION ALL-STAR

2013: Miami (NL)

MILB.COM STAFF CHOICE FOR BEST RELIEF

PITCHER

2013: Jupiter (FSL)

POST-SEASON ALL-STAR

2013: Jupiter (FSL)

WITTGREN'S FAVORITES

Favorite Movie: Elf

Favorite School Subject: Math

Favorite Athlete Growing Up: Michael Jordan

Favorite Team(s) Growing Up: LA Angels

Favorite Off-Field Activity: Family time

Persons Who Has Most Influenced: Mom (Lisa)

Favorite Road City: San Francisco

Favorite Road Stadium: Angels Stadium

Favorite TV Show: Friends

WITTGREN'S CAREER GAME HIGHS

BB's (relief): 2, several; **K's (relief):** 4, three times, last April 10, 2019 at Detroit; **LONGEST OUTING (relief):** 3.0IP, two times, last April 13, 2017 vs. NY Mets; **HR:** 1, several; **LAST WIN:** Sept. 15, 2019 vs. Minnesota; **LAST SAVE:** Sept. 4 vs. Chicago-AL; **SCORELESS IP:** 12.2; 6/29/16 to 7/27/16.



HUNTER WOOD

44

Age: 26, born August 12, 1993 in Rogers, AR

Resides: Springdale, AR Position: Pitcher

Bats: R Throws: R Height: 6-1 Weight: 175

ML Service: 1 + 070

Contract Status (Options): Signed thru 2020 (0)

Acquired: July 28, 2019; Acquired from the Tampa Bay Rays with INF Christian Arroyo for OF Ruben Cardenas and international bonus slot money.



@hbwoody44

hbwoody44

		OPPONENTS																			
YEAR	CLUB	W-L	ERA	G	GS	CG	SHO	SV	IP	H	R	ER	HR	BB	SO	WP	BK	AVG	SLG	OBP	
2013	Princeton	3-3	3.80	16	6	0	0	2	45.0	38	20	19	5	2	11	59	2	1	.224	.382	.276
2014	Bowling Green	1-0	4.07	6	6	0	0	0	24.1	22	13	11	4	3	12	21	1	0	.244	.422	.346
	Hudson Valley	3-4	3.08	13	13	0	0	0	64.1	53	24	22	3	7	16	57	4	0	.219	.343	.287
2015	Bowling Green	1-4	1.82	20	3	0	0	4	64.1	36	13	13	3	1	16	81	3	0	.164	.236	.220
	Charlotte	1-3	2.79	9	7	0	0	0	42.0	32	15	13	1	2	9	32	5	1	.208	.305	.259
2016	Montgomery	6-2	3.28	10	9	0	0	0	49.1	36	21	18	5	1	20	49	4	0	.206	.349	.286
	Charlotte	3-3	1.70	11	9	0	0	0	63.2	34	15	12	2	1	24	56	3	1	.155	.196	.240
2017	Montgomery	4-4	4.76	12	12	0	0	0	70.0	68	38	37	7	2	24	68	1	0	.259	.411	.323
	Durham	3-1	4.39	19	6	0	0	0	53.1	54	28	26	8	1	20	47	3	0	.258	.440	.326
	Tampa Bay	0-0	0.00	1	0	0	0	0	0.1	0	0	0	0	0	0	0	0	0	.000	.000	.000
2018	Durham	2-2	3.00	24	2	0	0	3	42.0	26	15	14	4	1	10	63	5	0	.172	.285	.228
	Tampa Bay	1-1	3.73	29	8	0	0	0	41.0	42	17	17	4	0	18	42	0	1	.264	.390	.337
2019	Durham	1-0	7.59	8	0	0	0	1	10.2	16	11	9	3	0	5	14	0	0	.333	.583	.396
	Tampa Bay	1-1	2.48	19	2	0	0	1	29.0	26	11	8	4	1	7	24	1	0	.236	.391	.286
	Charlotte (FL)	0-0	0.00	2	1	0	0	0	3.0	0	0	0	0	0	1	4	1	0	.000	.000	.100
	Columbus	0-0	6.75	1	0	0	0	0	1.1	1	1	1	1	0	0	3	0	0	.200	.800	.200
	CLEVELAND	0-0	3.86	17	0	0	0	0	16.1	20	9	7	3	0	5	15	4	0	.286	.457	.333
Minor Lge. Totals		28-26	3.29	151	74	0	0	10	533.1	416	214	195	46	21	168	554	32	3	.213	.340	.280
CLEVELAND TOTALS		0-0	3.86	17	0	0	0	0	16.1	20	9	7	3	0	5	15	4	0	.286	.457	.333
American League		2-2	3.32	66	10	0	0	1	86.2	88	37	32	11	1	30	81	5	1	.259	.403	.319
National League		--	--	--	--	--	--	--	--	--	--	--	--	--	--	--	--	--	--	--	--
MLB TOTALS		2-2	3.32	66	10	0	0	1	86.2	88	37	32	11	1	30	81	5	1	.259	.403	.319

CAREER TRANSACTIONS

2012 Selected by the Boston Red Sox in the 32nd round of the June draft, but did not sign.

2013 Selected by the Tampa Bay Rays in the 29th round (878th overall) of the June draft. Signed, 6/13.

2019 IL - right shoulder inflammation, 5/2-17...rehab at A Charlotte, 5/13-18.

2019 Traded by the Tampa Bay Rays with Christian Arroyo to the Cleveland Indians for Ruben Cardenas and international bonus slot money, 7/28.

FIELDING BY POSITION

PCT	G	PO	2019				PCT	G	PO	CAREER				
			A	E	TC	DP				A	E	TC	DP	
1.000	36	2	2	0	4	0	Pitcher	1.000	66	3	9	0	12	0

PITCHERS HITTING

AVG	AB	2019			AVG	AB	CAREER		
		H	HR	RBI			H	HR	RBI
--	--	--	--	--	.000	4	0	0	0

2019 SEASON HIGHLIGHTS

◆ Was acquired from Tampa Bay three days prior to the trade deadline and spent the majority of the final two months in the Indians bullpen, providing quality bridge innings for Cleveland...Overall he spent nine stints in the Majors between Tampa Bay, AAA Durham, Cleveland and AAA Columbus...Was called up seven times by TB and twice by Cleveland, the last of which came August 10 thru the end of the season...Started two games for the Rays, posting 4.0 scoreless innings.

CAREER SNAPSHOT

MID-SEASON ALL-STAR

2014: Hudson Valley (NYP)

2015: Bowling Green (MID)

- ◆ Following the trade, was optioned to AAA Columbus, making one relief appearance (1.1IP, 1H, 1R/ER, 3SO, 19P) for the Clippers on August 1...Was recalled to Cleveland, August 2-8, and again from August 10-on...Was on the 10-day Injured List with Rays, May 2-17, with right shoulder inflammation (first career IL stint)...Including his time with the Rays, he posted a 3.29 ERA over his final 25 relief outings from June 6-end of season (27.1IP, 28H, 10ER)...Overall on the year, 24 of his 36 outings were scoreless, including 12 outings with Cleveland without allowing an earned run...In 7 September appearances, he posted a 2.35 ERA (7.2IP, 5H, 2ER).
- ◆ Left-handed batters posted a slash line of .257/.325/.324 off the Rogers, Arkansas native...On the year, batters hit .244 (21-for-86) with runners on base and .245 (12-for-49) with RISP.

PRO CAREER


- ◆ **2018** Made 29 appearances (8 starts) over three stints with the Rays (4/17-24, 5/14 and 6/30-remainder)...Went 1-0 with a 3.54 ERA (11 ER/28.0IP) in 21 games out of the bullpen and 0-1 with a 4.15 ERA (6ER/13.0IP) in 8 starts...Pitched to a 1.69 ERA (2ER/10.2 IP) in his last 10 outings starting 9/4 and a 3.24 ERA (6ER/16.2IP)...His 8 starts came as an opener, and the Rays went 6-2 in those games...The Rays won his first 4 starts, the fourth time in franchise history they won the first 4 starts of a pitcher's Rays career, following Tanyon Sturtze (7-0) in 2000-01, Bobby Witt (5-0) in 1999 and Cory Lidle (4-0) in 1999-2000...On 8/2 vs. LAA, recorded a career-high 5 SO in his 13th career outing (4th start)...On 9/4 at Toronto, recorded his first career win, retiring all 6 BF on 19 pitches spanning the 2nd/3rd innings.
- ◆ **2017** Spent entire season in the minors aside from a one-day stint on 5/30 at Texas...Made his major league debut that night, retiring Nomar Mazara—his only batter faced—for the final out of the 8th inning...He and José Alvarado both bypassed Triple-A for their major league debuts, the first Rays to do that since Scott Kazmir in 2004...Optioned back to Double-A Montgomery after his debut...Made 12 starts with the Biscuits and was promoted to Durham on 6/16...Combined for a career-high 115 SO...Made 6 starts with the Bulls before making his final 13 appearances of the season out of the bullpen...Posted a 1.96 ERA (5ER/23IP) as a reliever.
- ◆ **2016** Split the season between A Charlotte and Montgomery...Combined between the two levels to go 9-5 with a 2.39 ERA (30ER/113.0IP)...His 2.39 ERA ranked 2nd among Rays minor leaguers, trailing only Brent Honeywell Jr. (2.34)...Also ranked 5th with 9 wins...Opened his Double-A career with a 14-inning scoreless streak spanning 3 starts...Did not pitch in July due to a broken thumb sustained on a comebacker to the mound...Did not allow a hit in 6.0 IP on 6/23 at Biloxi (Brewers) prior to the injury...Ranked by *Baseball America* as the No. 27 prospect in the Rays system following the season.
- ◆ **2015** Named to the Midwest League midseason All-Star Team...Recorded a 1.44 ERA (8ER/50.0IP) with 67 SO in 17 relief outings for A Bowling Green in the first half...Made 9 apps for the Mesa Solar Sox in the Arizona Fall League..

PERSONAL/MISCELLANEOUS

Full name **HUNTERBLAKE WOOD**... Wife, Hannah...Two boys (Easton and Rawling), one girl (Ricki Joe)...Pitched for Howard College in Big Spring, TX in 2013 after graduating from Rogers Heritage High School the previous year...Among his offseason activities is training English Springer Spaniels as upland and waterfowl hunting dogs...He also duck hunts often in the offseason...Grew up in Arkansas a Texas Rangers fan, his favorite pitchers to watch growing up were Tim Lincecum and Josh Beckett.

WOOD'S CAREER GAME HIGHS

BB's (relief): 2, two times, last June 1, 2019 vs. Minnesota; **K's (relief)**: 5, August 2, 2018 vs. LA Angels; **LONGEST OUTING (relief)**: 3.0IP, three times, last May 29, 2019 vs. Toronto; **HR**: 2, July 27, 2019 at Toronto; **LAST WIN**: May 18, 2019 at NY Yankees; **LAST SAVE**: April 8, 2019 at CWS.



BRADLEY ZIMMER 4

Age: 27, born November 27, 1992 in San Francisco, CA

Resides: La Jolla, CA Position: Outfielder

Bats: L Throws: R Height: 6-5 Weight: 220

ML Service (options remaining): 2 + 036 (2)

Contract Status: Signed thru 2020

Acquired: Selected by Cleveland in the 1st round (21st overall pick) of the 2014 First-Year Player Draft.



@Bzimmer5

b_zimmer5

YEAR	CLUB	AVG	G	AB	R	H	2B	3B	HR	RBI	SH	SF	HB	BB	SO	SB	CS	SLG	OBP	OPS	E
2014	Mahoning Valley	.304	45	168	32	51	11	2	4	30	0	1	9	19	30	11	4	.464	.401	.865	3
	Lake County	.273	3	11	4	3	1	0	2	2	0	0	0	2	3	1	0	.909	.385	1.294	0
2015	Lynchburg	.308	78	286	60	88	17	3	10	39	0	2	10	37	77	32	5	.493	.403	.896	3
	Akron	.219	49	187	24	41	9	1	6	24	0	1	8	18	54	12	2	.374	.313	.687	1
2016	Akron	.253	93	340	58	86	20	6	14	53	3	0	8	56	115	33	13	.471	.371	.842	3
	Columbus	.242	37	128	18	31	5	0	1	9	1	0	0	21	56	5	1	.305	.349	.654	0
2017	Columbus	.294	33	126	22	37	11	2	5	14	1	1	2	14	43	9	3	.532	.371	.902	0
	CLEVELAND	.241	101	299	41	72	15	2	8	39	0	3	4	26	99	18	1	.385	.307	.692	0
2018	CLEVELAND	.226	34	106	14	24	5	0	2	9	0	0	1	7	44	4	1	.330	.281	.611	0
	Akron	.333	2	3	2	1	0	0	0	0	0	0	2	2	0	2	0	.333	.714	1.048	0
	Columbus	.148	6	27	1	4	0	0	1	1	0	0	0	1	11	1	0	.259	.179	.438	0
2019	AZL Indians(Blue)	.500	3	4	0	2	0	0	0	0	0	0	1	2	1	1	0	.500	.714	1.214	0
	AZL Indians(Red)	.500	2	4	1	2	0	0	1	2	0	0	0	0	1	0	0	1.250	.500	1.750	0
	Akron	.308	4	13	2	4	2	0	1	3	0	0	0	0	4	0	0	.692	.308	1.000	0
	Columbus	.364	6	22	5	8	1	1	1	2	1	0	0	3	6	2	0	.636	.440	1.076	0
	CLEVELAND	.000	9	13	1	0	0	0	0	0	0	0	1	7	0	0	0	.000	.071	.071	0
Minor Lge. Totals		.271	361	1319	229	358	77	15	46	179	6	5	40	175	401	109	28	.457	.372	.829	10
CLEVELAND TOTALS		.230	144	418	56	96	20	2	10	48	0	3	5	34	150	22	2	.359	.293	.652	0
American League		.230	144	418	56	96	20	2	10	48	0	3	5	34	150	22	2	.359	.293	.652	0
National League		--	--	--	--	--	--	--	--	--	--	--	--	--	--	--	--	--	--	--	--
MLB TOTALS		.230	144	418	56	96	20	2	10	48	0	3	5	34	150	22	2	.359	.293	.652	0

CAREER TRANSACTION

- 2011 Selected by the Chicago Cubs in the 23rd round of the June draft. Did not sign.
- 2014 Selected by the Cleveland Indians in the 1st round (21st overall) of the June draft. Signed 6/17.
- 2018 DL - left rib contusion, 5/12-31...rehab AA Akron, 5/27-28...rehab AAA Columbus, 5/30-31.
- 2019 IL - right shoulder surgery, rehab, 3/25-8/29...rehab AZL Rookie Indians, 8/11-18...rehab AA Akron, 8/20-25...rehab AAA Columbus, 8/26-9/2.

FIELDING BY POSITION

PCT	G	PO	2019				TC	DP	PCT	G	PO	CAREER			
			A	E	TC	DP						A	E	TC	DP
1.000	5	5	0	0	5	0		Outfield	1.000	136	255	12	0	267	2

2019 SEASON HIGHLIGHTS

- ◆ Spent the first five and a half months of the season on the Injured List rehabbing from July 2018 right shoulder surgery and a Spring Training right oblique strain...Was recalled to Cleveland on September 13, spending the last two weeks of the campaign in a bench role...He began a rehab assignment in the Arizona League on August 11 and was activated from the 60-day Injured List and optioned to AAA Columbus on August 30.
- ◆ Including his rehab assignments, overall in 15 regular season Minor League games, the La Jolla, CA native batted .372 (16-for-43) with 3 2B, 3 HR, 7 RBI, 8 runs and 3 steals... He also played in all seven Columbus postseason contests and blasted a three-run home run in the International League title-clinching game.
- ◆ With Cleveland he made five appearances and two starts in the outfield (4 games RF, 2 games CF) and was utilized as a pinch-runner and pinch-hitter, making 9 total appearances with Cleveland in September.

PRO CAREER

- ◆ **2018** Second season was disrupted by injuries which eventually required season-ending shoulder surgery in July...Made his first career Opening Day roster/start in CF on 3/29 at Seattle...Both homers with Cleveland came vs. LHP, recording a season OPS of .770 against lefties...Suffered a rib and chest contusion colliding with the wall in New York-AL on 5/5 and eventually landed on the 10-day DL (first time), 5/12-31...After rehabbing in AA Akron and AAA Columbus he was activated from the DL on 6/1, appearing in 2 games before being optioned to AAA Columbus on 6/5...Season came to a halt after suffering a R shoulder injury during pre-game batting drills in Columbus on 6/11...Originally diagnosed as a shoulder strain, was shutdown for a month before undergoing season-ending arthroscopic surgery on 7/20 to repair of torn labrum in his right shoulder in Dallas, TX (Dr. Keith Meister).
- ◆ **2017** Enjoyed a solid rookie campaign with Cleveland, spending the last 4 1/2 months at the Major League level after being promoted from AAA Columbus on 5/16...Entered the year rated the top prospect in the organization (22nd in all of MLB) according to **MLB.com**...Finished T11th among AL OF in assists (8), recorded a defensive runs saved metric of four and did not make an error in 176 total chances...Made his Major League debut on 5/16 vs. TB and collected his first MLB hit & RBI the following day off Tampa's Alex Cobb...Homered later in the game off Alex Colome, his first of eight homers on the year...Drove in a season/career-high 4 runs 3 different times and hit his first career grand slam on 7/26 off LA Angels RHP Jesse Chavez...Stole 18 bases in 19 attempts (94.7%), the 2nd-highest theft pct. in the AL; fourth-best in club history...Regular season ended on 9/10, fracturing the 4th metacarpal on his left hand sliding into first base in the 7th inning vs. Baltimore, undergoing surgery on 9/12 in New York City (Dr. Thomas Graham) to fix the bone...Endured an 0-for-37, 8/1-17, the longest hitless stretch by an Indians batter in 2017.
- ◆ **2016** Hit a combined .250 (117/468) between AA Akron and AAA Columbus with 25 2B, 6 3B, 15 HR, 62 RBI, 76 runs and 38 stolen bases...Started the season in Akron and was promoted to Columbus on 7/25...Had a strong fall campaign for Mesa in the Arizona Fall League, batting .257 (19/74) with 7 2B, 4 HR & 16 RBI in 22 games (.421/.514/.935)...Led AFL in runs (25) and was first in on-base pct, RBI and OPS and was named to the Rising Stars Game and All-Prospect team...Rated by **Baseball America** as having the best outfield arm in the organization entering 2017.
- ◆ **2015** Hit a combined .273 (129/473) with 26 2B, 4 3B, 16 HR and 63 RBI in 127 games, stealing 44 bases in 51 attempts despite playing the second half of the season with a hairline fracture in his right foot (.368/.446/.814)...Was tied-first in the organization in home runs and second in steals...Named an organizational All-Star by **MLB.com**, named to **Baseball America** Class-A All-Star team and was a Carolina League Midseason All-Star in addition to participating in the **SiriusXM** Futures Game...Entered the season consensus #1 org. prospect by each publication (**MLB.com, BA, ESPN, BP**)...Ranked 26th overall in all of MLB according to **MLB.com** (#31 **BA**; #23 **BP**).
- ◆ **2014** Spent most of his first campaign with Mahoning Valley where he hit .304 through 45 games with the Scrappers (including .372 vs. lefties)...Named to **Baseball America** Short-Season A All-Star team...Named the 84th-best prospect in Keith Law's top 100 entering the 2015 season (**ESPN**).

PERSONAL/MISCELLANEOUS

Full name **BRADLEY CLARKE ZIMMER**...Single...Attended La Jolla High School and played three years of collegiate baseball at the University of San Francisco...Hit .368 with 10 2B, 7 3B, 7 HR and 31 RBI for the Dons as a junior during the 2014 season (.461 on-base pct., 21 SB)...Two-time All-West Coast Conference member...Named a 2014 pre-season All-American selection by **Louisville Slugger, Baseball America** and **Perfect Game USA** and was one of 30 finalists for the Golden Spikes Award...Entering the draft he was rated the 14th-best prospect and best athlete in the country according to **Baseball America**...Ranked the 10th-best prospect in the 2014 MLB Draft by **MLB.com** and 12th according to Keith Law (**ESPN**)...His brother, Kyle, was the Kansas City Royals' first round pick in the 2012 June Draft and made his MLB debut in 2019...2018-20 Tribe Fest participant.

CAREER SNAPSHOT

ALL-PROSPECT TEAM

2016: Mesa (AFL)

MLB.COM ORGANIZATION ALL-STAR

2015: Cleveland (AL)

2016: Cleveland (AL)

MID-SEASON ALL-STAR

2015: Lynchburg (CAR)

2016: Akron (EAS)

BASEBALL AMERICA HIGH CLASS A ALL-STAR

2015: Lynchburg (CAR)

FUTURES GAME SELECTION

2015: Lynchburg (CAR)

BASEBALL AMERICA SHORT-SEASON ALL-STAR

2014: Mahoning Valley (NYP)

ZIMMER'S FAVORITES

Favorite Movie: Remember the Titans

Favorite Group/Artist: Kygo

Favorite Athlete Growing Up: Ken Griffey, Jr

Favorite Team(s) Growing Up: San Diego Padres

Persons Who Has Most Influenced: Parents

Favorite Road City: Chicago

Favorite Road Stadium: Yankee Stadium

Favorite TV Show: Friday Night Lights

ZIMMER'S CAREER GAME HIGHS

HITS: 3, four times, last April 24, 2018 vs. Chicago-NL; **RUNS:** 2, many times; **DOUBLES:** 2, April 17, 2018 at Minnesota; **HR:** 1, ten times, last May 4, 2018 at New York-AL; **Multi-HR Games:** N/A; **RBI:** 4, three times, last July 25, 2017 vs. LAA; **SB:** 2, July 25, 2017 vs. LAA; **BB:** 3, May 3, 2018 vs. Toronto (game2); **HITTING STREAK:** 8 games, July 23-31, 2017; **GRAND SLAMS:** 1, July 25, 2017 vs. LAA (Chavez); **LEAD-OFF HR:** 1, July 26, 2017 vs. LAA (Nolasco); **"WALK-OFF" HR:** N/A; **PINCH-HIT HR:** N/A.

Player Development



On January 18, 2020, the Indians graduated six players from their inaugural high school class from the Cleveland Indians Dominican Baseball Academy: Angel Martinez, Yeury Gervacio, Miguel Jerez, Marlin Made, Wilmer Mejia and Luis Peguero.

Affiliate Information.....	194-195
Akron RubberDucks.....	216-217
Arizona League.....	224-225
Baseball Operations/Player Development Directory	196-197
Columbus Clippers	214-215
Dominican Summer League.....	226-227
Draft Selections	211
Goodyear/Dominican Complex Staff.....	207
Lake County Captains	220-221
Lou Boudreau and Bob Feller Award Recipients, 1990-2015.....	210
Lynchburg Hillcats.....	218-219
Mahoning Valley Scrappers.....	222-223
Minor League Players.....	228-270
Minor League Schedule, 2020.....	271-276
Minor League Top Prospects List.....	213
Minor League Review, 2019	212
Player Development Staff.....	203-209
Scouting.....	198-202

Note: Footnotes refer to player stats that follow. (*) League leader, (#) Tied for league lead

INDIANS PLAYER DEVELOPMENT AFFILIATES

Columbus Clippers (AAA)



International League
Huntington Park
330 Huntington Park Lane
Columbus, OH 43215
(614) 462-5250
www.clippersbaseball.com

Ken Schnacke, President & GM
Andy Tracy, Manager
Rigo Beltrán, Pitching Coach
Jason Esposito, Hitting Coach
Jordan Smith, Bench Coach
Jeremy Heller, Athletic Trainer
Travis Roberson, S&C Coach

Akron RubberDucks (AA)



Eastern League
Canal Park
300 S. Main St.
Akron, OH 44308
(330) 253-5151
www.akronrubberducks.com

Jim Pfander, GM/COO
Rouglas Odor, Manager
Tony Arnold, Pitching Coach
Junior Betances, Hitting Coach
TBD, Bench Coach
Bobby Ruiz, Athletic Trainer
Scott Nealon, S&C Coach

Lynchburg Hillcats (High-A)



Carolina League
Calvin Falwell Field
3180 Fort Avenue
Lynchburg, VA 24501
(434) 528-1144
www.lynchburg-hillcats.com

Chris Jones, President & GM
Dennis Malavé, Manager
Owen Dew, Pitching Coach
Grant Fink, Hitting Coach
Juan DeLaCruz, Bench Coach
Jake Legan, Athletic Trainer
Eric Ortego, S&C Coach

Lake County Captains (Low-A)



Midwest League
Classic Park
35300 Vine St.
Eastlake, OH 44095
(440) 975-8085
www.captainsbaseball.com

Jen Yorke, GM
Greg DiCenzo, Manager
Jason Blanton, Pitching Coach
Mike Mergenthaler, Hitting Coach
Vance Law, Bench Coach
Patrick Reynolds, Athletic Trainer
Paul Synenkyj, S&C Coach

INDIANS PLAYER DEVELOPMENT AFFILIATES

Mahoning Valley Scrappers (Short-A)



New York-Penn League
Eastwood Field
111 Eastwood Mall Blvd.
Niles, OH 44446
(330) 505-0000
www.mvscrappers.com

Jordan Taylor, GM
Luke Carlin, Manager
Kevin Erminio, Pitching Coach
Craig Massoni, Hitting Coach
JT Maguire, Bench Coach
Franklin Sammons, Athletic Trainer
Juan Acevedo, S&C Coach

Arizona League Indians Blue (Rookie)



Arizona League
Indians Development Complex
2601 South Wood Blvd.
Goodyear, AZ 85338
(623) 302-5678

Jerry Owens, Manager
Mike Steele, Pitching Coach
Jordan Becker, Hitting Coach
Kyle Lindquist, Bench Coach
Luis Estala, Athletic Trainer
César Yepez, S&C Coach

Arizona League Indians Red (Rookie)



Arizona League
Indians Development Complex
2601 South Wood Blvd.
Goodyear, AZ 85338
(623) 302-5678

Ken Knutson, Manager
TBD, Pitching Coach
Chris Smith, Hitting Coach
Matt Beauregard, Athletic Trainer
Trent Kaltenbach, S&C Coach

Dominican Summer League Indians (Rookie)



José Mejía, D.R. Field Coordinator
Jesús Sánchez, Pitching Coach
Ian Forster, Hitting Coach
Derrick Diaz, Athletic Trainer
Carlos Jan, Pitching Programs

Omír Santos, Manager
Luis Jimenez, S&C Coach
Fernando Cabral, S&C Coach
JB Eary, Bench Coach

Co-op. Staff

Jesús Tavárez, Manager
Carlos Fermín, Infield/Bench Coach
Anderson Polanco, Pitching Coach
Ordómar Valdez, Hitting Coach

Dominican Summer League
Las Americas Baseball Academy
Boca Chica, Dominican Republic

BASEBALL OPERATIONS DIRECTORY

Chris Antonetti.....	President, Baseball Operations
Mike Chernoff.....	General Manager
Carter Hawkins.....	Assistant General Manager
Matt Forman.....	Assistant General Manager
Sky Andrecheck.....	Assistant General Manager
Eric Binder.....	Vice President, Baseball Operations
Paul Gillispie.....	Vice President, International Scouting
Brad Grant.....	Vice President, Baseball Operations, Strategy & Administration
Jay Hennessey.....	Vice President, Baseball Learning & Development
Lonnie Soloff.....	Vice President, Medical Services
Victor Wang.....	Vice President, Player Acquisitions
John Mirabelli.....	Senior Director, Scouting Operations
Scott Barnsby.....	Director, Amateur Scouting
Josh Gibson.....	Director, Learning & Development
Wendy Hoppel.....	Director, Baseball Administration
Alex Merberg.....	Director, Baseball Operations
Mike Seghi.....	Director, Team Travel
Keith Woolner.....	Principal Data Scientist, Baseball Analytics
Richard Conway.....	Assistant Director, International Scouting
Chris Gale.....	Assistant Director, International Scouting
Sam Giller.....	Assistant Director, Baseball Operations
Nate Freiman.....	Assistant Director, Baseball Operations
Will Landess.....	Assistant Director, Baseball Development
Clint Longenecker.....	Assistant Director, Amateur Scouting
Kevin Tenenbaum.....	Assistant Director, Baseball Research & Development
Dan Budreika.....	Assistant Director, Pro Scouting
Agustin Rivero.....	Major League Translator
Will Clements.....	Assistant, Amateur Scouting
Matt Czechanski.....	Assistant, Amateur Scouting
Zach Morton.....	Assistant, Baseball Operations
Patrick Chervený.....	Sports Scientist
Jonathan Freeston.....	Sports Scientist
Steve Lubratic.....	Special Assistant to President of Baseball Operations/GM
Dave Malpass.....	Special Assistant to President of Baseball Operations/GM
Don Poplin.....	Special Assistant to President of Baseball Operations/GM
Tom Wiedenbauer.....	Special Assistant to President of Baseball Operations/GM
Tim Belcher.....	Special Assistant to President of Baseball Operations/GM
Marlene Lehky.....	Executive Administrative Assistant
Dr. Charles Maher.....	Senior Advisor to the President & GM, Sport & Performance Psychology
Brian Miles.....	Performance Coach
Kyle Burris.....	Analyst, Baseball Research & Development

PLAYER DEVELOPMENT

James Harris	Vice President, Player Development
Alex Eckelman	Director, Hitting Development
Cody Buckel	Assistant Director, Player Development
Rob Cerfolio	Assistant Director, Player Development
Andrew Bahnert	Assistant Director, Player Development
Nilda Taffanelli	Administrative Assistant, Player Development
John McDonald	Field Coordinator
Anthony Medrano	Assistant Field Coordinator
Kevin Howard	Hitting Coordinator
Pete Lauritson	Short-Season Hitting Coordinator
Joe Torres	Pitching Coordinator
Joel Mangrum	Pitching Coordinator
Stephen Osterer	Pitching Resource Coordinator
Tony Mansolino	Infield Coordinator
Larry Day	Player Programs Coordinator
Teddy Blackwell	Medical Administrator
Anna Bolton	Education & Language Coordinator
Travis Hafner	Special Assistant
Travis Fryman	Special Assistant
Dave Wallace	Special Assistant
Johnny Goryl	Advisor, Player Development
Minnie Mendoza	Advisor, Player Development
Tim Tolman	Advisor, Player Development
Todd Kubacki	Performance Analyst
Josh Tubbs	Performance Analyst
Josh Morrison	Performance Analyst
Ryan Faer	Performance Coordinator, Arizona Complex
Chris Giacchino	Strength & Conditioning Coordinator, Affiliates
Hasani Torres	Performance Coordinator, Dominican Republic Complex
Andrew Pipkin	Medical Coordinator
Jen Wolf	Life Skills Coordinator
Moises Cuevas	Rehab Strength & Conditioning Coach
Jeremy Harris	Physical Therapist
Dan Himmerick	Physical Therapist
Oscar Gutierrez	Mental Performance Coach
Martin Rasumoff	Mental Performance Coach
Grant Harris	Nutrition Coordinator
Miguel Solis	Assistant Nutrition Coordinator
Sean Murnane	Executive Chef (AZ)
Ilana Mishkin	Assistant, Baseball Operations
Jared Jones	Director, Arizona Operations
Fletcher Wilkes	Clubhouse Manager (AZ)
Justin Rhoads	Assistant Clubhouse Manager (AZ)
Alex De Moya	Assistant Director, L.A. Scouting and Player Development
Ismael Jansen	Manager, International Operations
Ricardo García	Assistant Manager, International Operations
Junie Melendez	Coordinator, International Scouting

CLEVELAND SCOUTING STAFF

PROFESSIONAL SCOUTS



Doug Carpenter

Special Assignment Scout

- Carpenter enters his 38th year in professional baseball, his 16th with the Tribe and has been scouting professionally for over 29 years, working for the Expos, Cardinals and Dodgers, including seven years internationally
- Coached professionally for the Detroit Tigers organization (1990-91) and as a player/coach for the Reno Silver Sox of the California State League (1989)
- Originally drafted by the New York Yankees and played seven years of professional baseball with the Yankees, Orioles and Twins organizations and played winter ball in Puerto Rico for the San Juan Metros in 1985
- Resides in North Palm Beach, FL with his wife, Beth, and son, Cameron



Dave Miller

Special Assignment Scout

- Miller is set to begin his 28th year with the Indians and his 35th season working in professional baseball
- Served as Pitching Coordinator for the Tribe for 10 years, was a pitching coach in the organization for seven years and spent one season as Major League bullpen coach. Was also an amateur scout for the Indians for two years, covering NC, SC and VA...beginning his eighth year as a pro scout.
- Drafted in the first round of the 1986 draft by Baltimore after playing collegiately at Camden County College in New Jersey where he was an All American right-handed pitcher
- Resides in Wilmington, NC with his wife, Theresa, and three kids, Austin, Madisyn and Sheridan



Chris Calciano

Senior Player Acquisitions Scout

- Calciano enters his third season in the Indians organization after being hired in December 2017
- Served as an amateur scout with the Red Sox from 2007-17, covering the Mid-Atlantic region
- Coached college baseball for 12 years, including head coaching stints at Pennsylvania's West Chester University (2000-04) and Georgia College and State University (2004-07)
- Played baseball and basketball at Eastern University (PA) and was inducted into the school's Hall of Fame in 2012
- Originally from Philadelphia, he resides in Milton, DE and has one daughter, Ava



Jim Rickon

Professional Scout

- Rickon enters his third season as a professional scout with the Tribe and his 22nd overall in the organization
- Spent 2015-2017 as Hitting Coordinator and has coached or managed in the system since 2002
- Signed by the Indians as a non-drafted free agent in 1999 after graduating from Cleveland State University
- Played three professional seasons from 1999-2001, advancing as high as Double-A
- Resides in Hudson, OH with his wife, Cassandra, and three children, Mason, Avery and Campbell



William (Bo) Hughes

Special Assignment Scout

- Hughes is set to begin his 27th season working in professional baseball, his second as a Special Assignment Scout... spent six years (2013-18) as a National Crosschecker for the Indians and previous three years as the Senior Advisor of Amateur Scouting...received a Lifetime Achievement Award from the Indians Scouting Department in 2018...previously worked for the Colorado Rockies, Los Angeles Angels and the MLB Scouting Bureau
- Coached Cal State Fullerton to a National Championship in 1984
- Drafted by the Minnesota Twins out of Notre Dame High School in Sherman Oaks, CA and attended the University of La Verne where he played for long-time Major League hitting coach Ben Hines... holds a degree in Behavioral Psychology
- Has worked as a consultant on several movie projects and has trained the likes of Madonna, Tom Hanks and many others
- Resides in Sherman Oaks, CA with his wife, Tracey, son, Will, and daughter, Mary-Megan



Scott Meaney

Special Assignment Scout

- Meaney begins his 22nd season in professional baseball, all with the Indians organization
- This season will be Meaney's first as a Special Assignment Scout, after spending 2019 as a Senior Coordinator and the previous three seasons as a National Crosschecker
- Joined the Indians as an assistant in scouting operations in 1999 and spent six years as an area scout
- Played collegiately for the University of Massachusetts
- Resides in Holly Springs, NC with his wife, Tamara, and four children, Colin, Grace, Abigail and Emma



Kevin Cullen

Senior Player Acquisitions Scout

- Cullen is set to enter his 14th season with the Indians after joining the Amateur Scouting Department as an area scout in 2007
- Before joining the Indians, Cullen coached at the University of Missouri and the University of Central Missouri
- Resides in Frisco, TX with his wife, Anne, and their daughter, Lauryn

AMATEUR SCOUTING



Clint Longenecker

Assistant Director, Amateur Scouting

- Longenecker enters his sixth season with the Indians organization and third as Assistant Director
- He previously served as an Assistant Editor for *Baseball America*
- Graduated from Palm Beach Atlantic University in 2010 with a degree in Marketing and from Rollins College with an MBA.



David Compton

Coordinator, Amateur Scouting

- Compton is set to begin his fifth season with the Indians, his first as a Coordinator after being hired in 2016 as a Area Supervisor
- In 2018, Compton's territory moved from the Carolinas to his home of Southern California
- Served as a fourth coach for the Springfield Cardinals (AA) in 201
- Played collegiately at Cal State Los Angeles and signed with the Dodgers as a non-drafted free agent in 2013
- Returned to Cal State Los Angeles in 2014 to complete his degree in Business Administration while working as an associate scout for the Minnesota Twins in Southern California



Ethan Purser

Coordinator, Amateur Scouting

- Purser will begin his fourth season with the Tribe, his first as a Coordinator after serving as an area scout in 2019 and professional scout from 2017-2018
- Prior to joining the Tribe, he spent 2015-2016 in the amateur scouting department with the Tampa Bay Rays
- Graduated from Berry College in May 2014 with a B.A. in Economics
- Resides in Dallas, GA with his wife, Aimee



Jon Heuerman

Coordinator, Amateur Scouting

- Heuerman begins his 11th season in professional baseball and eighth with the Indians organization
- Coached collegiately at UC Davis from 2006-08
- Resides in Chandler, AZ with his wife, Amy, daughter Macie, and step-daughter, Madeleine Little



Brad Tyler

Underclass Coordinator, Amateur Scouting

- Tyler is set to begin his 24th year in professional baseball and his 12th year as a scout for the Indians
- Played at the University of Evansville and was selected in the sixth round of the 1990 draft by Baltimore
- Played 13 years of minor league baseball for eight different organizations, reaching the Triple-A level
- Resides in Athens, GA with his wife, Kimberly, and their two children, Morgan and Trace



William Clements

Assistant, Amateur Scouting

- Clements begins his third season with the Indians, his second as an Amateur Scouting assistant after serving as the Major League Spanish translator in 2018.
- Worked from 2013-2018 at Major League Baseball and the Office of the Commissioner in amateur scouting and administration for domestic and international players.
- Served as a Triple-A video intern for the Indians in Columbus in 2011-2012.



Matt Czechanski

Assistant, Amateur Scouting

- Czechanski begins his fourth season with the Indians and his first as an Amateur Scouting Assistant
- Joined the Indians as an Underclass Scout in Georgia in 2017
- Served as a National Scouting Coordinator for Perfect Game in 2015 and 2016
- Graduated from Virginia Tech with a degree in accounting in 2015

AREA SCOUTS



Kyle Bamberger

Territory: SoCal, HI

- Bamberger is set to begin his second season as an area scout for the Tribe after working with the Baltimore Orioles as a player development intern in 2015 and 2016 and as an associate scout in 2017 and 2018
- Graduated from Towson University in 2016 and earned an MBA from the University of Massachusetts
- Resides in Kansas City, MO



CT Bradford

Territory: S. LA, N. LA, NW. FL, AL, MS, AR

- Bradford is set to begin his sixth season as an area scout for the Tribe
- Graduated in 2014 from Mississippi State University, leading the Bulldogs to the 2013 College World Series
- Was drafted by the Indians out of high school in 2010
- Resides in Pensacola, FL



Mike Bradford

Territory: W. TN, N. GA, S. KY, MO

- Bradford rejoins the Indians after spending 2019 as an Associate with the Bledsoe Brothers Sports Agency
- Was originally hired by the Tribe prior to the 2013 campaign and spent five seasons as an Area Scout
- Served as an Assistant Coach and Recruiting Coordinator at Chipola Junior College (FL) from 2011-12
- Graduated from the University of West Florida in 2010
- Resides in Pensacola, FL



Garrick Chaffee

Territory: N. TX, OK, KS

- Chaffee is set to begin his second season as an area scout for the Tribe after working for the Miami Marlins as their Advance Scouting Analyst in 2017 and Advance Scouting Coordinator in 2018, aiding the Major League coaching staff
- Worked in stadium operations with the Angels in 2013 and as a minor league video with the Brewers in 2014
- A native of California, Chaffee obtained his undergraduate degree from Minnesota State University, Mankato and Masters in Kinesiology from Long Beach State University •Resides in Dallas, TX



Aaron Etchison

Territory: MN, WI, MI, W. OH, IN, IL, ND, SD, IA, NE, N. KY

- Etchison is set to begin his third season as an area scout for the Tribe
- Originally from Indiana, he spent five years coaching at the University of Michigan
- Played college baseball at Ball State University, Chipola Junior College (FL) and the University of Maryland
- Served as captain of 2012 Maryland team that won 32 games.



Conor Glassey

Territory: WA, OR, ID, MT, WY, AK, W. Canada

- Glassey was hired by the Indians in 2014 and will begin his sixth full season as an area scout
- Covered the MLB draft from 2008-2013 while writing for *Baseball America*
- Graduated from Central Washington University
- Resides in Bothell, WA with his wife, Cheryl



Mike Kanen

Territory: Northeast, E. Canada, DE, MD

- Kanen is set to begin fifth season as an area scout with the Tribe
- Hired by the Indians after serving as the club's baseball operations intern in 2014 and spent 2015 as an Amateur Scouting assistant
- Played collegiately for four years at Johns Hopkins University, earning his degree in 2013
- Previously interned with Washington Nationals, New York Mets and *Baseball America*
- Resides in Brooklyn, NY



Andrew Krause

Territory: Cen. & N. FL, S. GA

- Krause is set to begin his fourth season as an area scout
- Previously served as a part-time scout for the Indians...prior to joining the Tribe, served as Double-A video intern for the Tampa Bay Rays and was the team's baseball operations intern in 2014
- Graduated from Randolph-Macon College in 2010 and received master's degree in Sports Management from Florida State University

AREA SCOUTS



Jhonathan Leyba

Territory: S. FL, Puerto Rico

- Leyba is set to begin his second season as an area scout for the Tribe after spending his first two seasons in the organization as a Latin America supervisor based out of the Dominican Republic
- Spent 16 years in international operations with the Colorado Rockies, Cincinnati Reds and Arizona Diamondbacks
- Graduated from Instituto Tecnológico de Santo Domingo
- Resides in Weston, FL, with his wife, Zelided, and three children, Dylan, Joshua and Ethan



Pete Loizzo

Territory: NC, SC, S. VA, E. TN

- Loizzo is set to begin his fourth season in the Indians organization
- Hired for 2016 after serving as operations manager and sales associate for *Inside Edge* Scouting Services
- Served as a Triple-A video intern for the Los Angeles Dodgers organization in 2013
- Graduated from St. Olaf College in 2011, earning his B.A. in Political Science and English
- Served as Director of Baseball Operations at St. Olaf College in 2012 and pitching coach from 2014-2015.



Don Lyle

Territory: NorCal, N. NV

- Lyle enters his 29th year of scouting and his 18th year with the Indians organization
- Received a Lifetime Achievement Award from the Indians' Scouting Department in 2018 in recognition of over 25 years of scouting service
- Began his scouting career with the San Diego Padres in 1992
- Played for seven years in the Cincinnati Reds organization, reaching the Triple-A level
- Resides in Sacramento, CA



Bob Mayer

Territory: E. OH, W. PA, WV, DC, N. VA

- Mayer is set to begin his 31st season as a member of the Cleveland Indians Amateur Scouting Department
- Received a Lifetime Achievement Award from the Scouting Department in 2018 in recognition of his service
- Drafted in the 13th round of the 1976 draft out of Florida State University by the Cincinnati Reds, where he played five seasons in the minor leagues
- Elected to the Mid Atlantic Scout Association Hall of Fame in 2012
- Resides in Somerset, PA with his wife, Beth Ann



Carlos Muñiz

Territory: Central CA

- Muñiz is set to begin his eighth season with the Tribe and his 18th season overall in professional baseball
- Drafted by the New York Mets in the 13th round of the 2003 draft as a pitcher and played parts of two seasons in the Major Leagues with the Mets
- Played collegiately for the University of California State - Long Beach
- Resides in Harbor City, CA with his wife, Bertha, and two children, Matthew and Travis



Ryan Perry

Territory: AZ, CO, NM, UT, Las Vegas

- Perry is set to begin his sixth season as an area scout after serving as a part-time scout in Northern California for the 2014 draft
- Played collegiately at Sierra College (Calif.), Sacramento City College and the University of Miami (Fla.)
- Drafted by the Detroit Tigers out of high school in 2005
- Resides in Gilbert, AZ with his wife, Lyndsey and two children, Paisley and Luke.



Kyle Van Hook

Territory: S. TX, W. LA

- Van Hook enters his 22nd season in professional baseball and his ninth year with the Indians organization
- Prior to scouting, he was the head coach at Blinn College in Brenham, TX
- Donated a kidney to his grandson, Briscoe, in August 2017
- Elected to the Texas Scouts Association Hall of Fame in November, 2019
- Resides in Brenham, TX with his wife, Loyce...they have three children, Clay, Vanessa and Olivia, and four grandchildren, Avery, Briscoe, Marlee, and Tripp

AMATEUR SCOUTING FELLOWS

Jake Vollen

Matt Linder

INTERNATIONAL SCOUTS

Amiro Santana
Dominican Scout

Anthony Roa
Dominican Area Scout

Gustavo Benzan
Dominican Area Scout

Joaniel Montero
Dominican Area Scout

Luis Camacho
Venezuela Area Scout

Jose Stela
Venezuela Area Scout

Andrew Kelly
*Dominican Republic
Scouting Assistant*

Jean Figueroa
Dominican Area Scout

Osmel Figueroa
Venezuela Scouting Assistant

Jesús Morillo
Venezuela Area Scout

Jose Merejo
Panama Area Scout

Clinton Matsuzawa
Japan Area Scout

Manyoun Kim
South Korea Area Scout

Sebastian Urdaneta
Venezuela Scouting Assistant

LATIN AMERICAN & INTERNATIONAL SCOUTING



Alex De Moya Assistant Director, L.A. Scouting and Player Development

De Moya enters his fourth season in the Cleveland Indians organization. In his current role, he is part of the talent evaluation and player acquisition process in Latin America while helping build development plans for players as they enter the Indians' minor league system. In addition, he oversees operations of the current Dominican Academy.

De Moya began his career in 2013 with the Office of the Commissioner of Major League Baseball as an intern for the Baseball Operations Department in Santo Domingo. He later served as the office's Coordinator for Baseball Operations before joining the Indians in his previous role of Manager of

Latin American Baseball Operations.

Alex resides in his native Santo Domingo, Dominican Republic. He graduated from Palm Beach Atlantic University with a dual degree in Management and Marketing and also completed a master's degree in Business Leadership Skills.



Junie Melendez Coordinator, International Scouting

Melendez is set to begin his 12th season with the Tribe and second as a Coordinator of International Scouting after spending the past two seasons as a Regional Supervisor...marks his 14th season in professional baseball. He joined the Indians as an Area Scout in 2008 after previously working for the MLB Scouting Bureau.

Melendez played baseball collegiately for the University of Toledo where he was named an All-MAC First Team pitcher in 1999.

He resides in Avon, OH with his wife, Melissa, and their two sons, Mariano and Maverick.

PLAYER DEVELOPMENT STAFF



John McDonald

Field Coordinator

Born: September 24, 1974 in New London, CT

Resides: Scituate, MA

Managerial/Coaching Highlights: Begins his first season at the Indians Field Coordinator...spent 2016-2019 as the club's Defensive Coordinator after re-joining the Tribe as a Special Assistant in 2015.

Managerial/Coaching Career: 2015-Special Assistant to Baseball Operations (Indians); 2016-2019 Defensive Coordinator (Indians).

Playing Career: Drafted by the Indians in the 12th round of the 1996 draft, McDonald made his Major League debut with the Tribe in 1999...played for Cleveland from 1999-2004 and again briefly in 2008...batted .229 with 4 HR and 33 RBI in 293 games with Cleveland...recorded over half of his Major League plate appearances as a member of the Toronto Blue Jays (2005-2011)...played for the Indians, Tigers, Blue Jays, Diamondbacks, Pirates, Phillies, Red Sox and Angels...batted .233 with 210 RBI over his 16-year Major League career.

Personal/Miscellaneous: Married, wife's name is Maura...has two children, Jackie and Anthony.



Anthony Medrano

Asst. Field Coordinator

Born: December 8, 1974 in Bellflower, CA

Resides: Surprise, AZ

Managerial/Coaching Highlights: Enters his third season as Assistant Field Coordinator and 12th season overall in the Indians organization...previously managed the AZL Indians for eight seasons...guided the team to a 31-25 record in 2016, securing a third postseason appearance in four years...led the AZL Tribe to a 37-16 record in 2014 and the club's first AZL Championship...made his managerial debut in 2011 for the AZL Indians after spending two seasons (2009-10) as a coach on the club's staff.

Managerial/Coaching Career: 2008-Coach, GCL Indians (Indians); 2009-2010-Coach, AZL Indians (Indians); 2011-2017-Manager, AZL Indians, 2018-2019-Asst. Field Coordinator (Indians).

Playing Career: Originally selected in the second round of the 1993 draft by the Toronto Blue Jays and played professionally for 14 seasons, all at the minor league level with the Toronto Blue Jays, Kansas City Royals, Cleveland Indians, Montreal Expos, Chicago Cubs, Philadelphia Phillies and Washington Nationals organizations...advanced as high as the Triple-A level...owns a career minor league average of .270 with 65 HR and 575 RBI in 1,449 games.

Personal/Miscellaneous: Married, wife's name is Julie...has three children, AJ, Alex and Abby.



Kevin Howard

Hitting Coordinator

Born: June 25, 1981 in Hinsdale, IL

Resides: Phoenix, AZ

Managerial/Coaching Highlights: Howard enters his sixth season in the Indians organization, his second as Hitting Coordinator...spent 2018 as the hitting coach for Double-A Akron after two seasons as the hitting coach for High Class-A Lynchburg...Howard oversaw a Lynchburg offense in 2017 that ranked second in the Carolina League in runs scored and third in batting average en route to winning the league championship.

Managerial/Coaching Career: 2015-Hitting Coach, Mahoning Valley Scrappers (Indians); 2016-Hitting Coach, Lake County Captains (Indians); 2017-Hitting Coach, Lynchburg Hillcats (Indians); 2018-Hitting Coach, Akron RubberDucks (Indians); 2019-Hitting Coordinator (Indians).

Playing Career: Played professionally for 12 seasons with the Reds, Yankees, Phillies, Dodgers, Mariners, Padres, Blue Jays and Cardinals organizations...retired at the end of the 2014 season, spending the final two seasons of his playing career in independent ball...was originally drafted in the fifth round by Cincinnati in 2003.

Personal/Miscellaneous: Married, wife's name is Amy...earned a bachelor's degree in Business Management from the University of Miami (Fla.), where played collegiately for three seasons, winning a National Championship in 2001.



Joe Torres

Pitching Coordinator

Born: September 3, 1982 in Bronx, NY

Resides: Atlanta, GA

Managerial/Coaching Highlights: Torres begins his fourth season in the Indians organization and first as the pitching coordinator... served as pitching coach for Lynchburg last season and Lake County in 2018 after making his professional coaching debut in 2017 as the Arizona League Indians pitching coach...led the AZL Tribe staff to 552 strikeouts in just 56 games, tying for second in the AZL and featuring the league's top two strikeout hurlers (Juan Mota & Luis Oviedo)...previously coached for King's Ridge Christian Academy.

Managerial/Coaching Career: **2015-2016**-Pitching Coach, King's Ridge Christian Academy (GA); **2017**-Pitching Coach, AZL Indians (Indians); **2018**-Pitching Coach, Lake County (Indians); **2019**-Pitching Coach, Lynchburg Hillcats (Indians);

Playing Career: Torres was drafted with the 10th overall pick by the Angels in the 2000 draft...spent 13 years in the minor leagues with five organizations, reaching as high as Triple-A Colorado Springs with the Rockies in 2012...represented Team USA and Team Puerto Rico in the Baseball World Cup and the Pan-American Games.

Personal/Miscellaneous: Married, wife's name is Kristen.



Joel Mangrum

Pitching Coordinator

Born: March 22, 1983 in Brandon, MS

Resides: Brandon, MS

Managerial/Coaching Highlights: Mangrum begins his first season as the Indians Pitching Coordinator, after serving two seasons as the pitching coach for the AZL Indians 1, where his staff led the Indians organization in ERA in 2018 at 3.40...joined the Cleveland organization from the University of Louisiana-Monroe, where he was hired in July 2017 to serve as an assistant coach...previously was the pitching coach at New Mexico State University from 2015-2017.

Managerial/Coaching Career: **2006**-Coach, Hinds Community College; **2007-2009**-Pitching Coach/Recruiting Coordinator, Milligan College; **2010-2014**-Pitching Coach/Recruiting Coordinator, Austin Peay State University; **2015-2017**-Pitching Coach, New Mexico State University; **2017**-Pitching Coach/Recruiting Coordinator, University of Louisiana-Monroe; **2018-2019**-Pitching Coach, AZL Indians 1.

Playing Career: Graduated from Northwest Rankin High School (MS) in 2001...was a pitcher and infielder at Hinds Community College (MS) where he earned All-Region honors...played two seasons for Mississippi College, earning All-Conference honorable mention in 2005, the same year he graduated.

Personal/Miscellaneous: Married, wife's name is Andrea...has one daughter, Harlee (5).



Pete Lauritson

Short-Season Hitting Coordinator

Born: February 7, 1979 in Mason City, IA

Resides: Mason City, IA

Managerial/Coaching Highlights: Lauritson begins his second season as Short Season Hitting Coordinator after spending 2018 as the Lake County hitting coach...made professional coaching debut in 2017 as hitting coach for the Mahoning Valley Scrappers...spent the 2016 season as an assistant coach with his alma mater Iowa Hawkeyes...spent 13 seasons on the coaching staff at North Iowa Area Community College, where he helped lead the Trojans to three appearances in the NJCAA Division II College World Series.

Managerial/Coaching Career: **2003-2015**-Hitting Coach and Recruiting Coordinator, North Iowa Area Community College; **2016**-Assistant Coach, University of Iowa; **2017**-Hitting Coach, Mahoning Valley Scrappers (Indians); **2018** - Hitting Coach, Lake County (Indians); **2019** - Short-Season Hitting Coordinator (Indians).

Personal/Miscellaneous: Graduated from the University of Iowa in 2002 with a degree in Psychology.

**Stephen Osterer****Pitching Resource Coordinator****Born:** February 17, 1987 in Nepean, ON, Canada**Resides:** Cleveland, OH**Managerial/Coaching Highlights:** Osterer begins his first season as the Indians Pitching Resource Coordinator**Playing Career:** Attended Sir Robert Borden High School in Nepean, Ontario....graduated from Cornell University in 2009, where he pitched for four seasons...also graduated from the Canadian Memorial Chiropractic College in 2014.**Personal/Miscellaneous:** Established the Baseball Development Group in 2017, Toronto's first integrative high-performance baseball training facility known for blending manual therapy, strength & conditioning and skill acquisition into a unique performance model...is an avid hockey player and fan.**Tony Mansolino****Infield Coordinator****Born:** September 28, 1982 in Newport Beach, CA**Resides:** Nashville, TN**Managerial/Coaching Highlights:** Mansolino will begin his first season as the Indians Infield Coordinator after leading AAA Columbus to the International League championship in 2019...spent 2018 as the skipper for Double-A Akron...named Carolina League Manager of the Year in 2017...led Lynchburg to the Carolina League title as the Hillcats posted a league-best 87-52 (.626) record...made his managerial debut in 2016 with Class-A Lake County, finishing with a 72-68 record...enters his 10th season in the Indians organization...

spent five seasons as a hitting coach in the organization from 2011-15

Playing Career: Played professionally for six seasons as an infielder from 2005-10 after being selected in the 26th round of the 2005 draft by Pittsburgh out of Vanderbilt University...finished his professional career with a minor league average of .231 with 19 HR and 173 RBI in 457 games...was in the Pittsburgh system from 2005-08 and briefly in the Phillies system in 2008 before playing independent ball in 2009-10.**Personal/Miscellaneous:** Married, Adrianna...has two sons, Jackson and Maddox...graduated with a degree in Human and Organizational Development and played four years of baseball at Vanderbilt University...played with Indians Assistant GM Carter Hawkins on the Commodores...father, Doug, is the Field Coordinator for the Atlanta Braves...graduated from Buchanan High School (CA) in 2001 as class salutatorian.**Larry Day****Player Programs Coordinator****Managerial/Coaching Highlights:** Day is set to begin his sixth season in the Indians organization and first as the Player Programs Coordinator after serving two seasons as the Manager of the AZL Indians...led the AZL Indians 1 to a league-best 38-16 (.667) record in 2018...made his managerial debut in 2017 with Class-A Lake County...served as hitting coach for High Class-A Lynchburg in 2016, guiding the Hillcats to the top of the Carolina League in home runs (129) and runs scored (763) and second in batting average (.268) and hits (1255)...made his professional coaching debut as the hitting coach for Lake County in 2015...served as the recruiting coordinator at

Ohio University in 2014 and coached pitchers, catchers and hitters...spent 2008-2013 as the first base coach at Vanderbilt University while also working with catchers and hitters...while at Vanderbilt, Day coached in five NCAA Regionals, three NCAA Super Regionals and one NCAA College World Series...helped lead the Commodores to SEC Championships in 2011 and 2013.

Playing Career: Drafted by the New York Yankees in the 50th round of the 2007 draft...played for the Gulf Coast Yankees in 2007 and the Charleston Riverdogs of the South Atlantic League in 2008.**Personal/Miscellaneous:** Graduated from the University of Connecticut in 2007...two-time captain of the baseball team and was selected as an All-Big East Catcher in 2006.



Johnny Goryl

Advisor, Player Development

- Goryl begins his 70th consecutive season working in professional baseball, his 39th straight with the Indians and 16th straight as an Advisor of Player Development
- Honored with Mike Coolbaugh Award in 2012, honoring outstanding baseball work ethic, knowledge of the game and skill mentoring young players
- Worked in the Minnesota Twins Player Development System from 1966-1981...served as manager of the Twins from 1980-1981
- Played 16 years in various organizations, including six years at the big league level with the Chicago Cubs and Minnesota Twins...career average of .225 with 16 HR and 48 RBI in 276 games
- Has three children, six grandchildren and two great-grandchildren



Tim Tolman

Advisor, Player Development

- Tolman begins his ninth season as Advisor of Player Development, his 11th consecutive year in the organization and 16th overall
- Served as the third base coach for the Washington Nationals from 2007-2008
- Worked in the Astros Player Development system from 1989-2002, spending time as a manager at three different levels from 1991-1996
- Played in parts of seven seasons at the big league level for Houston and Detroit from 1981-1987 and played 12 professional seasons overall
- Married to Christy for 34 years with sons, Andrew and Casey



Minnie Mendoza

Advisor, Latin American Operations

- Mendoza begins his 10th season in his current role and his 31st season in the organization, most spent as Latin American Field Coordinator...he served as manager of Single-A Burlington in 1992
- Spent 10 seasons in the Baltimore Orioles Player Development System...served as first base coach for the Orioles in 1988
- Played professionally for 20 seasons, including 15 with the Senators/Twins organization and was a seven-time All-Star in the minor leagues
- Married, wife's name is Julia...has four daughters, Amalia, Milagros, Carmen and Julia



Travis Fryman

Special Assistant, Infield

- Fryman begins his fifth season as an Advisor of Player Development for the Indians and his 13th season in the organization
- Managed Single-A Mahoning Valley from 2008-2010 and 2015...was special assistant to Player Development in 2013-2014 and was the Infield Coordinator from 2011-2012
- Played 16 professional seasons and parts of 13 years in the Major Leagues with Detroit and Cleveland...earned A.L. Silver Slugger at shortstop in 1992 and earned a *Rawlings* Gold Glove in 2000...five-time A.L. All-Star, including one appearance with the Tribe in 2000
- Married, wife's name is Kathleen...has three sons, Mason, Branden and Cole



Dave Wallace

Special Assistant, Catching

- Wallace begins his 20th season with the Tribe and his third as Catching Special Assistant
- Served as manager for Double-A Akron for three years...led RubberDucks to the Eastern League title in 2016...served as manager of Class-A Carolina in 2013 and Class-A Lake County in 2012
- Signed by the Indians as a non-drafted free agent out of Vanderbilt University in 2001...played in the Indians organization from 2002-2007
- Married, wife's name is Lauren...has a daughter, Lakely, and son, Stratton

GOODYEAR COMPLEX STAFF



Jared Jones

Director, Arizona Operations

Jones joined the organization in June of 2019 as the Arizona Operations Director in Goodyear, AZ. In his new role, Jared oversees the daily baseball activity and functions at the Goodyear Player Development Complex. He assists in the planning and execution of all Goodyear-based baseball programming, including: Spring Training, Extended Spring Training, the two Arizona League teams and offseason programming.

Jared previously worked as an event operations assistant for the Tennessee Titans and spent the 2017 collegiate baseball season as a Baseball Operations Assistant for the Vanderbilt Commodores, assisting with the squad's travel, meal planning and ticket needs. During his tenures with the Titans and Vanderbilt, he completed a Master of Sport Administration at Belmont University in Nashville after doing his undergraduate studies at Blackburn College in Illinois. The native of Mitchell, IN resides in Goodyear with his wife, Haley.



Fletcher Wilkes

Clubhouse Manager

Fletcher enters his 11th season as the clubhouse manager of the Indians Player Development Complex in Goodyear, AZ and his 26th year as a member of the Cleveland Indians organization. Wilkes is responsible for the day-to-day operations of the clubhouse in Arizona year round and also oversees the minor league clubhouse during spring training.

Fletcher began his career in the Indians organization as the clubhouse manager for the Columbus RedStixx in 1994 before moving on to Double-A Canton-Akron in 1996 and eventually taking over the duties in Akron in 1997. In 2007, Wilkes served as the assistant visiting clubhouse manager in Cleveland before moving out to Arizona. He has been responsible for running the minor league clubhouse in spring training since 1996.

A native of Phenix City, AL, Fletcher resides in Goodyear, AZ, with his wife, Allison, and two sons, Mason and Jackson. He graduated from Columbus (GA) College with a degree in Parks and Administration in 1994 and is an avid Alabama Crimson Tide fan.



Justin Rhoads

Assistant Clubhouse Manager

Rhoads is set to begin his fourth season as the assistant clubhouse manager for the Indians Player Development Complex in Goodyear, AZ. It will mark his 11th season with the Indians, having joined the team in 2009 in the ballpark operations department. From 2014-2016, Rhoads served as assistant manager of the Merchandise Distribution Center Cleveland, as well as the manager of the Goodyear Ballpark team shop.

In his role as assistant clubhouse manager, Rhoads is responsible for all aspects of the clubhouse pertaining to players and coaches needs and game and training preparations in association with

Fletcher Wilkes.

A Jefferson, Ohio native, Justin graduated from Jefferson Area High School in 2008 before attending Cleveland State University. Earning a degree in Health Science, Rhoads was a leading hand in creating CSU's mixed martial arts cage fighting team where he fought and coached with in his time with the Vikings. Justin met his wife, Izzy, at Cleveland State.



Goodyear Player Development Complex

SUPPORT COORDINATORS



Anna Bolton

Education & Language Coordinator

- Bolton is entering her second year as Education and Language Coordinator, where she works with all affiliates' English Language Learners and supports players pursuing additional educational opportunities
- Spent 2016-2017 as Major League Spanish Translator and Player Engagement Coordinator
- Former teacher for eight years in North Carolina, Florida and Virginia teaching English to non-natives
- Graduated from Virginia Tech in 2007 with a degree in Spanish and earned her master's degree in Second Language Education in 2008



Teddy Blackwell

Medical Administrator

- Blackwell is entering his 32nd year with the Indians in the Player Development system...transitioned from athletic trainer to Minor League Medical Administrator in 2018
- Started with Indians in 1988 with Rookie level Burlington and has since spent time in Watertown, Columbus, Kingston and the GCL
- Graduated from Elon University• Lives in McLeansville, NC with his wife, Deborah and son, Raymond.



Moises Cuevas

Rehab Strength & Conditioning Coach

- Cuevas enters his fifth season with the Indians and first as the Rehab Strength & Conditioning Coa
- Served as the Strength & Conditioning Coach for the Dominican League from 2016-17 and Short-A Mahoning Valley in 2018 and was the Rehabilitation and Strength Coach for the Arizona League Indians in 2019
- Prior to joining the Indians, was a Program Director for the Parisi Speed School in Kingston, NY
- The Wappingers Falls, NY native earned a BS and MS in Exercise Science from East Stroudsburg University



Ryan Faer

Performance Coordinator: Goodyear

- Faer is starting his third year in this role with the Indians, where he oversees strength and conditioning for the organization's rehabbing athletes while he also serves as the Performance Coordinator at the Goodyear Academy
- Served as minor league strength and conditioning coach in the Los Angeles Dodgers and New York Mets systems
- Graduated from the University of Florida with a degree in Applied Physiology and Kinesiology
- A native of DeLand, FL, served as Director of Strength and Conditioning at DeLand High School, his alma mater



Chris Giacchino

Strength & Conditioning Coor., Affiliates

- Giacchino begins his second year with the Indians and his first as Affiliates Strength and Conditioning Coorin - tor...spent 2018 with AZL Indians 2 as the strength coach
- Formerly the Assistant Director of Football Strength and Conditioning at Purdue University frm 2014-2017
- Spent time at the University of Connecticut and at Quinnipiac University in strength and conditioning roles
- Graduated with degree in Athletic Training and Exercise Science from Sacred Heart University...master's degree in Exercise Science from the University of Connecticut



Oscar Gutierrez

Mental Performance Coach

- Gutierrez assists at the Dominican Republic Academy, the Goodyear Complex and Mahoning Valley in development and integration of programs and services that enhance performance, mental and emotional growth
- Other duties include design and implementation of systems that facilitate the acculturation process of Spanish-speaking players and supports international scouting department with recognition and assessment
- Native of Bogota, Colombia

SUPPORT COORDINATORS



Todd Kubacki

Performance Analyst

- Kubacki enters his 13th season with the Indians organization and third as an Analyst
- Joined the Indians in 2008 as a strength intern at Lake County, spent 2009 at Akron and 2010-12 with Columbus before spending four years as Minor League Strength and Conditioning Coordinator
- A native of Austintown, Ohio, Kubacki graduated Magna Cum Laude from Youngstown State with a degree in Political Science with a Mathematics minor and holds a master's degree in Performance Psychology from National University



Josh Morrison

Performance Analyst

- Morrison enters his second season with the Indians and first as a Performance Analyst, after spending 2019 as the Sport Science Assistant.
- Before joining the Indians, he was a Minor League Stretch Coach for the Oakland Athletics and an Assistant Strength Coach/Sports Scientist for the Australian Rugby Union U20 National Team.
- The Fallon, NV native holds a B.S. in Human Performance & Exercise Physiology and a B.A. in Spanish from the University of Tampa and a master's degree in Sports Science from Bond University.



Andrew Pipkin

Medical Coordinator

- Pipkin enters his fifth season with the Indians organization and third as a medical coordinator after serving as a Minor League Rehab Coordinator from 2016-2017.
- Before joining the Indians, he was an Upper Extremity Athlete Physical Therapy Fellow at The Ohio State University Wexner Medical Center from 2014-2015 and a Sports Physical Therapist at OSU Wexner Medical Center from 2015-2016.
- Holds a B.S. in Health Sciences from Lebanon Valley and a Doctorate of Physical Therapy from there as well.



Martin Rasumoff

Mental Performance Coach

- Rasumoff enters his third season with the Indians and first as the Mental Performance Coac
- Prior to joining the Tribe, worked stints with Velez Sarsfield in Argentina and completed internships with St. Mary's College and Academy of Art University
- Graduated from the University of Buenos Aires and received his Master's from John F. Kennedy University in California



Hasani Torres

Performance Coordinator: L.A.

- Torres enters his third season as a Performance Coordinator based out of the Dominican Republic
- Came to the Tribe as an intern at the D.R. Academy and worked as a strength coach there from 2013-15 before spending 2016 as a strength coach with Mahoning Valley and 2017 as a strength coach with Lynchburg
- Holds a B.S. in Athletic Training from the University of Puerto Rico and a master's degree in Exercise Science from California University of Pennsylvania



Josh Tubbs

Performance Analyst

- Tubbs is entering his third season with the Indians after previously serving as a bench coach in the AZL
- Prior to joining Cleveland he spent time as an intern and volunteer within the Sports Performance realm at various places including Vanderbilt University, Belmont University, and Cressey Sports Performance (FL)
- He is from Camden, TN and played baseball as a pitcher at a junior college (Jackson State CC) before transferring to Belmont University to finish up playing career as a pitcher and complete an undergraduate degree in Exercise Science with a minor in Strength and Conditioning



Jennifer Wolf

Life Skills Coordinator

- Wolf enters her second season as the Life Skills Coordinator for the Indians
- Prior to joining the Tribe, she spent seven years with the New York Mets and also worked at the MLB Commissioner's office, as well as internships with the Boston Red Sox, Washington Nationals, ESPN and Georgetown University
- A native of Wayland MA, graduated from Georgetown University in 2009

INDIANS NUMBER 1 DRAFT SELECTIONS

	REGULAR PHASE	JUNE	SECONDARY PHASE
1965	Ray Fosse.....CA *	1965	John Olagues.....RHP
1966	John Curtis.....LHP	1966	Ron Henson.....LHP
1967	Jack Heidemann.....SS *	1967	Rick Austin.....LHP
1968	Robert Weaver.....SS *	1968	Rich Hand.....RHP
1969	Alvin McGrew.....OF *	1969	Mike Swenton.....OF
1970	Steve Dunning.....RHP *	1970	James Cox.....SS
1971	Dave Sloan.....RHP *	1971	Rich Dauer.....2B
1972	Rick Manning.....OF *	1972	Alex Pastore.....OF
1973	Glenn Tufts.....INF *	1973	Ron Montgomery.....OF
1974	Tom Brennan.....RHP *	1974	John Brown.....OF
1975	Rick Cerone.....CA *	1975	Ray Gault.....RHP
1976	Tim Glass.....CA *	1976	John Shouse.....INF
1977	Bruce Compton.....OF *	1977	Dave Grier.....RHP
1978	Phil Lansford.....3B *	1978	Wes Mitchell.....SS
1979	John Bohnet.....LHP *	1979	Dave Gallagher.....OF
1980	Kelly Gruber.....SS *	1980	Adrian Perkins.....OF
1981	George Alpert.....OF *	1981	Brian Howard.....INF
1982	Mark Snyder.....RHP *	1982	Richard Belli.....OF
1983	David Clark.....OF *	1982	Mark Higgins.....1B
1984	Cory Snyder.....SS *	1983	John Woodward.....OF
1985	Mike Poehl.....RHP *	1984	Jim Bruske.....OF
1986	Greg Swindell.....LHP *	1985	
1987	- None -		
1988	Mark Lewis.....SS *		
1988	Charles Nagy.....RHP *		
1989	Calvin Murray.....OF		
1990	Tim Costo.....1B *		
1991	Manny Ramirez.....OF *		
1992	Paul Shuey.....RHP *		
1993	Daron Kirkreit.....RHP *		
1994	Jaret Wright.....RHP *		
1995	David Miller.....1B/OF *		
1996	Danny Peoples.....1B/OF *		
1997	Tim Drew.....RHP *		
1998	C.C. Sabathia.....LHP *		
1999	- None -		
2000	Corey Smith.....3B *		
2001	Daniel Denham.....RHP *		
	Alan Horne.....RHP		
2002	Jeremy Guthrie.....RHP *		
2003	Michael Aubrey.....1B *		
	Brad Snyder.....OF *		
2004	Jeremy Sowers.....LHP *		
2005	Trevor Crowe.....OF *		
2006	- None -		
2007	Beau Mills.....INF *		
2008	Lonnie Chisenhall.....INF *		
2009	Alex White.....RHP *		
2010	Drew Pomeranz.....LHP *		
2011	Francisco Lindor.....SS *		
2012	Tyler Naquin.....OF *		
2013	Clint Frazier.....OF *		
2014	Bradley Zimmer.....OF *		
	Justus Sheffield.....LHP *		
2015	Brady Aiken.....LHP *		
2016	Will Benson.....OF *		
2017	- None -		
2018	Bo Naylor.....C *		
	Ethan Hankins.....RHP *		
2019	Daniel Espino.....RHP *		

BOB FELLER AWARD WINNERS TOP ORGANIZATIONAL PITCHER

1990 - Charles Nagy	2003 - Fausto Carmona
1991 - Mike Soper	2004 - Adam Miller
1992 - Chad Ogea	2005 - Jeremy Sowers
1993 - John Carter	2006 - Adam Miller
1994 - Steve Kline	2007 - Aaron Laffey
1995 - Danny Graves	2008 - David Huff
1996 - Danny Graves	2009 - Hector Rondon
1997 - Marc Deschenes	2010 - Alex White
1998 - David Riske	2011 - Chen-Chang Lee
1999 - Robert Pugmire	2012 - Cody Allen
2000 - Jason Stanford	2013 - Cody Anderson
2001 - Mike Bacsik	2014 - Ryan Merritt
2002 - Billy Traber	2015 - Mike Clevinger

LOU BOUDREAU AWARD WINNERS TOP ORGANIZATIONAL POSITION PLAYER

1990 - Jim Thome	2003 - Grady Sizemore
1991 - Manny Ramirez	2004 - Ryan Garko
1992 - Ken Ramos	2005 - Ryan Mulhern
1993 - Jim Thome	2006 - Kevin Kouzmanoff
1994 - David Bell	2007 - Asdrubal Cabrera
1995 - Richie Sexson	2008 - Beau Mills
1996 - Russell Branyan	2009 - Carlos Santana
1997 - Sean Casey	2010 - Jason Kipnis
1998 - Alex Ramirez	2011 - Jason Kipnis
1999 - Scott Morgan	2012 - Tim Fedroff
2000 - Billy Munoz	2013 - Joe Wendle
2001 - Victor Martinez	2014 - Giovanny Urshela
2002 - Victor Martinez	2015 - Bradley Zimmer

* Signed

2019 CLEVELAND INDIANS FIRST-YEAR PLAYER DRAFT SELECTIONS

ROUND	NAME	POSITION	SCHOOL	STATE	HT	WT	B/T	BIRTHDATE	SCOUT
1	Espino, Daniel	RHP	Georgia Premier Academy	GA	6'2"	205	R/R	1/5/2001	Purser
2	Valdes, Yordys	SS	McArthur HS	FL	6'0"	170	S/R	8/16/2001	Leyba
3	Naranjo, Joe	1B	Rueben S. Ayala HS	CA	6'0"	180	L/L	5/11/2001	Compton
4	Cairo, Christian	SS	Calvary Christian HS	FL	5'10"	170	R/R	6/11/2001	Segui
5	Gaddis, Hunter	RHP	Georgia State	GA	6'6"	212	R/R	4/9/1998	Purser
6	Brown, Jordan	SS	Junipero Serra HS	CA	6'3"	185	R/R	9/9/2001	Muniz
7	Curry, Xzavion	RHP	Georgia Tech	GA	5'10"	189	R/R	7/27/1998	Purser
8	Brennan, Will	CF	Kansas State	KS	6'0"	190	L/L	2/2/1998	Bamberger
9	Bartlett, Will	1B	IMG Academy	FL	6'3"	215	R/R	2/2/2001	Segui
10	Hart, Zach	RHP	Franklin Pierce University	NH	6'4"	235	R/R	5/17/1997	Kanen
11	Mikolajchak, Nick	RHP	Sam Houston State	TX	6'2"	215	R/R	11/21/1997	Van Hook
12	Hernandez, Allan	RHP	Miami Christian School	FL	6'5"	225	R/R	1/19/2001	Leyba
13	Pries, Micah	OF	Point Loma Nazarene U	CA	6'4"	190	L/R	2/27/1998	Compton
14	Freeman, Ike	SS	North Carolina	NC	5'10"	199	R/R	6/17/1998	Loizzo
15	Benton, Trey	RHP	East Carolina	NC	6'4"	209	R/R	6/18/1998	Loizzo
16	Jones, Jordan	RHP	Washington	WA	6'2"	195	R/R	10/2/1997	Glassey
17	Escobedo, Julian	CF	San Diego State	CA	5'11"	190	L/L	6/10/1998	Compton
18	Waldron, Matt	RHP	Nebraska	NE	6'2"	185	R/R	9/26/96	Bamberger
19	Kelly, Kevin	RHP	James Madison University	VA	6'2"	200	R/R	11/28/97	Mayer
20	Enright, Nic	RHP	Virginia Tech	VA	6'3"	205	R/R	1/8/1997	Loizzo
21	Amditis, Michael	C	Miami	FL	5'11"	190	R/R	8/14/1997	Leyba
22	Pinorini, Austin	C	Gonzaga	WA	5'10"	185	L/R	9/20/1996	Glassey
23	Fidel, Chandler	LHP	Arkansas-Little Rock	AR	6'5"	225	L/L	11/19/1997	Bamberger
24	Gonzalez, Joab	SS	New Mexico JC	NM	5'11"	175	R/R	12/2/1999	Chaffee
25	Mock, Eric	RHP	Penn State	PA	6'2"	220	R/R	7/12/1996	Mayer
26	Sanchez, Armani	SS	Ronald Reagan HS	TX	6'2"	175	R/R	2/9/2001	
27	Pena, Landy	SS	Leadership Christian	PR	6'1"	180	S/R	11/6/2001	Leyba
28	Brito, Serafino	RHP	Rutgers	NJ	6'0"	200	R/R	4/28/1997	Kanen
29	Ocker, Nate	RHP	College of Charleston	SC	6'0"	190	R/R	12/3/1996	Loizzo
30	French, Jonathan	C	Parkview HS	GA	5'11"	210	R/R	10/16/2000	
31	Janczak, Jared	RHP	TCU	TX	6'1"	205	R/R	6/23/1995	Chaffee
32	Misiaszek, Andrew	LHP	Northeastern	MA	6'2"	213	R/L	8/24/1997	Kanen
33	Coulter, Kevin	RHP	Mercer	GA	6'5"	227	R/R	8/12/1996	Purser
34	Wisely, Alec	RHP	South Florida	FL	5'9"	184	R/R	8/13/1997	Segui
35	Labaut, Randy	LHP	Arizona	AZ	6'1"	202	L/L	10/1/1996	Perry
36	Ramsey, Ryan	LHP	Pascack Hills HS	NJ	6'0"	190	R/L	1/18/2001	
37	Forrester, Jacob	RHP	Central Washington	WA	6'0"	185	R/R	12/5/1995	Glassey
38	Eissler, Jake	RHP	TCU	TX	6'1"	215	R/R	11/25/1997	
39	Harrell, Jake	LHP	Sanger HS	CA	6'4"	185	L/L	7/5/2000	
40	Nielson, Cy	LHP	Spanish Fork HS	UT	6'3"	210	R/L	2/25/2001	

Bold denotes signed players

2019 MINOR LEAGUE REVIEW

<u>Affiliat</u>	<u>League (Level)</u>	<u>Record</u>	<u>Standings</u>	<u>Playoff/Notes</u>
Columbus Clippers	International (AAA)	81-59	1st, +15.0 GB	AAA Championship (L, 0-4)
Akron RubberDucks	Eastern (AA)	61-79	5th, 17.0 GB	Did Not Qualify
Lynchburg Hillcats	Carolina (Adv.-A)	62-73*	4th, 18.5 GB	Did Not Qualify
Lake County Captains	Midwest (A)	74-64*	4th, 8.0 GB	MID Quarterfinals (L, 1-2)
Mahoning Valley Scrappers	New York-Penn (A)	37-39	4th, 4.0 G	Did Not Qualify
AZL Indians Blue	Arizona (Rookie)	35-21	2nd, 4.0 G	AZL Finals (L, 0-2)
AZL Indians Red	Arizona (Rookie)	27-29	5th, 6.0 GB	Did Not Qualify
DSL Indians	Dominican (Rookie)	26-41	7th, 27.5 GB	Did Not Qualify
DSL Indians/Brewers	Dominican (Rookie)	17-52	8th, 37.5 GB	Did Not Qualify

* Combined 1st and 2nd Half

Batting Leaders

<u>AVERAGE (min. 2.7 PA/team game)</u>		<u>HOME RUNS</u>		<u>RUNS SCORED</u>	
1. Yainer Diaz	.341	1. Bobby Bradley	33	1. Tyler Freeman	89
2. Bryan Lavastida	.335	2. Eric Haase	28	2. Ka'ai Tom	83
3. Christopher Cespedes	.326	3. B. Barnes & T. Thompson	24	3. Nolan Jones	81
4. Wilbis Santiago	.312	4. Ka'ai Tom	23	4. Daniel Johnson	76
5. Tyler Freeman	.306	5. Will Benson	22	5. Jose Fermin	75

<u>HITS</u>		<u>RBI</u>		<u>STOLEN BASES</u>	
1. Tyler Freeman	151	1. Ka'ai Tom	86	1. Jose Fermin	28
2. Oscar González	141	2. Will Benson	78	2. W. Benson & J. Montero	27
3. Daniel Johnson	140	3. D. Johnson & B. Barnes	77	3. Quentin Holmes	23
4. Ka'ai Tom	139	4. Bobby Bradley	74	4. Tyler Freeman	19
5. Steven Kwan	134	5. Ryan Flaherty	73	5. Ernie Clement	17

Pitching Leaders

<u>WINS</u>		<u>ERA (min. 0.8 IP/team game)</u>		<u>INNINGS PITCHED</u>	
1. Jake Paulson	11	1. Jeffersson Yannuzzi	2.70	1. Michael Peoples	144.2
2. Michael Peoples	10	2. Ignacio Feliz	3.00	2. Tanner Tully	144.0
3. Shao-Ching Chiang	9	3. Zack Draper	3.10	3. Eli Morgan	140.2
3. Zach Draper	9	4. Eli Morgan	3.27	4. Juan Hillman	140.1
3. Eli Morgan	9	4. Sam Hentges	3.27	5. Adam Scott	132.2

<u>SAVES</u>		<u>STRIKEOUTS</u>		<u>GAMES</u>	
1. Dalbert Siri	10	1. Adam Scott	148	1. Argenis Angulo	48
2. Manuel Alvarez	9	2. Eli Morgan	146	2. Yapson Gomez	47
3. Yapson Gomez	8	3. Shao-Ching Chaing	128	2. Henry Martinez	47
3. Jared Robinson	8	4. Sam Hentges	126	4. Jonathan Teaney	46
3. James Karinchak	8	5. Michael Peoples	122	4. Dalbert Siri	46

MINOR LEAGUE AWARD WINNERS

INTERNATIONAL LEAGUE - AAA

IL Players of the Week:
 Midseason All-Stars: Brandon Barnes, Eric Haase, Asher Wojciechowski, Josh D. Smith
 Postseason All-Star: Bobby Bradley, Eric Haase

EASTERN LEAGUE - AA

EL Players of the Week: Alex Call, Ka'ai Tom
 Midseason All-Stars: Eli Morgan, Kyle Nelson, Wilson Garcia, Connor Marabell, Ka'ai Tom

CAROLINA LEAGUE - HIGH-A

CL Players of the Week: Steven Kwan, Mitch Reeves
 Midseason All-Stars: Adam Scott, Juan Hillman, Nolan Jones, Oscar Gonzalez, Robert Broom

MIDWEST LEAGUE - A

MWL Player of the Week: Jose Fermin, Clark Scolamiero, Daniel Schneemann, Will Benson (3x)
 Midseason All-Stars: Manuel Alvarez, Tyler Freeman, Will Benson
 Postseason All-Stars: Skylar Arias, Will Benson

New York-Penn League - Short-A

NY-Penn Player of the Week: Braylan Rocchio

Arizona League - Rookie

Postseason All-Stars: Christopher Cespedes, Luis D. Garcia

MINOR LEAGUE TOP PROSPECTS LIST

MLB.com 2020 Rankings

Top 20 Tribe Prospects Entering 2020

- | | |
|---------------------------|--------------------------|
| 1. Nolan Jones, 3B | 11. Logan Allen, LHP |
| 2. Tyler Freeman, SS | 12. Bobby Bradley, 1B |
| 3. Bo Naylor, C | 13. Daniel Johnson, OF |
| 4. George Valera, OF | 14. James Karinchak, RHP |
| 5. Daniel Espino, RHP | 15. Emmanuel Clase, RHP |
| 6. Brayan Rocchio, SS | 16. Angel Martinez, INF |
| 7. Aaron Bracho, INF | 17. Carlos Vargas, RHP |
| 8. Ethan Hankins, RHP | 18. Scott Moss, LHP |
| 9. Triston McKenzie, RHP | 19. Luis Oviedo, RHP |
| 10. Gabriel Rodriguez, SS | 20. Jose Tena, SS |

Baseball America Best Tools

Best Hitter for Average	Tyler Freeman
Best Power Hitter	Bobby Bradley
Best Strike-Zone Discipline	Ernie Clement
Fastest Baserunner	Quentin Holmes
Best Athlete	Will Benson
Best Fastball	Daniel Espino
Best Curveball	James Karinchak
Best Slider	Kyle Nelson
Best Changeup	Eli Morgan
Best Control	Eli Morgan
Best Defensive Catcher	Bo Naylor
Best Defensive Infielder	Brayan Rocchio
Best Infield Arm	Nolan Jones
Best Defensive Outfielder	Steven Kwan
Best Outfield Arm	Johnathan Rodriguez

Baseball America by League

International League:	Oscar Mercado (#5), Bobby Bradley (#13)
Eastern League:	Nolan Jones (#6)
Carolina League:	Nolan Jones (#2), Tyler Freeman (#10)
Midwest League:	Tyler Freeman (#7), Will Benson (#20)
New York-Penn League:	Brayan Rocchio (#5), George Valera (#6), Ethan Hankins (#9)
Arizona League:	Aaron Bracho (#8), Jose Tena (#15)

Organization Minor League Champs

Year	Team	League
2005	Akron Aeros	Eastern League (AA)
2006	Kinston Indians	Carolina League (Adv. A)
2009	Akron Aeros	Eastern League (AA)
2010	Columbus Clippers	International League (AAA)
	Lake County Captains	Midwest League (A)
2011	Columbus Clippers	International League (AAA)
2012	Akron Aeros	Eastern League (AA)
2014	AZL Indians	Arizona League (Rookie)
2015	Columbus Clippers	International League (AAA)
2016	Akron RubberDucks	Eastern League (AA)
2017	Lynchburg Hillcats	Carolina League (Adv. A)
2019	Columbus Clippers	International League (AAA)

Baseball America

- Nolan Jones, 3B
- Tyler Freeman, SS
- Bo Naylor, C
- George Valera, OF
- Brayan Rocchio, SS
- Daniel Espino, RHP
- Triston McKenzie, RHP
- Ethan Hankins, RHP
- Aaron Bracho, INF
- Gabriel Rodriguez, SS

Baseball Prospectus

- George Valera, OF
- Nolan Jones, 3B
- Brayan Rocchio, SS
- James Karinchak, RHP
- Daniel Espino, RHP
- Emmanuel Clase, RHP
- Logan Allen, LHP
- Ethan Hankins, RHP
- Daniel Johnson, OF
- Bo Naylor, C

MLB.com

- Nolan Jones, 3B
- Tyler Freeman, SS
- Bo Naylor, C
- George Valera, OF
- Daniel Espino, RHP
- Brayan Rocchio, SS
- Aaron Bracho, INF
- Ethan Hankins, RHP
- Triston McKenzie, RHP
- Gabriel Rodriguez, INF

Baseball America Top 100

50. Nolan Jones 69. Tyler Freeman

MLB.com/MLBPipeline.com Top 100

42. Nolan Jones 96. Tyler Freeman

Baseball Prospectus Top 101

58. George Valera 66. Nolan Jones
98. Brayan Rocchio 101. James Karinchak

COLUMBUS CLIPPERS (AAA)



Andy Tracy

Manager

Born: Dec. 11, 1973 in Bowling Green, OH **Resides:** Lewis Center, OH

Managerial/Coaching Highlights: Begins second season with the Tribe and first as Columbus' manager...served as Columbus' hitting coach in 2019...spent previous seven years as a coach in the Philadelphia Phillies organization...was the minor league hitting coordinator over the last six seasons and also held assistant fielding coordinator duties in 2014...joined the Phillies coaching staff in 2012 as manager of Class-A Williamsport.

Managerial/Coaching Career: **2012-**Manager, Williamsport Crosscutters (Phillies);**2013-2018-**Minor League Hitting Coordinator (Phillies);**2019-**Hitting Coach, Columbus Clippers (Indians);

Playing Career: Played 16 professional seasons and in parts of five big league seasons with Montreal, Colorado and Philadelphia...career .231 hitter with 13 home runs and 43 RBI in 149 games...played in 83 games as a rookie in 2000 with Montreal, hitting .260 with 11 home runs and 32 RBI...career .268 hitter in the minors and was named a Mid-Season All-Star twice (2009, 2010) and a Postseason All-Star twice (1999, 2009) as well as earning Eastern League MVP honors in 1999 with Harrisburg...holds Lehigh Valley all-time records in home runs (68), RBI (261) and walks (207).

Personal/Miscellaneous: Married, wife's name is Tiffany...has two children, son Cooper and daughter Nola...graduated from Bowling Green State University.

TRACY'S MANAGERIAL RECORD

YEAR	CLUB	LEAGUE	CLASS	W-L	PCT	POS.	NOTES
2012	Williamsport	NY-Penn	Short A	30-46	.395	6th	

Jordan Smith

Bench Coach

Born: July 5, 1990 in Willmar, MN

Resides: Willmar, MN

Managerial/Coaching Highlights: Smith is set to begin his second season as a coach in the Cleveland Indians system...served as the bench coach for Low-A Lake County in 2019 following a seven-year professional career, including six with the Indians organization.

Managerial/Coaching Career: **2019-** Bench Coach, Lake County Captains (Indians).

Playing Career: Drafted by Cleveland in the 9th round of the 2011 draft out of St. Cloud State University, where he was named an All-American in each of his two seasons with the Huskies (2010, 2011) and was selected as the NSIC Player of the Year in 2011...spent 2011-17 in the Indians organization, reaching Triple-A in 2016 and 2017...played the 2018 season with St. Paul and Sioux Falls of the independent American Association.

Rigo Beltrán

Pitching Coach

Born: November 13, 1969 in Tijuana, Baja California, Mexico

Resides: Delray Beach, FL

Managerial/Coaching Highlights: Beltrán begins his second season as pitching coach for Columbus after one season with Akron in the same role...was the pitching coach for Lynchburg from 2015-2017...guided the 2017 Hillcats staff to the Carolina League's best record, leading the league in ERA, wins and WHIP...also served as pitching coach for Mexico in the 2017 World Baseball Classic...in 2015, split time as pitching coach between the AZL Indians and Lynchburg after spending 2014 as the pitching coach for the Lake County Captains...joined the Indians organization after spending seven seasons as a coach in the Cincinnati farm system.

Managerial/Coaching Career: **2007-2008**-Pitching Coach, GCL Reds (Reds); **2009**-Pitching Coach, Carolina Mudcats (Reds); **2010-2013**-Pitching Coach, Bakersfield Blaze (Reds); **2014**-Pitching Coach, Lake County Captains (Indians); **2015**-Pitching Coach, AZL Indians; **2015-2017**-Pitching Coach, Lynchburg Hillcats (Indians); **2018**-Pitching Coach, Akron RubberDucks (Indians); **2019**-Pitching Coach, Columbus Clippers (Indians).

Playing Career: Beltrán appeared in parts of five seasons with St. Louis (1997), New York-NL (1998-99), Colorado (1999-2000) and Montreal (2004), going 2-3 with a 4.40 ERA in 78 Major League games...began his 16-year professional career with the St. Louis organization after he was selected by the Cardinals in the 1991 draft.

Personal/Miscellaneous: Earned associate's degree from Mesa Junior College in San Diego, CA in 1989...attended the University of Wyoming from 1990-1991...Married, wife's name is Lauri...has four sons.

Jason Esposito

Hitting Coach

Born: July 19, 1990 in Bethany, CT

Resides: Bethany, CT

Managerial/Coaching Highlights: Esposito begins his third season in the Cleveland Indians organization, his first with Columbus...served as the hitting coach for the Lake County Captains in 2019...made his professional coaching debut in 2018 as the hitting coach with Mahoning Valley...after completing a four-season minor league career in the Baltimore Orioles organization, Esposito served as Director of Operations for The Grind Baseball and Softball Training Facility.

Managerial/Coaching Career: **2018**-Hitting Coach, Mahoning Valley Scrappers (Indians); **2019**-Hitting Coach, Lake County Captains (Indians).

Playing Career: Drafted out of Amity Regional High School (CT) by Kansas City in the 7th round of the 2008 draft but opted to attend Vanderbilt University...drafted by Baltimore in the 2nd round of the 2011 draft and spent four seasons in the Orioles organization, reaching as high as Double-A Bowie in 2015...finished his playing career with a .230 average, 21 homers and 158 RBI in 397 games in the minor leagues.

Personal/Miscellaneous: Originally from Bethany, Connecticut...enjoys golf, fitness, travel and all things coffee and pizza.



Photo credit: Joe Santny

Huntington Park

AKRON RUBBERDUCKS (AA)



Rouglas Odor

Manager

Born: January 26, 1968 in Maracaibo, VZ **Resides:** Winter Haven, FL

Managerial/Coaching Highlights: Enters his second season as manager of the RubberDucks after spending 2018 as manager of Class-A Lynchburg...led the Hillcats to the Carolina League playoffs with a 71-66 record, losing in the semi-finals to Potomac, 3-2...spent three seasons as hitting coach for Triple-A Columbus...marks his fifth managerial post and first since leading the GCL Indians (Rookie) in 2007 and 2008... spent nine seasons (2009-2017) as a hitting coach in the Indians organization at multiple levels...marks his 33rd season overall in the Indians organization as a

player, manager or coordinator...spent 10 seasons as a manager in the Indians Player Development System from 1999-2008...led the Venezuelan League Indians to the Venezuelan League Championship in 2000 (41-16).

Managerial/Coaching Career: **1998-2001**-Venezuelan Field Coordinator (Indians); **1999-2000**-Manager, VSL Indians (Indians); **2001-2004**-Manager, Burlington Indians (Indians); **2005-2006**-Manager, Mahoning Valley Scrappers (Indians); **2007-2008**-Manager, GCL Indians (Indians); **2009-2010**-Hitting Coach, Kinston Indians (Indians); **2011-2012**-Hitting Coach, Akron Aeros (Indians); **2013**-Hitting Coach, Carolina Mudcats (Indians); **2014**-Hitting Coach, Akron RubberDucks (Indians); **2015-2017**-Hitting Coach, Columbus Clippers (Indians); **2018**-Manager, Lynchburg Hillcats (Indians); **2019**-Manager, Akron RubberDucks (Indians).

Playing Career: Played six seasons in the Indians minor league system, making it to the Double-A level with the Canton-Akron Indians before his playing days concluded...named to the Carolina League All-Star team in 1990...was a 32nd round selection by the Indians in the 1988 draft out of the University of New Orleans.

Personal/Miscellaneous: Married, wife's name is Milagros...has three sons, Rouglas O.A., Rouglas O.Z. and Roberto O.

ODOR'S MANAGERIAL CAREER

YEAR	CLUB	LEAGUE	CLASS	W-L	PCT	POS.	NOTES
1999	VSL Indians	Venezuelan	Rookie	--	--	--	
2000	VSL Indians	Venezuelan	Rookie	41-16	.719	1st	VZL Champions
2001	Burlington	Appalachian	Rookie	31-37	.456	2nd	
2002	Burlington	Appalachian	Rookie	29-39	.426	4th	
2003	Burlington	Appalachian	Rookie	37-31	.544	2nd	
2004	Burlington	Appalachian	Rookie	31-35	.470	3rd	
2005	Mahoning Vy.	NY-Penn	Short A	33-43	.434	3rd	
2006	Mahoning Vy.	NY-Penn	Short A	40-36	.526	2nd	
2007	GCL Indians	Gulf Coast	Rookie	21-31	.404	3rd	
2008	GCL Indians	Gulf Coast	Rookie	27-29	.482	4th	
2018	Lynchburg	Carolina	Advanced-A	71-66	.518	5th/1st	
2019	Akron	Eastern	Double-A	61-79	.436	3rd/6th	
MINOR TOTALS				422-442	.488		



Photo credit: David Monseur

Junior Betances**Hitting Coach****Born:** May 26, 1973 in La Vega, DR**Resides:** Perth Amboy, NJ

Managerial/Coaching Highlights: Betances enters his first season as Hitting Coach for AA Akron, his 23rd in the Indians organization as a player, coach or executive... spent 2018 and 2019 as the AZL Indians 2 hitting coach...coached for Lake County in 2016 and 2017...spent 2011-2015 as the hitting coach of the AZL Indians... spent two seasons as the Director of the Indians' Dominican Academy from 2009-10...began his post-playing career as a coach with the Indians Dominican Summer League team in 2000...was the manager of the DSL Indians from 2002-2005.

Managerial/Coaching Career: **2000-2001**-Coach, DSL Indians (Indians); **2002-2005**-Manager, DSL Indians (Indians); **2006**-Administrator, Dominican Republic (Indians); **2007-2008**-Director, Dominican Operations (Indians); **2009-2010**-Director, Dominican Academy (Indians); **2011-2015**-Hitting Coach, AZL Indians (Indians); **2016**-Hitting Coach, Lake County Captains (Indians); **2017**-Bench Coach, Lake County Captains (Indians); **2018, 2019**-Hitting Coach, AZL Indians 2 (Indians).

Playing Career: Married, wife's name is Dilcia, Ramirez...has four children, sons Mike, Angel and Chris and daughter Paula...originally signed as a non-drafted free agent in 1991 by the Milwaukee Brewers...spent six seasons in the Brewers organization before being obtained by the Cleveland Indians in the 1996 Rule 5 draft... advanced as high as the Double-A level...owned a career average of .290 over nine minor league seasons.

Personal/Miscellaneous: Married, wife's name is Dilcia...has three sons (Mike, Angel and Christopher) and one daughter (Scheccid).

Tony Arnold**Pitching Coach****Born:** May 3, 1959 in El Paso, TX**Resides:** Aledo, TX

Managerial/Coaching Highlights: Arnold begins his second consecutive season as pitching coach for the RubberDucks after spending 2018 as pitching coach for Lynchburg...spent 2016-17 in the same role for Akron...2020 marks Arnold's 28th consecutive season as a pitching coach in the Indians organization since first assuming the role in 1993...helped guide staffs to league titles on three occasions, most recently with Akron in 2012 and 2016...originally began coaching career with the Los Angeles Dodgers organization in 1990.

Managerial/Coaching Career: **1990-1992**-Pitching Coach, Yakima Bears (Dodgers); **1993-1994**-Watertown Indians (Indians); **1995**-Kinston Indians (Indians); **1996-1999**-Akron Aeros (Indians); **2000-2002**-Burlington Indians (Indians); **2003-2004**-Lake County Captains (Indians); **2005**-Mahoning Valley Scrappers (Indians); **2006**-Burlington Indians (Indians); **2007**-Kinston Indians (Indians); **2008**-Akron Aeros (Indians); **2009**-Lake County Captains (Indians); **2010**-Kinston Indians (Indians); **2011-2012**-Akron Aeros (Indians); **2013-2014**-Columbus Clippers (Indians); **2015**-Lynchburg Hillcats (Indians); **2016-2017**-Akron RubberDucks (Indians); **2018**-Lynchburg Hillcats (Indians); **2019**-Akron RubberDucks (Indians).

Playing Career: Played professionally for 10 seasons in the Baltimore Orioles and Los Angeles Dodgers organizations...made his major league debut with the Orioles in 1986, appearing in 11 games...also made 27 appearances for Baltimore in 1987, his only other year in the majors.

Personal/Miscellaneous: Married, wife's name is Sara...has three children, Devin, Caroline and Avery...graduated from the University of Texas with a degree in Physical Education in 1981...was an NCAA All-American in 1981.

LYNCHBURG HILLCATS (A)



Dennis Malavé

Manager

Born: January 6, 1980 in Caracas, VZ

Resides: Goodyear, AZ

Managerial/Coaching Highlights: Malavé enters his 16th season in the Cleveland Indians organization and second as a manager, after spending 2019 in the same role for Short-A Mahoning Valley...began his coaching career with rookie level Burlington in 2005 and rookie level GCL Indians in 2006 before serving as Major League bullpen catcher with the Indians from 2007-08...coached with rookie level AZL Indians in 2009, Mahoning Valley in 2010, was hitting coach with the AZL Indians from 2011-17 and spent 2018 as the bench coach for Double-A Akron.

Managerial/Coaching Career: **2005**-Coach, Burlington Indians (Indians); **2006**-Coach, GCL Indians (Indians); **2007-2008**-Bullpen Catcher, Cleveland Indians; **2009**-Coach, AZL Indians (Indians); **2010**-Coach, Mahoning Valley Scrappers (Indians); **2011-2017**-Hitting Coach, AZL Indians (Indians); **2018**-Bench Coach, Akron RubberDucks (Indians); **2019**-Manager, Mahoning Valley Scrappers (Indians).

Playing Career: Originally signed by the Indians into the club's Venezuelan Academy in May 1997...spent parts of eight seasons in the Indians organization from 1997-2004, reaching as high as Double-A Akron in 2001...career was curtailed by a nagging wrist injury...concluded his minor league career with an average of .255 with 22 HR and 164 RBI in 472 games.

Personal/Miscellaneous: Married, wife's name is Carolina...has a daughter, Josuannis, and two sons, Josue and Joseph.

MALAVE'S MANAGERIAL CAREER

YEAR	CLUB	LEAGUE	CLASS	W-L	PCT	POS.	NOTES
2019	Mahoning Valley	NY-Penn	Short-A	37-39	.487	4th	



Falwell Field

Owen Dew**Pitching Coach****Born:** September 26, 1988 in Tallahassee, FL**Resides:** Tallahassee, FL

Managerial/Coaching Highlights: Returns for his fourth season in the Indians organization, joining Lynchburg after spending 2019 as the pitching coach in Lake County and 2018 in the same role with the AZL Indians 2..served as pitching coach for Mahoning Valley in 2017, helping the Scrappers win the Pinckney Division title on the strength of a stellar pitching staff...Under Dew, Scrappers pitchers ranked second in the New York-Penn League with a 2.92 ERA and sixth in strikeouts with 663 in 648.0 innings.

Managerial/Coaching Career: **2017**-Pitching Coach, Mahoning Valley Scrappers (Indians); **2018**-Pitching Coach, AZL Indians 2 (Indians); **2019**-Pitching Coach, Lake County (Indians).

Playing Career: The right-handed pitcher was initially drafted by Los Angeles-AL in the 33rd round of the 2009 draft out of Seminole Community College but opted to play another collegiate season for the University of Central Florida...was drafted in the 21st round by Cleveland in the 2010 draft...spent 2010-2013 in the Indians organization, logging 58 appearances and 152.1 innings in parts of three professional seasons...was named a New York-Penn League All-Star with Mahoning Valley in 2010 but his professional career was cut short by a right elbow injury in 2012.

Personal/Miscellaneous: Attended Lincoln High School in Tallahassee, Fla. before completing a Communications degree at the University of Central Florida...coached at Seminole State College (FL) for three seasons before rejoining the Indians on the Player Development side.

Grant Fink**Hitting Coach****Born:** December 14, 1990 in St. Joseph, MO**Resides:** Spokane, WA

Managerial/Coaching Highlights: Fink enters his first season as a hitting coach in the Indians organization (fourth overall)...served as a bench coach for three seasons, with Mahoning Valley in 2017 and 2019 and Lynchburg in 2018.

Managerial/Coaching Career: **2017**-Bench Coach, Mahoning Valley Scrappers (Indians); **2018**-Bench Coach, Lynchburg Hillcats (Indians); **2019**-Bench Coach, Mahoning Valley Scrappers (Indians).

Playing Career: Selected by the Indians in the 23rd round of the 2013 draft...spent three seasons in the Indians farm system...hit 13 home runs and drove in 60 runs with Lake County in 2014...played for Washington in the independent Frontier League before transitioning to coaching.

Personal/Miscellaneous: Played baseball at Missouri Western State University where he was a finalist for the 2013 Tino Martinez Award, which recognizes the most outstanding player in Division II.

Juan De La Cruz**Bench Coach****Born:** August 5, 1993 in La Guaira, VZ**Resides:** Goodyear, AZ

Managerial/Coaching Highlights: Begins his third season in the Indians organization after spending 2019 as the bench coach for Double-A Akron and 2018 as the hitting coach for the AZL Indians 1 team.

Managerial/Coaching Career: **2018**-Hitting Coach, AZL Indians 1 (Indians); **2019**-Hitting Coach, AZL Indians 1 (Indians).

Playing Career: Originally signed by the Indians in 2009, played in the Indians minor league system for eight seasons...spent his first three seasons with DSL Indians and made it as far up as Double-A Akron in 2017...in eight seasons, hit .216 in 281 games with 90 RBI and 73 runs scored.

LAKE COUNTY CAPTAINS (A)



Greg DiCenzo

Manager

Born: October 25, 1975 in Duxbury, MA

Resides: Hopkinton, MA

Managerial/Coaching Highlights: DiCenzo joins the system to manage Class-A Lake County, having spent the last 12 years as the Head Baseball Coach of Holy Cross. The Crusaders went 137-109 in Patriot League regular season play during DiCenzo's tenure, posted 20-win seasons in 10 of his 12 years and captured the first Patriot League Championship in program history in 2017.

Managerial/Coaching Career: **2002-2005**-Assistant Coach, Falmouth Commodores (Cape Cod League); **2003-2007**-Pitching Coach, Northeastern University; **2008-2019**-Head Coach, Holy Cross University

Playing Career: Played four years of baseball, one year of soccer, and four years as the kicker and punter for St. Lawrence University. DiCenzo earned All-Conference honors four times as a member of the football team.

Personal/Miscellaneous: Married, Klio...has a daughter, Nikoletta.

Jason Blanton

Pitching Coach

Born: September 10, 1979 in San Antonio, TX

Resides: Raleigh, NC

Managerial/Coaching Highlights: Enters his second season as Lake County's pitching coach and his fourth season in the Indians organization after working in the same role for Mahoning Valley in 2018 and 2019....served as a pitching coach in the Mariners organization from 2014-15.

Managerial/Coaching Career: **2014**- Pitching Coach, Pulaski Mariners (Mariners); **2015**- Pitching Coach, Everett AquaSox (Mariners); **2016**- Pitching Coach, New Britain Bees (Atlantic League); **2017**-Pitching Coach, Lake County Captains (Indians); **2018, 2019**-Pitching Coach, Mahoning Valley Scrappers (Indians).

Playing Career: Selected by the Chicago Cubs in the 12th round of the 2001 draft out of North Carolina State University...posted a 2.49 ERA in his first season across three Single-A levels in 2001...limited to only 26 games next two campaigns due to arm issues and was subsequently released with a career minor league ERA of 2.42 in 47 games...pitched in the independent Atlantic League, South Coast League and Canadian-American Association from 2005-09.

Personal/Miscellaneous: Married, Jaime...has a daughter, Isabella...hobbies include reading and spending time with his family...drafted by Boston in the 28th round of the 1998 draft out of Eastern Florida State College (Cocoa, Fla.) before attending NC State for two years...prior to joining the Mariners, worked as a pitching coach for USA Baseball at various events...spent the 2011 and 2012 seasons as pitching coach for the Harwich Mariners in the Cape Cod League...graduated from North Carolina State in 2010 with a bachelor's degree in English.

Mike Mergenthaler

Hitting Coach

Born: January 6, 1989 in Thiells, NY

Resides: Redding, CT

Managerial/Coaching Highlights: Mergenthaler enters his fourth year with the Indians and first as hitting coach with Lake County...spent last season as bench coach with Lynchburg and previous two seasons as hitting coach with DSL Indians/Brewers.

Managerial/Coaching Career: **2017-2018**-Hitting Coach, DSL Indians/Brewers; **2019**-Bench Coach, Lynchburg (Indians)

Playing Career: Selected by the San Francisco Giants in the 32nd round of the 2011 draft...the outfielder played two seasons in the minors, hitting .252 in 102 career games...played four years at University of Richmond.

Born: October 1, 1956 in Boise, ID

Resides: Willmar, MN

Managerial/Coaching Highlights: Law is set to join the Indians organization after spending 12 years as the head coach at Brigham Young University and eight seasons in player development with the Chicago White Sox organization.

Managerial/Coaching Career: **2000-2012**-Head Coach, Brigham Young University; **2013-2019**-Roving Instructor, Chicago White Sox.

Playing Career: Drafted by Pittsburgh in the 39th round of the 1978 MLB Draft from Brigham Young University. He played 11 seasons in the big leagues with Pittsburgh, Chicago (AL), Montreal, Chicago (NL), and Oakland. Law made the National League All-Star team in 1988 as a member of the Chicago Cubs.



Classic Park

MAHONING VALLEY SCRAPPERS (A)



Luke Carlin

Manager

Born: December 20, 1980 in Silver Spring, MD **Resides:** Flower Mound, TX

Managerial/Coaching Highlights: Carlin is set to begin his second stint at the helm of Mahoning Valley after previously serving as the manager for Lake County...Under Carlin, the Captains led the Midwest League in home runs (118) in 2018...made his managerial debut in 2017 with Mahoning Valley, guiding the Scrappers to a 44-29 record as they earned the Pinckney Division title...Mahoning Valley finished among the New York-Penn League's top-five in batting average, home runs and staff ERA... enters his fourth season overall coaching in the Indians organization, also serving on

the staff of the 2016 Akron RubberDucks, which won the Eastern League championship.

Managerial/Coaching Career: **2016**-Coach, Akron RubberDucks (Indians); **2017**-Manager, Mahoning Valley Scrappers (Indians); **2018, 2019**-Manager, Lake County Captains (Indians).

Playing Career: Drafted by the Detroit Tigers in the 10th round of the 2002 draft...enjoyed a 14-year professional career as a catcher, including parts of four seasons at the Major League level...made his Major League debut on May 10, 2008 with the San Diego Padres and appeared in 36 games that season...spent the 2009 season with the Arizona Diamondbacks, appearing in 10 games...joined the Cleveland Indians organization in 2010, playing in a total of 10 games at the Major League level between 2010 and 2012...briefly returned to the Cleveland organization in 2014, appearing in 61 games for Triple-A Columbus.

Personal/Miscellaneous: Married, wife's name is Kimberly...two daughters, Olivia and Evelyn Kate.

CARLIN'S MANAGERIAL RECORD

YEAR	CLUB	LEAGUE	CLASS	W-L	PCT	POS.	NOTES
2017	Mahoning Valley	NY-Penn	Short-A	44-29	.603	1st	Lost in 1st Round (0-2)
2018	Lake County	Midwest	A	60-79	.432	7th	
2019	Lake County	Midwest	A	74-64	.536	4th	Lost in 1st Round (1-2)
MINOR TOTALS				178-172	.509		

Kevin Erminio

Pitching Coach

Born: December 1, 1967 in Bronx, NY

Resides: Atlanta, GA

Managerial/Coaching Highlights: Erminio enters his first season with the Indians organization after spending the last 13 seasons as a coach with Kennesaw State University. Under his guidance, the Owls had 21 pitchers selected in the MLB draft. His career was highlighted in 2014, leading the pitching staff to a combined 3.50 ERA and saw KSU take its first ever A-Sun Championship as well as the NCAA Division I Tallahassee Regional.

Managerial/Coaching Career: **1992-1995**-Assistant Coach, Tusculum College (TN); **1999-2000**-Pitching Coach, Berry College (GA); **2001-2005**-Pitching Coach, Middle Tennessee State University (TN); **2006**-Pitching Coach, Miami University (OH); **2007-2019**-Pitching Coach, Kennesaw State University

Playing Career: Erminio was an all-conference shortstop at Tusculum College and graduated in 1991.

Personal/Miscellaneous: He has two sons, Ryan, a freshman at Clemson University, and Jack, who lives in St. Charles, IL.

Craig Massoni**Hitting Coach****Born:** October 29, 1991 in Danville, CA**Resides:** Danville, CA**Managerial/Coaching Highlights:** Massoni enters his first season coaching in professional baseball...spent 2019 as a Volunteer Assistant Coach at Missouri State and 2017 in the same role at Austin Peay State.**Managerial/Coaching Career:** **2017**-Volunteer Assistant, Arkansas State University (AR), **2017**-Infield and Hitting Coach, Arkansas State University (AR), **2018**-Hitting Coach, Arkansas State University (AR), **2019**-Hitting Coach, Missouri State University (MO).**Playing Career:** Selected by the San Francisco Giants in the 33rd round of the 2013 draft...played two seasons in the minors, hitting .258 in 102 career games...spent three seasons playing for Lake Erie, Gateway and Southern Illinois in the Independent Frontier League, hitting .239 in 231 games...played two seasons at Chabot College in Hayward, CA and one season at Austin Peay State...was named Ohio Valley Conference Player of the Year after hitting .385 with 16 home runs and 68 RBI in 2013.**Personal/Miscellaneous:** Enjoys golf in his free time.**JT Maguire****Bench Coach****Born:** March 1, 1986 in Baltimore, MD**Resides:** Phoenix, AZ**Managerial/Coaching Highlights:** Entering his second season as a professional coach, coming to the Cleveland Indians organization after two seasons as an assistant coach and recruiting coordinator at Lander University (S.C.)...served as an assistant coach at Wofford College (S.C.) from 2015-2016 and at Hartford Community College (Md.) from 2013-2014.**Managerial/Coaching Career:** **2013-2014**-Assistant Coach, Hartford Community College (Md.); **2015-2016**-Assistant Coach, Wofford College (S.C.); **2017-2018**-Assistant Coach/Recruiting Coordinator, Lander University (S.C.); **2019**-Bench Coach, AZL Indians 1 (Indians)**Playing Career:** Began his collegiate playing career at Delaware Tech Community College before playing his final two seasons at St. Andrews Presbyterian College (N.C.).

ARIZONA LEAGUE INDIANS (ROOKIE)



Jerry Owens

AZL Indians Blue Manager

Born: February 16, 1981 in Hollywood, CA

Resides: Phoenix, AZ

Managerial/Coaching Highlights: Owens begins his first season as manager of the AZL Indians Blue squad after serving the previous two seasons with Indians Red and a second-place finish 27-29 (.482) in 2019...made his professional coaching debut in 2017 with Triple-A Columbus (Indians).

Managerial/Coaching Career: **2017**-Coach, Columbus Clippers (Indians); **2018, 2019**-Manager, AZL Indians 2 (Indians).

Playing Career: Drafted by the Montreal Expos in the 2nd round of the 2003 draft...spent seven seasons as an outfielder in the Montreal, Seattle and Chicago-AL organizations...appeared in parts of four seasons at the Major League level for the White Sox (2006-2009)...batted .262 (103-for-393) with 1 HR, 18 RBI and 36 steals in 129 Major League games...returned to baseball in 2013 after a four-year absence due to shoulder surgery, playing in the independent Atlantic League...retired from baseball after the 2016 campaign following four seasons in the Mexican League.

Personal/Miscellaneous: Married...has two daughters, Maya and Olivia...originally attended UCLA to play football before switching to baseball.

OWENS' MANAGERIAL RECORD

YEAR	CLUB	LEAGUE	CLASS	W-L	PCT	POS.	NOTES
2018	AZL Indians 2	Arizona	Rookie	32-24	.571	2nd	Lost in Semifinals
2019	AZL Indians Red	Arizona	Rookie	27-29	.482	5th	Did Not Qualify

Jordan Becker

AZL Indians Blue Hitting Coach

Born: October 31, 1990 in Prescott, AZ

Resides: Glendale, AZ

Managerial/Coaching Highlights: Will begin his second season in professional baseball as the hitting coach for the AZL Indians Blue...joined the Cleveland Indians organization after two seasons as the first base coach at New Mexico State University, helping the Aggies to an NCAA Regional appearance in 2018...spent 2016 as an assistant coach at Riverside Community College (Calif.) and was an assistant varsity coach at Cajon High School in San Bernardino, CA from 2011-2015...served as co-head coach of the Corona Adrenaline College Summer Baseball team in 2016.

Managerial/Coaching Career: **2011-2015**-Assistant Coach, Cajon (Calif.) High School; **2016**-Assistant Coach, Riverside Community College (Calif.); **2017-2018**-First Base Coach, New Mexico State University; **2019**-Hitting Coach, AZL Indians Red (Indians).

Personal/Miscellaneous: Married, wife's name is Jaqueline...brother, Branden Becker, plays in the Baltimore Orioles organization.

Kyle Lindquist

AZL Indians Blue Bench Coach

Born: April 18, 1990 in Columbus, OH

Resides: Goodyear, AZ

Managerial/Coaching Highlights: Lindquist enters his first season as a coach in the Indians organization...joined the Indians from Davidson College where he was a Volunteer Assistant Coach in 2019...prior to Davidson, spent five seasons (2014-18) as an Assistant Coach at Denison University.

Playing Career: The right-handed pitcher played four seasons at Marietta College (Ohio) and was a three-time All-OAC selection and a 2012 All-American...led Marietta to back-to-back National Championships in 2011 and 2012...went 2-3 with a 3.36 ERA over 43 appearances in two professional seasons.

Personal/Miscellaneous: Attended Worthington Kilbourne High School in Columbus, Ohio

Mike Steele**AZL Indians Blue Pitching Coach****Born:** August 22, 1978 in Mt. Pleasant, MI**Resides:** Phoenix, AZ

Managerial/Coaching Highlights: Steele enters his first season as the pitching coach for AZL Indians Blue after spending the previous two seasons as the pitching coach at Wichita State University, where the Shockers lowered their team ERA by over two points (5.97 to 3.91) during his tenure...served as the pitching coach at Long Beach State University from 2015-2016...spent seven seasons in the Pittsburgh Pirates organization, including six as a pitching coach in the minor leagues...began his coaching career as the pitching coach at Michigan State University from 2006-2007.

Managerial/Coaching Career: 2006-2007-Pitching Coach, Michigan State University; 2008-Pitching Coach, Lynchburg Hillcats (Pirates); 2009-2010-Pitching Coach, State College Spikes (Pirates); 2011-2012-Pitching Coach, Bradenton Marauders (Pirates); 2013-Pitching Coach, Jamestown Jammers (Pirates); 2014-Area Scout (Pirates); 2015-2016-Pitching Coach, Long Beach State University; 2017-18-Pitching Coach, Wichita State University; 2019-Pitching Coach, AZL Indians Red (Indians).

Playing Career: Played collegiately at St. Clair County Community College (MI), Grand Rapids Community College (MI) and Central Michigan University...drafted in the 29th round of the 2000 draft by the Detroit Tigers...retired following the 2005 season after pitching five seasons in the Tigers and Mariners organizations.

Personal/Miscellaneous: Married, wife's name is Lydia...has four children, Maggie Grace (13), Caleb (11), Merritt (8) and Cullen (1).

**Ken Knutson****AZL Indians Red Manager****Born:** March 22, 1983 in Sisseton, SD**Resides:** Chandler, AZ

Managerial/Coaching Highlights: Knutson enters his first season as manager for the AZL Indians Red after previously serving as the pitching programs & rehab coordinator...joined the Cleveland organization in 2015 from Arizona State University where he served as pitching coach...previously was the head coach at the University of Washington from 1993-2009.

Managerial/Coaching Career: 1993-2009-Head Coach, University of Washington; 2009-2014-Pitching Coach, Arizona State University; 2015-2019-Throwing Programs & Rehab Coordinator, Cleveland Indians.

Playing Career: In 1981, Knutson compiled a 5-2 record with a 2.89 ERA, helping lead Washington to a Pac-10 Northern Division title, their first since 1959. He was a First Team All-Pac-10 selection that season after transferring from Seattle University, where he was an all-league performer.

Personal/Miscellaneous: Married, wife's name is Pam... they have three children- Halie, Andrew, and Camille.

Chris Smith**AZL Indians Red Hitting Coach****Born:** April 29, 1991 in Decatur, GA**Resides:** Tampa, FL

Managerial/Coaching Highlights: Begins his second season as a professional coach...Smith came to the Tribe from Hillsborough Community College (FL)...served as an assistant coach at St. Petersburg College (FL) from 2016-18 before joining the Pittsburgh Pirates as an minor league operations intern...began his coaching career as an assistant coach at the College of Central Florida from 2015-2016...spent the summer of 2017 as an assistant coach for the Wisconsin Woodchucks of the Northwest League...managed the North Jersey Eagles of the Atlantic Collegiate Baseball League in the summers of 2015 and 2016.

Managerial/Coaching Career: 2015-16 - Assistant Coach, College of Central Florida; Manager, North Jersey Eagles (Atlantic Collegiate Baseball League); 2017 - Assistant Coach, Wisconsin Woodchucks (Northwoods League); 2016-18 - Assistant Coach, St. Petersburg College (FL); 2018- Minor League Operations Intern, Pittsburgh Pirates; Assistant Coach, Hillsborough Community College (FL).

Playing Career: Began his collegiate career at Ellsworth Community College (IA) before spending three seasons at Wagner College (NY), earning All-Northeast Conference honors as a junior and senior.

Personal/Miscellaneous: Has a girlfriend, Courtney...enjoys golfing and reading in his spare time.

INDIANS DOMINICAN SUMMER LEAGUE (ROOKIE)



José Mejía

DR Academy Field Coordinator

Born: March 19, 1976 in Santo Domingo, DR **Resides:** Santo Domingo, DR

Managerial/Coaching Highlights: Begins his eighth season in the Indians organization with the club's Dominican Summer League team, his second as Field Coordinator after spending the past six seasons as the club's manager...marks his 20th season as a manager, coach or coordinator in the professional ranks...spent 2007-2012 as manager of the Royals' Dominican Summer League squad...began his coaching career in the Dodgers organization as a coach for the Dominican Summer League team and worked in that capacity for seven seasons before joining the Royals.

Managerial/Coaching Career: **2000-2006**-Coach, DSL Dodgers (Dodgers); **2007-2012**-Manager, DSL Royals (Royals); **2013-2018**-Manager, DSL Indians (Indians); **2019**-DR Academy Field Coordinator (Indians)

Playing Career: Originally signed with the Los Angeles Dodgers in 1993...played professionally for four seasons in the Dodgers and Braves systems.

Personal/Miscellaneous: Married, wife's name is Mariana...has four children, Alejandro, Cristopher, José and Saymon, and the couple is expecting their fifth child, James Alejandro, in March.



Jesus Tavárez

DSL Indians Co-Op Manager

Born: March 25, 1971 in Santo Domingo, DR **Resides:** Santo Domingo, DR

Managerial/Coaching Highlights: Begins his seventh season in the Indians organization with the club's Dominican Summer League team, his second as manager after spending the past six seasons as an outfield coach...began his coaching career in 2007 with the San Francisco Giants organization, serving as a manager of the DSL Giants from 2007-2012. Led the DSL Giants to a 274-145 record, including two league championships, three championship series appearances and four division titles.

Managerial/Coaching Career: **2007-2012**-Manager, DSL Giants (Giants); **2014-2018**-Outfield Coach, DSL Indians (Indians); **2019**-Manager, DSL Indians (Indians)

Playing Career: Signed as a non-drafted free agent by the Seattle Mariners in 1989 and was drafted by the Florida Marlins with the 26th pick in the 1992 expansion draft...played parts of five seasons in the Major Leagues with the Florida Marlins, Boston Red Sox and Baltimore Orioles, hitting .239 with three home runs and 33 RBI over 228 games...concluded his career in the Korean Baseball Association in 2000 and 2001.

Personal/Miscellaneous: Married, wife's name is Maribel...has two children, Jesus Jr. and Altigracia Maribel.

TAVÉREZ MANAGERIAL RECORD

YEAR	CLUB	LEAGUE	CLASS	W-L	PCT	POS.	NOTES
2007	DSL Giants	DSL	Rookie	49-21	.700	1st	
2008	DSL Giants	DSL	Rookie	50-20	.714	1st	Lost in DSL Finals
2009	DSL Giants	DSL	Rookie	52-19	.732	1st	Won DSL Championship
2010	DSL Giants	DSL	Rookie	46-25	.648	1st	Won DSL Championship
2011	DSL Giants	DSL	Rookie	35-32	.522	4th	
2012	DSL Giants	DSL	Rookie	42-28	.600	2nd	
2019	DSL Indians	DSL	Rookie	26-41	.388	7th	
MINOR TOTALS				300-186	.617		



Omír Santos

DSL Manager

Born: April 29, 1981 in Bayamon, PR

Resides: Kissimmee, FL

Managerial/Coaching Highlights: Begins his first season as manager for the DSL Indians...made his professional coaching debut with Triple-A Columbus (Indians) in 2016 before serving as bench coach for Double-A Akron (Indians) in 2017.

Managerial/Coaching Career: **2016**-Coach, Columbus Clippers (Indians); **2017**-Bench Coach, Akron RubberDucks (Indians); **2018-2019**-Bench Coach, Mahoning Valley Scrappers (Indians).

Playing Career: Drafted by the New York Yankees in the 21st round of the 2001 draft...had a 12-year professional career as a catcher, including 122 games at the Major League level over five seasons...played for the Baltimore Orioles (2008), New York Mets (2009), Detroit Tigers (2011-12) and Cleveland Indians (2013)...batted .248 (80-for-322) with 7 HR and 41 RBI in 122 Major League games...appeared in one game for the Tribe and 62 games for Triple-A Columbus in 2013...retired after spending the 2014 season with Triple-A Indianapolis (Pittsburgh).

Personal/Miscellaneous: Married, wife's name is Delitza...has a son, Omir...attended East Central Junior College in Missouri.

AGUILAR, Daniel**OF**HEIGHT: 5-10
WEIGHT: 175BATS: L
THROWS: LBORN: September 16, 2000 in Turbaco, Colombia
RESIDES: Turbaco, Colombia
OBTAINED: Non-Drafted Free Agent (10/9/17)

YEAR	CLUB	AVG	G	AB	R	H	2B	3B	HR	RBI	SH	SF	HBP	BB	SO	SB	CS	SLG	OBP	OPS	E
2018	DSL Indians	.283	42	127	27	36	6	3	0	12	3	2	1	28	36	8	7	.378	.411	.789	5
2019	DSL Indians	.305	20	59	11	18	5	1	1	5	0	1	1	9	11	5	0	.475	.400	.875	3
Minor Lge. Totals		.290	62	186	38	54	11	4	1	17	3	3	2	37	47	13	7	.409	.408	.816	8

AIKEN, Brady**LHP**HEIGHT: 6-4
WEIGHT: 205BATS: L
THROWS: LBORN: August 16, 1996 in Cardiff by the Sea, CA
RESIDES: Cardiff by the Sea, CA
OBTAINED: 1st Round Selection (17th overall) by Indians in June, 2015 Draft
SCHOOL: IMG Academy (FL)/ Cathedral Catholic HS (SD, CA)

CAREER HIGHLIGHTS: 2015 - Enrolled at the IMG Academy and made one appearance before undergoing "Tommy John" surgery on March 26... ranked as the No. 3 prospect and Best Curveball in the Indians Farm System by **Baseball America** entering the 2016 season...ranked No. 99 on **ESPN's** Top 100 prospect list entering the 2016 season...**2014** - Named a 2014 **Perfect Game** USA 1st Team All-American and led Team USA to the gold medal at the 18U World Cup in Taiwan in September 2013...selected by the Houston Astros with the 1st overall pick in the 2014 Draft but did not sign...was the fifth LHP to be selected No. 1 overall and the first since David Price (Tampa Bay) in 2007.

YEAR	CLUB	W-L	ERA	G	GS	CG	SHO	SV	IP	H	R	ER	HR	HB	BB	SO	WP	BK	AVG	SLG	OBP
2016	Mahoning Valley	2-1	4.43	5	5	0	0	0	22.1	20	12	11	3	1	8	22	2	0	.233	.419	.299
	AZL Indians	0-4	7.13	9	8	0	0	0	24.0	32	26	19	1	0	13	35	1	0	.308	.423	.385
2017	Lake County	5-#13	4.77	27	*27	0	0	0	132.0	134	83	70	12	6	*101	89	13	1	.277	.409	.404
2018									DID NOT PLAY												
2019	Lake County	0-0	40.50	2	0	0	0	0	0.2	1	3	3	0	0	6	1	2	0	.333	.667	.778
Minor Lge. Totals		7-18	5.18	43	40	0	0	0	179.0	187	124	103	16	7	128	147	18	1	.276	.414	.393

ALFONSECA, Pedro**OF**HEIGHT: 6-0
WEIGHT: 178BATS: R
THROWS: RBORN: September 4, 1997 in Santo Domingo, DR
RESIDES: Overland Park, KS
OBTAINED: 17th Round Selection by Indians in June, 2017 Draft
SCHOOL: Black Hawk CC (IL)

CAREER HIGHLIGHTS: 2017 - Placed on DL with left shin stress reaction July 6 and missed the remainder of season.

YEAR	CLUB	AVG	G	AB	R	H	2B	3B	HR	RBI	SH	SF	HBP	BB	SO	SB	CS	SLG	OBP	OPS	E
2017	AZL Indians	.250	2	8	2	2	0	1	0	0	0	0	0	0	3	1	0	.500	.250	.750	0
2018	AZL Indians Blue	.216	31	111	28	24	3	3	2	14	0	0	6	7	35	7	1	.351	.298	.650	2
2019	AZL Indians Blue	.303	20	89	24	27	7	0	5	17	0	1	4	4	29	9	1	.551	.357	.908	4
	Mahoning Valley	.143	22	70	7	10	0	0	2	9	1	0	3	6	23	4	1	.229	.241	.469	2
Minor Lge. Totals		.227	75	278	61	63	10	4	9	40	1	1	13	17	90	21	3	.388	.301	.689	8

ALVAREZ, Manuel**RHP**HEIGHT: 6-3
WEIGHT: 200BATS: R
THROWS: RBORN: September 17, 1995 in Santo Domingo, DR
RESIDES: Bona0, DR
OBTAINED: Non-Drafted Free Agent (6/9/17)

CAREER HIGHLIGHTS: 2018 - Tied for 6th in New York-Penn League in appearances (22).

YEAR	CLUB	W-L	ERA	G	GS	CG	SHO	SV	IP	H	R	ER	HR	HB	BB	SO	WP	BK	AVG	SLG	OBP
2018	Lake County	1-2	10.97	12	0	0	0	0	10.2	14	15	13	1	1	7	10	7	2	.333	.548	.431
	Mahoning Valley	1-0	2.28	22	0	0	0	5	27.2	14	10	7	1	3	18	26	5	0	.151	.194	.304
2019	Lake County	4-1	2.90	30	0	0	0	9	40.1	30	22	13	3	1	28	47	13	0	.204	.299	.330
	Lynchburg	1-0	6.00	11	0	0	0	0	15.0	15	10	10	0	0	12	20	6	0	.263	.386	.386
Minor Lge. Totals		7-3	4.13	75	0	0	0	14	93.2	73	57	43	5	5	65	103	31	2	.215	.316	.345

AMDITIS, Mike**C**

HEIGHT: 5-11 BATS: R BORN: August 14, 1997 in Boca Raton, FL
 WEIGHT: 190 THROWS: R RESIDES: Miami, FL
 SIGNED BY: Jhonathan Leyba OBTAINED: 21st Round Selection by Indians in June, 2019 Draft
 SCHOOL: Boca Raton Community HS (FL)

YEAR	CLUB	AVG	G	AB	R	H	2B	3B	HR	RBI	SH	SF	HBP	BB	SO	SB	CS	SLG	OBP	OPS	E
2019	AZL Indians Blue	.252	36	115	21	29	10	1	1	15	0	1	1	20	25	0	1	.383	.365	.748	7

ALMONTE, Luis**RHP**

HEIGHT: 5-10 BATS: R BORN: July 19, 1999 in Villa Altigracia, DR
 WEIGHT: 184 THROWS: R RESIDES: Villa Altigracia, DR
 OBTAINED: Signed to a minor league contract (4/9/19)

YEAR	CLUB	W-L	ERA	G	GS	CG	SHO	SV	IP	H	R	ER	HR	HB	BB	SO	WP	BK	AVG	SLG	OBP
2019	DSL Indians	0-1	3.60	14	0	0	--	1	25.0	21	14	10	1	3	15	25	6	1	.233	.311	.358

ANTUNEZ, Wuilfredo**OF**

HEIGHT: 6-0 BATS: L BORN: May 16, 2002 in Rio Tucani, VZ
 WEIGHT: 150 THROWS: R RESIDES: San Jose, Estado Sucre, VZ
 OBTAINED: Signed to a minor league contract (4/25/19)

YEAR	CLUB	AVG	G	AB	R	H	2B	3B	HR	RBI	SH	SF	HBP	BB	SO	SB	CS	SLG	OBP	OPS	E
2019	DSL Indians	.261	15	46	3	12	4	2	0	8	0	0	2	5	10	2	0	.435	.358	.793	1

ARIAS, Skylar**LHP**

HEIGHT: 6-3 BATS: L BORN: June 30, 1997 in Jacksonville, FL
 WEIGHT: 190 THROWS: L RESIDES: Orange Park, FL
 SIGNED BY: David Compton OBTAINED: 24th Round Selection by Indians in June, 2016 Draft
 SCHOOL: Tallahassee CC

YEAR	CLUB	W-L	ERA	G	GS	CG	SHO	SV	IP	H	R	ER	HR	HB	BB	SO	WP	BK	AVG	SLG	OBP
2016	AZL Indians	1-1	3.72	11	0	0	0	0	19.1	18	11	8	0	1	3	20	3	1	.234	.390	.268
2017	AZL Indians	0-0	1.23	5	0	0	0	0	7.1	2	2	1	1	0	4	14	0	0	.083	.208	.214
2018	Lake County	0-1	4.63	15	0	0	0	1	23.1	24	14	12	1	3	15	33	3	0	.267	.367	.385
	Mahoning Valley	0-0	1.64	7	0	0	0	0	11.0	10	2	2	0	1	2	18	0	0	.238	.357	.289
2019	Lake County	4-1	1.79	34	1	0	0	3	60.1	35	12	12	1	17	30	71	5	1	.173	.223	.327
	Lynchburg	0-0	1.42	5	0	0	0	0	6.1	3	1	1	0	0	2	10	0	0	.143	.143	.217
	Minor Lge. Totals	5-3	2.54	77	1	0	0	4	127.2	92	42	36	3	22	56	166	11	2	.202	.287	.316

ARTILES, Remy**RHP**

HEIGHT: 6-0 BATS: R BORN: January 17, 2002 in Montecristi, DR
 WEIGHT: 160 THROWS: R RESIDES: Montecristi, DR
 OBTAINED: Non-Drafted Free Agent (11/11/18)

YEAR	CLUB	W-L	ERA	G	GS	CG	SHO	SV	IP	H	R	ER	HR	HB	BB	SO	WP	BK	AVG	SLG	OBP
2019	DSL Indians	0-0	4.82	6	0	0	0	0	9.1	12	5	5	1	0	6	3	4	0	.353	.500	.439
	DSL Co-Op	0-0	6.98	10	0	0	0	1	19.1	25	19	15	2	1	12	20	1	0	.309	.469	.392
	Minor Lge. Totals	0-0	6.28	16	0	0	0	1	28.2	37	24	20	3	1	18	23	5	0	.322	.478	.406

BÁEZ, Jose**INF**

HEIGHT: 5-9 BATS: S BORN: August 30, 2002 in Bani, DR
 WEIGHT: 146 THROWS: R RESIDES: Bani, DR
 OBTAINED: Non-Drafted Free Agent (8/31/18)

CAREER HIGHLIGHTS: Younger brother of Indians infielder José Ramírez.

YEAR	CLUB	AVG	G	AB	R	H	2B	3B	HR	RBI	SH	SF	HBP	BB	SO	SB	CS	SLG	OBP	OPS	E
2019	DSL Indians	.267	5	15	3	4	0	0	0	3	0	1	0	5	4	0	0	.267	.429	.695	10
	DSL Co-Op	.227	50	163	18	37	5	1	0	9	0	1	4	24	42	3	2	.270	.339	.608	10
	Minor Lge. Totals	.230	55	178	21	41	5	1	0	12	0	2	4	29	46	3	2	.270	.348	.618	20

PLAYER DEVELOPMENT

BARTLETT, Will**1B/OF**

HEIGHT: 6-3
 WEIGHT: 215
 SIGNED BY: Steffan Segui
 SCHOOL: IMG Academy (FL)

BATS: R
 THROWS: R

BORN: February 2, 2001 in Palo Alto, CA
 RESIDES: Bradenton, FL
 OBTAINED: 9th Round Selection by Indians in June, 2019 Draft

CAREER HIGHLIGHTS: 2019- Led AZL Indians Red in batting average (.268), on-base percentage (.386), slugging percentage (.379), doubles (12), walks (29), and extra-base hits (14).

YEAR	CLUB	AVG	G	AB	R	H	2B	3B	HR	RBI	SH	SF	HBP	BB	SO	SB	CS	SLG	OBP	OPS	E
2019	AZL Indians Red	.268	44	153	21	41	12	1	1	18	0	1	1	29	48	2	0	.379	.386	.765	3

BATISTA, Dahan**RHP**

HEIGHT: 6-1
 WEIGHT: 170

BATS: R
 THROWS: R

BORN: March 15, 2000 in Cartagena, Colombia
 RESIDES: Cartagena, Colombia
 OBTAINED: Non-Drafted Free Agent (2/20/19)

YEAR	CLUB	W-L	ERA	G	GS	CG	SHO	SV	IP	H	R	ER	HR	HB	BB	SO	WP	BK	AVG	SLG	OBP
2019	DSL Indians	0-0	5.87	4	0	0	--	1	7.2	8	6	5	0	2	4	7	5	0	.258	.355	.368
	DSL Co-Op	1-4	5.32	14	0	0	--	0	23.2	29	18	14	1	5	7	16	9	0	.309	.457	.383
Minor Lge. Totals		1-4	5.46	18	0	0	--	1	31.1	37	24	19	1	7	11	23	14	0	.296	.432	.379

BENSON, Will**OF**

HEIGHT: 6-5
 WEIGHT: 215
 SIGNED BY: CT Bradford
 SCHOOL: Westminster Schools (GA)

BATS: L
 THROWS: L

BORN: June 16, 1998 in Atlanta, GA
 RESIDES: Atlanta, GA
 OBTAINED: 1st Round Selection (14th overall) by Indians in June, 2016 Draft

CAREER HIGHLIGHTS: 2019- Led Lake County in home runs (18), 2nd on the team in runs batted in (55), and 3rd in extra-base hits (33)... Named **MILB.com** Organizational All-Star... 2018- Voted Best Athlete in Indians Farm System by **Baseball America** entering 2019 season... named Midwest League Mid-Season All-Star... led the Midwest League in home runs (22), finished 3rd in walks (82) and tied for 9th in games played (123)... led Lake County in home runs (22), RBI (58), walks (82), games played (123) and runs (54)... 2017 - Tied for New York-Penn League lead with 10 home runs... also led league in HR/AB ratio (1/20.20) and ranked 3rd in RBI (36)... named Best Athlete in Indians organization entering 2018 by **Baseball America**... 2016 - Named 2016 Rawlings Perfect Game All-American 1st Team... selected to USA 18U National Team, including a trip to the WBSC 18U Baseball World Cup in Nishinomiya, Japan.

YEAR	CLUB	AVG	G	AB	R	H	2B	3B	HR	RBI	SH	SF	HBP	BB	SO	SB	CS	SLG	OBP	OPS	E
2016	AZL Indians	.209	44	158	31	33	10	3	6	27	0	0	4	22	60	10	2	.424	.321	.745	1
2017	Mahoning Valley	.238	56	202	29	48	8	5	#10	36	0	0	3	31	80	7	1	.475	.347	.823	2
2018	Lake County	.180	123	416	54	75	11	1	*22	58	0	1	7	82	152	12	6	.370	.324	.694	8
2019	Lake County	.272	62	217	44	59	12	3	18	55	0	5	0	37	78	18	2	.604	.371	.974	3
	Lynchburg	.189	61	217	29	41	9	2	4	23	0	5	2	31	73	9	2	.304	.290	.594	0
Minor Lge. Totals		.212	346	1210	187	256	50	14	60	199	0	11	16	203	443	56	13	.425	.330	.755	14

BERARDI, Jesse**INF**

HEIGHT: 5-10
 WEIGHT: 185
 SIGNED BY: Pat Shortt
 SCHOOL: St. John's

BATS: L
 THROWS: R

BORN: January 13, 1996 in Mineola, NY
 RESIDES: Commack, NY
 OBTAINED: 10th Round Selection by Indians in June, 2017 Draft

CAREER HIGHLIGHTS: 2019- Spent June 9-June 16 & July 11-August 23 on the IL with right hamstring strain. 2018- Spent July 19-August 3 on the DL with left hamstring strain. 2017- Named New York-Penn League Mid-Season All-Star... in final NCAA season, led St. John's to regionals after hitting .356 (80-for-225) with 10 2B, 4 HR and 47 RBI in 55 games... reached base in 37 straight games and ranked in top-100 nationally in batting average, on-base percentage and hits per game... was All-Big East first-team selection and CoSIDA Academic All-American second-team choice.

YEAR	CLUB	AVG	G	AB	R	H	2B	3B	HR	RBI	SH	SF	HBP	BB	SO	SB	CS	SLG	OBP	OPS	E
2017	Mahoning Valley	.284	38	155	16	44	7	0	1	15	0	1	1	6	31	2	3	.348	.313	.661	8
2018	Lake County	.234	69	261	30	61	13	2	3	21	0	3	3	19	54	11	2	.333	.290	.624	4
2019	Lake County	.271	66	236	22	64	13	1	3	27	1	2	1	19	39	3	5	.373	.326	.698	12
	AZL Indians Red	.250	6	20	4	5	1	0	0	3	0	0	0	1	3	0	0	.300	.286	.586	2
Minor Lge. Totals		.259	179	672	72	174	34	3	7	66	1	6	5	45	127	16	10	.350	.308	.658	26

BRACHO, Aaron**INF**

HEIGHT: 5-11
 WEIGHT: 175

BATS: S
 THROWS: R

BORN: April 24, 2001 in El Tigrito, VZ
 RESIDES: El Tigre, VZ
 OBTAINED: Non-Drafted Free Agent (7/2/17)

CAREER HIGHLIGHTS: 2019- Led AZL Indians Blue in walks (23), was 2nd in extra-base hits (16), tied for 2nd in home runs (6), and 3rd in runs batted in (29). Listed as the Indians No. 7 overall prospect according to *MLB.com*.

YEAR	CLUB	AVG	G	AB	R	H	2B	3B	HR	RBI	SH	SF	HBP	BB	SO	SB	CS	SLG	OBP	OPS	E
2019	AZL Indians Blue	.296	30	108	25	32	10	2	6	29	0	4	2	23	21	4	1	.593	.416	1.009	6
	Mahoning Valley	.222	8	27	5	6	1	0	2	4	0	0	0	5	8	0	0	.481	.344	.825	2
Minor Lge. Totals		.281	38	135	30	38	11	2	8	33	0	4	2	28	29	4	1	.570	.402	.973	8

BRENNAN, Will**OF**

HEIGHT: 6-0
WEIGHT: 190
SIGNED BY: Kyle Bamberger
SCHOOL: Kansas State

BATS: L
THROWS: L
BORN: February 2, 1998 in Colorado Springs, CO
RESIDES: Stillwell, KS
OBTAINED: 8th Round Selection by Indians in June, 2019 Draft

YEAR	CLUB	AVG	G	AB	R	H	2B	3B	HR	RBI	SH	SF	HBP	BB	SO	SB	CS	SLG	OBP	OPS	E
2019	AZL Indians Blue	.306	31	121	26	37	7	3	1	23	0	2	15	6	5	4	.438	.386	.824	1	
	Mahoning Valley	.215	26	93	12	20	4	1	0	10	1	0	3	10	11	4	.280	.311	.591	0	
Minor Lge. Totals		.266	57	214	38	57	11	4	1	33	1	2	5	25	17	9	.369	.354	.723	1	

BRETON, Albert**RHP**

HEIGHT: 6-3
WEIGHT: 165

BATS: R
THROWS: R
BORN: October 7, 2000 in Moca, DR
RESIDES: Moca, DR
OBTAINED: Non-Drafted Free Agent (1/2/19)

YEAR	CLUB	W-L	ERA	G	GS	CG	SHO	SV	IP	H	R	ER	HR	HB	BB	SO	WP	BK	AVG	SLG	OBP
2019	DSL Co-Op	0-3	4.46	11	11	0	--	0	42.1	35	25	21	0	12	21	24	18	0	.240	.308	.374
	DSL Indians	0-0	1.54	3	3	0	--	0	11.2	12	3	2	0	0	3	5	1	1	.267	.333	.313
Minor Lge. Totals		0-3	3.83	14	14	0	--	0	54.0	47	28	23	0	12	24	29	19	1	.246	.314	.361

BRITO, Serafino**RHP**

HEIGHT: 6-0
WEIGHT: 200
SIGNED BY: Mike Kanen
SCHOOL: Rutgers

BATS: R
THROWS: R
BORN: April 28, 1997 in Brooklyn, NY
RESIDES: Oakland, NJ
OBTAINED: 28th Round Selection by Indians in June, 2019 Draft

YEAR	CLUB	W-L	ERA	G	GS	CG	SHO	SV	IP	H	R	ER	HR	HB	BB	SO	WP	BK	AVG	SLG	OBP
2019	AZL Indians Red	0-0	1.86	6	0	0	0	0	9.2	12	3	2	0	1	0	9	3	0	.300	.425	.317
	Mahoning Valley	3-2	1.25	9	0	0	0	0	21.2	9	5	3	0	1	7	17	6	0	.127	.183	.213
Minor Lge. Totals		3-2	1.44	15	0	0	0	0	31.1	21	8	5	0	2	7	26	9	0	.189	.270	.248

BROOKS, Trenton**OF**

HEIGHT: 6-0
WEIGHT: 180
SIGNED BY: Don Lyle
SCHOOL: Nevada

BATS: L
THROWS: L
BORN: July 3, 1995 in Alpine, CA
RESIDES: Alpine, CA
OBTAINED: 17th Round Selection by Indians in June, 2016 Draft

CAREER HIGHLIGHTS: 2018 - Finished tied for 3rd in the Carolina League in doubles (.281) and tied for 7th in on-base percentage (.362)...led Lynchburg in batting average (.281) and on-base percentage (.362) and tied for team lead in RBI (52).

YEAR	CLUB	AVG	G	AB	R	H	2B	3B	HR	RBI	SH	SF	HBP	BB	SO	SB	CS	SLG	OBP	OPS	E
2016	AZL Indians	.222	35	126	12	28	9	0	0	10	3	3	1	8	18	3	2	.294	.268	.562	1
2017	Lynchburg	.000	3	7	0	0	0	0	0	0	0	0	0	1	0	0	.000	.000	.000	1	
	Lake County	.214	29	112	11	24	5	0	1	8	0	0	2	12	26	0	1	.286	.302	.587	1
2018	Lynchburg	.281	107	388	47	109	28	3	5	52	1	5	7	45	66	2	1	.407	.362	.769	3
2019	Akron	.274	65	241	28	66	22	3	9	36	0	1	2	20	38	1	0	.502	.333	.835	3
	Lynchburg	.213	49	174	19	37	11	0	3	18	3	2	2	22	26	0	2	.328	.305	.633	2
Minor Lge. Totals		.252	288	1048	117	264	75	6	18	124	7	11	14	107	175	6	6	.386	.326	.713	11

BROOM, Robert**RHP**

HEIGHT: 6-1
WEIGHT: 190
SIGNED BY: CT Bradford
SCHOOL: Mercer

BATS: R
THROWS: R
BORN: September 17, 1996 in East Ridge, TN
RESIDES: Rising Fawn, GA
OBTAINED: 10th Round Selection by Indians in June, 2018 Draft

YEAR	CLUB	W-L	ERA	G	GS	CG	SHO	SV	IP	H	R	ER	HR	HB	BB	SO	WP	BK	AVG	SLG	OBP
2018	Lake County	2-1	1.17	17	0	0	0	2	23.0	11	3	3	0	2	10	30	1	0	.141	.154	.250
	AZL Indians Red	0-0	1.69	5	0	0	0	2	5.1	5	2	1	0	0	9	1	0	.250	.350	.250	
2019	Akron	1-2	0.96	25	0	0	0	1	37.1	19	5	4	2	3	14	35	0	0	.148	.234	.248
	Lynchburg	1-1	0.36	17	0	0	0	2	24.2	13	4	1	0	2	9	35	3	0	.149	.149	.245
Minor Lge. Totals		4-4	0.90	64	0	0	0	7	90.1	48	14	9	2	7	33	109	5	0	.153	.198	.248

BROWN, Jordan**INF**

HEIGHT: 6-3
WEIGHT: 185
SIGNED BY: Carlos Muñiz
SCHOOL: Junipero Serra HS (CA)

BATS: R
THROWS: R
BORN: September 9, 2001 in Inglewood, CA
RESIDES: Inglewood, CA
OBTAINED: 6th Round Selection by Indians in June, 2019 Draft

YEAR	CLUB	AVG	G	AB	R	H	2B	3B	HR	RBI	SH	SF	HBP	BB	SO	SB	CS	SLG	OBP	OPS	E
2019	AZL Indians Red	.123	26	65	9	8	2	0	0	5	0	0	4	15	32	2	2	.154	.321	.475	8

PLAYER DEVELOPMENT

BURGOS, Jorge**OF**HEIGHT: 6-0
WEIGHT: 165BATS: L
THROWS: LBORN: December 26, 2001 in Barquisimeto, VZ
RESIDES: Sanare, VZ
OBTAINED: Non-Drafted Free Agent (1/9/19)

YEAR	CLUB	AVG	G	AB	R	H	2B	3B	HR	RBI	SH	SF	HBP	BB	SO	SB	CS	SLG	OBP	OPS	E
2019	DSL Indians	.276	54	196	26	54	16	5	0	14	1	0	3	27	47	10	3	.408	.372	.780	2

BURGOS, Raymond**LHP**HEIGHT: 6-5
WEIGHT: 170
SIGNED BY: Juan AlvarezBATS: L
THROWS: LBORN: November 29, 1998 in Rio Grande, PR
RESIDES: Rio Grande, PR
OBTAINED: 18th Round Selection by Indians in June, 2016 Draft**CAREER HIGHLIGHTS:** 2019- Placed on the IL from May 18-September 12 with a left forearm strain...2018 - Led AZL Indians Blue and tied for 7th in the Arizona League in strikeouts (58).

YEAR	CLUB	W-L	ERA	G	GS	CG	SHO	SV	IP	H	R	ER	HR	HB	BB	SO	WP	BK	AVG	SLG	OBP
2018	AZL Indians Blue	3-2	3.78	12	8	0	0	0	52.1	55	26	22	2	1	17	58	2	2	.275	.385	.333
	Mahoning Valley	0-0	0.00	1	1	0	0	0	5.2	5	0	0	0	0	9	0	0	.227	.227	.227	
2019	Lake County	2-1	3.44	8	8	0	0	0	36.2	40	14	14	3	0	12	40	2	2	.278	.403	.331
Minor Lge. Totals		5-3	3.42	21	17	0	0	0	94.2	100	40	36	5	1	29	107	4	4	.273	.383	.326

CAIRO, Christian**INF**HEIGHT: 5-10
WEIGHT: 170
SIGNED BY: Steffan Segui
SCHOOL: Calvary Christian HS (FL)BATS: R
THROWS: RBORN: June 11, 2001 in Bakersfield, CA
RESIDES: Clearwater, FL
OBTAINED: 4th Round Selection by Indians in June, 2019 Draft**CAREER HIGHLIGHTS:** Son of former MLB player Miguel Cairo.... named 2019 Preseason All-American and First Team All-Florida Region by *Perfect Game*.

YEAR	CLUB	AVG	G	AB	R	H	2B	3B	HR	RBI	SH	SF	HBP	BB	SO	SB	CS	SLG	OBP	OPS	E
2019	AZL Indians Red	.178	46	146	26	26	3	1	0	9	0	1	7	25	40	7	3	.212	.324	.536	10

CALL, Alex**OF**HEIGHT: 5-11
WEIGHT: 185
SIGNED BY: N/A
SCHOOL: Ball StateBATS: R
THROWS: RBORN: September 27, 1994 in Burnsville, MN
RESIDES: River Falls, WI
OBTAINED: Acquired from the Chicago White Sox in exchange for Yonder Alonso (12/14/18)**CAREER HIGHLIGHTS:** 2019- Finished 8th on Akron in runs batted in (31) and tied for 3rd in triples (3). 2017 - Was on DL from April 16-July 19 with right rib cage strain... 2016 - Selected in the third round of the 2016 draft by the Chicago White Sox out of Ball State University.

YEAR	CLUB	AVG	G	AB	R	H	2B	3B	HR	RBI	SH	SF	HBP	BB	SO	SB	CS	SLG	OBP	OPS	E
2016	Great Falls	.308	27	107	19	33	3	1	3	17	1	0	7	19	18	4	4	.439	.444	.883	1
2016	Kannapolis	.308	46	185	23	57	17	0	3	18	1	1	1	15	40	10	2	.449	.361	.810	0
2017	Kannapolis	.248	38	145	24	36	9	1	3	22	3	1	3	16	33	2	2	.386	.333	.720	3
	Winston-Salem	.244	10	41	2	10	3	1	0	5	0	0	1	3	11	2	1	.366	.311	.677	1
	AZL White Sox	.059	13	51	8	3	1	0	0	6	0	2	1	7	5	1	0	.078	.180	.259	0
2018	Winston-Salem	.256	56	195	35	50	11	3	5	28	2	3	1	35	52	4	6	.421	.368	.788	0
	Birmingham	.242	67	236	28	57	17	1	7	30	1	2	5	25	75	2	1	.411	.325	.736	2
2019	Akron	.205	81	293	30	60	13	3	5	31	2	4	4	22	93	5	5	.321	.266	.587	1
Minor Lge. Totals		.244	338	1253	169	306	74	10	26	157	10	13	23	142	327	30	21	.381	.329	.711	8

CANTU, Ulysses**INF**HEIGHT: 5-11
WEIGHT: 220
SIGNED BY: Blaze Lambert
SCHOOL: Boswell (TX)BATS: R
THROWS: RBORN: May 1, 1998 in Lake Worth, FL
RESIDES: Fort Worth, TX
OBTAINED: 6th Round Selection by Indians in June, 2016 Draft**CAREER HIGHLIGHTS:** 2019- Placed on IL from April 9-August 14 with left thumb sprain...2018 - Placed on DL on July 8 with right wrist strain and missed remainder of season.

YEAR	CLUB	AVG	G	AB	R	H	2B	3B	HR	RBI	SH	SF	HBP	BB	SO	SB	CS	SLG	OBP	OPS	E
2016	AZL Indians	.202	30	109	11	22	2	0	1	9	1	0	3	12	42	0	0	.248	.298	.546	4
2017	Mahoning Valley	.254	54	209	17	53	10	0	4	25	0	1	3	17	66	0	0	.359	.317	.676	6
2018	Lake County	.173	69	237	27	41	12	0	8	20	1	0	5	24	78	0	0	.325	.263	.588	9
2019	Lake County	.111	15	45	2	5	1	0	0	2	2	0	1	8	10	0	0	.133	.259	.393	0
	AZL Indians Blue	.324	11	34	8	11	6	0	1	5	0	0	1	9	9	0	0	.588	.477	1.066	4
	Mahoning Valley	.000	1	4	0	0	0	0	0	0	0	0	0	0	1	0	0	.000	.000	.000	0
Minor Lge. Totals		.207	180	638	65	132	31	0	14	61	4	1	13	70	206	0	0	.321	.297	.619	23

CARTER, Jodd

OF

HEIGHT: 5-10 BATS: R BORN: July 20, 1996 in Hilo, HI
 WEIGHT: 175 THROWS: R RESIDES: Hilo, HI
 SIGNED BY: Don Lyle OBTAINED: 24th Round Selection by Indians in June, 2014 Draft
 SCHOOL: Hilo HS (HI)

CAREER HIGHLIGHTS: 2018 - Led Lynchburg in home runs(10) and tied for team lead in RBI (52).

YEAR	CLUB	AVG	G	AB	R	H	2B	3B	HR	RBI	SH	SF	HBP	BB	SO	SB	CS	SLG	OBP	OPS	E
2014	AZL Indians	.291	37	127	25	37	5	0	1	17	1	3	1	15	28	7	2	.354	.363	.717	2
2015	Mahoning Valley	.233	41	159	15	37	8	1	3	17	1	1	3	2	20	2	1	.352	.255	.607	5
	AZL Indians	.273	16	55	8	15	6	0	1	13	0	2	3	9	14	1	0	.436	.391	.828	1
2016	Lynchburg	.333	2	6	0	2	2	0	0	1	0	0	0	1	3	0	0	.667	.429	1.095	1
	Lake County	.276	38	145	18	40	5	0	2	11	0	0	2	20	36	2	0	.352	.371	.723	2
	Mahoning Valley	.242	28	99	10	24	7	1	2	12	0	2	4	8	33	0	0	.394	.319	.713	1
2017	Lynchburg	.239	115	385	51	92	17	4	11	46	5	2	4	47	125	9	5	.390	.326	.716	1
2018	Lynchburg	.244	103	365	54	89	20	3	10	52	4	3	4	47	96	11	6	.397	.334	.731	2
	Akron	.290	19	69	6	20	0	1	1	4	1	0	2	3	12	0	0	.362	.338	.700	0
2019	Lynchburg	.243	102	342	48	83	18	1	11	33	3	2	4	52	96	9	5	.398	.348	.745	4
Minor Lge. Totals		.251	501	1752	235	439	88	11	42	206	15	15	27	204	463	41	19	.385	.335	.721	19

CELESTEN, Nehemias

INF

HEIGHT: 6-1 BATS: R BORN: February 3, 2000 in Bani, DR
 WEIGHT: 195 THROWS: R RESIDES: Santo Domingo, DR
 OBTAINED: Non-Drafted Free Agent (7/2/16)

CAREER HIGHLIGHTS: 2018 - Placed on DL on August 4 with left knee injury and missed remainder of season.

YEAR	CLUB	AVG	G	AB	R	H	2B	3B	HR	RBI	SH	SF	HBP	BB	SO	SB	CS	SLG	OBP	OPS	E
2017	DSL Indians	.241	49	166	22	40	10	1	3	19	0	1	4	29	47	0	1	.367	.365	.732	16
2018	DSL Indians	.163	13	43	2	7	2	1	0	6	0	1	0	8	12	0	1	.256	.288	.544	0
2019	DSL Indians	.148	20	61	4	9	5	1	1	7	0	0	1	10	22	0	0	.311	.278	.589	3
Minor Lge. Totals		.207	82	270	28	56	17	3	4	32	0	2	5	47	81	0	2	.337	.333	.670	19

CESPEDES, Francis

LHP

HEIGHT: 6-4 BATS: L BORN: September 28, 1994 in Los Alcarizos, DR
 WEIGHT: 185 THROWS: L RESIDES: Los Alcarizos, DR
 OBTAINED: Minor League Free Agent (8/1/18)

CAREER HIGHLIGHTS: 2018 - Released by Los Angeles-NL on March 25, signed by Cleveland on August 1 and did not pitch.

YEAR	CLUB	W-L	ERA	G	GS	CG	SHO	SV	IP	H	R	ER	HR	HB	BB	SO	WP	BK	AVG	SLG	OBP
2016	AZL Dodgers	0-0	9.42	10	0	0	0	0	14.1	19	21	15	0	3	13	27	16	0	.311	.410	.449
2017	Ogden	4-0	11.79	21	0	0	0	0	23.2	28	34	31	0	11	36	31	19	2	.318	.375	.543
2018									DID NOT PITCH												
2019	Mahoning Valley	2-4	6.23	15	0	0	0	0	26.0	23	20	18	2	5	23	30	10	1	.232	.303	.402
Minor Lge. Totals		6-4	9.00	46	0	0	0	0	64.0	70	75	64	2	19	72	88	45	3	.282	.355	.469

CLEMMER, Dakody

RHP

HEIGHT: 6-2 BATS: R BORN: January 19, 1996 in Vancouver, WA
 WEIGHT: 200 THROWS: R RESIDES: Vancouver, WA
 SIGNED BY: Ryan Perry OBTAINED: 19th Round Selection by Indians in June, 2016 Draft
 SCHOOL: Central Arizona College

CAREER HIGHLIGHTS: 2019- Placed on IL from July 24-August 2 with right finger blister...

YEAR	CLUB	W-L	ERA	G	GS	CG	SHO	SV	IP	H	R	ER	HR	HB	BB	SO	WP	BK	AVG	SLG	OBP
2016	AZL Indians	1-0	7.71	17	0	0	0	0	18.2	21	18	16	0	4	13	21	3	0	.288	.466	.418
2017	AZL Indians	0-1	0.00	3	0	0	0	1	3.0	2	1	0	0	0	1	5	0	0	.182	.182	.250
2018	Lake County	1-2	3.49	15	0	0	0	1	28.1	38	13	11	1	2	12	21	5	0	.325	.419	.391
	Mahoning Valley	2-0	1.77	13	0	0	0	3	20.1	13	7	4	0	0	2	22	3	1	.171	.211	.192
2019	Lake County	0-1	3.00	9	0	0	0	3	15.0	13	7	5	0	2	5	14	0	0	.245	.245	.328
	Lynchburg	3-1	4.47	28	0	0	0	0	48.1	45	25	24	4	5	20	41	4	0	.250	.422	.338
Minor Lge. Totals		7-5	4.04	85	0	0	0	8	133.2	132	71	60	5	13	53	124	15	1	.259	.373	.340

PLAYER DEVELOPMENT

CONTRERA, Jeikol**INF**HEIGHT: 6-0
WEIGHT: 175BATS: L
THROWS: RBORN: April 14, 2000 in Santo Domingo, DR
RESIDES: Santiago de los Caballeros, DR
OBTAINED: Non-Drafted Free Agent (7/2/16)

YEAR	CLUB	AVG	G	AB	R	H	2B	3B	HR	RBI	SH	SF	HBP	BB	SO	SB	CS	SLG	OBP	OPS	E
2017	DSL Indians	.175	53	171	23	30	11	1	2	19	2	1	3	33	54	2	5	.287	.317	.604	18
2018	DSL Indians Co-Op	.197	38	122	9	24	7	1	3	22	0	4	1	23	39	2	6	.344	.320	.664	18
	DSL Indians	.190	18	58	6	11	4	0	0	10	0	1	0	11	20	1	2	.259	.314	.573	18
2019	AZL Indians Blue	.250	3	4	1	1	0	0	0	0	0	0	1	3	0	0	0	.250	.400	.650	8
	AZL Indians Red	.253	29	99	12	25	6	2	2	16	0	1	0	8	42	0	1	.414	.306	.720	8
Minor Lge. Totals		.200	141	454	51	91	28	4	7	67	2	7	4	76	158	5	14	.326	.316	.642	70

COOPER, Michael**INF**HEIGHT: 6-5
WEIGHT: 180
SIGNED BY: Kyle Van Hook
SCHOOL: Ridge Point HS (TX)BATS: L
THROWS: RBORN: July 27, 1999 in Houston, TX
RESIDES: Missouri City, TX
OBTAINED: 33rd Round Selection by Indians in June, 2017 Draft

YEAR	CLUB	AVG	G	AB	R	H	2B	3B	HR	RBI	SH	SF	HBP	BB	SO	SB	CS	SLG	OBP	OPS	E
2017	AZL Indians	.219	45	169	19	37	9	4	3	27	0	2	2	17	33	1	0	.373	.295	.668	3
2018	AZL Indians Blue	.278	39	158	23	44	7	0	3	22	0	4	1	10	36	2	0	.380	.318	.698	2
	Mahoning Valley	.222	9	27	0	6	2	0	0	2	0	0	0	2	6	1	0	.296	.276	.572	0
2019	Mahoning Valley	.238	61	223	29	53	11	4	1	29	1	2	2	17	49	3	0	.336	.295	.631	7
Minor Lge. Totals		.243	154	577	71	140	29	8	7	80	1	8	5	46	124	7	0	.357	.300	.657	12

CORDONES, Miguel**RHP**HEIGHT: 6-6
WEIGHT: 180BATS: R
THROWS: RBORN: September 16, 1999 in San Pedro de Macoris, DR
RESIDES: San Pedro de Macoris, DR
OBTAINED: Non-Drafted Free Agent (10/13/18)

YEAR	CLUB	W-L	ERA	G	GS	CG	SHO	SV	IP	H	R	ER	HR	HB	BB	SO	WP	BK	AVG	SLG	OBP
2019	DSL Indians	1-6	4.50	13	13	0	0	0	46.0	49	36	23	1	3	24	36	8	1	.278	.420	.365

COULTER, Kevin**RHP**HEIGHT: 6-5
WEIGHT: 227
SIGNED BY: Ethan Pursler
SCHOOL: MercerBATS: R
THROWS: RBORN: August 12, 1996 in Charlotte, NC
RESIDES: Suwanee, GA
OBTAINED: 33rd Round Selection by Indians in June, 2019 Draft

YEAR	CLUB	W-L	ERA	G	GS	CG	SHO	SV	IP	H	R	ER	HR	HB	BB	SO	WP	BK	AVG	SLG	OBP
2019	AZL Indians Red	2-2	2.23	18	0	0	0	0	36.1	29	12	9	2	0	14	47	1	0	.216	.306	.287

CRUZ, Robert**RHP**HEIGHT: 6-3
WEIGHT: 170BATS: R
THROWS: RBORN: April 11, 2000 in Mao, DR
RESIDES: Mao, DR
OBTAINED: Non-Drafted Free Agent (1/20/18)

YEAR	CLUB	W-L	ERA	G	GS	CG	SHO	SV	IP	H	R	ER	HR	HB	BB	SO	WP	BK	AVG	SLG	OBP
2018	DSL Co-Op	0-3	8.58	10	8	0	0	2	35.2	55	35	34	0	10	15	17	4	0	.359	.464	.447
	DSL Indians	0-1	6.14	2	2	0	0	0	7.1	14	9	5	2	0	7	5	0	0	.412	.647	.512
2019	DSL Indians	3-4	4.53	13	13	0	0	0	51.2	47	37	26	3	9	19	31	5	0	.237	.379	.328
Minor Lge. Totals		3-8	6.18	25	23	0	0	2	94.2	116	81	65	5	19	41	53	9	0	.301	.436	.392

DE LA CRUZ, Moises**INF**HEIGHT: 5-8
WEIGHT: 155BATS: S
THROWS: RBORN: August 9, 2001 in Higüey, DR
RESIDES: San Pedro de Macoris, DR
OBTAINED: Non-Drafted Free Agent (8/12/17)

YEAR	CLUB	AVG	G	AB	R	H	2B	3B	HR	RBI	SH	SF	HBP	BB	SO	SB	CS	SLG	OBP	OPS	E
2018	DSL Co-Op	.217	42	152	22	33	4	2	0	13	0	0	1	15	43	9	3	.270	.292	.561	14
	DSL Indians	.069	7	29	0	2	1	0	0	2	0	0	0	1	9	1	0	.103	.100	.203	14
2019	DSL Indians	.169	54	166	21	28	3	2	0	15	1	0	3	30	55	9	4	.211	.307	.517	7
Minor Lge. Totals		.182	103	347	43	63	8	4	0	30	1	0	4	46	107	19	7	.228	.285	.513	35

De OLEO, Henderson**INF****HEIGHT: 6-4
WEIGHT: 210****BATS: R
THROWS: R****BORN: February 11, 1998 in Santo Domingo Centro, DR
RESIDES: Santo Domingo Oeste, DR
OBTAINED: Non-Drafted Free Agent (7/2/14)**

YEAR	CLUB	AVG	G	AB	R	H	2B	3B	HR	RBI	SH	SF	HBP	BB	SO	SB	CS	SLG	OBP	OPS	E
2015	DSL Indians	.189	62	169	18	32	5	0	4	21	2	0	6	28	52	0	2	.290	.325	.615	16
2016	DSL Indians	.159	44	132	17	21	6	1	0	11	1	1	6	20	42	1	1	.220	.296	.515	7
2017	DSL Indians	.263	50	133	37	35	5	1	6	25	0	0	6	27	37	1	0	.451	.410	.861	6
2018	AZL Indians Red	.220	47	173	24	38	8	1	3	19	0	2	4	19	62	2	2	.329	.308	.638	9
2019	Mahoning Valley	.176	37	119	10	21	5	0	2	12	1	0	2	14	52	1	2	.269	.274	.543	8
Minor Lge. Totals		.202	240	726	106	147	29	3	15	88	4	3	24	108	245	5	7	.313	.324	.637	46

DeGROAT, Jack**RHP****HEIGHT: 6-2
WEIGHT: 195****BATS: R
THROWS: R****BORN: November 29, 1996 in Fairfax, VA
RESIDES: Purcellville, VA
OBTAINED: 11th Round Selection by Indians in June, 2018 Draft****SIGNED BY: Aaron Etchison
SCHOOL: Liberty****CAREER HIGHLIGHTS: 2019** - Placed on IL from June 17-September 12 after undergoing right elbow surgery...**2018** - Did not pitch due to injury (right elbow strain).**DELGADO, Raynel****INF****HEIGHT: 6-2
WEIGHT: 185****BATS: S
THROWS: R****BORN: April 4, 2000 in Havana, Cuba
RESIDES: Miami Lakes, FL
OBTAINED: 6th Round Selection by Indians in June, 2018 Draft****SIGNED BY: Andrew Krause
SCHOOL: Calvary Christian HS (Fla.)****CAREER HIGHLIGHTS: 2018** - Tied for 3rd in Arizona League in walks (30), tied for 5th in on-base percentage (.409), finished 6th in runs scored (34) and tied for 7th in hits (53)...led AZL Indians Red in walks (30) and on-base percentage (.409) and tied for team lead in doubles (10).

YEAR	CLUB	AVG	G	AB	R	H	2B	3B	HR	RBI	SH	SF	HBP	BB	SO	SB	CS	SLG	OBP	OPS	E
2018	AZL Indians Red	.306	46	173	34	53	10	0	1	21	1	0	0	30	44	10	2	.382	.409	.790	11
2019	Lake County	.250	17	64	7	16	4	0	0	6	0	1	0	2	13	1	0	.313	.269	.581	3
	Mahoning Valley	.240	53	200	19	48	11	2	2	17	0	3	0	21	60	5	4	.345	.308	.653	11
Minor Lge. Totals		.268	116	437	60	117	25	2	3	44	1	4	0	53	117	16	6	.355	.344	.699	25

DIAZ, Lahiorre**C****HEIGHT: 5-9
WEIGHT: 180****BATS: R
THROWS: R****BORN: August 30, 2000 in Puerto Plata, Dominican Republic
RESIDES: Puerto Plata, DR
OBTAINED: Signed to a minor league contract with Indians (3/29/19)**

YEAR	CLUB	AVG	G	AB	R	H	2B	3B	HR	RBI	SH	SF	HBP	BB	SO	SB	CS	SLG	OBP	OPS	E
2019	DSL Co-Op	.108	32	93	5	10	1	0	0	2	0	0	2	6	30	0	0	.118	.178	.296	6

DIAZ, Yainer**C****HEIGHT: 6-0
WEIGHT: 195****BATS: R
THROWS: R****BORN: September 21, 1998 in Azua, DR
RESIDES: Azua, DR
OBTAINED: Non-Drafted Free Agent (12/7/16)****CAREER HIGHLIGHTS: 2018** - Named Arizona League Postseason All-Star...led Indians organization in batting average (.355)...finished 2nd in the Arizona League in batting average, 4th in slugging percentage (.503), 5th in OPS (.890), tied for 5th in hits (55), tied for 5th in triples (4) and tied for 9th in total bases (78)...led AZL Indians Red in hits (55), batting average (.355) and RBI (28) and tied for team lead in triples (4).

YEAR	CLUB	AVG	G	AB	R	H	2B	3B	HR	RBI	SH	SF	HBP	BB	SO	SB	CS	SLG	OBP	OPS	E
2017	DSL Indians	.294	42	153	12	45	8	1	1	21	0	2	4	3	18	0	1	.379	.321	.700	9
2018	AZL Indians Blue	.355	41	155	27	55	9	4	2	28	1	0	1	7	18	1	0	.503	.387	.890	1
2019	AZL Indians Red	.451	20	82	15	37	6	0	5	22	0	1	1	4	8	0	0	.707	.477	1.185	3
	Mahoning Valley	.274	34	135	13	37	6	2	2	18	0	1	0	4	22	0	0	.393	.293	.685	2
Minor Lge. Totals		.331	137	525	67	174	29	7	10	89	1	4	6	18	66	1	1	.470	.358	.829	15

PLAYER DEVELOPMENT

DRAPER, Zack**LHP**

HEIGHT: 6-3 BATS: L BORN: October 18, 1994 in Sandy, UT
 WEIGHT: 200 THROWS: L RESIDES: West Jordan, UT
 SIGNED BY: Conor Glassey OBTAINED: 30th Round Selection by Indians in June, 2017 Draft
 SCHOOL: College of Idaho

CAREER HIGHLIGHTS: 2019 - Finished tied for 3rd in the Midwest League in wins (9)... 2018 - Tied for 2nd in New York-Penn League in wins (7), tied for 5th in strikeouts (65), 6th in ERA (3.04) and tied for 7th in starts (13)...tied Mahoning Valley in wins (7), ERA (3.04) and strikeouts (65).

YEAR	CLUB	W-L	ERA	G	GS	CG	SHO	SV	IP	H	R	ER	HR	HB	BB	SO	WP	BK	AVG	SLG	OBP
2017	Mahoning Valley	2-0	2.13	6	1	0	0	0	12.2	11	3	3	0	1	2	12	2	0	.224	.286	.269
	Lake County	0-0	5.40	1	0	0	0	0	1.2	4	1	1	0	0	0	3	2	0	.444	.556	.444
	AZL Indians	0-1	4.73	10	0	0	0	0	13.1	17	11	7	0	0	9	13	6	0	.340	.400	.433
2018	Lake County	0-1	3.38	3	2	0	0	0	13.1	12	5	5	1	0	3	9	3	0	.250	.333	.294
	Mahoning Valley	7-4	3.04	14	13	1	1	0	68.0	69	30	23	4	2	14	65	7	0	.261	.367	.301
2019	Lake County	9-4	3.12	26	12	0	0	0	101.0	106	42	35	8	6	36	89	4	0	.270	.390	.341
	Lynchburg	0-1	9.53	3	1	0	0	0	5.2	16	9	6	1	0	5	3	1	0	.485	.667	.553
	Akron	0-1	1.59	1	1	0	0	0	5.2	8	1	1	0	0	3	5	0	0	.348	.391	.423
Minor Lge. Totals		18-12	3.29	64	30	1	1	0	221.1	243	102	81	14	9	72	199	25	0	.280	.387	.340

EICHHORN, Brian**RHP**

HEIGHT: 6-1 BATS: R BORN: August 15, 1997 in Savannah, GA
 WEIGHT: 225 THROWS: R RESIDES: Richmond Hill, GA
 SIGNED BY: CT Bradford OBTAINED: 9th Round Selection by Indians in June, 2018 Draft
 SCHOOL: Georgia Southern

CAREER HIGHLIGHTS: 2018 - Did not pitch due to injury (right forearm strain).

YEAR	CLUB	W-L	ERA	G	GS	CG	SHO	SV	IP	H	R	ER	HR	HB	BB	SO	WP	BK	AVG	SLG	OBP
2019	Mahoning Valley	4-3	4.50	14	8	0	0	0	52.0	65	33	26	5	7	17	49	6	0	.307	.453	.376

ENGELMANN, Jonathan**OF**

HEIGHT: 6-4 BATS: R BORN: September 18, 1996 in Lancaster, PA
 WEIGHT: 210 THROWS: R RESIDES: San Mateo, CA
 SIGNED BY: Aaron Etchison OBTAINED: 31st Round Selection by Indians in June, 2018 Draft
 SCHOOL: Michigan

CAREER HIGHLIGHTS: 2019- Placed on the IL from May 8-June 14 with a left finger sprain and from July 11-July 22 with a concussion...

YEAR	CLUB	AVG	G	AB	R	H	2B	3B	HR	RBI	SH	SF	HBP	BB	SO	SB	CS	SLG	OBP	OPS	E
2018	Mahoning Valley	.400	3	10	2	4	0	1	1	3	0	0	0	1	4	0	0	.900	.455	1.355	0
	AZL Indians Red	.315	35	108	23	34	6	2	4	24	0	0	6	11	25	8	3	.519	.408	.927	5
2019	Lake County	.259	49	174	19	45	8	0	3	21	0	2	6	15	36	10	2	.356	.335	.691	4
	Mahoning Valley	.250	4	16	3	4	2	0	1	2	0	0	0	1	3	0	0	.563	.294	.857	1
Minor Lge. Totals		.282	91	308	47	87	16	3	9	50	0	2	12	28	68	18	5	.442	.363	.804	10

ENRIGHT, Nic**RHP**

HEIGHT: 6-3 BATS: R BORN: January 8, 1997 in Richmond, VA
 WEIGHT: 205 THROWS: R RESIDES: Henrico, VA
 SIGNED BY: Pete Loizzo OBTAINED: 20th Round Selection by Indians in June, 2019 Draft
 SCHOOL: Virginia Tech

YEAR	CLUB	W-L	ERA	G	GS	CG	SHO	SV	IP	H	R	ER	HR	HB	BB	SO	WP	BK	AVG	SLG	OBP
2019	AZL Indians Blue	0-3	0.50	15	0	0	0	0	18.0	11	6	1	1	1	8	26	1	0	.177	.274	.27

ESCOBEDO, Julian**OF**

HEIGHT: 5-11 BATS: L BORN: June 10, 1998 in Chula Vista, CA
 WEIGHT: 190 THROWS: L RESIDES: San Diego, CA
 SIGNED BY: David Compton OBTAINED: 17th Round Selection by Indians in June, 2019 Draft
 SCHOOL: San Diego State

YEAR	CLUB	AVG	G	AB	R	H	2B	3B	HR	RBI	SH	SF	HBP	BB	SO	SB	CS	SLG	OBP	OPS	E
2019	AZL Indians Blue	.327	28	107	31	35	8	2	2	16	0	0	0	18	12	8	1	.495	.424	.919	0
	Mahoning Valley	.129	22	85	15	11	4	0	0	8	1	0	0	9	14	0	0	.176	.213	.389	1
Minor Lge. Totals		.240	50	192	46	46	12	2	2	24	1	0	0	27	26	8	1	.354	.333	.687	1

ESPINO, Daniel**RHP**

HEIGHT: 6-2 BATS: R BORN: January 5, 2001 in Panama City, Panama
 WEIGHT: 205 THROWS: R RESIDES: Tamarac, FL
 SIGNED BY: Ethan Purser OBTAINED: 1st Round Selection (24th overall) by Indians in June, 2019 Draft
 SCHOOL: Georgia Premier Academy, Statesboro (GA)

CAREER HIGHLIGHTS: Listed as the Indians #5 overall prospect according to *MLB.com*... pitched for the 18U Team Panama squad in the November 2018 COPABE Games in Chitré, Panama.

YEAR	CLUB	W-L	ERA	G	GS	CG	SHO	SV	IP	H	R	ER	HR	HB	BB	SO	WP	BK	AVG	SLG	OBP
2019	AZL Indians Red	0-1	1.98	6	6	0	0	0	13.2	7	3	3	1	1	5	16	0	0	.152	.261	.250
	Mahoning Valley	0-2	6.30	3	3	0	0	0	10.0	9	8	7	1	0	5	18	3	0	.225	.350	.311
Minor Lge. Totals		0-3	3.80	9	9	0	0	0	23.2	16	11	10	2	1	10	34	3	0	.186	.302	.278

FARHAT, Cody**OF**

HEIGHT: 5-11 BATS: R BORN: September 26, 1996 in Plano, TX
 WEIGHT: 185 THROWS: R RESIDES: Plano, TX
 SIGNED BY: Blaze Lambert OBTAINED: 23rd Round Selection by Indians in June, 2018 Draft
 SCHOOL: Texas Tech

YEAR	CLUB	AVG	G	AB	R	H	2B	3B	HR	RBI	SH	SF	HBP	BB	SO	SB	CS	SLG	OBP	OPS	E
2018	AZL Indians Blue	.271	20	70	10	19	5	1	1	10	0	0	3	7	11	3	1	.414	.363	.777	1
2019	Lake County	.239	33	117	12	28	6	4	4	16	0	1	7	7	41	5	1	.462	.318	.780	0
	Lynchburg	.175	21	63	6	11	2	0	0	4	2	1	2	4	26	0	1	.206	.243	.449	0
	Mahoning Valley	.500	3	8	4	4	1	1	0	0	0	0	1	4	0	1	1	.875	.692	1.567	0
Minor Lge. Totals		.240	77	258	32	62	14	6	5	30	2	2	13	22	78	9	4	.399	.328	.728	1

FELIZ, Daritzon**LHP**

HEIGHT: 6-2 BATS: L BORN: August 19, 1999 in Santo Domingo Centro, DR
 WEIGHT: 175 THROWS: L RESIDES: San Pedro de Macoris, DR
 OBTAINED: Non-Drafted Free Agent (3/13/17)

YEAR	CLUB	W-L	ERA	G	GS	CG	SHO	SV	IP	H	R	ER	HR	HB	BB	SO	WP	BK	AVG	SLG	OBP
2017	DSL Co-Op	0-7	6.32	12	12	0	0	0	47.0	55	37	33	2	6	25	33	11	1	.307	.436	.408
2018	AZL Indians Red	1-3	7.64	10	8	0	0	0	33.0	46	32	28	1	6	22	36	6	0	.338	.471	.448
2019	AZL Indians Blue	4-5	5.85	12	9	0	0	0	52.1	63	41	34	5	3	18	55	6	0	.290	.456	.349
Minor Lge. Totals		5-15	6.46	34	29	0	0	0	132.1	164	110	95	8	15	65	124	23	1	.308	.453	.396

FERMIN, Jose**SS**

HEIGHT: 5-11 BATS: R BORN: March 29, 1999 in Puerto Plata, DR
 WEIGHT: 160 THROWS: R RESIDES: Puerto Plata, DR
 OBTAINED: Non-Drafted Free Agent (7/2/15)

CAREER HIGHLIGHTS: 2019- Finished 3rd in the Midwest League in batting average (.293), 8th in on-base percentage (.374), 4th in runs (75), and 4th in stolen bases (28)...*MLB.com* Org All-Star.... 2018- Finished 2nd in New York-Penn League in walks (39), 3rd in games played (71), tied for 3rd in hits (70), 4th in stolen bases (17), tied for 4th in runs scored (47), 5th in at-bats (251), 5th in on-base percentage (.391), tied for 6th in triples (4) and 9th in total bases (96)...Voted Best Defensive Infielder in Indians Farm System by *Baseball America* entering 2019 season.

YEAR	CLUB	AVG	G	AB	R	H	2B	3B	HR	RBI	SH	SF	HBP	BB	SO	SB	CS	SLG	OBP	OPS	E
2016	DSL Indians	.224	16	58	5	13	4	2	0	8	0	1	0	7	11	2	2	.362	.303	.665	4
2017	AZL Indians	.229	45	166	24	38	11	1	1	14	2	2	7	5	19	5	2	.325	.278	.603	21
2018	Mahoning Valley	.279	71	251	47	70	12	4	2	26	5	3	9	39	26	17	4	.382	.391	.773	8
2019	Lake County	.293	105	393	75	115	12	2	6	41	6	3	11	42	40	28	9	.379	.374	.753	17
Minor Lge. Totals		.272	237	868	151	236	39	9	9	89	13	9	27	93	96	52	17	.369	.357	.726	50

FERNANDEZ, Felix**C**

HEIGHT: 6-0 BATS: R BORN: December 9, 1996 in Rio San Juan, DR
 WEIGHT: 185 THROWS: R RESIDES: Payita, Nagua, DR
 OBTAINED: Signed to a minor league contract with Indians (9/26/14)

YEAR	CLUB	AVG	G	AB	R	H	2B	3B	HR	RBI	SH	SF	HBP	BB	SO	SB	CS	SLG	OBP	OPS	E
2015	DSL Indians	.187	59	155	12	29	4	0	0	11	1	0	1	15	18	0	1	.213	.263	.476	5
2016	DSL Indians	.256	35	117	8	30	6	0	0	15	1	2	0	8	22	2	1	.308	.299	.607	7
2017	AZL Indians	.227	23	75	11	17	2	0	4	8	0	1	0	7	20	0	0	.413	.289	.702	7
2018	AZL Indians Blue	.179	8	28	1	5	1	1	0	3	0	0	0	1	6	0	1	.286	.207	.493	9
	AZL Indians Red	.263	21	57	9	15	5	0	1	11	0	2	1	5	11	0	0	.404	.323	.727	9
2019	Mahoning Valley	.091	12	33	1	3	0	0	1	3	0	0	0	1	14	0	0	.182	.118	.299	0
Minor Lge. Totals		.213	158	465	42	99	18	1	6	51	2	5	2	37	91	2	3	.295	.271	.566	37

PLAYER DEVELOPMENT

FIGUEROA, Abraham**LHP**HEIGHT: 6-1
WEIGHT: 170BATS: L
THROWS: LBORN: February 27, 2001 in Caracas, VZ
RESIDES: Petare, VZ
OBTAINED: Non-Drafted Free Agent (9/22/17)

YEAR	CLUB	W-L	ERA	G	GS	CG	SHO	SV	IP	H	R	ER	HR	HB	BB	SO	WP	BK	AVG	SLG	OBP
2018	DSL Co-Op	2-2	9.00	13	0	0	0	1	15.0	18	18	15	1	1	21	11	4	0	.316	.474	.500
	DSL Indians	0-0	14.29	4	0	0	0	0	5.2	8	9	9	1	0	8	5	2	0	.348	.565	.516
2019	DSL Indians	1-0	9.87	14	0	0	0	0	17.1	22	21	19	3	2	20	10	7	0	.306	.569	.468
Minor Lge. Totals		3-2	10.18	31	0	0	0	1	38.0	48	48	43	5	3	49	26	13	0	.316	.533	.488

FLORES, David**LHP**HEIGHT: 5-10
WEIGHT: 180BATS: L
THROWS: LBORN: November 2, 2000 in Villa de Cura, VZ
RESIDES: Villa de Cura, VZ
OBTAINED: Non-Drafted Free Agent (6/2/18)

YEAR	CLUB	W-L	ERA	G	GS	CG	SHO	SV	IP	H	R	ER	HR	HB	BB	SO	WP	BK	AVG	SLG	OBP
2018	DSL Indians	0-1	7.94	7	0	0	0	0	11.1	11	14	10	0	3	9	8	2	1	.239	.348	.390
2019	DSL Indians	3-1	3.69	18	0	0	0	2	31.2	29	15	13	1	4	12	32	4	0	.240	.322	.326
Minor Lge. Totals		3-2	4.81	25	0	0	0	2	43.0	40	29	23	1	7	21	40	6	1	.240	.329	.345

FLORES, Jothson**INF**HEIGHT: 5-11
WEIGHT: 160BATS: S
THROWS: RBORN: October 6, 1998 in Maracay, VZ
RESIDES: Maracay, VZ
OBTAINED: Non-Drafted Free Agent (6/13/17)

YEAR	CLUB	AVG	G	AB	R	H	2B	3B	HR	RBI	SH	SF	HBP	BB	SO	SB	CS	SLG	OBP	OPS	E
2017	DSL Indians	.143	14	35	4	5	0	1	0	2	0	0	2	3	6	1	1	.200	.250	.450	3
2018	DSL Indians	.190	46	142	18	27	4	1	0	17	1	1	4	20	38	4	2	.232	.305	.538	15
2019	AZL Indians Red	.225	25	80	12	18	1	0	0	7	3	2	2	7	18	2	0	.238	.297	.534	9
	AZL Indians Blue	.346	14	52	10	18	3	0	1	9	0	0	0	8	15	0	0	.462	.433	.895	9
Minor Lge. Totals		.220	99	309	44	68	8	2	1	35	4	3	8	38	77	7	3	.269	.318	.587	36

FORRESTER, Jacob**RHP**HEIGHT: 6-0
WEIGHT: 185
SIGNED BY: Conor Glassey
SCHOOL: Central WashingtonBATS: S
THROWS: RBORN: December 5, 1995 in Ellensburg, WA
RESIDES: Idleyld Park, OR
OBTAINED: 37th Round Selection by Indians in June, 2019 Draft

Personal/Miscellaneous: Son of Mike Forrester, one of the world's best competitive timber sportsmen who was once profiled on The Colbert Report.

YEAR	CLUB	W-L	ERA	G	GS	CG	SHO	SV	IP	H	R	ER	HR	HB	BB	SO	WP	BK	AVG	SLG	OBP
2019	AZL Indians Red	0-0	4.00	10	0	0	0	0	9.0	9	4	4	1	1	6	15	3	0	.257	.371	.381

FREEMAN, Ike**INF**HEIGHT: 5-10
WEIGHT: 199
SIGNED BY: Pete Loizzo
SCHOOL: North CarolinaBATS: R
THROWS: RBORN: June 17, 1998 in Charlotte, NC
RESIDES: Rockwell, NC
OBTAINED: 14th Round Selection by Indians in June, 2019 Draft

CAREER HIGHLIGHTS: 2019- Placed on IL from August 9-September 12 with right shoulder contusion... finished 3rd on UNC with a .305 batting average (68-223) as a sophomore in 2018, scoring 37 runs with 51 RBI to earn Third-Team All-ACC honors...voted as UNC's Most Valuable Position Player following the 2018 season.

YEAR	CLUB	AVG	G	AB	R	H	2B	3B	HR	RBI	SH	SF	HBP	BB	SO	SB	CS	SLG	OBP	OPS	E
2019	Lake County	.103	12	39	4	4	0	0	0	4	0	1	1	4	13	0	1	.103	.200	.303	3
	AZL Indians Blue	.217	21	69	7	15	3	0	0	9	0	0	3	3	18	1	1	.261	.280	.541	5
Minor Lge. Totals		.176	33	108	11	19	3	0	0	13	0	1	4	7	31	1	2	.204	.250	.454	8

FREEMAN, Tyler**INF**

HEIGHT: 6-0 BATS: R BORN: May 21, 1999 in Rancho Cucamonga, CA
 WEIGHT: 165 THROWS: R RESIDES: Rancho Cucamonga, CA
 SIGNED BY: Mike Bradford OBTAINED: CB (Round B, #71 Overall) Selection by Indians in June, 2017 Draft
 SCHOOL: Etiwanda HS (CA)

CAREER HIGHLIGHTS: 2019- Listed as the Indians No. 2 overall prospect according to *MLB.com*...Named *MILB.com* Organizational All-Star... Finished 5th on Lynchburg in hits (82), tied for 5th in doubles (16), and tied for 6th in total bases (102)...2018- Named No. 3 prospect and voted Best Hitter for Average in the Indians Farm System by *Baseball America* prior to 2019 season...named New York-Penn League Midseason All-Star... led New York-Penn League in batting average (.352), hits (95), doubles (29) and total bases (138), tied for 1st in runs (49).

YEAR	CLUB	AVG	G	AB	R	H	2B	3B	HR	RBI	SH	SF	HBP	BB	SO	SB	CS	SLG	OBP	OPS	E
2017	AZL Indians	.297	36	128	19	38	9	0	2	14	1	1	7	7	12	5	1	.414	.364	.778	6
2018	Mahoning Valley	*.352	72	#270	#49	*95	*29	4	2	38	0	4	19	8	22	14	3	#511	.405	.916	10
2019	Lake County	.292	61	236	51	69	16	3	3	24	0	1	17	18	28	11	4	.424	.382	.806	13
	Lynchburg	.319	62	257	38	82	16	2	0	20	1	2	7	8	25	8	1	.397	.354	.751	6
	Minor Lge. Totals	.319	231	891	157	284	70	9	7	96	2	8	50	41	87	38	9	.441	.379	.820	35

FRANCO, Logan**RHP**

HEIGHT: 6-3 BATS: R BORN: October 11, 1999 in Azua, DR
 WEIGHT: 170 THROWS: R RESIDES: Azua, DR
 OBTAINED: Non-Drafted Free Agent (1/22/18)

YEAR	CLUB	W-L	ERA	G	GS	CG	SHO	SV	IP	H	R	ER	HR	HB	BB	SO	WP	BK	AVG	SLG	OBP
2018	DSL Co-Op	0-0	0.00	1	0	0	0	0	1.2	1	0	0	0	0	2	2	0	0	.167	.167	.375
	DSL Indians	1-0	8.20	13	0	0	0	0	26.1	29	28	24	2	8	24	16	11	0	.284	.431	.455
2019	DSL Indians	3-3	5.33	14	0	0	0	0	25.1	29	20	15	0	1	14	18	8	1	.287	.416	.376
	Minor Lge. Totals	4-3	6.58	28	0	0	0	0	53.1	59	48	39	2	9	40	36	19	1	.282	.416	.417

FRIAS, Dayan**INF**

HEIGHT: 5-7 BATS: S BORN: June 25, 2002 in Cartagena, Colombia
 WEIGHT: 140 THROWS: R RESIDES: Cartagena, Colombia
 OBTAINED: Non-Drafted Free Agent (7/2/18)

YEAR	CLUB	AVG	G	AB	R	H	2B	3B	HR	RBI	SH	SF	HBP	BB	SO	SB	CS	SLG	OBP	OPS	E
2019	DSL Indians	.216	40	134	25	29	4	3	0	15	2	3	1	37	25	10	5	.291	.383	.674	4

FRIIS, Tyler**INF**

HEIGHT: 5-10 BATS: S BORN: February 12, 1996 in Auburn, WA
 WEIGHT: 180 THROWS: R RESIDES: Auburn, WA
 SIGNED BY: Andrew Krause OBTAINED: 21st Round Selection by Indians in June, 2017 Draft
 SCHOOL: Indiana St.

YEAR	CLUB	AVG	G	AB	R	H	2B	3B	HR	RBI	SH	SF	HBP	BB	SO	SB	CS	SLG	OBP	OPS	E
2017	Mahoning Valley	.221	33	95	12	21	3	0	1	11	1	2	1	7	18	3	2	.284	.276	.560	4
2018	Lynchburg	.153	20	59	8	9	3	0	0	6	2	0	0	8	9	0	0	.203	.254	.457	0
	Lake County	.266	59	214	32	57	12	2	3	27	0	2	1	31	26	8	5	.383	.359	.742	11
2019	Akron	.250	26	72	11	18	3	0	1	5	0	0	1	9	12	4	1	.333	.341	.675	0
	Lynchburg	.226	37	133	11	30	9	1	1	17	0	1	0	23	26	5	4	.331	.338	.668	6
	Minor Lge. Totals	.236	175	573	74	135	30	3	6	66	3	5	3	78	91	20	12	.330	.328	.657	21

GADDIS, Hunter**RHP**

HEIGHT: 6-6 BATS: R BORN: April 9, 1998 in Canton, GA
 WEIGHT: 212 THROWS: R RESIDES: Canton, GA
 SIGNED BY: Ethan Pursler OBTAINED: 5th Round Selection by Indians in June, 2019 Draft
 SCHOOL: Georgia State

CAREER HIGHLIGHTS: 2019- Led the Sun Belt in strikeouts with 112, the second-highest mark in Georgia State history...owns lowest career ERA in Georgia State history (3.81)...named Second Team All-Sun Belt Conference in 2018 and 2019...highest drafted player out of Georgia State in school history...played on the U.S. Collegiate National Team in 2017.

YEAR	CLUB	W-L	ERA	G	GS	CG	SHO	SV	IP	H	R	ER	HR	HB	BB	SO	WP	BK	AVG	SLG	OBP
2019	AZL Indians Blue	1-2	3.12	7	5	0	0	0	17.1	13	8	6	2	0	3	26	0	0	.206	.317	.242
	Mahoning Valley	0-1	2.30	6	6	0	0	0	15.2	11	8	4	0	0	4	27	2	0	.183	.217	.234
	Minor Lge. Totals	1-3	2.73	13	11	0	0	0	33.0	24	16	10	2	0	7	53	2	0	.195	.268	.238

GALLAGHER, Nick**RHP**

HEIGHT: 6-3 BATS: R BORN: September 9, 1995 in Iowa City, IA
 WEIGHT: 200 THROWS: R RESIDES: North Liberty, IA
 SIGNED BY: Steve Abney OBTAINED: 16th Round Selection by Indians in June, 2017 Draft
 SCHOOL: Iowa

CAREER HIGHLIGHTS: 2019-Placed on IL from May 27-August 19 with a right shoulder strain... 2018 - Limited to 18 games due to right elbow strain that forced him to DL from July 5-August 18.

YEAR	CLUB	W-L	ERA	G	GS	CG	SHO	SV	IP	H	R	ER	HR	HB	BB	SO	WP	BK	AVG	SLG	OBP
2018	Lake County	2-2	4.00	18	6	0	0	1	54.0	55	33	24	6	2	14	54	5	2	.256	.419	.307
2019	Lake County	0-0	0.00	4	0	0	0	0	9.0	5	0	0	0	1	0	4	0	0	.172	.207	.194
	AZL Indians Red	0-1	27.00	3	0	0	0	0	2.2	7	8	8	1	0	2	3	1	0	.438	.875	.500
	AZL Indians Blue	1-0	0.00	3	0	0	0	0	3.0	1	0	0	0	0	0	4	0	0	.100	.100	.100
	Lynchburg	1-1	4.89	10	5	0	0	1	35.0	25	22	19	2	1	24	44	8	0	.198	.317	.331
Minor Lge. Totals		4-4	4.43	38	11	0	0	2	103.2	93	63	51	9	4	40	109	14	2	.235	.381	.311

GARCIA, Frederic**RHP**

HEIGHT: 6-4 BATS: R BORN: December 17, 2000 in Azua, DR
 WEIGHT: 195 THROWS: R RESIDES: Azua, DR
 OBTAINED: Non-Drafted Free Agent (4/16/18)

YEAR	CLUB	W-L	ERA	G	GS	CG	SHO	SV	IP	H	R	ER	HR	HB	BB	SO	WP	BK	AVG	SLG	OBP
2018	DSL Co-Op	0-1	6.64	12	0	0	0	0	20.1	15	22	15	3	2	30	15	12	0	.224	.403	.475
	DSL Indians	0-0	27.00	1	0	0	0	0	0.2	0	2	2	0	2	3	0	2	0	.000	.000	.714
2019	DSL Indians	0-3	7.84	18	4	0	0	1	31.0	39	33	27	2	4	25	20	20	2	.320	.451	.442
Minor Lge. Totals		0-4	7.62	31	4	0	0	1	52.0	54	57	44	5	8	58	35	34	2	.283	.429	.462

GARCIA, Luis D.**RHP**

HEIGHT: 6-2 BATS: R BORN: June 23, 2000 in Maracaibo, VZ
 WEIGHT: 180 THROWS: R RESIDES: Maracaibo, VZ
 OBTAINED: Non-Drafted Free Agent (7/15/16)

CAREER HIGHLIGHTS: 2019- Tied for the AZL lead with 7 wins and finished first with 66.1 innings pitched... finished in the top 10 in WHIP (6th, 1.03) and opponent batting average (8th, .215)... 2018 - Led AZL Indians Red in innings (48.0).

YEAR	CLUB	W-L	ERA	G	GS	CG	SHO	SV	IP	H	R	ER	HR	HB	BB	SO	WP	BK	AVG	SLG	OBP
2017	DSL Indians	3-3	2.31	15	14	0	0	0	66.1	58	34	17	2	6	19	52	1	0	.236	.337	.303
2018	AZL Indians Red	4-1	4.31	10	7	0	0	0	48.0	57	27	23	4	1	11	39	5	1	.300	.426	.337
2019	AZL Indians Blue	7-0	2.58	13	11	0	0	0	66.1	53	26	19	2	0	15	44	2	0	.215	.300	.257
Minor Lge. Totals		14-4	2.94	38	32	0	0	0	180.2	168	87	59	8	7	45	135	8	1	.246	.348	.296

GARCIA, Mike**RHP**

HEIGHT: 6-4 BATS: R BORN: August 11, 2000 in Palo Negro, VZ
 WEIGHT: 183 THROWS: R RESIDES: Maracay, VZ
 SIGNED BY: Antonio Caballero & Koby Perez OBTAINED: Non-Drafted Free Agent (8/11/16)

CAREER HIGHLIGHTS: 2019- Placed on the IL from June 17-September 12 after undergoing right elbow surgery.

YEAR	CLUB	W-L	ERA	G	GS	CG	SHO	SV	IP	H	R	ER	HR	HB	BB	SO	WP	BK	AVG	SLG	OBP
2017	DSL Indians	1-7	3.81	13	13	0	0	0	59.0	62	38	25	4	5	22	34	11	0	.274	.398	.346
2018	DSL Indians	1-2	2.05	5	5	0	0	0	22.0	12	6	5	1	4	8	11	4	0	.169	.225	.286
	AZL Indians Red	4-0	3.12	7	1	0	0	0	26.0	25	9	9	2	4	9	41	3	0	.243	.359	.328
2019									DID NOT PITCH (INJURY)												
Minor Lge. Totals		6-9	3.28	25	19	0	0	0	107.0	99	53	39	7	13	39	86	18	0	.248	.358	.330

GARCIA, Yonaiker**RHP**

HEIGHT: 5-11 BATS: R BORN: December 15, 2000 in Ocumare del Tuy, VZ
 WEIGHT: 165 THROWS: R RESIDES: Lander, VZ
 OBTAINED: Non-Drafted Free Agent (6/1/18)

YEAR	CLUB	W-L	ERA	G	GS	CG	SHO	SV	IP	H	R	ER	HR	HB	BB	SO	WP	BK	AVG	SLG	OBP
2018	DSL Indians	0-0	10.80	2	0	0	0	0	1.2	0	2	2	0	1	2	1	1	1	.000	.000	.375
2019	DSL Indians	0-1	6.86	13	0	0	--	0	21.0	17	21	16	1	7	20	23	5	0	.218	.372	.415
Minor Lge. Totals		0-1	7.15	15	0	0	0	0	22.2	17	23	18	1	8	22	24	6	1	.205	.349	.412

GARZA, Justin

RHP

HEIGHT: 5-10 BATS: R BORN: March 20, 1994 in Glendora, CA
 WEIGHT: 170 THROWS: R RESIDES: Ontario, CA
 SIGNED BY: Jason Smith OBTAINED: 8th Round Selection by Indians in June, 2015 Draft
 SCHOOL: Cal State Fullerton

CAREER HIGHLIGHTS: 2019- Finished tied for 7th in the Carolina League in strikeouts (109)...2018- Named Carolina League Pitcher of the Week in consecutive weeks (April 9-15, 16-22)...limited to 18 starts due to two DL stints: May 4-22 (right elbow strain) and July 12-August 22 (left oblique strain)...2015- Reconstructive surgery on right elbow during college junior season (May 27)...All-American at CSF.

YEAR	CLUB	W-L	ERA	G	GS	CG	SHO	SV	IP	H	R	ER	HR	HB	BB	SO	WP	BK	AVG	SLG	OBP
2016	AZL Indians	0-2	7.00	6	4	0	0	0	9.0	12	8	7	0	6	7	9	1	0	.324	.378	.500
2017	Lake County	4-6	5.83	26	8	0	0	3	95.2	97	72	62	12	6	46	86	9	1	.265	.462	.352
2018	Lynchburg	5-6	3.71	16	16	0	0	0	68.0	56	31	28	5	4	22	69	2	0	.227	.344	.297
	Mahoning Valley	0-0	0.00	2	2	0	0	0	7.0	2	0	0	0	0	0	7	0	0	.091	.091	.091
2019	Lynchburg	6-9	4.99	29	20	0	0	1	119.0	126	74	66	13	10	56	109	11	0	.275	.428	.362
Minor Lge. Totals		15-23	4.91	79	50	0	0	4	298.2	293	185	163	30	26	131	280	23	1	.259	.412	.346

GERVACIO, Yeury

LHP

HEIGHT: 6-1 BATS: L BORN: July 1, 1999 in La Romana, DR
 WEIGHT: 180 THROWS: L RESIDES: Higuey, DR
 OBTAINED: Minor League Free Agent (6/14/18)

YEAR	CLUB	W-L	ERA	G	GS	CG	SHO	SV	IP	H	R	ER	HR	HB	BB	SO	WP	BK	AVG	SLG	OBP
2018	DSL Indians	2-1	5.93	9	4	0	0	0	27.1	34	22	18	2	3	14	26	0	0	.321	.443	.408
2019	DSL Indians	1-4	3.55	12	12	0	0	0	50.2	36	24	20	3	1	24	49	9	1	.200	.306	.293
Minor Lge. Totals		3-5	4.38	21	16	0	0	0	78.0	70	46	38	5	4	38	75	9	1	.245	.357	.337

GOMEZ, Henyer

INF

HEIGHT: 5-7 BATS: S BORN: August 26, 2002 in Loma de Cabrera, DR
 WEIGHT: 145 THROWS: R RESIDES: Loma de Cabrera, DR
 OBTAINED: Non-Drafted Free Agent (8/31/18)

YEAR	CLUB	AVG	G	AB	R	H	2B	3B	HR	RBI	SH	SF	HBP	BB	SO	SB	CS	SLG	OBP	OPS	E
2019	DSL Indians	.180	54	205	28	37	6	4	0	12	1	0	3	26	61	14	6	.249	.282	.531	12

GONZALEZ, Gian Paul

C

HEIGHT: 5-10 BATS: R BORN: January 11, 1996 in Bayamon, PR
 WEIGHT: 190 THROWS: R RESIDES: Toa Alta, PR
 SIGNED BY: Mike Soper OBTAINED: 20th Round by Indians in June, 2014 Draft

YEAR	CLUB	AVG	G	AB	R	H	2B	3B	HR	RBI	SH	SF	HBP	BB	SO	SB	CS	SLG	OBP	OPS	E
2014	AZL Indians	.176	11	34	4	6	0	0	0	5	0	0	0	6	9	0	0	.176	.300	.476	2
2015	AZL Indians	.274	26	84	9	23	2	0	0	7	2	1	3	9	27	1	0	.298	.361	.658	0
2016	Mahoning Valley	.230	26	87	5	20	3	0	0	2	2	0	0	4	27	0	0	.264	.264	.528	5
2017	Mahoning Valley	.125	32	96	6	12	1	0	0	7	0	1	3	9	29	0	0	.135	.220	.356	1
2018	Lynchburg	.217	6	23	3	5	2	0	0	1	0	0	1	2	9	0	0	.304	.308	.612	1
	Lake County	.233	8	30	3	7	2	0	1	4	0	0	0	2	11	0	0	.400	.281	.681	1
	Akron	.091	3	11	0	1	0	0	0	1	0	0	0	0	5	0	0	.091	.091	.182	1
	Mahoning Valley	.243	13	37	2	9	0	0	0	2	1	0	0	6	15	2	1	.243	.349	.592	0
2019	Akron	.128	16	47	3	6	1	0	0	1	5	0	0	7	19	0	0	.149	.241	.390	1
	Lake County	.065	10	31	0	2	0	0	0	0	0	0	0	1	11	0	0	.065	.094	.158	2
Minor Lge. Totals		.190	151	480	35	91	11	0	1	30	10	2	7	46	162	3	1	.219	.269	.488	14

GONZALEZ, Joab

INF

HEIGHT: 5-11 BATS: R BORN: December 2, 1999 in Arecibo, Puerto Rico
 WEIGHT: 175 THROWS: R RESIDES: Arecibo, Puerto Rico
 SIGNED BY: Garrick Chaffee OBTAINED: 24th Round by Indians in June, 2019 Draft
 SCHOOL: New Mexico JC (NM)

YEAR	CLUB	AVG	G	AB	R	H	2B	3B	HR	RBI	SH	SF	HBP	BB	SO	SB	CS	SLG	OBP	OPS	E
2019	AZL Indians Blue	.375	13	32	7	12	3	0	0	4	1	1	1	4	6	2	1	.469	.447	.916	6
	Mahoning Valley	.200	37	115	13	23	1	1	1	13	1	1	0	9	38	3	0	.252	.256	.508	4
Minor Lge. Totals		.238	50	147	20	35	4	1	1	17	2	2	1	13	44	5	1	.299	.301	.600	10

PLAYER DEVELOPMENT

GONZALEZ, Marcos**INF**HEIGHT: 5-11
WEIGHT: 165BATS: R
THROWS: RBORN: October 12, 1999 in San Cristobal, DR
RESIDES: Bani, DR
OBTAINED: Non-Drafted Free Agent (7/2/16)

CAREER HIGHLIGHTS: 2018 - Finished 8th in Arizona League in OPS (.855) and tied for 9th in on-base percentage (.397).

YEAR	CLUB	AVG	G	AB	R	H	2B	3B	HR	RBI	SH	SF	HBP	BB	SO	SB	CS	SLG	OBP	OPS	E
2017	DSL Indians	.274	56	215	31	59	7	0	1	24	1	2	3	31	28	13	4	.321	.371	.691	20
2018	AZL Indians Blue	.305	35	131	22	40	7	2	3	20	2	0	6	14	28	4	4	.458	.397	.855	12
2019	Lake County	.206	11	34	4	7	1	0	1	4	0	0	0	9	11	4	0	.324	.372	.696	3
Minor Lge. Totals		.279	102	380	57	106	15	2	5	48	3	2	9	54	67	21	8	.368	.380	.748	35

GONZALEZ, Oscar**OF**HEIGHT: 6-2
WEIGHT: 180BATS: R
THROWS: RBORN: January 10, 1998 in Sabana Grande de Palenque, DR
RESIDES: San Cristobal, DR
OBTAINED: Non-Drafted Free Agent (7/2/14)

CAREER HIGHLIGHTS: 2019 - Finished tied for 6th in the Carolina League in hits (123), tied for 8th in runs batted in (61), and tied for 9th in total bases (175)...2018 - Finished 4th in Midwest League in total bases (201), 5th in hits (135) and 7th in batting average (.292)...led Lynchburg in batting average (.292), at-bats (462), hits (135), doubles (25) and total bases (201)...2017 - Named New York-Penn League Midseason All-Star...2016 - Named Arizona League Most Valuable Player...tied for league lead with 8 home runs and led league with .566 slugging percentage...named AZL Postseason All-Star.

YEAR	CLUB	AVG	G	AB	R	H	2B	3B	HR	RBI	SH	SF	HBP	BB	SO	SB	CS	SLG	OBP	OPS	E
2015	DSL Indians	.203	70	256	25	52	17	1	4	38	0	4	3	19	65	1	3	.324	.262	.587	4
2016	Mahoning Valley	.000	1	3	0	0	0	0	0	0	0	0	0	1	1	0	0	.000	.250	.250	1
	AZL Indians	.303	40	145	30	44	10	2	#8	26	0	1	1	8	57	4	0	*.566	.342	.907	3
2017	Mahoning Valley	.283	55	237	20	67	16	0	3	34	0	2	2	5	61	0	0	.388	.301	.689	5
2018	Lake County	.292	114	462	52	135	25	1	13	52	0	4	2	12	107	5	6	.435	.310	.745	12
2019	Akron	.188	29	96	7	18	5	0	1	9	0	1	0	3	17	0	0	.271	.210	.481	3
	Lynchburg	.319	96	385	46	123	22	3	8	61	1	2	2	12	66	7	5	.455	.342	.796	3
Minor Lge. Totals		.277	405	1584	180	439	95	7	37	220	1	14	10	60	374	17	14	.416	.305	.721	31

GUTIERREZ, Jhonnevver**RHP**HEIGHT: 6-5
WEIGHT: 200BATS: R
THROWS: RBORN: December 24, 1998 in Distrito San Fernando, VZ
RESIDES: San Fernando de Apure, VZ
OBTAINED: Non-Drafted Free Agent (11/24/15)

CAREER HIGHLIGHTS: 2018 - Tied for 3rd in Arizona League in innings (58.2) and led AZL Indians Blue in starts (10) and innings...2017 - Did not pitch (injured).

YEAR	CLUB	W-L	ERA	G	GS	CG	SHO	SV	IP	H	R	ER	HR	HB	BB	SO	WP	BK	AVG	SLG	OBP	
2016	DSL Indians	3-5	5.50	13	13	0	0	0	54.0	58	41	33	1	3	29	30	8	0	.271	.360	.364	
2017		INJURED--DID NOT PLAY																				
2018	AZL Indians Blue	2-5	4.14	12	10	0	0	0	58.2	64	40	27	3	4	18	42	3	2	.281	.395	.341	
2019	AZL Indians Blue	2-1	4.20	5	2	0	0	0	15.0	14	7	7	2	3	9	14	1	0	.233	.350	.361	
	Mahoning Valley	2-5	7.31	8	8	0	0	0	28.1	36	23	1	6	8	15	3	0	0	.327	.500	.388	
Minor Lge. Totals		9-16	5.19	38	33	0	0	0	156.0	172	111	90	7	16	64	101	15	2	.281	.397	.360	

HANKINS, Ethan**RHP**HEIGHT: 6-6
WEIGHT: 200
SIGNED BY: CT Bradford
SCHOOL: Forsyth Central HS (GA)BATS: R
THROWS: RBORN: May 23, 2000 in Atlanta, GA
RESIDES: The Villages, FL
OBTAINED: 1st Round Selection (35th overall) by Indians in June, 2018 Draft

CAREER HIGHLIGHTS: 2019 - Listed as the No. 8 prospect according to MLB.com entering the 2020 season...2018 - Named No. 3 prospect in Indians organization by MLB Pipeline and No. 10 prospect by Baseball America entering 2019 season.

YEAR	CLUB	W-L	ERA	G	GS	CG	SHO	SV	IP	H	R	ER	HR	HB	BB	SO	WP	BK	AVG	SLG	OBP
2018	AZL Indians Red	0-0	6.00	2	2	0	0	0	3.0	4	2	2	0	1	0	6	0	0	.308	.385	.357
2019	Lake County	0-3	4.64	5	5	0	0	0	21.2	20	12	11	3	1	12	28	1	1	.250	.400	.351
	Mahoning Valley	0-0	1.40	9	8	0	0	0	38.2	23	10	6	1	4	18	43	3	0	.178	.217	.294
Minor Lge. Totals		0-3	2.71	16	15	0	0	0	63.0	47	24	19	4	6	30	77	4	1	.212	.293	.318

HART, Zach**RHP**HEIGHT: 6-4
WEIGHT: 235
SIGNED BY: Mike Kanen
SCHOOL: Franklin Pierce NHBATS: R
THROWS: RBORN: May 17, 1997 in Hartford, CT
RESIDES: Rindge, NH
OBTAINED: 10th Round Selection by Indians in June, 2019 Draft

YEAR	CLUB	W-L	ERA	G	GS	CG	SHO	SV	IP	H	R	ER	HR	HB	BB	SO	WP	BK	AVG	SLG	OBP
2019	AZL Indians Red	2-0	3.44	9	0	0	0	0	18.1	18	13	7	1	1	6	29	2	1	.254	.408	.313
	AZL Indians Blue	0-1	12.86	4	1	0	0	0	7.0	15	10	10	3	0	3	7	1	0	.469	.844	.514
Minor Lge. Totals		2-1	6.04	13	1	0	0	0	25.1	33	23	17	4	1	9	36	3	1	.320	.544	.374

HARTSON, Brock**RHP**

HEIGHT: 6-2 BATS: R BORN: August 9, 1993 in Houston, TX
 WEIGHT: 200 THROWS: R RESIDES: Pearlant, TX
 SIGNED BY: Kyle Van Hook OBTAINED: 21st Round Selection by Indians in June, 2015 Draft
 SCHOOL: Univ. Texas-San Antonio

CAREER HIGHLIGHTS: 2018 - Retired from baseball, returned in 2019...2017 - Led Carolina League in ERA (3.06) and ranked 2nd in opponent batting average (.220)...named CL Midseason All-Star and tossed scoreless inning for Northern Division...also named CL Pitcher of the Week for August 7-13; tossed 6.0 innings and struck out 5 in win over Carolina...2016 - Began the season with Lake County and led the team with a 2.86 ERA (minimum 40.0 innings)...went 9-6 with a 3.20 ERA between Lake County and Lynchburg, the 5th-lowest ERA among all Indians Minor Leaguers.

YEAR	CLUB	W-L	ERA	G	GS	CG	SHO	SV	IP	H	R	ER	HR	HB	BB	SO	WP	BK	AVG	SLG	OBP
2015	Mahoning Valley	4-1	1.66	14	3	0	0	0	38.0	27	12	7	1	0	15	29	6	0	.197	.241	.275
2016	Lynchburg	2-1	4.18	6	6	0	0	0	32.1	38	16	15	4	1	7	26	0	0	.290	.473	.329
	Lake County	7-5	2.86	20	10	1	0	0	94.1	87	36	30	7	2	20	69	3	0	.243	.383	.286
2017	Lynchburg	6-5	*3.06	23	19	0	0	1	129.1	104	51	44	11	5	31	88	3	0	.220	.336	.275
2019	Lake County	1-1	18.90	2	1	0	0	0	3.1	7	8	7	1	0	6	3	0	0	.438	.750	.591
	AZL Indians Red	0-0	9.00	1	1	0	0	0	2.0	3	2	2	0	0	1	4	0	0	.375	.500	.444
	Lynchburg	2-3	2.91	10	8	0	0	0	43.1	36	16	14	4	3	15	37	1	1	.226	.340	.305
Minor Lge. Totals		22-16	3.13	76	48	1	0	1	342.2	302	141	119	28	11	95	256	13	1	.236	.360	.293

HEREDIA, Erick**RHP**

HEIGHT: 6-4 BATS: R BORN: March 17, 1997 in Santo Domingo Centro, DR
 WEIGHT: 175 THROWS: R RESIDES: San Cristobal, DR
 OBTAINED: Minor League Free Agent (6/6/18)

YEAR	CLUB	W-L	ERA	G	GS	CG	SHO	SV	IP	H	R	ER	HR	HB	BB	SO	WP	BK	AVG	SLG	OBP
2016	DSL Phillies	0-0	4.15	2	1	0	0	0	4.1	5	2	2	0	0	4	0	1	0	.294	.353	.429
2017	DSL Phillies	0-6	3.67	13	12	0	0	0	49.0	54	36	20	0	7	26	39	10	0	.274	.350	.373
2018	DSL Indians	2-5	3.68	16	0	0	0	3	29.1	25	19	12	3	2	14	27	8	0	.227	.373	.320
2019	DSL Indians	1-0	3.49	17	1	0	0	3	38.2	41	18	15	3	2	9	26	7	0	.273	.407	.321
Minor Lge. Totals		3-11	3.63	48	14	0	0	6	121.1	125	75	49	6	11	53	92	26	0	.264	.373	.347

HERNANDEZ, Allan**RHP**

HEIGHT: 6-5 BATS: R BORN: July 19, 2001 in Annapolis, MD
 WEIGHT: 225 THROWS: R RESIDES: Miami, FL
 SIGNED BY: Jhonathan Leyba OBTAINED: 12th Round Selection by Indians in June, 2019 Draft
 SCHOOL: Miami Christian HS (Miami, FL)

YEAR	CLUB	W-L	ERA	G	GS	CG	SHO	SV	IP	H	R	ER	HR	HB	BB	SO	WP	BK	AVG	SLG	OBP
2019	AZL Indians Red	1-0	6.57	11	0	0	0	0	12.1	13	15	9	0	4	15	16	9	0	.265	.327	.464

HERRIN, Tim**LHP**

HEIGHT: 6-5 BATS: L BORN: October 8, 1996 in Munsier, IN
 WEIGHT: 225 THROWS: L RESIDES: Terre Haute, IN
 SIGNED BY: Pete Loizzo OBTAINED: 29th Round Selection by Indians in June, 2018 Draft
 SCHOOL: Indiana

CAREER HIGHLIGHTS: 2019- Finished 6th in the New York-Penn League in saves (6).

YEAR	CLUB	W-L	ERA	G	GS	CG	SHO	SV	IP	H	R	ER	HR	HB	BB	SO	WP	BK	AVG	SLG	OBP
2018	AZL Indians Blue	0-1	6.16	13	0	0	0	3	19.0	29	17	13	1	0	8	22	2	0	.354	.476	.407
2019	Lake County	1-0	4.85	12	0	0	0	1	26.0	22	15	14	3	1	12	19	4	0	.234	.351	.324
	Mahoning Valley	1-0	0.00	11	0	0	0	6	17.0	9	4	0	0	0	2	10	1	0	.150	.183	.177
Minor Lge. Totals		2-1	3.92	36	0	0	0	10	62.0	60	36	27	4	1	22	51	7	0	.254	.352	.318

HILLMAN, Juan**LHP**

HEIGHT: 6-2 BATS: L BORN: May 15, 1997 in Winter Haven, FL
 WEIGHT: 183 THROWS: L RESIDES: Gotha, FL
 SIGNED BY: Mike Soper OBTAINED: 2nd Round Selection by Indians in June, 2015 Draft
 SCHOOL: Olympia HS (FL)

CAREER HIGHLIGHTS: 2019 - Led the Carolina League in earned run average (3.85) and opponent batting average (.269), as well as tied for 4th in games started (25)...2017 - Led Lake County with 7 wins, 137.2 innings pitched and 101 strikeouts...tied for 2nd in Midwest League in starts (26) and 3rd in innings...2016 - Entered season ranked No. 11 prospect in Indians organization (*Baseball America*)...ranked 2nd in New York-Penn League in starts (15)...also led Mahoning Valley with 63.0 innings...New York-Penn League Mid-Season All-Star...2015 - Named *Perfect Game USA* 1st Team Preseason All-American and Florida All-Region First Team...godson of former Major League pitcher Tom Gordon.

YEAR	CLUB	W-L	ERA	G	GS	CG	SHO	SV	IP	H	R	ER	HR	HB	BB	SO	WP	BK	AVG	SLG	OBP
2015	AZL Indians	0-2	4.13	8	6	0	0	0	24.0	26	13	11	0	3	5	20	1	2	.286	.440	.337
2016	Mahoning Valley	3-4	4.43	15	15	0	0	0	63.0	66	36	31	5	6	24	47	3	1	.268	.423	.344
2017	Lake County	7-10	6.08	26	26	0	0	0	137.2	158	102	93	22	10	48	101	9	2	.290	.491	.355
2018	Lake County	6-12	5.18	26	26	0	0	0	128.2	140	95	74	7	6	52	110	21	2	.273	.411	.341
2019	Lynchburg	6-12	3.85	25	25	0	0	0	140.1	147	77	60	10	10	41	99	10	0	.269	.397	.328
Minor Lge. Totals		22-40	4.90	100	98	0	0	0	493.2	537	323	269	44	35	170	377	44	7	.277	.432	.342

PLAYER DEVELOPMENT

HOLLAND, Korey**OF**

HEIGHT: 5-11

BATS: R

BORN: January 1, 2000 in Houston, TX

WEIGHT: 170

THROWS: R

RESIDES: Houston, TX

SIGNED BY: Kyle Van Hook

OBTAINED: 14th Round Selection by Indians in June, 2018 Draft

SCHOOL: Langham Creek HS (TX)

YEAR	CLUB	AVG	G	AB	R	H	2B	3B	HR	RBI	SH	SF	HBP	BB	SO	SB	CS	SLG	OBP	OPS	E
2018	AZL Indians Red	.245	31	94	20	23	3	1	0	12	0	1	2	23	30	7	1	.298	.400	.698	1
2019	Mahoning Valley	.212	48	165	27	35	4	3	1	11	1	0	4	26	53	5	3	.291	.333	.624	2
Minor Lge. Totals		.224	79	259	47	58	7	4	1	23	1	1	6	49	83	12	4	.293	.358	.652	3

HOLMES, Quentin**OF**

HEIGHT: 6-1

BATS: R

BORN: July 7, 1999 in Queens, NY

WEIGHT: 175

THROWS: R

RESIDES: Casa Grande, AZ

SIGNED BY: Mike Kanen

OBTAINED: 2nd Round (64th overall) by Indians in June, 2017 Draft

SCHOOL: Monsignor McClancy Memorial HS (NY)

CAREER HIGHLIGHTS: 2018 - Limited to seven games due to a left hamstring strain...amed Fastest Baserunner in Indians Farm System entering 2018 and 2019 by *Baseball America*...**2017** - Tied for 1st on AZL Indians in stolen bases (5)...named 2016-17 *Gate*rade Player of the Year for New York and 2017 Rawlings Perfect Game Pre-Season All-American and member of U18 U.S. National Team.

YEAR	CLUB	AVG	G	AB	R	H	2B	3B	HR	RBI	SH	SF	HBP	BB	SO	SB	CS	SLG	OBP	OPS	E
2017	AZL Indians	.182	41	159	22	29	5	3	2	15	1	1	0	8	61	5	4	.289	.220	.510	2
2018	AZL Indians Blue	.000	1	2	0	0	0	0	0	0	0	0	0	0	1	0	0	.000	.000	.000	0
	AZL Indians Red	.158	6	19	5	3	1	0	0	1	0	0	4	7	2	1	.211	.304	.515	0	
2019	Lake County	.175	112	412	54	72	15	4	6	26	2	4	5	36	159	23	9	.274	.247	.522	9
Minor Lge. Totals		.176	160	592	81	104	21	7	8	42	3	5	5	48	228	30	14	.275	.241	.517	11

ICE, Logan**C**

HEIGHT: 5-10

BATS: S

BORN: May 27, 1995 in Tacoma, WA

WEIGHT: 195

THROWS: R

RESIDES: Puyallup, WA

SIGNED BY: Connor Glassey

OBTAINED: CB (Round B, #72 overall) Selection by Indians in June, 2016 Draft

SCHOOL: Oregon State

CAREER HIGHLIGHTS: 2018 - Placed on DL with right hand strain August 3 and missed remainder of season...**2017** - Named Best Defensive Catcher in Indians organization for a second consecutive season by *Baseball America*...**2016** - Named Pac-12 Defensive Player of the Year after throwing out 44 percent of basestealers as a junior at Oregon State...finalist for Johnny Bench Award, which recognizes top catcher in NCAA... named 12th-best prospect and Best Defensive Catcher in the organization by *Baseball America*.

YEAR	CLUB	AVG	G	AB	R	H	2B	3B	HR	RBI	SH	SF	HBP	BB	SO	SB	CS	SLG	OBP	OPS	E
2016	Mahoning Valley	.198	39	126	13	25	7	0	2	8	2	1	2	23	38	0	0	.302	.329	.631	2
2017	Lake County	.228	93	316	38	72	10	1	11	42	1	5	3	42	74	1	1	.370	.320	.690	6
2018	Lynchburg	.194	43	144	15	28	5	1	1	21	0	2	2	18	46	0	0	.264	.289	.553	1
	Akron	.250	17	48	8	12	3	2	0	8	1	1	0	5	18	0	0	.396	.315	.711	0
2019	Akron	.180	79	239	21	43	4	1	4	22	2	1	3	36	74	0	0	.255	.294	.549	3
Minor Lge. Totals		.206	271	873	95	180	29	5	18	101	6	10	10	124	250	1	1	.313	.309	.622	12

IDROGO, Cesar**INF**

HEIGHT: 5-11

BATS: S

BORN: March 26, 2001 in San Antonio de Maturin, VZ

WEIGHT: 170

THROWS: R

RESIDES: San Antonio de Capayacuar, VZ

OBTAINED: Non-Drafted Free Agent (7/2/17)

YEAR	CLUB	AVG	G	AB	R	H	2B	3B	HR	RBI	SH	SF	HBP	BB	SO	SB	CS	SLG	OBP	OPS	E
2018	DSL Indians	.309	45	165	18	51	8	2	3	28	0	3	2	13	16	7	0	.436	.361	.797	5
2019	AZL Indians Red	.243	49	173	19	42	7	2	0	23	1	4	0	16	31	9	5	.306	.301	.607	5
Minor Lge. Totals		.275	94	338	37	93	15	4	3	51	1	7	2	29	47	16	5	.370	.330	.700	10

JANCZAK, Jared**RHP**

HEIGHT: 6-1

BATS: R

BORN: June 23, 1995 in Belton, TX

WEIGHT: 205

THROWS: R

RESIDES: Fort Worth, TX

SIGNED BY: Garrick Chaffee

OBTAINED: 31st Round Selection by Indians in June, 2019 Draft

SCHOOL: Texas Christian

YEAR	CLUB	W-L	ERA	G	GS	CG	SHO	SV	IP	H	R	ER	HR	HB	BB	SO	WP	BK	AVG	SLG	OBP
2019	AZL Indians Blue	1-0	4.02	15	0	0	0	1	15.2	16	17	7	0	4	6	24	5	0	.235	.294	.317

JENKINS, Liam**RHP**

HEIGHT: 6-8 BATS: R BORN: April 9, 1997 in Mokena, IL
 WEIGHT: 225 THROWS: R RESIDES: Mokena, IL
 SIGNED BY: Bob Mayer OBTAINED: 17th Round Selection by Indians in June, 2018 Draft
 SCHOOL: Louisville

YEAR	CLUB	W-L	ERA	G	GS	CG	SHO	SV	IP	H	R	ER	HR	HB	BB	SO	WP	BK	AVG	SLG	OBP
2018	AZL Indians Blue	4-0	4.91	14	0	0	0	0	22.0	18	13	12	0	3	16	37	3	0	.228	.266	.374
2019	Mahoning Valley	0-6	4.03	14	11	0	0	0	58.0	55	35	26	0	6	31	44	5	2	.255	.343	.359
Minor Lge. Totals		4-6	4.28	28	11	0	0	0	80.0	73	48	38	0	9	47	81	8	2	.247	.322	.363

JEREZ, Elvis**RHP**

HEIGHT: 6-4 BATS: R BORN: February 5, 2000 in Fantino, DR
 WEIGHT: 185 THROWS: R RESIDES: Fantino, DR
 OBTAINED: Non-Drafted Free Agent (8/31/18)

YEAR	CLUB	W-L	ERA	G	GS	CG	SHO	SV	IP	H	R	ER	HR	HB	BB	SO	WP	BK	AVG	SLG	OBP
2019	DSL Indians	1-3	6.93	14	0	0	0	1	37.2	37	39	29	4	9	35	40	8	0	.253	.370	.424

JEREZ, Miguel**C**

HEIGHT: 6-1 BATS: R BORN: October 24, 1997 in Santo Domingo Centro, DR
 WEIGHT: 178 THROWS: R RESIDES: Santo Domingo Este, DR
 OBTAINED: Non-Drafted Free Agent (3/21/16)

CAREER HIGHLIGHTS: 2018 - Named Most Valuable Player of Arizona League...Selected to Arizona League Postseason All-Star team...led Arizona League in home runs (14), total bases (101) and slugging percentage (.577), tied for 1st in RBI (37), finished 2nd in OPS (.937) and tied for 9th in doubles (11).

YEAR	CLUB	AVG	G	AB	R	H	2B	3B	HR	RBI	SH	SF	HBP	BB	SO	SB	CS	SLG	OBP	OPS	E
2016	DSL Indians	.208	38	125	14	26	6	1	1	14	0	1	1	22	31	3	2	.296	.329	.625	10
2017	AZL Indians	.218	30	110	11	24	8	0	1	12	0	0	1	8	37	1	0	.318	.277	.595	3
2018	AZL Indians Blue	.274	48	175	30	48	11	0	*14	#37	0	1	3	21	56	2	0	*.577	.360	.937	0
2019	Lake County	.176	80	262	30	46	11	0	10	36	0	2	9	33	96	1	0	.332	.288	.620	9
Minor Lge. Totals		.214	196	672	85	144	36	1	26	99	0	4	14	84	220	7	2	.387	.313	.700	22

JIMENEZ, Diarlin**RHP**

HEIGHT: 6-5 BATS: R BORN: March 18, 2000 in Santo Domingo Centro, DR
 WEIGHT: 180 THROWS: R RESIDES: Cristo Rey, DR
 OBTAINED: Non-Drafted Free Agent (12/21/16)

CAREER HIGHLIGHTS: 2019 - Tied for second in the AZL in starts (12)...2018 - Led Dominican Summer League in starts (15).

YEAR	CLUB	W-L	ERA	G	GS	CG	SHO	SV	IP	H	R	ER	HR	HB	BB	SO	WP	BK	AVG	SLG	OBP
2017	DSL Indians	4-6	4.98	14	10	0	0	0	65.0	79	*52	#36	2	7	20	47	12	2	.298	.370	.367
2018	DSL Indians	1-5	3.18	15	*15	0	0	0	65.0	68	44	23	2	4	23	46	10	2	.260	.324	.325
2019	AZL Indians Blue	1-4	4.66	12	12	0	0	0	48.1	60	46	25	1	7	28	43	16	2	.308	.405	.404
Minor Lge. Totals		6-15	4.24	41	37	0	0	0	178.1	207	142	84	5	18	71	136	38	6	.287	.363	.361

JIMENEZ, Pablo**OF**

HEIGHT: 6-2 BATS: R BORN: February 6, 1999 in Santo Domingo Centro, DR
 WEIGHT: 175 THROWS: R RESIDES: Santo Domingo, DR
 OBTAINED: Non-Drafted Free Agent (7/2/15)

CAREER HIGHLIGHTS: 2018 - Tied for 9th in Arizona League in home runs (5).

YEAR	CLUB	AVG	G	AB	R	H	2B	3B	HR	RBI	SH	SF	HBP	BB	SO	SB	CS	SLG	OBP	OPS	E
2016	DSL Indians	.257	52	183	16	47	8	2	4	16	0	2	2	11	45	0	2	.388	.303	.691	6
2017	DSL Indians	.224	26	85	18	19	2	0	1	6	0	1	4	17	26	2	3	.282	.374	.656	3
	DSL Co-Op	.253	25	87	13	22	8	2	1	14	0	0	1	5	17	0	2	.425	.301	.726	3
2018	AZL Indians Red	.208	34	106	19	22	6	1	5	23	0	1	1	8	50	0	0	.425	.267	.692	0
2019	AZL Indians Blue	.150	33	107	18	16	2	3	3	14	1	2	5	10	54	0	0	.308	.250	.558	3
Minor Lge. Totals		.222	170	568	84	126	26	8	14	73	1	6	13	51	192	2	7	.370	.298	.667	15

JONES, Jordan**RHP**

HEIGHT: 6-2 BATS: R BORN: October 2, 1997 in Seattle, WA
 WEIGHT: 195 THROWS: R RESIDES: Kent, WA
 SIGNED BY: Conor Glassey OBTAINED: 16th Round Selection by Indians in June, 2019 Draft
 SCHOOL: Washington

YEAR	CLUB	W-L	ERA	G	GS	CG	SHO	SV	IP	H	R	ER	HR	HB	BB	SO	WP	BK	AVG	SLG	OBP
2019	AZL Indians Blue	3-0	2.17	14	3	0	0	0	37.1	30	10	9	1	1	9	45	0	0	.227	.295	.282

JONES, Nolan**INF**

HEIGHT: 6-3

BATS: L

BORN: May 7, 1998 in Langhorne, PA

WEIGHT: 195

THROWS: R

RESIDES: Langhorne, PA

SIGNED BY: Mike Kanen

OBTAINED: 2nd Round Selection by Indians in June, 2016 Draft

SCHOOL: Holy Ghost Prep (PA)

CAREER HIGHLIGHTS: 2019- Listed as the Indians top prospect according to *MLB.com*... Named *MiLB.com* Organizational All-Star...**2018**- Finished 3rd in Midwest League in OPS (.858), tied for 4th in on-base percentage (.393), finished 6th in slugging percentage (.464), tied for 8th in home runs (16) and finished 10th in walks (63)... led Lake County in on-base percentage (.393) and slugging percentage (.464)... named No. 2 prospect in Indians organization by *Baseball America* and *MLB Pipeline* entering 2019 season... voted Best Infield Arm in Indians Farm System by *Baseball America*... ranked as the No. 19 prospect in the Midwest League by *Baseball America* following the 2018 season...**2017**- Led organization in batting average (.317) and led team in batting average, runs scored (41), hits (69), doubles (19), games played (62) and walks (43)... also led New York-Penn League in on-base percentage (.430) and OPS (.912); tied for league lead with 25 extra-base hits and ranked 2nd in slugging percentage (.482)... named *Baseball America* Short-Season All-Star... named Best Strike Zone Discipline & Best Infield Arm in Indians Farm System entering 2018 by *Baseball America*... named Cleveland's No. 3 prospect and No. 80 in MLB overall entering 2018 by *ESPN*...**2016**- Named a 2016 Rawlings Perfect Game 1st Team All-American.

YEAR	CLUB	AVG	G	AB	R	H	2B	3B	HR	RBI	SH	SF	HBP	BB	SO	SB	CS	SLG	OBP	OPS	E
2016	AZL Indians	.257	32	109	10	28	5	2	0	9	0	1	1	23	49	3	1	.339	.388	.728	12
2017	Mahoning Valley	.317	62	218	41	69	18	3	4	33	0	2	2	43	60	1	0	.482	*.430	*.912	22
2018	Lynchburg	.298	30	104	23	31	9	0	3	17	0	0	0	26	34	0	0	.471	.438	.910	9
	Lake County	.279	90	323	46	90	12	0	16	49	0	3	0	63	97	2	1	.464	.393	.858	18
2019	Akron	.253	49	178	33	45	10	2	8	22	0	0	2	31	63	2	0	.466	.370	.836	6
	Lynchburg	.286	77	252	48	72	12	1	7	41	0	3	4	65	85	5	3	.425	.435	.860	15
Minor Lge. Totals		.283	340	1184	201	335	66	8	38	171	0	9	9	251	388	13	5	.448	.409	.858	82

KELKBOOM, Makesiondon**INF**

HEIGHT: 5-11

BATS: R

BORN: July 12, 2000 in Leiden, Netherlands

WEIGHT: 152

THROWS: R

RESIDES: Willemstad, Curacao

OBTAINED: Non-Drafted Free Agent (7/12/16)

YEAR	CLUB	AVG	G	AB	R	H	2B	3B	HR	RBI	SH	SF	HBP	BB	SO	SB	CS	SLG	OBP	OPS	E
2017	DSL Co-Op	.207	34	121	8	25	6	2	0	13	2	1	1	12	29	2	8	.289	.281	.571	19
2018	AZL Indians Red	.127	26	71	12	9	3	0	1	7	1	1	2	15	27	5	5	.211	.292	.503	7
2019	Lake County	.163	31	86	6	14	3	1	2	8	0	1	0	7	35	2	4	.291	.223	.514	8
	AZL Indians Blue	.111	7	18	0	2	1	0	0	1	0	0	0	7	0	1	0	.167	.111	.278	3
Minor Lge. Totals		.169	98	296	26	50	13	3	3	29	3	3	3	34	98	9	18	.264	.259	.522	37

KELLY, Kevin**RHP**

HEIGHT: 6-2

BATS: R

BORN: November 28, 1997 in Springfield, VA

WEIGHT: 200

THROWS: R

RESIDES: Springfield, VA

SIGNED BY: Bob Mayer

OBTAINED: 19th Round Selection by the Indians in the June, 2019 Draft

SCHOOL: James Madison

YEAR	CLUB	W-L	ERA	G	GS	CG	SHO	SV	IP	H	R	ER	HR	HB	BB	SO	WP	BK	AVG	SLG	OBP
2019	AZL Indians Red	0-0	0.00	3	0	0	0	2	4.0	4	0	0	0	0	0	6	0	0	.267	.267	.267
	AZL Indians Blue	1-0	2.70	11	0	0	0	0	13.1	14	7	4	1	0	2	19	0	0	.269	.365	.291
Minor Lge. Totals		1-0	2.08	14	0	0	0	2	17.1	18	7	4	1	0	2	25	0	0	.269	.343	.286

KRAUTH, Ben**LHP**

HEIGHT: 6-0

BATS: L

BORN: March 10, 1994 in Concord, CA

WEIGHT: 180

THROWS: L

RESIDES: Concord, CA

SIGNED BY: Steve Abney

OBTAINED: 16th Round Selection by Indians in June, 2016 Draft

SCHOOL: Kansas

CAREER HIGHLIGHTS: 2018- Tied for 8th in Carolina League in appearances (38).

YEAR	CLUB	W-L	ERA	G	GS	CG	SHO	SV	IP	H	R	ER	HR	HB	BB	SO	WP	BK	AVG	SLG	OBP
2016	AZL Indians	2-0	0.00	7	0	0	0	2	14.0	9	1	0	0	1	0	20	1	0	.184	.184	.196
	Lake County	0-0	3.00	2	0	0	0	0	3.0	3	1	1	1	0	1	0	0	.300	.600	.364	
	Mahoning Valley	2-0	2.57	7	0	0	0	0	21.0	16	7	6	1	0	6	25	0	0	.213	.293	.272
2017	Lake County	4-2	1.75	23	2	0	0	0	61.2	43	14	12	4	1	30	72	0	0	.205	.305	.305
	Lynchburg	1-0	1.59	10	1	0	0	4	17.0	8	3	3	1	0	9	20	1	0	.145	.236	.266
2018	Lynchburg	4-2	1.99	38	0	0	0	2	68.0	47	18	15	2	2	25	100	3	0	.191	.268	.270
	Akron	0-0	0.00	1	0	0	0	0	2.0	3	1	0	0	0	1	0	0	0	.333	.556	.400
2019	Akron	1-3	4.66	34	0	0	0	1	56.0	50	33	29	9	2	32	53	1	0	.237	.417	.337
	Columbus	0-0	0.00	1	0	0	0	0	0.1	0	0	0	0	0	3	0	0	0	.000	.000	.750
Minor Lge. Totals		14-7	2.44	123	3	0	0	9	243.0	179	78	66	18	6	107	291	6	0	.207	.315	.296

KWAN, Steven**OF**

HEIGHT: 5-9 BATS: L BORN: September 5, 1997 in Los Gatos, CA
 WEIGHT: 175 THROWS: L RESIDES: Fremont, CA
 SIGNED BY: Conor Glassey OBTAINED: 5th Round Selection by the Indians in the June, 2018 Draft
 SCHOOL: Oregon State

CAREER HIGHLIGHTS: 2019- Finished 3rd in the Carolina League in batting average (.280), 5th in on-base percentage (.353), 3rd in hits (134), tied for 6th in doubles (26), tied for 3rd in triples (7), tied for 4th in total bases (183), and 4th in runs (68).

YEAR	CLUB	AVG	G	AB	R	H	2B	3B	HR	RBI	SH	SF	HBP	BB	SO	SB	CS	SLG	OBP	OPS	E
2018	AZL Indians Blue	.350	13	40	8	14	2	1	0	4	0	0	1	9	3	2	0	.450	.480	.930	1
	Mahoning Valley	.333	4	12	1	4	1	0	0	1	0	0	2	2	1	0		.417	.429	.845	0
2019	Lynchburg	.280	123	479	68	134	26	7	3	39	1	5	4	53	51	11	7	.382	.353	.735	3
Minor Lge. Totals		.286	140	531	77	152	29	8	3	44	1	5	5	64	56	14	7	.388	.365	.753	4

LABAUT, Randy**LHP**

HEIGHT: 6-1 BATS: L BORN: October 1, 1996 in Havana, Cuba
 WEIGHT: 202 THROWS: L RESIDES: Tampa, FL
 SIGNED BY: Ryan Perry OBTAINED: 35th Round Selection by Indians in June, 2019 Draft
 SCHOOL: Arizona

YEAR	CLUB	W-L	ERA	G	GS	CG	SHO	SV	IP	H	R	ER	HR	HB	BB	SO	WP	BK	AVG	SLG	OBP
2019	AZL Indians Blue	4-0	1.74	11	0	0	0	1	31.0	24	9	6	0	0	5	39	1	0	.209	.235	.238

LARA, Jesus**INF**

HEIGHT: 5-8 BATS: R BORN: June 23, 2002 in Maracay, VZ
 WEIGHT: 160 THROWS: R RESIDES: Maracay, VZ
 OBTAINED: Non-Drafted Free Agent (7/2/18)

CAREER HIGHLIGHTS: 2019- Finished tied for 9th in the DSL with 46 walks in 58 games.

YEAR	CLUB	AVG	G	AB	R	H	2B	3B	HR	RBI	SH	SF	HBP	BB	SO	SB	CS	SLG	OBP	OPS	E
2019	DSL Indians	.203	58	197	30	40	8	4	2	27	0	4	12	46	25	8	2	.315	.378	.693	9

LAUREANO, Jonathan**INF**

HEIGHT: 6-1 BATS: R BORN: December 21, 1995 in Manati, PR
 WEIGHT: 200 THROWS: R RESIDES: Vega Baja, PR
 SIGNED BY: Blaze Lambert OBTAINED: 25th Round Selection by the Indians in the June, 2016 Draft
 SCHOOL: Connors State JC (OK)

YEAR	CLUB	AVG	G	AB	R	H	2B	3B	HR	RBI	SH	SF	HBP	BB	SO	SB	CS	SLG	OBP	OPS	E
2016	Mahoning Valley	.104	23	77	3	8	0	0	1	10	2	3	1	3	15	0	0	.143	.143	.286	6
2017	Mahoning Valley	.231	35	134	17	31	4	1	1	12	0	1	1	1	27	1	1	.299	.241	.539	4
	Akron	.200	3	10	1	2	1	0	0	2	0	0	0	1	0	1	0	.300	.273	.573	1
2018	Lake County	.245	89	326	40	80	18	0	9	38	2	2	6	21	86	1	3	.383	.301	.685	7
	Akron	.000	2	7	0	0	0	0	0	0	0	0	1	2	0	0	0	.000	.125	.125	0
2019	Lynchburg	.215	96	340	37	73	16	2	3	30	2	4	2	27	98	1	2	.300	.273	.573	11
Minor Lge. Totals		.217	248	894	98	194	39	3	14	92	6	10	10	54	228	4	6	.314	.266	.580	29

LAVASTIDA, Bryan**C**

HEIGHT: 6-0 BATS: R BORN: November 27, 1998 in Miami, FL
 WEIGHT: 200 THROWS: R RESIDES: Hialeah, FL
 SIGNED BY: Steffan Segui OBTAINED: 15th Round Selection by the Indians in the June, 2018 Draft
 SCHOOL: Hillsborough Community College (FL)

CAREER HIGHLIGHTS: 2019- Finished in the top 5 in the New York-Penn League in batting average (4th, .335), on-base percentage (3rd, .408), slugging percentage (4th, .483), OPS (2nd, .892), hits (5th, 70), doubles (2nd, 19), and runs (T-5th, 39).

YEAR	CLUB	AVG	G	AB	R	H	2B	3B	HR	RBI	SH	SF	HBP	BB	SO	SB	CS	SLG	OBP	OPS	E
2018	AZL Indians Blue	.292	33	120	23	35	4	1	1	20	2	1	4	22	23	5	5	.367	.415	.782	3
2019	Lake County	.333	1	3	1	1	0	0	0	0	0	0	0	1	1	0	0	.333	.500	.833	0
	Mahoning Valley	.335	58	209	39	70	19	3	2	38	0	3	3	25	27	3	3	.483	.408	.892	6
Minor Lge. Totals		.319	92	332	63	106	23	4	3	58	2	4	7	48	51	8	8	.440	.412	.851	9

LEGER, Gunnar**LHP**

HEIGHT: 6-3 BATS: S BORN: September 12, 1995 in Lafayette, LA
 WEIGHT: 200 THROWS: L RESIDES: Lafayette, LA
 SCHOOL: University of Louisiana at Lafayette OBTAINED: Signed as an undrafted free agent (1/18/20)

LINGOS, Eli**LHP**

HEIGHT: 6-0 BATS: L BORN: May 21, 1996 in Poway, CA
 WEIGHT: 192 THROWS: L RESIDES: Temecula, CA
 SIGNED BY: Ryan Perry OBTAINED: 22nd Round Selection in June, 2018 Draft
 SCHOOL: Arizona State

YEAR	CLUB	W-L	ERA	G	GS	CG	SHO	SV	IP	H	R	ER	HR	HB	BB	SO	WP	BK	AVG	SLG	OBP
2018	AZL Indians Blue	2-0	2.61	12	0	0	0	3	20.2	19	7	6	1	1	2	34	1	0	.232	.293	.259
	Mahoning Valley	1-0	4.76	5	0	0	0	0	11.1	12	6	6	0	0	2	13	2	0	.267	.400	.298
2019	Akron	0-1	7.20	2	1	0	0	0	10.0	9	9	8	2	0	4	4	0	0	.237	.500	.310
	Lake County	3-4	3.66	30	10	0	0	1	98.1	84	44	40	9	0	27	95	8	0	.226	.353	.277
Minor Lge. Totals		6-5	3.85	49	11	0	0	4	140.1	124	66	60	12	1	35	146	11	0	.231	.358	.278

LOPEZ, Angel**C**

HEIGHT: 5-10 BATS: R BORN: March 14, 1997 in Santurce, PR
 WEIGHT: 194 THROWS: R RESIDES: Canovanas, PR
 SIGNED BY: Bob Mayer OBTAINED: 13th Round Selection by Indians in June, 2017 Draft
 SCHOOL: Northampton CC (PA)

CAREER HIGHLIGHTS: 2019- Placed on the IL from May 22-September 17 with a right finger strain...2017 -Hit .411 (58-for-141) with a school-record 14 home runs and 62 RBI in 44 games his senior season...named First Team All-Region by NJCAA.

YEAR	CLUB	AVG	G	AB	R	H	2B	3B	HR	RBI	SH	SF	HBP	BB	SO	SB	CS	SLG	OBP	OPS	E
2017	AZL Indians	.194	23	72	14	14	6	1	2	6	0	1	0	9	20	0	0	.389	.280	.669	4
2018	Lynchburg	.278	6	18	4	5	1	0	1	4	0	0	0	4	5	0	0	.500	.409	.909	0
	Mahoning Valley	.197	37	122	10	24	9	0	1	7	5	0	2	13	25	0	0	.295	.285	.580	4
2019	Lake County	.152	19	66	4	10	4	0	1	4	0	0	0	7	24	0	1	.258	.233	.490	1
	AZL Indians Blue	.290	9	31	2	9	4	0	0	8	0	0	0	6	8	0	0	.419	.405	.825	2
Minor Lge. Totals		.201	94	309	34	62	24	1	5	29	5	1	2	39	82	0	1	.333	.293	.627	11

LOPEZ, Euclides**RHP**

HEIGHT: 5-10 BATS: R BORN: October 13, 2000 in Santo Domingo, DR
 WEIGHT: 170 THROWS: R RESIDES: Santo Domingo, DR
 OBTAINED: Non-Drafted Free Agent (2/22/18)

YEAR	CLUB	W-L	ERA	G	GS	CG	SHO	SV	IP	H	R	ER	HR	HB	BB	SO	WP	BK	AVG	SLG	OBP
2018	DSL Indians 2	0-3	11.09	14	0	0	0	1	18.2	27	24	23	1	5	24	15	12	0	.355	.566	.528
	DSL Indians	0-0	3.38	2	0	0	0	1	2.2	2	2	1	0	2	2	2	0	0	.222	.222	.429
2019	DSL Indians	0-2	3.57	15	0	0	0	4	17.2	16	10	7	0	0	12	21	7	1	.250	.313	.359
Minor Lge. Totals		0-5	7.15	31	0	0	0	6	39.0	45	36	31	1	7	38	38	19	1	.302	.436	.454

LOPEZ, Jonathan**INF**

HEIGHT: 6-2 BATS: S BORN: August 13, 1999 in Santo Domingo, DR
 WEIGHT: 175 THROWS: R RESIDES: Santo Domingo, DR
 OBTAINED: Non-Drafted Free Agent (7/21/16)

YEAR	CLUB	AVG	G	AB	R	H	2B	3B	HR	RBI	SH	SF	HBP	BB	SO	SB	CS	SLG	OBP	OPS	E
2016	DSL Indians	.189	21	74	7	14	2	0	0	2	1	0	2	3	14	1	0	.216	.241	.457	9
2017	DSL Indians	.267	62	225	35	60	10	5	2	36	2	5	6	32	40	3	3	.382	.366	.748	16
2018	AZL Indians Red	.203	24	79	8	16	3	0	0	4	1	0	1	13	22	0	1	.241	.323	.563	9
	AZL Indians Blue	.280	14	50	11	14	0	2	0	7	0	0	1	9	13	3	2	.360	.400	.760	9
2019	Akron	.000	1	2	0	0	0	0	0	0	0	0	0	1	1	0	0	.000	.333	.333	0
	Mahoning Valley	.224	32	98	11	22	5	0	0	12	1	0	4	10	26	2	0	.276	.321	.597	5
Minor Lge. Totals		.239	154	528	72	126	20	7	2	61	5	5	14	68	116	9	6	.314	.338	.653	48

MADÉ, Marlin**OF**

HEIGHT: 5-11 BATS: L BORN: April 16, 2001 in Bani, DR
 WEIGHT: 165 THROWS: L RESIDES: Bani, DR
 OBTAINED: Non-Drafted Free Agent (7/2/17)

YEAR	CLUB	AVG	G	AB	R	H	2B	3B	HR	RBI	SH	SF	HBP	BB	SO	SB	CS	SLG	OBP	OPS	E
2018	DSL Indians	.263	53	194	26	51	12	2	1	24	0	2	0	23	37	2	4	.361	.338	.699	4
2019	AZL Indians Red	.201	47	154	14	31	6	2	4	13	0	1	1	5	46	1	3	.344	.230	.574	4
Minor Lge. Totals		.236	100	348	40	82	18	4	5	37	0	3	1	28	83	3	7	.353	.292	.646	8

MAESTRE, Jesus**INF**HEIGHT: 5-10
WEIGHT: 155BATS: R
THROWS: RBORN: February 4, 2000 in Cumana, Venezuela
RESIDES: Cumana, Venezuela
OBTAINED: Non-Drafted Free Agent (7/2/16)

CAREER HIGHLIGHTS: 2018 - Named Mid-Season Dominican Summer League All-Star.

YEAR	CLUB	AVG	G	AB	R	H	2B	3B	HR	RBI	SH	SF	HBP	BB	SO	SB	CS	SLG	OBP	OPS	E
2017	DSL Indians	.059	12	34	4	2	2	0	0	1	0	0	2	6	6	0	1	.118	.238	.356	7
	DSL Co-Op	.133	27	75	10	10	0	0	0	3	0	0	3	12	19	6	1	.133	.278	.411	7
2018	DSL Indians	.329	25	76	14	25	4	2	1	16	0	1	6	15	19	7	0	.474	.469	.943	4
2019	AZL Indians Blue	.229	19	48	5	11	0	0	1	8	0	0	1	11	16	3	1	.292	.383	.675	8
Minor Lge. Totals		.206	83	233	33	48	6	2	2	28	0	1	12	44	60	16	3	.275	.358	.633	26

MARMAN, Kyle**RHP**HEIGHT: 6-3
WEIGHT: 195BATS: R
THROWS: RBORN: March 3, 1997 in Cincinnati, OH
RESIDES: Orlando, FL
OBTAINED: 13th Round Selection by Indians in June, 2018 DraftSIGNED BY: Andrew Krause
SCHOOL: Florida Atlantic

YEAR	CLUB	W-L	ERA	G	GS	CG	SHO	SV	IP	H	R	ER	HR	HB	BB	SO	WP	BK	AVG	SLG	OBP
2019	Lake County	5-4	3.33	24	0	0	0	1	46.0	33	22	17	3	1	21	58	6	1	.200	.291	.289

MARMOL, Roger**INF**HEIGHT: 5-11
WEIGHT: 190BATS: R
THROWS: RBORN: October 5, 1999 in Sincelejo, Colombia
RESIDES: Sincelejo, Colombia
OBTAINED: Non-Drafted Free Agent (12/29/16)

YEAR	CLUB	AVG	G	AB	R	H	2B	3B	HR	RBI	SH	SF	HBP	BB	SO	SB	CS	SLG	OBP	OPS	E
2017	DSL Indians	.243	40	140	14	34	7	1	2	17	0	1	3	12	37	0	1	.350	.314	.664	3
2018	DSL Indians	.190	49	158	24	30	7	0	3	18	0	0	10	13	57	0	0	.291	.293	.584	8
2019	AZL Indians Red	.203	25	79	5	16	2	0	2	8	0	2	2	2	31	0	1	.304	.235	.539	6
Minor Lge. Totals		.212	114	377	43	80	16	1	7	43	0	3	15	27	125	0	2	.316	.289	.605	17

MARTINEZ, Angel**SS**HEIGHT: 6-0
WEIGHT: 165BATS: S
THROWS: RBORN: January 27, 2002 in Santo Domingo, DR
RESIDES: Santo Domingo, DR
OBTAINED: Non-Drafted Free Agent (7/2/18)CAREER HIGHLIGHTS: Listed as the Indians No. 16 overall prospect according to *MLB.com* entering the 2020 season....Son of former MLB catcher Sandy Martinez.

YEAR	CLUB	AVG	G	AB	R	H	2B	3B	HR	RBI	SH	SF	HBP	BB	SO	SB	CS	SLG	OBP	OPS	E
2019	DSL Indians	.306	56	222	37	68	10	7	1	27	2	1	7	29	29	11	5	.428	.402	.829	10

MCCARTHY, Shane**RHP**HEIGHT: 6-2
WEIGHT: 190BATS: R
THROWS: RBORN: July 29, 1996 in Fair Haven, NJ
RESIDES: Fair Haven, NJ
OBTAINED: 18th Round Selection by Indians in June, 2018 DraftSIGNED BY: Mike Kanen
SCHOOL: Seton Hall

YEAR	CLUB	W-L	ERA	G	GS	CG	SHO	SV	IP	H	R	ER	HR	HB	BB	SO	WP	BK	AVG	SLG	OBP
2018	AZL Indians	2-0	1.35	9	0	0	0	1	20.0	18	3	3	0	2	2	20	2	0	.240	.240	.278
	Mahoning Valley	1-1	0.43	6	4	0	0	0	21.0	13	2	1	0	1	2	16	1	0	.178	.192	.211
2019	Lake County	4-3	4.14	11	11	0	0	0	50.0	42	29	23	4	2	18	61	2	1	.223	.340	.291
	AZL Indians Blue	0-0	0.00	4	4	0	0	0	12.0	4	0	0	0	0	4	15	0	0	.105	.132	.190
Minor Lge. Totals		7-4	2.36	30	19	0	0	1	103.0	77	34	27	4	5	26	112	5	1	.206	.270	.267

MCCARTY, Kirk**LHP**HEIGHT: 5-10
WEIGHT: 185BATS: L
THROWS: LBORN: October 12, 1995 in Hattiesburg, MS
RESIDES: Hattiesburg, MS
OBTAINED: 7th Round Selection by Indians in June, 2017 DraftSIGNED BY: Chuck Bartlett
SCHOOL: Southern Mississippi

CAREER HIGHLIGHTS: 2018 - Led the organization and finished 3rd in the Midwest League in strikeouts (161).

YEAR	CLUB	W-L	ERA	G	GS	CG	SHO	SV	IP	H	R	ER	HR	HB	BB	SO	WP	BK	AVG	SLG	OBP
2017	Mahoning Valley	2-2	1.85	13	6	0	0	0	34.0	27	12	7	3	2	10	33	1	0	.213	.299	.279
2018	Lynchburg	1-2	3.19	5	5	0	0	0	31.0	26	12	11	2	4	4	29	1	0	.234	.333	.283
	Lake County	4-9	4.29	22	22	0	0	0	115.1	120	60	55	14	2	34	132	6	0	.270	.434	.322
2019	Lynchburg	3-7	5.66	13	13	0	0	0	55.2	75	37	35	2	0	16	60	3	0	.326	.439	.365
Minor Lge. Totals		10-20	4.12	53	46	0	0	0	236.0	248	121	108	21	8	64	254	11	0	.272	.404	.322

PLAYER DEVELOPMENT

MEJIA, Wilmer**RHP**HEIGHT: 6-2
WEIGHT: 170BATS: R
THROWS: RBORN: January 15, 1999 in Bani, DR
RESIDES: Bani, DR
OBTAINED: Non-Drafted Free Agent (5/25/17)

YEAR	CLUB	W-L	ERA	G	GS	CG	SHO	SV	IP	H	R	ER	HR	HB	BB	SO	WP	BK	AVG	SLG	OBP
2017	DSL Co-Op	0-3	4.79	10	7	0	0	0	41.1	54	28	22	4	4	6	29	5	0	.320	.485	.354
2018	AZL Indians Red	4-2	4.30	10	8	0	0	0	46.0	49	26	22	1	7	15	40	7	2	.271	.403	.350
2019	AZL Indians Blue	0-2	7.57	9	7	0	0	0	27.1	39	25	23	0	3	10	27	3	0	.331	.390	.397
Minor Lge. Totals		4-7	5.26	29	22	0	0	0	114.2	142	79	67	5	14	31	96	15	2	.303	.429	.363

MELENDEZ, Andres**C**HEIGHT: 5-10
WEIGHT: 150BATS: R
THROWS: RBORN: May 21, 2001 in Barquisimeto, Venezuela
RESIDES: Barquisimeto, Venezuela
OBTAINED: Acquired in trade with Brewers for Mark Mathias (11/20/19)

YEAR	CLUB	AVG	G	AB	R	H	2B	3B	HR	RBI	SH	SF	HBP	BB	SO	SB	CS	SLG	OBP	OPS	E
2018	AZL Brewers	.182	3	11	1	2	0	0	0	1	0	0	0	0	1	0	0	.182	.182	.364	0
	DSL Brewers	.290	41	138	21	40	6	3	1	18	1	4	4	17	17	4	2	.399	.374	.773	2
2019	AZL Brewers	.250	36	128	18	32	8	1	1	13	0	1	2	16	24	0	1	.352	.340	.692	8
Minor Lge. Totals		.267	80	277	40	74	14	4	2	32	1	5	6	33	42	4	3	.368	.352	.720	10

MEYER, Brendan**RHP**HEIGHT: 6-5
WEIGHT: 225
SIGNED BY: Keith Van HookBATS: L
THROWS: RBORN: October 8, 1994 in Las Vegas, NV
RESIDES: Las Vegas, NV
OBTAINED: Non-Drafted Free Agent (6/26/18)

YEAR	CLUB	W-L	ERA	G	GS	CG	SHO	SV	IP	H	R	ER	HR	HB	BB	SO	WP	BK	AVG	SLG	OBP
2018	AZL Indians	1-2	5.31	13	0	0	0	1	20.1	26	15	12	0	1	7	16	4	0	.292	.382	.351
2019	Lake County	1-0	2.81	16	0	0	0	1	25.2	17	8	8	0	2	10	25	2	1	.189	.256	.284
	Mahoning Valley	0-1	0.00	6	1	0	0	0	11.1	6	3	0	0	1	3	11	0	0	.146	.195	.222
Minor Lge. Totals		2-3	3.14	35	1	0	0	2	57.1	49	26	20	0	4	20	52	6	1	.223	.295	.299

MEZA, Alan**INF**HEIGHT: 5-9
WEIGHT: 142BATS: L
THROWS: RBORN: September 24, 2001 in Panama City, Panama
RESIDES: Santo Domingo, DR
OBTAINED: Signed to a minor league contract (4/25/19)

YEAR	CLUB	AVG	G	AB	R	H	2B	3B	HR	RBI	SH	SF	HBP	BB	SO	SB	CS	SLG	OBP	OPS	E
2019	DSL Indians	.225	52	169	20	38	4	2	0	8	0	0	1	23	43	12	7	.272	.321	.593	4

MEZA, Wuilson**RHP**HEIGHT: 5-11
WEIGHT: 170BATS: R
THROWS: RBORN: October 5, 1998 in Bobures, Venezuela
RESIDES: Zuilfa, Bobures, Venezuela
OBTAINED: Non-Drafted Free Agent (9/29/15)

YEAR	CLUB	W-L	ERA	G	GS	CG	SHO	SV	IP	H	R	ER	HR	HB	BB	SO	WP	BK	AVG	SLG	OBP
2016	DSL Indians	1-0	4.30	18	0	0	0	2	29.1	33	21	14	1	2	13	25	6	0	.292	.372	.369
2017	DSL Indians	1-0	2.33	14	0	0	0	3	27.0	16	11	7	1	2	16	21	3	0	.178	.289	.312
2018	AZL Indians Red	0-1	7.20	19	0	0	0	1	30.0	34	25	24	0	5	17	29	5	0	.276	.366	.386
2019	AZL Indians Red	1-0	7.36	12	0	0	0	0	11.0	14	10	9	0	2	4	11	2	1	.298	.404	.373
Minor Lge. Totals		3-1	4.99	63	0	0	0	6	97.1	97	67	54	2	11	50	86	16	1	.260	.354	.360

MIEDNIK, Jake**LHP**HEIGHT: 5-10
WEIGHT: 185BATS: L
THROWS: LBORN: May 1, 1996 in Plattsburgh, NY
RESIDES: Parkland, FL
SIGNED BY: Andrew Krause
SCHOOL: Florida Atlantic
OBTAINED: 20th Round Selection by Indians in June, 2018 Draft

CAREER HIGHLIGHTS: 2019- Placed on the IL from May 7-May 15 with a right shoulder strain and from June 18-July 9 with a left rotator cuff strain...

YEAR	CLUB	W-L	ERA	G	GS	CG	SHO	SV	IP	H	R	ER	HR	HB	BB	SO	WP	BK	AVG	SLG	OBP
2018	AZL Indians	0-1	1.93	13	1	0	0	1	18.2	15	7	4	0	0	2	25	2	0	.214	.257	.336
2019	Lake County	3-1	2.56	20	0	0	0	4	31.2	29	12	9	0	2	12	33	2	1	.238	.287	.314
	AZL Indians Red	0-0	0.00	3	0	0	0	0	4.0	2	0	0	0	0	4	1	0	0	.143	.286	.133
	Mahoning Valley	0-0	0.00	3	0	0	0	0	2.1	2	0	0	0	0	1	4	0	0	.222	.222	.300
Minor Lge. Totals		3-2	2.06	39	1	0	0	5	56.2	48	19	13	0	2	15	66	5	1	.223	.274	.278

MIKOLAJCHAK, Nick**RHP**

HEIGHT: 6-2 BATS: R BORN: November 21, 1997 in Houston, TX
 WEIGHT: 215 THROWS: R RESIDES: Parkland, FL
 SIGNED BY: Andrew Krause OBTAINED: 11th Round Selection by Indians in June, 2019 Draft
 SCHOOL: Sam Houston State

YEAR	CLUB	W-L	ERA	G	GS	CG	SHO	SV	IP	H	R	ER	HR	HB	BB	SO	WP	BK	AVG	SLG	OBP
2019	AZL Indians Blue	0-0	0.00	4	0	0	0	2	6.0	4	1	0	0	0	12	0	0	.167	.292	.167	
	Mahoning Valley	1-1	0.47	13	0	0	0	3	19.0	10	3	1	0	0	3	24	0	.164	.213	.197	
Minor Lge. Totals		1-1	0.36	17	0	0	0	5	25.0	14	4	1	0	0	3	36	0	.165	.235	.189	

MISIASZEK, Andrew**LHP**

HEIGHT: 6-2 BATS: R BORN: August 24, 1997 in Oceanside, NY
 WEIGHT: 213 THROWS: L RESIDES: Oceanside, NY
 SIGNED BY: Mike Kanen OBTAINED: 32nd Round Selection by Indians in June, 2019 Draft
 SCHOOL: Northeastern

YEAR	CLUB	W-L	ERA	G	GS	CG	SHO	SV	IP	H	R	ER	HR	HB	BB	SO	WP	BK	AVG	SLG	OBP
2019	AZL Indians Red	2-1	3.77	8	0	0	0	1	14.1	14	6	6	0	0	5	15	6	0	.264	.283	.311
	Mahoning Valley	2-1	4.85	9	0	0	0	0	13.0	16	10	7	2	0	7	15	1	0	.302	.566	.377
Minor Lge. Totals		4-2	4.28	17	0	0	0	1	27.1	30	16	13	2	0	12	30	7	0	.283	.425	.344

MOCK, Eric**RHP**

HEIGHT: 6-2 BATS: R BORN: July 12, 1996 in Reading, PA
 WEIGHT: 200 THROWS: R RESIDES: Reading, PA
 SIGNED BY: Bob Mayer OBTAINED: 25th Round Selection by Indians in June, 2019 Draft
 SCHOOL: Penn State

YEAR	CLUB	W-L	ERA	G	GS	CG	SHO	SV	IP	H	R	ER	HR	HB	BB	SO	WP	BK	AVG	SLG	OBP
2019	AZL Indians Blue	1-0	2.57	6	0	0	0	0	14.0	11	4	4	1	1	6	19	0	0	.208	.377	.300
	Mahoning Valley	1-1	3.66	7	0	0	0	1	19.2	22	11	8	0	3	8	18	0	0	.278	.342	.367
Minor Lge. Totals		2-1	3.21	13	0	0	0	1	33.2	33	15	12	1	4	14	37	0	0	.250	.356	.340

MONASTERIO, Andruw**INF**

HEIGHT: 6-0 BATS: R BORN: MAY 30, 1997 in Caracas, VZ
 WEIGHT: 175 THROWS: R RESIDES: Caracas, VZ
 OBTAINED: Acquired from the Washington Nationals in exchange for Yan Gomes (12/17/18)

CAREER HIGHLIGHTS: 2019- Placed on IL from April 23-June 21 with a left oblique strain... 2018 - Traded to the Indians along with RHP Jeffry Rodriguez in exchange for C Yan Gomes... on August 21, traded from Chicago (NL) to Washington along with a PTBNL in exchange for 2B Daniel Murphy... 2014 - Signed by the Cubs as a non-drafted free agent.

YEAR	CLUB	AVG	G	AB	R	H	2B	3B	HR	RBI	SH	SF	HBP	BB	SO	SB	CS	SLG	OBP	OPS	E
2014	VSL Cubs	.292	36	137	28	40	5	1	0	9	1	2	15	19	14	1	.343	.368	.711	11	
2015	AZL Cubs	.252	42	135	18	34	6	2	1	16	2	1	4	16	20	6	2	.348	.346	.694	8
2016	Eugene	.324	17	71	12	23	3	1	1	12	2	1	0	4	16	1	0	.437	.355	.792	8
	South Bend	.216	48	176	25	38	5	1	0	11	3	0	3	10	33	7	5	.256	.270	.526	7
2017	South Bend	.281	58	231	42	65	13	2	1	23	2	2	4	22	38	7	4	.368	.351	.719	11
	Myrtle Beach	.241	26	87	9	21	4	0	0	5	1	0	1	8	14	1	1	.287	.313	.600	6
2018	Myrtle Beach	.263	109	369	52	97	14	2	3	31	7	3	5	52	64	10	3	.336	.359	.695	17
	Potomac	.308	13	39	6	12	0	1	0	5	0	1	0	7	6	2	3	.359	.404	.763	0
2019	Akron	.217	70	249	21	54	6	0	1	11	3	4	1	22	57	5	6	.253	.279	.532	3
	AZL Indians Red	.000	2	7	0	0	0	0	0	0	0	0	0	1	0	0	0	.000	.000	.000	0
Minor Lge. Totals		.256	421	1501	213	384	56	10	7	123	21	13	20	156	268	53	25	.320	.331	.652	71

MONTERO, Jean**OF**

HEIGHT: 5-11 BATS: R BORN: February 26, 1999 in Santo Domingo, DR
 WEIGHT: 175 THROWS: R RESIDES: Santo Domingo, DR
 OBTAINED: Non-Drafted Free Agent (7/2/15)

CAREER HIGHLIGHTS: 2019- Led Indians Red and finished 2nd in the AZL with 27 stolen bases and led AZL Indians Red in runs.

YEAR	CLUB	AVG	G	AB	R	H	2B	3B	HR	RBI	SH	SF	HBP	BB	SO	SB	CS	SLG	OBP	OPS	E
2016	DSL Indians	.226	52	159	33	36	5	3	2	8	3	1	6	28	41	15	6	.333	.361	.694	6
2017	DSL Indians	.272	54	147	43	40	9	2	3	13	1	0	7	29	39	14	6	.422	.415	.837	4
2018	DSL Indians	.220	50	141	30	31	2	1	1	14	5	1	2	25	40	12	3	.270	.343	.613	2
2019	AZL Indians Red	.257	48	152	39	39	3	1	1	10	0	1	4	23	37	27	4	.309	.367	.676	5
Minor Lge. Totals		.244	204	599	145	146	19	7	7	45	9	3	19	105	157	68	19	.334	.372	.706	17

MORGAN, Eli**RHP**

HEIGHT: 5-10

BATS: R

BORN: May 13, 1996 in Torrance, CA

WEIGHT: 190

THROWS: R

RESIDES: Rancho Palos Verdes, CA

SIGNED BY: Conor Glassey

OBTAINED: 8th Round Selection by Indians in June, 2017 Draft

SCHOOL: Gonzaga

CAREER HIGHLIGHTS: 2019 - Named **MILB.com** Organizational All-Star...2018 - Named **MILB.com** Organizational All-Star...earned Pitcher of the Week honors three times, once with Lake County and twice with Lynchburg...for second straight year, named Best Changeup in Indians Farm System by **Baseball America**...2017 - Allowed just four earned runs across 35.0 innings for Mahoning Valley, and finished 2nd on the team with 58 strikeouts (14.91 K/9)...his 1.03 ERA was good for the 3rd-lowest mark in the New York-Penn League (min. 35.OIP).

YEAR	CLUB	W-L	ERA	G	GS	CG	SHO	SV	IP	H	R	ER	HR	HB	BB	SO	WP	BK	AVG	SLG	OBP
2017	Mahoning Valley	3-2	1.03	13	5	0	0	0	35.0	24	9	4	0	0	9	58	2	0	.188	.266	.241
2018	Lynchburg	7-7	3.91	19	19	1	0	0	99.0	93	50	43	11	6	26	100	3	2	.247	.387	.303
	Lake County	2-0	1.83	8	8	0	0	0	44.1	31	10	9	2	2	8	56	6	0	.194	.275	.241
2019	Akron	6-4	3.79	19	18	1	0	0	102.0	100	47	43	12	4	33	104	4	0	.256	.418	.319
	Columbus	0-1	5.40	1	1	0	0	0	5.0	5	3	3	0	1	2	2	0	0	.278	.500	.364
	Lynchburg	3-1	1.87	6	6	0	0	0	33.2	19	7	7	3	1	5	40	0	0	.165	.278	.205
Minor Lge. Totals		21-15	3.08	66	57	2	0	0	319.0	272	126	109	28	14	83	360	15	2	.229	.360	.286

MORILLO, Sergio**RHP**

HEIGHT: 6-3

BATS: R

BORN: September 13, 1999 in La Vega, DR

WEIGHT: 190

THROWS: R

RESIDES: Cotui, DR

OBTAINED: Non-Drafted Free Agent (6/13/17)

YEAR	CLUB	W-L	ERA	G	GS	CG	SHO	SV	IP	H	R	ER	HR	HB	BB	SO	WP	BK	AVG	SLG	OBP
2017	DSL Indians	0-3	5.79	6	1	0	0	0	9.1	10	9	6	1	2	8	7	2	0	.303	.545	.455
	DSL Co-Op	0-1	189.00	1	1	0	0	0	0.1	4	7	7	0	1	2	0	3	0	.800	1.000	.875
2018	DSL Co-Op	0-0	0.00	2	2	0	0	0	6.0	3	1	0	0	0	4	9	1	0	.150	.200	.292
	DSL Indians	1-2	3.38	6	4	0	0	0	16.0	12	7	6	0	2	8	13	1	1	.218	.327	.333
	AZL Indians Red	1-1	0.84	4	3	0	0	0	21.1	16	3	2	0	1	6	12	1	1	.208	.273	.271
2019	DID NOT PITCH (R Shoulder Injury)																				
Minor Lge. Totals		2-7	3.57	19	11	0	0	0	53.0	45	27	21	1	6	28	41	8	2	.237	.347	.349

MORRIS, Cody**RHP**

HEIGHT: 6-5

BATS: R

BORN: November 4, 1996 in Columbia, MD

WEIGHT: 222

THROWS: R

RESIDES: Laurel, MD

SIGNED BY: Mike Bradford

OBTAINED: 7th Round Selection by Indians in June, 2018 Draft

SCHOOL: South Carolina

YEAR	CLUB	W-L	ERA	G	GS	CG	SHO	SV	IP	H	R	ER	HR	HB	BB	SO	WP	BK	AVG	SLG	OBP
2019	Lake County	5-2	3.20	10	9	0	0	0	45.0	41	20	16	1	3	10	56	4	0	.241	.300	.293
	Lynchburg	2-2	5.52	11	11	0	0	0	44.0	54	31	27	6	2	17	55	6	0	.298	.492	.360
Minor Lge. Totals		7-4	4.35	21	20	0	0	0	89.0	95	51	43	7	5	27	111	10	0	.271	.399	.328

MÓTA, Juan**RHP**

HEIGHT: 6-4

BATS: R

BORN: May 4, 1996 in Santo Domingo, DR

WEIGHT: 190

THROWS: R

RESIDES: Santo Domingo, DR

OBTAINED: Non-Drafted Free Agent (7/6/15)

CAREER HIGHLIGHTS: 2019 - Placed on IL from May 17-May 31 with right finger blister...2018 - Led the Scrappers in innings pitched and finished 2nd in strikeouts...2017 - Led the Arizona League with 73 strikeouts in 58.1 innings pitched (11.3 K/9)...also led the team in innings pitched, ranking 3rd in the AZL.

YEAR	CLUB	W-L	ERA	G	GS	CG	SHO	SV	IP	H	R	ER	HR	HB	BB	SO	WP	BK	AVG	SLG	OBP
2016	DSL Indians	5-4	3.15	13	13	0	0	0	60.0	50	32	21	0	12	28	41	9	0	.225	.257	.342
2017	AZL Indians	3-5	4.94	14	8	0	0	0	58.1	53	44	32	3	9	32	*73	19	3	.235	.332	.349
2018	Mahoning Valley	4-6	5.53	15	15	0	0	0	68.1	76	48	42	2	12	18	63	8	3	.283	.383	.351
2019	Lake County	3-6	5.45	15	15	1	0	0	67.2	71	45	41	10	5	25	72	3	0	.273	.465	.346
	Lynchburg	3-4	3.71	8	8	0	0	0	43.2	34	23	18	3	6	24	41	3	0	.213	.313	.332
Minor Lge. Totals		18-25	4.65	65	59	1	0	0	298.0	284	192	154	18	44	127	290	42	6	.250	.357	.345

MUNOZ, Braunny**RHP**

HEIGHT: 6-1

BATS: R

BORN: August 20, 2000 in Couti, DR

WEIGHT: 170

THROWS: R

RESIDES: Couti, DR

OBTAINED: Non-Drafted Free Agent (2/12/18)

CAREER HIGHLIGHTS: 2019 - Led AZL Indians Red in earned run average (2.91) and strikeouts (56).

YEAR	CLUB	W-L	ERA	G	GS	CG	SHO	SV	IP	H	R	ER	HR	HB	BB	SO	WP	BK	AVG	SLG	OBP
2018	DSL Indians	5-2	2.84	14	14	0	0	0	63.1	52	28	20	1	2	21	51	6	0	.226	.313	.293
2019	AZL Indians Red	2-4	2.91	12	11	0	0	0	52.2	67	35	17	3	2	13	56	10	0	.300	.417	.342
Minor Lge. Totals		7-6	2.87	26	25	0	0	0	116.0	119	63	37	4	4	34	107	16	0	.263	.364	.317

NARANJO, Joe

1B

HEIGHT: 6-0 BATS: L BORN: May 11, 2001 in Whittier, CA
 WEIGHT: 180 THROWS: L RESIDES: Chino, CA
 SIGNED BY: David Compton OBTAINED: 3rd Round Selection by Indians in June, 2019 Draft
 SCHOOL: Ruben S. Ayala HS (CA)

YEAR	CLUB	AVG	G	AB	R	H	2B	3B	HR	RBI	SH	SF	HBP	BB	SO	SB	CS	SLG	OBP	OPS	E
2019	AZL Indians Blue	.266	48	177	25	47	5	2	1	21	0	1	0	22	44	1	0	.333	.345	.678	4

NAYLOR, Bo

C

HEIGHT: 6-0 BATS: L BORN: February 21, 2000 in Mississauga, ON, Canada
 WEIGHT: 195 THROWS: R RESIDES: Cape Haze, FL
 SIGNED BY: Mike Kanen OBTAINED: 1st Round Selection (29th overall) by Indians in June, 2018 Draft
 SCHOOL: St. Joan of Arc HS (ON)

CAREER HIGHLIGHTS: 2019 - Named the No. 3 prospect in the Indians system by *Baseball America* and the No. 5 prospect by *MLB Pipeline* following the 2019 season...led the Midwest League in triples (10), finished 5th in RBI (65), tied for 6th in extra-base hits (39) and 8th in slugging percentage (.421)...2018 - Named No. 4 prospect in Indians Farm System by *Baseball America* and *MLB Pipeline*...ranked as the No. 5 prospect in the Arizona League by *Baseball America* following the 2018 season.

YEAR	CLUB	AVG	G	AB	R	H	2B	3B	HR	RBI	SH	SF	HBP	BB	SO	SB	CS	SLG	OBP	OPS	E
2018	AZL Indians Red	.274	33	117	17	32	3	3	2	17	0	1	0	21	28	5	1	.402	.381	.783	3
2019	Lake County	.243	107	399	60	97	18	*10	11	65	3	7	1	43	104	7	5	.421	.313	.734	13
Minor Lge. Totals		.250	140	516	77	129	21	13	13	82	3	8	1	64	132	12	6	.417	.329	.746	16

NELSON, Hosea

OF

HEIGHT: 6-0 BATS: L BORN: November 22, 1996 in Detroit, MI
 WEIGHT: 210 THROWS: L RESIDES: Detroit, MI
 SIGNED BY: Blaze Lambert OBTAINED: 9th Round Selection by Indians in June, 2016 Draft
 SCHOOL: Clarendon JC (TX)

CAREER HIGHLIGHTS: 2018 - Named New York-Penn League Mid-Season All-Star...named NYPL Player of the Month for July, hit .340 with five home runs and 22 RBI.

YEAR	CLUB	AVG	G	AB	R	H	2B	3B	HR	RBI	SH	SF	HBP	BB	SO	SB	CS	SLG	OBP	OPS	E
2016	AZL Indians	.222	30	99	15	22	4	2	2	11	0	1	2	11	45	13	0	.364	.310	.673	2
2017	Mahoning Valley	.240	42	129	18	31	8	1	1	7	0	0	4	8	50	9	0	.341	.305	.646	3
2018	Mahoning Valley	.233	63	232	27	54	11	1	8	36	0	1	6	12	80	2	3	.392	.287	.679	1
2019	Lake County	.206	74	238	45	49	10	4	8	26	3	2	1	32	94	4	5	.382	.300	.683	3
Minor Lge. Totals		.223	209	698	105	156	33	8	19	80	3	4	13	63	269	28	8	.375	.298	.674	9

NELSON, Kyle

LHP

HEIGHT: 6-1 BATS: L BORN: July 8, 1996 in San Francisco, CA
 WEIGHT: 175 THROWS: L RESIDES: San Francisco, CA
 SIGNED BY: Carlos Muniz OBTAINED: 15th Round Selection by Indians in June, 2017 Draft
 SCHOOL: UC Santa Barbara

CAREER HIGHLIGHTS: 2019 - Named Midwest League Mid-Season All-Star...recorded a career-high 7 saves. 2018 - Named MiLB.com Organizational All-Star...named Midwest League Mid-Season All-Star...named Best Slider in Indians Farm System by *Baseball America*.

YEAR	CLUB	W-L	ERA	G	GS	CG	SHO	SV	IP	H	R	ER	HR	HB	BB	SO	WP	BK	AVG	SLG	OBP
2017	Mahoning Valley	3-2	2.48	19	0	0	0	4	29.0	21	12	8	3	2	8	40	3	0	.193	.321	.258
2018	Lynchburg	3-0	4.35	10	0	0	0	0	10.1	9	6	5	0	0	7	16	0	0	.243	.324	.364
	Lake County	3-1	0.76	25	0	0	0	6	35.1	28	6	3	0	0	2	51	3	1	.211	.233	.222
2019	Akron	1-4	3.12	23	0	0	0	3	26.0	17	12	9	3	3	9	36	3	0	.183	.333	.276
	Columbus	2-0	2.25	11	1	0	0	1	12.0	8	3	3	2	1	5	16	1	1	.190	.429	.292
	Lynchburg	1-0	0.00	8	0	0	0	3	9.1	3	0	0	0	1	0	17	0	0	.097	.097	.125
Minor Lge. Totals		13-7	2.07	96	1	0	0	17	122.0	86	39	28	8	7	31	176	10	2	.193	.292	.256

NOBOA, Darlin

RHP

HEIGHT: 6-1 BATS: R BORN: February 19, 2000 in Sabana Yegua, DR
 WEIGHT: 175 THROWS: R RESIDES: Sabana Yegua, DR
 OBTAINED: Non-Drafted Free Agent (5/11/18)

YEAR	CLUB	W-L	ERA	G	GS	CG	SHO	SV	IP	H	R	ER	HR	HB	BB	SO	WP	BK	AVG	SLG	OBP
2018	DSL Indians	2-0	2.48	13	2	0	0	1	29.0	29	13	8	1	3	15	18	3	1	.276	.410	.379
2019	INJURED DID NOT PITCH (R Elbow Sprain)																				

PLAYER DEVELOPMENT

NOEL, Jhonkensy**INF**HEIGHT: 6-1
WEIGHT: 180BATS: R
THROWS: RBORN: July 15, 2001 in San Pedro De Macoris, DR
RESIDES: San Pedro De Macoris, DR
OBTAINED: Non-Drafted Free Agent (7/15/17)

CAREER HIGHLIGHTS: 2019 - Finished 2nd in the Arizona Rookie League in RBI (42)...2018 - Finished 3rd in the Dominican Summer League in home runs (10).

YEAR	CLUB	AVG	G	AB	R	H	2B	3B	HR	RBI	SH	SF	HBP	BB	SO	SB	CS	SLG	OBP	OPS	E
2018	DSL Indians	.243	64	218	34	53	11	0	10	34	2	1	14	25	58	6	4	.431	.357	.788	19
2019	AZL Indians Red	.287	47	178	32	51	12	0	6	42	0	9	4	18	39	5	1	.455	.349	.804	7
Minor Lge. Totals		.263	111	396	66	104	23	0	16	76	2	10	18	43	97	11	5	.442	.353	.795	26

NOVA, Victor**XXX**HEIGHT: 5-9
WEIGHT: 160BATS: L
THROWS: RBORN: January 6, 2000 in Santo Domingo, DR
RESIDES: Santo Domingo, DR
OBTAINED: Acquired from San Diego in a three-team trade which sent Trevor Bauer to the Cincinnati Reds(7/31/19)

YEAR	CLUB	AVG	G	AB	R	H	2B	3B	HR	RBI	SH	SF	HBP	BB	SO	SB	CS	SLG	OBP	OPS	E
2018	DSL Padres	.197	38	117	21	23	3	1	2	17	0	3	1	33	30	7	2	.291	.370	.661	6
2019	AZL Padres 1	.330	26	91	22	30	2	3	1	17	2	1	0	15	22	7	2	.451	.421	.871	6
	AZL Indians Red	.246	16	57	15	14	1	0	0	3	1	1	2	11	15	2	0	.263	.380	.643	3
Minor Lge. Totals		.253	80	265	58	67	6	4	3	37	3	5	3	59	67	16	4	.340	.389	.728	15

OCA, Jose**RHP**HEIGHT: 6-0
WEIGHT: 150BATS: R
THROWS: RBORN: February 28, 1999 in Bolivar, Venezuela
RESIDES: Bolivar, Venezuela
OBTAINED: Non-Drafted Free Agent (9/29/15)

YEAR	CLUB	W-L	ERA	G	GS	CG	SHO	SV	IP	H	R	ER	HR	HB	BB	SO	WP	BK	AVG	SLG	OBP
2016	DSL Indians	1-2	3.82	17	2	0	0	1	37.2	38	21	16	0	4	10	32	3	0	.264	.347	.325
2017	DSL Indians	0-2	8.78	11	0	0	0	0	13.1	17	13	13	1	4	3	11	0	2	.315	.463	.393
2018	DSL Indians	3-1	2.54	10	1	0	0	0	28.1	20	11	8	0	1	6	24	3	1	.192	.269	.239
	AZL Indians Red	1-0	3.63	9	1	0	0	1	22.1	18	9	9	1	2	3	26	-	-	.214	.286	.256
2019	Mahoning Valley	3-0	3.98	18	2	0	0	1	40.2	32	23	18	6	5	19	28	6	0	.213	.373	.320
Minor Lge. Totals		8-5	4.05	65	6	0	0	3	142.1	125	77	64	8	16	41	121	16	3	.233	.341	.304

OCKER, Nate**RHP**HEIGHT: 6-0
WEIGHT: 190
SIGNED BY: Pete Loizzo
SCHOOL: College of CharlestonBATS: R
THROWS: RBORN: December 3, 1996 in Middletown, PA
RESIDES: Middletown, PA
OBTAINED: 29th Round Selection by Indians in June, 2019 Draft

CAREER HIGHLIGHTS: 2019 - Finished tied for the third-most saves in the Arizona Rookie League (5).

YEAR	CLUB	W-L	ERA	G	GS	CG	SHO	SV	IP	H	R	ER	HR	HB	BB	SO	WP	BK	AVG	SLG	OBP
2019	AZL Indians Red	0-1	1.50	14	0	0	0	0	18.0	18	9	3	1	0	4	31	2	0	.250	.319	.282

OSTOS, Luis**OF**HEIGHT: 5-6
WEIGHT: 150BATS: L
THROWS: LBORN: March 6, 2002 in Maracaibo, VZ
RESIDES: Maracaibo, VZ
OBTAINED: Non-Drafted Free Agent (7/2/18)

YEAR	CLUB	AVG	G	AB	R	H	2B	3B	HR	RBI	SH	SF	HBP	BB	SO	SB	CS	SLG	OBP	OPS	E
2019	DSL Indians	.216	15	51	10	11	1	0	0	2	0	0	0	7	8	1	1	.235	.310	.546	0

OVIEDO, Luis**RHP**HEIGHT: 6-4
WEIGHT: 170BATS: R
THROWS: RBORN: May 15, 1999 in Lara, Venezuela
RESIDES: Lara, Venezuela
OBTAINED: Non-Drafted Free Agent (7/2/15)CAREER HIGHLIGHTS: 2019 - Was placed on the IL with a back strain on July 21 and missed the rest of the season...2018 - Spent a month on the DL with a back strain...named No. 2 prospect in the Indians Farm System by *Baseball Prospectus* and named Best Fastball and No. 8 prospect in Indians Farm System by *Baseball America*...ranked as the No. 3 prospect in the New York-Penn League by *Baseball America* following the 2018 season...2017 - Struck out 70 batters in just 51.2 innings of work (12.2 K-per-9.0IP), good for 2nd-most in the Arizona League.

YEAR	CLUB	W-L	ERA	G	GS	CG	SHO	SV	IP	H	R	ER	HR	HB	BB	SO	WP	BK	AVG	SLG	OBP
2016	DSL Indians	2-8	4.00	14	14	0	0	0	63.0	67	37	28	1	8	17	56	13	0	.276	.383	.342
2017	AZL Indians	4-2	7.14	14	7	0	0	0	51.2	62	49	41	2	8	22	70	10	2	.286	.392	.372
2018	Lake County	1-0	3.00	2	2	0	0	0	9.0	5	3	3	0	0	7	6	1	0	.179	.250	.333
	Mahoning Valley	4-2	1.88	9	9	0	0	0	48.0	34	14	10	3	1	10	61	2	0	.192	.277	.239
2019	Lake County	6-6	5.38	19	19	0	0	0	87.0	80	54	52	6	10	40	72	10	0	.243	.365	.342
Minor Lge. Totals		17-18	4.66	58	51	0	0	0	258.2	248	157	134	12	27	96	265	36	2	.249	.356	.331

PALACIO, Gaspar

INF

HEIGHT: 5-8
WEIGHT: 155

BATS: S
THROWS: R

BORN: March 2, 2000 in Cartagena, Colombia
RESIDES: Cartagena, Colombia
OBTAINED: Non-Drafted Free Agent (7/2/16)

YEAR	CLUB	AVG	G	AB	R	H	2B	3B	HR	RBI	SH	SF	HBP	BB	SO	SB	CS	SLG	OBP	OPS	E
2017	DSL Indians	.169	23	83	9	14	3	1	1	6	0	0	1	11	29	2	3	.265	.274	.539	17
	DSL Co-Op	.176	29	85	12	15	4	2	0	6	1	1	1	11	22	5	5	.271	.276	.546	17
2018	DSL Indians	.211	58	175	23	37	5	3	0	15	1	3	1	17	47	6	5	.274	.281	.555	17
2019	AZL Indians Blue	.191	22	68	11	13	3	2	1	12	0	2	1	9	18	5	2	.338	.288	.626	6
	AZL Indians Red	.241	8	29	5	7	1	1	1	1	0	0	0	3	7	0	1	.448	.313	.761	6
Minor Lge. Totals		.195	140	440	60	86	16	9	3	40	2	6	4	51	123	18	16	.293	.282	.575	63

PALACIOS, Richard

INF

HEIGHT: 5-11
WEIGHT: 180
SIGNED BY: Aaron Etchison
SCHOOL: Towson

BATS: L
THROWS: R

BORN: May 16, 1997 in Brooklyn, NY
RESIDES: Brooklyn, NY
OBTAINED: 3rd Round Selection by Indians in June, 2018 Draft

CAREER HIGHLIGHTS: 2019 - Missed the entire season due to right shoulder surgery.

YEAR	CLUB	AVG	G	AB	R	H	2B	3B	HR	RBI	SH	SF	HBP	BB	SO	SB	CS	SLG	OBP	OPS	E
2018	AZL Indians	.438	5	16	4	7	1	0	2	6	0	0	0	6	2	2	0	.875	.591	1.466	2
	Lake County	.300	20	80	10	24	2	1	2	7	0	0	0	2	13	3	0	.425	.317	.742	1
	Mahoning Valley	.411	20	73	12	30	5	1	2	17	0	2	0	11	12	2	1	.589	.477	1.066	2
2019	DID NOT PLAY (INJURED)																				
Minor League Totals		.361	45	169	26	61	8	2	6	30	0	2	0	19	27	7	1	.538	.421	.960	5

PANTOJA, Alexis

INF

HEIGHT: 5-11
WEIGHT: 155
SIGNED BY: Mike Soper
SCHOOL: PR Baseball Academy

BATS: L
THROWS: R

BORN: January 18, 1996 in Manati, PR
RESIDES: Vega Alta, PR
OBTAINED: 9th Round by Indians in June, 2014 Draft

YEAR	CLUB	AVG	G	AB	R	H	2B	3B	HR	RBI	SH	SF	HBP	BB	SO	SB	CS	SLG	OBP	OPS	E
2014	AZL Indians	.250	40	144	24	36	5	0	0	11	1	1	1	12	17	13	0	.285	.310	.595	10
2015	Mahoning Valley	.195	25	82	8	16	2	0	0	5	4	0	1	1	15	1	2	.220	.214	.434	5
	AZL Indians	.309	24	94	12	29	6	1	0	17	4	1	0	6	11	5	1	.394	.347	.740	6
2016	Mahoning Valley	.197	57	198	21	39	6	1	0	23	#8	2	1	7	23	5	3	.237	.226	.463	11
2017	Lake County	.251	83	303	34	76	11	0	2	21	5	2	0	15	51	10	2	.307	.284	.591	8
2018	Lynchburg	.205	76	259	24	53	8	1	0	21	5	3	1	13	46	7	3	.243	.243	.486	9
	Akron	.190	24	79	8	15	2	0	0	5	0	0	0	3	23	0	0	.215	.220	.435	2
2019	Akron	.257	117	416	45	107	15	2	2	37	5	3	1	28	72	6	8	.317	.304	.621	11
Minor Lge. Totals		.236	446	1575	176	371	55	5	4	140	32	12	5	85	258	47	19	.284	.275	.559	62

PAPI, Mike

OF

HEIGHT: 6-3
WEIGHT: 215
SIGNED BY: Bob Mayer
SCHOOL: University of Virginia

BATS: L
THROWS: R

BORN: September 19, 1992 in Scranton, PA
RESIDES: Tunkhannock, PA
OBTAINED: CB Round Phase A (38th overall) by Indians in June, 2014 Draft

CAREER HIGHLIGHTS: 2019 - Limited to 27 games due to shoulder injuries...Did not play after June 3 due to a L shoulder injury...2016 - Named Carolina League Player of the Week from April 11-17 after hitting four homers in a five-game stretch...2015 - Ranked 2nd for Lynchburg in games played (127) and doubles (34, 3rd in the Carolina League)...led CL in walks (81)...entered the 2016 season as the 19th-best prospect in the Indians organization (*Baseball America*)...2014 - Earned Indians Minor League Player of the Week honors from August 18-24, at which point he had recorded either a hit or a walk in 15 of 17 contests, hitting .279 (17-61) with 11 RBI and 12 walks against over that span...named the 5th-best prospect and Best Strike-Zone Discipline in the Indians farm system entering 2015 (*Baseball America*).

YEAR	CLUB	AVG	G	AB	R	H	2B	3B	HR	RBI	SH	SF	HBP	BB	SO	SB	CS	SLG	OBP	OPS	E
2014	Lake County	.178	39	135	21	24	4	0	3	15	1	3	0	26	32	2	0	.274	.305	.579	1
	Mahoning Valley	.222	2	9	2	2	0	0	0	3	0	0	0	0	0	0	0	.222	.222	.444	1
2015	Lynchburg	.236	127	416	53	98	34	2	4	45	2	3	3	*81	118	6	7	.356	.362	.718	9
2016	Akron	.228	78	259	33	59	16	2	8	40	0	2	4	41	72	4	0	.398	.340	.738	1
	Lynchburg	.236	40	140	22	33	9	0	7	18	0	2	1	30	42	0	1	.450	.370	.820	4
2017	Columbus	.235	37	119	20	28	5	0	2	18	1	4	4	20	25	1	1	.328	.354	.681	0
	Akron	.267	87	296	50	79	13	0	10	37	2	2	2	50	61	5	2	.412	.374	.786	2
2018	Columbus	.247	83	243	38	60	17	1	7	26	4	0	2	47	78	1	1	.412	.373	.785	1
2019	Columbus	.202	27	89	10	18	5	0	0	10	0	0	1	10	25	0	1	.258	.290	.548	0
Minor Lge. Totals		.235	520	1706	249	401	103	5	41	212	10	16	17	305	453	19	13	.373	.354	.727	20

PLAYER DEVELOPMENT

PAREDES, Juan**RHP**HEIGHT: 6-3
WEIGHT: 200BATS: R
THROWS: RBORN: September 25, 1998 in San Pedro de Macoris, DR
RESIDES: San Pedro de Macoris, DR
OBTAINED: Non-Drafted Free Agent (7/2/16)

YEAR	CLUB	W-L	ERA	G	GS	CG	SHO	SV	IP	H	R	ER	HR	HB	BB	SO	WP	BK	AVG	SLG	OBP
2016	DSL Indians	1-0	5.14	5	0	0	0	0	7.0	4	6	4	0	1	6	8	1	0	.174	.174	.355
2017	DSL Indians	1-0	2.41	13	0	0	0	1	18.2	10	8	5	1	3	5	15	6	0	.154	.231	.247
2018	AZL Indians	1-1	4.33	19	0	0	0	5	27.0	32	20	13	1	1	10	34	4	0	.296	.398	.355
2019	AZL Indians Red Mahoning Valley	1-0	8.18	10	0	0	0	2	11.0	12	12	10	0	0	6	23	8	0	.261	.326	.340
		1-1	10.38	5	0	0	0	0	8.2	14	10	10	0	1	4	10	3	0	.350	.500	.422
Minor Lge. Totals		5-2	5.23	52	0	0	0	8	72.1	72	56	42	2	6	31	90	22	0	.255	.344	.338

PAULINO, Joseph**INF**HEIGHT: 5-11
WEIGHT: 165BATS: R
THROWS: RBORN: August 5, 2001 in Santo Domingo Este, DR
RESIDES: Santo Domingo Este, DR
OBTAINED: Non-Drafted Free Agent (8/5/17)

YEAR	CLUB	AVG	G	AB	R	H	2B	3B	HR	RBI	SH	SF	HBP	BB	SO	SB	CS	SLG	OBP	OPS	E
2018	DSL Indians	.164	49	165	24	27	8	1	1	10	0	2	4	20	52	2	3	.242	.267	.509	17
2019	DSL Indians	.153	29	98	8	15	3	0	1	7	0	2	4	34	0	0	0	.214	.202	.416	6
Minor Lge. Totals		.160	78	263	32	42	11	1	2	17	0	2	6	24	86	2	3	.232	.244	.476	23

PAZ, Richard**INF**HEIGHT: 5-7
WEIGHT: 150BATS: L
THROWS: RBORN: June 12, 2001 in Carabobo, Venezuela
RESIDES: Carabobo, Venezuela
OBTAINED: Non-Drafted Free Agent (7/6/17)

YEAR	CLUB	AVG	G	AB	R	H	2B	3B	HR	RBI	SH	SF	HBP	BB	SO	SB	CS	SLG	OBP	OPS	E
2018	DSL Indians	.236	39	123	17	29	1	0	1	13	1	2	3	20	11	0	2	.268	.351	.620	6
2019	DSL Indians	.259	22	81	12	21	5	2	1	16	0	2	0	11	14	0	0	.407	.340	.748	3
	AZL Indians Blue	.188	15	48	4	9	1	0	0	5	1	0	0	2	7	0	1	.208	.220	.428	1
Minor Lge. Totals		.234	76	252	33	59	7	2	2	34	2	4	3	33	32	0	3	.302	.325	.626	10

PEGUERO, Luis**RHP**HEIGHT: 6-1
WEIGHT: 165BATS: R
THROWS: RBORN: November 15, 1999 in El Valle, DR
RESIDES: El Valle, DR
OBTAINED: Non-Drafted Free Agent (6/14/17)

YEAR	CLUB	W-L	ERA	G	GS	CG	SHO	SV	IP	H	R	ER	HR	HB	BB	SO	WP	BK	AVG	SLG	OBP
2017	DSL Indians	0-0	6.75	2	0	0	0	0	4.0	6	4	3	0	0	1	3	0	0	.333	.444	.368
2018	DSL Indians	5-2	5.18	19	0	0	0	3	41.2	41	26	24	4	4	20	32	8	0	.270	.441	.359
2019	AZL Indians Blue	2-0	6.23	16	0	0	0	0	13.0	17	15	9	1	1	16	14	3	1	.288	.356	.447
Minor Lge. Totals		7-2	5.52	37	0	0	0	3	58.2	64	45	36	5	5	37	49	11	1	.279	.419	.384

PELUFFO, Jhon**RHP**HEIGHT: 6-3
WEIGHT: 140BATS: R
THROWS: RBORN: June 16, 1997 in Cartagena, Columbia
RESIDES: Cartagena, Columbia
OBTAINED: Minor League Rule 5 Draft from BAL (12/12/19)

YEAR	CLUB	W-L	ERA	G	GS	CG	SHO	SV	IP	H	R	ER	HR	HB	BB	SO	WP	BK	AVG	SLG	OBP
2014	DSL Orioles 2	3-4	4.35	14	4	0	0	0	39.1	44	21	19	4	1	22	30	4	1	.289	.382	.383
2015	DSL Orioles 2	2-4	2.21	14	14	0	0	0	57.0	56	28	14	1	2	20	53	3	1	.255	.332	.320
2016	GCL Orioles	3-0	1.89	8	8	0	0	0	38.0	26	9	8	0	1	7	40	3	0	.190	.255	.233
2016	Delmarva	0-3	13.50	3	3	0	0	0	10.2	21	23	16	4	0	8	1	1	0	.396	.679	.475
2017	Delmarva	6-5	3.50	23	14	0	0	0	92.2	89	48	36	8	6	24	74	6	0	.254	.400	.307
2018	Frederick	2-2	6.93	8	4	0	0	0	24.2	33	20	19	4	1	18	17	0	0	.320	.505	.426
2018	Delmarva	4-6	5.31	16	16	0	0	0	81.1	92	55	48	11	4	19	54	9	0	.291	.487	.330
2019	Frederick	0-0	0.87	3	0	0	0	0	10.1	5	1	1	0	0	4	12	1	0	.143	.143	.231
	Delmarva	1-4	2.78	30	0	0	0	5	58.1	37	24	18	2	2	27	55	7	0	.179	.266	.275
Minor Lge. Totals		21-28	3.91	119	63	0	0	5	412.1	403	229	179	34	17	149	336	34	2	.256	.387	.323

PENA, Landy

INF

HEIGHT: 6-1
WEIGHT: 180BATS: S
THROWS: RBORN: November 6, 2001 in San Juan, PR
RESIDES: San Juan, PR
OBTAINED: Non-Drafted Free Agent (7/2/19)

YEAR	CLUB	AVG	G	AB	R	H	2B	3B	HR	RBI	SH	SF	HBP	BB	SO	SB	CS	SLG	OBP	OPS	E
2019	AZL Indians Blue	.172	20	58	12	10	0	1	0	4	1	2	0	15	22	5	2	.207	.333	.540	3

PERALTA, Wilfri

INF

HEIGHT: 6-0
WEIGHT: 155BATS: L
THROWS: RBORN: December 10, 2000 in Dajabon, DR
RESIDES: Dajabon, DR
OBTAINED: Non-Drafted Free Agent (7/2/17)

YEAR	CLUB	AVG	G	AB	R	H	2B	3B	HR	RBI	SH	SF	HBP	BB	SO	SB	CS	SLG	OBP	OPS	E
2018	DSL Co-Op	.233	23	90	14	21	3	1	0	7	0	0	1	9	23	3	3	.289	.310	.599	20
	DSL Indians	.244	33	119	17	29	5	2	0	12	0	1	5	17	23	5	8	.319	.359	.678	20
2019	AZL Indians Blue	.221	44	145	31	32	5	2	2	21	1	1	2	20	44	13	3	.324	.321	.646	12
Minor Lge. Totals		.232	100	354	62	82	13	5	2	40	1	2	8	46	90	21	14	.314	.332	.645	52

PEREZ, Derian

OF

HEIGHT: 6-3
WEIGHT: 175BATS: L
THROWS: LBORN: June 8, 2000 in Santo Domingo, DR
RESIDES: Santo Domingo, DR
OBTAINED: Non-Drafted Free Agent (9/27/16)

YEAR	CLUB	AVG	G	AB	R	H	2B	3B	HR	RBI	SH	SF	HBP	BB	SO	SB	CS	SLG	OBP	OPS	E
2017	DSL Indians	.224	56	156	21	35	5	2	1	12	2	1	9	27	35	9	14	.301	.368	.669	6
2018	DSL Indians	.244	46	123	15	30	4	0	0	13	2	2	3	15	25	5	6	.276	.336	.612	4
2019	DSL Indians	.238	54	164	30	39	7	4	3	17	0	4	4	19	55	5	2	.384	.325	.709	7
Minor Lge. Totals		.235	156	443	66	104	16	6	4	42	4	7	16	61	115	19	22	.325	.344	.669	17

PEREZ, Francisco

LHP

HEIGHT: 6-2
WEIGHT: 195BATS: L
THROWS: LBORN: July 20, 1997 in Loma De Cabrera, DR
RESIDES: Santo Domingo Este, DR
OBTAINED: Non-Drafted Free Agent (12/12/14)

CAREER HIGHLIGHTS: 2019 - Had three separate IL stints with left elbow injuries... 2018 - Finished 3rd in the Midwest League in innings pitched (139.1)... 2017 - Led Mahoning Valley with 15 starts, setting a career high with 74.0 innings pitched... 2016 - Led AZL Indians in innings (63.2), strikeouts (52) and tied for 1st in wins (5)... 3rd-lowest ERA in the organization (2.69)... AZL Postseason All-Star.

YEAR	CLUB	W-L	ERA	G	GS	CG	SHO	SV	IP	H	R	ER	HR	HB	BB	SO	WP	BK	AVG	SLG	OBP
2015	DSL Indians	2-2	2.49	13	12	0	0	0	50.2	49	18	14	0	1	19	48	3	0	.254	.342	.322
2016	AZL Indians	5-1	2.69	12	7	0	0	0	63.2	48	22	19	1	3	17	52	8	2	.203	.292	.266
2017	Mahoning Valley	4-4	3.28	15	15	0	0	0	74.0	67	41	27	5	2	28	48	7	0	.238	.363	.309
2018	Lake County	8-10	4.07	26	25	0	0	0	139.1	125	69	63	8	6	54	111	13	2	.240	.346	.317
2019	AZL Indians Blue	1-1	1.47	6	5	0	0	0	18.1	6	5	3	2	3	6	29	3	0	.102	.220	.216
	Mahoning Valley	1-0	1.80	2	2	0	0	0	10.0	6	2	2	1	0	2	8	0	0	.176	.294	.222
Minor Lge. Totals		21-18	3.24	74	66	0	0	0	356.0	301	157	128	17	15	126	296	34	4	.228	.333	.300

PEREZ, Steven

LHP

HEIGHT: 6-0
WEIGHT: 155BATS: L
THROWS: LBORN: April 21, 2001 in San Fernando de Apure, VZ
RESIDES: San Fernando de Apure, VZ
OBTAINED: Non-Drafted Free Agent (June 2, 2018)

YEAR	CLUB	W-L	ERA	G	GS	CG	SHO	SV	IP	H	R	ER	HR	HB	BB	SO	WP	BK	AVG	SLG	OBP
2018	DSL Indians	0-1	2.04	8	4	0	0	0	17.2	17	5	4	1	3	11	18	3	0	.250	.294	.378
2019	DSL Indians	1-4	2.97	14	14	0	0	0	57.2	51	23	19	2	4	23	48	4	0	.239	.347	.324
Minor Lge. Totals		1-5	2.75	22	18	0	0	0	75.1	68	28	23	3	7	34	66	7	0	.242	.335	.338

PERSINGER, Dillon

INF

HEIGHT: 5-11
WEIGHT: 180
SIGNED BY: Mike Bradford
SCHOOL: Cal State FullertonBATS: R
THROWS: RBORN: January 31, 1996 in Fountain Valley, CA
RESIDES: Fountain Valley, CA
OBTAINED: 18th Round Selection by Indians in June, 2017 Draft

YEAR	CLUB	AVG	G	AB	R	H	2B	3B	HR	RBI	SH	SF	HBP	BB	SO	SB	CS	SLG	OBP	OPS	E
2017	Mahoning Valley	.208	22	72	9	15	4	0	2	4	2	1	4	9	22	1	1	.347	.326	.673	3
2018	Lynchburg	.254	99	342	44	87	19	1	5	33	4	4	11	35	100	2	6	.360	.339	.699	10
	Lake County	.095	7	21	1	2	0	0	0	0	0	0	0	1	7	0	1	.095	.136	.232	0
2019	AZL Indians Blue	.182	4	11	2	2	0	0	0	2	0	0	0	5	4	0	1	.182	.438	.619	0
	Lynchburg	.163	21	80	9	13	2	0	1	7	0	1	1	6	34	0	1	.225	.227	.452	2
Minor Lge. Totals		.226	153	526	65	119	25	1	8	46	6	6	16	56	167	3	10	.323	.316	.639	15

PLAYER DEVELOPMENT

PINTO, Aaron**RHP**

HEIGHT: 6-0

BATS: L

BORN: July 3, 1996 in West Covina, CA

WEIGHT: 200

THROWS: R

RESIDES: Stony Brook, NY

SIGNED BY: Mike Kanen

OBTAINED: 24th Round Selection by Indians in June, 2018 Draft

SCHOOL: SUNY Stony Brook

YEAR	CLUB	W-L	ERA	G	GS	CG	SHO	SV	IP	H	R	ER	HR	HB	BB	SO	WP	BK	AVG	SLG	OBP
2018	AZL Indians Blue	3-1	1.00	11	0	0	0	2	18.0	10	4	2	0	0	4	20	5	0	.164	.213	.215
	AZL Indians Red	0-1	3.72	7	0	0	0	0	9.2	10	6	4	0	0	1	10	1	0	.250	.325	.262
2019	Lake County	5-1	1.14	17	0	0	0	2	31.2	29	7	4	0	0	7	38	2	0	.240	.298	.279
	Lynchburg	1-0	1.90	25	1	0	0	3	42.2	29	12	9	2	3	13	44	4	0	.190	.301	.265
Minor Lge. Totals		9-3	1.68	60	1	0	0	7	102.0	78	29	19	2	3	25	112	12	0	.208	.288	.261

PLANCHART, Victor**C**

HEIGHT: 5-8

BATS: S

BORN: May 17, 2001 in Anzoategui, VZ

WEIGHT: 165

THROWS: R

RESIDES: Anzoategui, VZ

OBTAINED: Non-Drafted Free Agent (8/10/17)

YEAR	CLUB	AVG	G	AB	R	H	2B	3B	HR	RBI	SH	SF	HBP	BB	SO	SB	CS	SLG	OBP	OPS	E
2018	DSL Co-Op	.301	43	143	15	43	13	1	0	18	0	2	2	26	25	2	0	.406	.410	.816	8
2019	DSL Indians	.267	40	135	19	36	4	1	0	12	0	0	3	24	20	3	3	.311	.389	.700	13
Minor Lge. Totals		.284	83	278	34	79	17	2	0	30	0	2	5	50	45	5	3	.360	.400	.760	21

PLANEZ, Alexfri**OF**

HEIGHT: 6-2

BATS: R

BORN: August 17, 2001 in Caracas, Venezuela

WEIGHT: 180

THROWS: R

RESIDES: Caracas, Venezuela

OBTAINED: Non-Drafted Free Agent (8/17/17)

YEAR	CLUB	AVG	G	AB	R	H	2B	3B	HR	RBI	SH	SF	HBP	BB	SO	SB	CS	SLG	OBP	OPS	E
2018	DSL Indians	.279	61	251	39	70	18	3	9	40	1	3	7	9	55	5	7	.482	.319	.801	1
2019	AZL Indians Blue	.333	6	24	3	8	2	0	1	3	0	0	0	1	7	0	0	.542	.360	.902	1
Minor Lge. Totals		.284	67	275	42	78	20	3	10	43	1	3	7	10	62	5	7	.487	.322	.810	2

POLANCO, Felix**LHP**

HEIGHT: 6-2

BATS: L

BORN: June 26, 2000 in Puerto Plata, DR

WEIGHT: 190

THROWS: L

RESIDES: Puerto Plata, DR

OBTAINED: Non-Drafted Free Agent (9/24/18)

YEAR	CLUB	W-L	ERA	G	GS	CG	SHO	SV	IP	H	R	ER	HR	HB	BB	SO	WP	BK	AVG	SLG	OBP
2019	DSL Indians	0-1	5.57	15	0	0	0	1	21.0	19	17	13	0	4	13	24	8	1	.235	.309	.360

PONTICELLI, Thomas**RHP**

HEIGHT: 6-1

BATS: R

BORN: April 15, 1997 in West Hills, CA

WEIGHT: 195

THROWS: R

RESIDES: Newbury Park, CA

SIGNED BY: Don Lyle

OBTAINED: 12th Round Selection by Indians in June, 2018 Draft

SCHOOL: San Francisco

YEAR	CLUB	W-L	ERA	G	GS	CG	SHO	SV	IP	H	R	ER	HR	HB	BB	SO	WP	BK	AVG	SLG	OBP
2018	AZL Indians	3-1	2.96	11	3	0	0	0	24.1	30	9	8	1	2	3	31	2	0	.303	.404	.333
	Lake County	1-0	0.00	1	0	0	0	0	4.0	2	0	0	0	0	1	4	0	0	.143	.143	.200
2019	Lake County	3-4	5.07	24	12	0	0	3	92.1	99	60	52	15	3	46	73	11	0	.276	.482	.360
Minor Lge. Totals		7-5	4.48	36	15	0	0	3	120.2	131	69	60	16	5	50	108	13	0	.278	.456	.350

PRIES, Micah**OF**

HEIGHT: 6-4

BATS: L

BORN: February 27, 1998 in Newport Beach, CA

WEIGHT: 190

THROWS: R

RESIDES: San Diego, CA

SIGNED BY: David Compton

OBTAINED: 13th Round Selection by Indians in June, 2019 Draft

SCHOOL: Point Loma Nazarene University (CA)

2019 - Missed the entire season due to a right elbow surgery reconstruction on July 3.

QUEVEDO, Yojhan

C

HEIGHT: 6-1
WEIGHT: 215

BATS: R
THROWS: R

BORN: November 6, 1993 in Santa Barbara, Venezuela
RESIDES: Santa Barbara, Venezuela
OBTAINED: Minor League Free Agent (1/18/20)

YEAR	CLUB	AVG	G	AB	R	H	2B	3B	HR	RBI	SH	SF	HBP	BB	SO	SB	CS	SLG	OBP	OPS	E
2011	VSL Mariners	.205	19	44	8	9	0	0	4	1	0	0	7	8	0	0	0	.205	.314	.518	3
2012	VSL Mariners	.318	35	110	15	35	4	0	3	15	0	0	1	5	8	1	4	.436	.353	.790	5
2013	VSL Mariners	.295	59	210	48	62	14	1	3	48	0	3	3	20	16	10	2	.414	.360	.774	2
2014	AZL Mariners	.281	33	114	12	32	7	3	0	18	0	1	0	6	19	1	0	.395	.314	.709	4
2015	Everett	.238	46	164	20	39	9	1	1	24	0	6	3	14	23	0	1	.323	.299	.623	2
2016	Everett	.225	45	151	18	34	6	1	0	13	4	0	0	6	23	0	0	.278	.255	.533	10
2017	Clinton	.273	101	396	36	108	24	1	7	46	0	4	5	12	51	5	1	.391	.300	.691	13
2018	Frederick	.287	38	150	16	43	9	0	4	18	0	1	2	4	17	0	0	.427	.312	.739	4
Minor Lge. Totals		.270	376	1339	173	362	73	7	18	186	5	15	14	74	165	17	8	.376	.312	.688	43

RAMIREZ, Jerson

RHP

HEIGHT: 6-1
WEIGHT: 185

BATS: R
THROWS: R

BORN: Nov. 24, 1998 in Sabana Grande de Boya, DR
RESIDES: Sabana Grande de Boya, DR
OBTAINED: Non-Drafted Free Agent (8/10/17)

CAREER HIGHLIGHTS: 2019 - Recorded the fourth-most saves in the New York-Penn League (7).

YEAR	CLUB	W-L	ERA	G	GS	CG	SHO	SV	IP	H	R	ER	HR	HB	BB	SO	WP	BK	AVG	SLG	OBP
2018	DSL Indians	1-1	2.08	6	0	0	0	3	8.2	8	5	2	0	1	3	11	0	0	.242	.394	.324
	AZL Indians	4-2	2.01	14	0	0	0	4	22.1	15	10	5	0	3	13	30	3	0	.183	.220	.316
2019	Mahoning Valley	0-1	0.73	18	0	0	0	7	24.2	12	5	2	0	5	10	28	2	0	.148	.148	.276
Minor Lge. Totals		5-4	1.46	38	0	0	0	14	55.2	35	20	9	0	9	26	69	5	0	.179	.219	.301

RAMIREZ, Micael

C

HEIGHT: 5-11
WEIGHT: 170

BATS: R
THROWS: R

BORN: June 8, 1999 in Miranda, Venezuela
RESIDES: Miranda, Venezuela
OBTAINED: Non-Drafted Free Agent (5/29/17)

YEAR	CLUB	AVG	G	AB	R	H	2B	3B	HR	RBI	SH	SF	HBP	BB	SO	SB	CS	SLG	OBP	OPS	E
2017	DSL Co-Op	.304	23	79	15	24	8	1	0	14	0	0	1	8	10	0	0	.430	.375	.805	5
2018	AZL Indians Red	.338	24	77	10	26	2	1	1	9	0	0	1	6	11	1	1	.429	.393	.821	1
2019	AZL Indians Blue	.313	16	48	5	15	3	0	0	6	0	1	0	7	12	0	0	.375	.393	.768	0
Minor Lge. Totals		.319	63	204	30	65	13	2	1	29	0	1	2	21	33	1	1	.417	.386	.803	6

RAMOS, Robinson

C

HEIGHT: 5-11
WEIGHT: 185

BATS: R
THROWS: R

BORN: May 24, 1998 in Las Matas de Santa Cruz, DR
RESIDES: Monte Cristi, D.R.
OBTAINED: Minor League Free Agent (6/1/19)

YEAR	CLUB	AVG	G	AB	R	H	2B	3B	HR	RBI	SH	SF	HBP	BB	SO	SB	CS	SLG	OBP	OPS	E
2018	DSL Pirates 2	.000	1	1	0	0	0	0	0	0	0	0	0	0	0	0	0	.000	.000	.000	0
	GCL Pirates	.157	21	51	3	8	1	0	0	1	0	0	2	3	3	0	0	.176	.232	.409	0
2019	DSL Indians	.301	38	123	21	37	7	1	3	25	0	1	3	11	18	1	1	.447	.370	.817	4
Minor Lge. Totals		.257	60	175	24	45	8	1	3	26	0	1	5	14	21	1	1	.366	.328	.694	4

REEVES, Mitch

OF

HEIGHT: 6-2
WEIGHT: 215

BATS: R
THROWS: R

BORN: November 18, 1994 in Merritt Island, FL
RESIDES: Winter Springs, FL
OBTAINED: 32nd Round Selection by Indians in June, 2017 Draft

CAREER HIGHLIGHTS: 2019 - Named Carolina League Player of the Week from June 24-30...2018 - Named New York-Penn League Mid-Season All-Star...2017 - Led the AZL Indians in walks (23) and finished 2nd on the club in hits (39).

YEAR	CLUB	AVG	G	AB	R	H	2B	3B	HR	RBI	SH	SF	HBP	BB	SO	SB	CS	SLG	OBP	OPS	E
2017	Mahoning Valley	.500	3	8	0	4	1	0	0	1	0	0	1	3	1	0	0	.625	.667	1.292	0
	AZL Indians	.291	43	134	18	39	8	0	4	19	1	1	1	23	42	2	3	.440	.396	.837	4
2018	Lake County	.286	12	42	6	12	1	1	1	6	0	0	2	6	6	0	0	.429	.400	.829	5
	Mahoning Valley	.274	60	219	29	60	12	0	4	36	0	3	5	22	42	4	1	.384	.349	.733	7
2019	Lake County	.257	59	214	32	55	14	0	6	37	0	2	4	28	54	5	2	.407	.351	.757	2
	Lynchburg	.295	63	227	25	67	16	1	2	29	1	3	2	39	53	1	2	.401	.399	.799	6
Minor Lge. Totals		.281	240	844	110	237	52	2	17	128	2	9	15	121	198	12	8	.408	.377	.785	24

PLAYER DEVELOPMENT

REYES, Tomas**LHP**HEIGHT: 5-11
WEIGHT: 150BATS: L
THROWS: LBORN: September 23, 1999 in San Antonio de Guerra, DR
RESIDES: San Antonio de Guerra, DR
OBTAINED: Non-Drafted Free Agent (7/2/18)

YEAR	CLUB	W-L	ERA	G	GS	CG	SHO	SV	IP	H	R	ER	HR	HB	BB	SO	WP	BK	AVG	SLG	OBP
2018	DSL Co-Op	0-0	3.27	8	0	0	0	1	11.0	8	4	4	2	0	4	15	4	0	.186	.395	.255
2019	DSL Indians	5-5	3.05	14	14	1	0	0	65.0	52	29	22	3	3	19	59	6	1	.221	.315	.287
Minor Lge. Totals		5-5	3.08	22	14	1	0	1	76.0	60	33	26	5	3	23	74	10	1	.216	.327	.282

RHOLL, Kellen**LHP**HEIGHT: 6-3
WEIGHT: 200
SIGNED BY: Blaze Lambert
SCHOOL: Angelo State (TX)BATS: L
THROWS: LBORN: May 13, 1996 in St. Paul, MN
RESIDES: Hugo, MN
OBTAINED: 25th Round Selection by Indians in June, 2018 Draft

YEAR	CLUB	W-L	ERA	G	GS	CG	SHO	SV	IP	H	R	ER	HR	HB	BB	SO	WP	BK	AVG	SLG	OBP
2018	AZL Indians	3-0	1.31	16	0	0	0	1	20.2	17	4	3	0	3	13	24	0	0	.233	.233	.367
2019	Lake County	3-5	1.62	29	0	0	0	2	50.0	44	12	9	0	6	31	70	3	0	.232	.258	.355
Minor Lge. Totals		6-5	1.53	45	0	0	0	3	70.2	61	16	12	0	9	44	94	3	0	.232	.251	.358

RIVERA, Michael**C**HEIGHT: 5-10
WEIGHT: 200
SIGNED BY: Steffan Segui
SCHOOL: FloridaBATS: R
THROWS: RBORN: December 12, 1995 in St. Petersburg, FL
RESIDES: Venice, FL
OBTAINED: 6th Round Selection by Indians in June, 2017 Draft**CAREER HIGHLIGHTS:** 2019 - Had three separate IL stints with left knee and back injuries... 2018 - Suffered a right anterior thigh infection on April 23 and then landed on the DL with a right thumb fracture in June, received surgery on June 14 and missed the rest of the season.

YEAR	CLUB	AVG	G	AB	R	H	2B	3B	HR	RBI	SH	SF	HBP	BB	SO	SB	CS	SLG	OBP	OPS	E
2017	Mahoning Valley	.170	15	47	6	8	3	0	4	1	1	1	3	12	0	0	0	.234	.231	.465	1
2018	Lake County	.195	14	41	10	8	3	0	0	3	1	0	0	15	10	0	0	.268	.411	.679	3
2019	Lynchburg	.201	62	199	22	40	13	1	3	23	2	2	6	20	44	1	1	.322	.291	.612	1
Minor Lge. Totals		.195	91	287	38	56	19	1	3	30	4	3	7	38	66	1	1	.300	.302	.601	5

ROCCHIO, Braylan**INF**HEIGHT: 5-10
WEIGHT: 150BATS: S
THROWS: RBORN: January 13, 2001 in Caracas, Venezuela
RESIDES: Caracas, Venezuela
OBTAINED: Non-Drafted Free Agent (7/2/17)**CAREER HIGHLIGHTS:** 2019 - Named New York-Penn League Player of the Week from August 19-25... named No. 5 prospect in Indians Farm System by **Baseball America**... finished tied for 7th in the New York-Penn League in hits (67), 8th in total bases (100) and 9th in stolen bases (14)... 2018 - Finished third in the AZL in batting average (.343)... named AZL Postseason All-Star... named No. 9 prospect in Indians Farm System by **Baseball America**... ranked as the No. 1 prospect in the Arizona League by **Baseball America** following the 2018 season.

YEAR	CLUB	AVG	G	AB	R	H	2B	3B	HR	RBI	SH	SF	HBP	BB	SO	SB	CS	SLG	OBP	OPS	E
2018	DSL Indians	.323	25	99	19	32	2	3	1	12	1	0	6	5	14	8	5	.434	.391	.825	4
	AZL Indians Red	.343	35	143	21	49	10	1	1	17	1	2	2	10	17	14	8	.448	.389	.836	8
2019	Mahoning Valley	.250	69	268	33	67	12	3	5	27	1	2	4	20	40	14	8	.373	.310	.683	23
Minor Lge. Totals		.290	129	510	73	148	24	7	7	56	3	4	12	35	71	36	21	.406	.348	.754	35

RODRIGUEZ, Adrian**RHP**HEIGHT: 5-11
WEIGHT: 155BATS: R
THROWS: RBORN: August 21, 2000 in Santo Domingo, DR
RESIDES: Moca, DR
OBTAINED: Non-Drafted Free Agent (6/2/19)

YEAR	CLUB	W-L	ERA	G	GS	CG	SHO	SV	IP	H	R	ER	HR	HB	BB	SO	WP	BK	AVG	SLG	OBP
2019	DSL Indians	1-2	6.32	9	0	0	0	0	15.2	17	14	11	1	0	3	13	2	1	.274	.387	.308

RODRIGUEZ, Eric**C**HEIGHT: 6-2
WEIGHT: 190
SIGNED BY: Chuck Bartlett
SCHOOL: George Wallace CC (AL)BATS: R
THROWS: RBORN: July 28, 1998 in Bayamon, PR
RESIDES: San Juan, PR
OBTAINED: 21st Round Selection by Indians in June, 2018 Draft

YEAR	CLUB	AVG	G	AB	R	H	2B	3B	HR	RBI	SH	SF	HBP	BB	SO	SB	CS	SLG	OBP	OPS	E
2018	AZL Indians	.200	23	80	9	16	2	0	2	8	1	0	1	9	18	0	0	.300	.289	.589	1
	Lake County	.286	2	7	0	2	0	0	0	1	0	0	0	0	0	0	0	.286	.286	.571	0
2019	Lake County	.138	10	29	3	4	1	0	1	4	0	0	1	4	8	0	0	.276	.265	.541	0
	Mahoning Valley	.140	14	43	2	6	3	0	0	3	1	1	0	4	6	0	0	.209	.208	.418	0
Minor Lge. Totals		.176	49	159	14	28	6	0	3	16	2	1	2	17	32	0	0	.270	.262	.533	1

RODRIGUEZ, Gabriel

INF

HEIGHT: 6-2
WEIGHT: 174BATS: R
THROWS: RBORN: February 22, 2002 in Maturin, VZ
RESIDES: Carabobo, VZ

OBTAINED: Non-Drafted Free Agent (7/2/18)

CAREER HIGHLIGHTS: 2019 - Named #10 prospect in organization by *MLB.com* and *Baseball America*

YEAR	CLUB	AVG	G	AB	R	H	2B	3B	HR	RBI	SH	SF	HBP	BB	SO	SB	CS	SLG	OBP	OPS	E
2019	AZL Indians Blue	.215	18	65	7	14	3	0	0	10	0	1	3	4	22	1	1	.262	.288	.549	0
	DSL Indians	.238	38	143	25	34	7	4	3	29	0	4	8	15	27	3	1	.406	.335	.741	9
Minor Lge. Totals		.231	56	208	32	48	10	4	3	39	0	5	11	19	49	4	2	.361	.321	.681	9

RODRIGUEZ, Jason

C

HEIGHT: 5-11
WEIGHT: 180BATS: R
THROWS: RBORN: January 11, 1995 in Santiago, DR
RESIDES: Santiago, DR

OBTAINED: Non-Drafted Free Agent (7/16/13)

YEAR	CLUB	AVG	G	AB	R	H	2B	3B	HR	RBI	SH	SF	HBP	BB	SO	SB	CS	SLG	OBP	OPS	E
2014	DSL Indians	.200	49	140	13	28	4	0	1	18	1	4	4	9	16	1	0	.250	.261	.511	9
2015	AZL Indians	.193	21	57	5	11	1	0	0	3	0	2	0	2	15	0	0	.211	.213	.424	0
2016	AZL Indians	.205	24	78	7	16	2	0	0	12	1	2	2	3	18	0	0	.231	.247	.478	4
2017	Mahoning Valley	.202	31	104	10	21	4	1	2	8	0	1	0	5	25	0	0	.317	.236	.554	4
2018	Mahoning Valley	.167	35	114	12	19	4	0	1	12	1	2	2	13	18	0	0	.228	.260	.488	3
2019	Lynchburg	.292	23	72	4	21	7	0	0	6	1	0	1	3	24	0	0	.389	.329	.718	2
Minor Lge. Totals		.205	183	565	51	116	22	1	4	59	4	11	9	35	116	1	0	.269	.258	.527	22

RODRIGUEZ, Jhan

RHP

HEIGHT: 6-0
WEIGHT: 165BATS: R
THROWS: RBORN: July 2, 1998 in Moca, DR
RESIDES: Moca, DR

OBTAINED: Non-Drafted Free Agent (3/23/16)

CAREER HIGHLIGHTS: 2019 - Converted to pitcher, slowed by right oblique and lower back strains.

YEAR	CLUB	AVG	G	AB	R	H	2B	3B	HR	RBI	SH	SF	HBP	BB	SO	SB	CS	SLG	OBP	OPS	E
2016	DSL Indians	.214	51	159	14	34	8	1	1	10	0	0	6	9	42	4	3	.296	.282	.577	21
2017	AZL Indians	.121	28	91	5	11	0	0	0	5	0	2	1	2	44	1	1	.121	.146	.267	6
2018	AZL Indians	.246	17	69	9	17	2	0	1	6	1	0	2	5	24	3	2	.319	.316	.635	8
	Lake County	.167	2	6	1	1	0	0	0	0	0	0	0	2	2	0	0	.167	.375	.542	2
	Mahoning Valley	.077	12	26	4	2	1	0	0	1	2	0	1	2	16	0	1	.115	.172	.288	2
2019	CONVERTED TO PITCHER																				
Minor Lge. Totals		.185	110	351	33	65	11	1	2	22	3	2	10	20	128	8	7	.239	.248	.487	39

RODRIGUEZ, Johnathan

OF

HEIGHT: 6-3
WEIGHT: 180BATS: S
THROWS: RBORN: November 4, 1999 in Bayamon, PR
RESIDES: Toa Baja, PR

OBTAINED: 3rd Round Selection by Indians in June, 2017 Draft

SIGNED BY: Juan Alvarez

SCHOOL: Carlos Beltran Baseball Academy (PR)

CAREER HIGHLIGHTS: 2019 - Finished 5th in the New York-Penn League in extra-base hits (25), 9th in total bases (98) and tied for 9th in runs (36)...2018 - Led AZL Indians Blue in runs scored (36) and stolen bases (8)...named Best Outfield Arm in Indians Farm System entering 2018, 2019 and 2020 by *Baseball America*.

YEAR	CLUB	AVG	G	AB	R	H	2B	3B	HR	RBI	SH	SF	HBP	BB	SO	SB	CS	SLG	OBP	OPS	E
2017	AZL Indians	.250	31	96	13	24	4	2	0	11	1	1	0	21	23	0	1	.333	.381	.715	3
2018	AZL Indians	.294	47	187	36	55	10	4	1	22	0	1	1	22	44	8	3	.406	.370	.776	3
2019	Mahoning Valley	.247	66	231	36	57	15	4	6	27	0	2	4	21	67	4	2	.424	.318	.742	4
Minor Lge. Totals		.265	144	514	85	136	29	10	7	60	1	4	5	64	134	12	6	.401	.349	.750	10

RODRIGUEZ, Jorma

INF

HEIGHT: 5-10
WEIGHT: 150BATS: R
THROWS: RBORN: March 25, 1996 in Palo Negro, VZ
RESIDES: Cagua, VZ

OBTAINED: Non-Drafted Free Agent (7/19/12)

YEAR	CLUB	AVG	G	AB	R	H	2B	3B	HR	RBI	SH	SF	HBP	BB	SO	SB	CS	SLG	OBP	OPS	E
2013	DSL Indians	.201	55	199	28	40	7	2	0	14	5	0	2	27	37	8	4	.256	.303	.559	17
2014	DSL Indians	.330	61	197	45	65	9	3	1	33	9	3	3	46	30	13	11	.421	.458	.879	12
2015	AZL Indians	.160	26	81	7	13	2	0	0	8	2	1	3	8	19	3	1	.185	.258	.443	7
2016	Mahoning Valley	.213	18	61	9	13	4	0	1	5	1	0	2	5	16	0	0	.328	.294	.622	3
	AZL Indians	.357	22	84	17	30	2	3	1	15	0	2	1	8	13	7	0	.488	.411	.899	6
2017	Akron	.238	7	21	2	5	0	0	0	0	1	0	0	0	6	0	0	.238	.238	.476	2
	Lynchburg	.286	4	7	1	2	1	0	0	3	1	0	0	0	1	0	0	.429	.286	.714	0
	Lake County	.201	88	294	39	59	14	2	3	16	4	2	4	23	78	8	8	.293	.266	.559	8
2018	Lynchburg	.232	71	237	26	55	7	2	0	15	7	1	5	12	46	7	1	.278	.282	.561	8
	Lake County	.345	35	142	18	49	6	2	1	20	0	1	1	4	30	6	2	.437	.365	.801	1
	Akron	.333	7	24	4	8	3	0	0	3	0	0	0	2	4	0	1	.458	.385	.843	0
2019	Akron	.221	34	122	7	27	2	0	0	11	1	1	0	5	40	0	1	.238	.250	.488	5
Minor Lge. Totals		.249	428	1469	203	366	57	14	7	143	31	11	21	140	320	52	29	.321	.321	.642	69

PLAYER DEVELOPMENT

RODRIGUEZ, Skeling**OF**HEIGHT: 6-0
WEIGHT: 175BATS: L
THROWS: RBORN: February 26, 2001 in Santiago, DR
RESIDES: Santiago, DR
OBTAINED: Non-Drafted Free Agent (9/1/17)

YEAR	CLUB	AVG	G	AB	R	H	2B	3B	HR	RBI	SH	SF	HBP	BB	SO	SB	CS	SLG	OBP	OPS	E
2018	DSL Indians	.216	56	194	32	42	3	6	0	17	4	2	3	32	72	5	5	.294	.333	.627	5
2019	DSL Indians	.279	62	208	32	58	12	8	0	23	0	3	2	26	52	10	3	.413	.360	.773	5
Minor Lge. Totals		.249	118	402	64	100	15	14	0	40	4	5	5	58	124	15	8	.356	.347	.702	10

ROLETTE, Joshua**C**HEIGHT: 5-11
WEIGHT: 195BATS: L
THROWS: RBORN: May 21, 1996 in Kansas City, MO
RESIDES: Shawnee, OK
OBTAINED: 39th Round Selection by Indians in June, 2017 DraftSIGNED BY: Steve Abney
SCHOOL: Kansas State

CAREER HIGHLIGHTS: 2019 - Was on the IL from April 26-June 3 with a left hand fracture and from September 1-end of the season with a right ankle sprain.

YEAR	CLUB	AVG	G	AB	R	H	2B	3B	HR	RBI	SH	SF	HBP	BB	SO	SB	CS	SLG	OBP	OPS	E
2017	AZL Indians	.333	5	12	3	4	1	0	0	1	0	0	0	2	0	0	0	.417	.429	.845	0
2018	Lynchburg	.250	2	4	2	1	0	0	0	0	1	0	0	2	2	0	0	.250	.500	.750	0
	Lake County	.253	56	170	15	43	11	0	4	21	0	3	2	28	57	1	0	.388	.360	.748	5
2019	Lake County	.183	64	202	15	37	12	1	1	27	1	4	3	29	62	0	1	.267	.290	.557	2
Minor Lge. Totals		.219	127	388	35	85	24	1	5	49	2	7	5	61	121	1	1	.325	.328	.653	7

ROMERO, Sterling**OF**HEIGHT: 5-10
WEIGHT: 145BATS: L
THROWS: LBORN: March 2, 2002 in Barahona, DR
RESIDES: Barohuca, DR
OBTAINED: Non-Drafted Free Agent (7/2/18)

YEAR	CLUB	AVG	G	AB	R	H	2B	3B	HR	RBI	SH	SF	HBP	BB	SO	SB	CS	SLG	OBP	OPS	E
2019	DSL Indians	.231	5	13	3	3	0	0	0	0	0	0	1	1	5	1	0	.231	.333	.564	0

ROYALTY, Alex**RHP**HEIGHT: 6-4
WEIGHT: 200BATS: R
THROWS: RBORN: March 19, 1997 in Raleigh, NC
RESIDES: Raleigh, NC
OBTAINED: 8th Round Selection by Indians in June, 2018 DraftSIGNED BY: Mike Bradford
SCHOOL: UNC Wilmington

CAREER HIGHLIGHTS: 2019 - Led Lake County in innings pitched (111.0), starts (24), strikeouts (100) and complete games (2)...suffered a left ankle sprain and was on the IL from May 2-17.

YEAR	CLUB	W-L	ERA	G	GS	CG	SHO	SV	IP	H	R	ER	HR	HB	BB	SO	WP	BK	AVG	SLG	OBP
2018	AZL Indians	1-0	0.00	4	1	0	0	0	7.2	4	0	0	0	0	2	13	1	0	.167	.208	.231
	Mahoning Valley	0-0	2.40	5	5	0	0	0	15.0	17	6	4	0	0	3	16	0	0	.283	.367	.317
2019	Lake County	6-9	4.54	25	24	#2	0	0	111.0	110	65	56	7	21	49	100	11	3	.264	.374	.365
Minor Lge. Totals		7-9	4.04	34	30	2	0	0	133.2	131	71	60	7	21	54	129	12	3	.261	.365	.354

RUBIO, Andy**RHP**HEIGHT: 6-4
WEIGHT: 175BATS: R
THROWS: RBORN: February 15, 2001 in Santiago, DR
RESIDES: Santiago, DR
OBTAINED: Non-Drafted Free Agent (4/12/18)

YEAR	CLUB	W-L	ERA	G	GS	CG	SHO	SV	IP	H	R	ER	HR	HB	BB	SO	WP	BK	AVG	SLG	OBP
2018	DSL Co-Op	1-1	9.00	14	0	0	0	0	19.0	30	24	19	1	0	18	16	6	0	.353	.482	.457
2019	DSL Co-Op	0-1	7.94	9	0	0	0	0	11.1	11	14	10	1	0	14	15	6	0	.250	.364	.424
Minor Lge. Totals		1-2	8.60	23	0	0	0	0	30.1	41	38	29	2	0	32	31	12	0	.318	.442	.445

RUVIERA, Jose**RHP**HEIGHT: 6-3
WEIGHT: 168BATS: R
THROWS: RBORN: September 4, 2001 in Villa Gonzalez, DR
RESIDES: Villa Gonzalez, DR
OBTAINED: Non-Drafted Free Agent (12/21/18)

YEAR	CLUB	W-L	ERA	G	GS	CG	SHO	SV	IP	H	R	ER	HR	HB	BB	SO	WP	BK	AVG	SLG	OBP
2019	DSL Co-Op	0-4	5.11	12	10	0	0	0	44.0	42	34	25	2	6	24	33	14	2	.247	.429	.358

SANCHEZ, Luis**RHP**HEIGHT: 6-1
WEIGHT: 190BATS: R
THROWS: RBORN: March 9, 1995 in Santo Domingo, DR
RESIDES: Pimentel, DR
OBTAINED: Non-Drafted Free Agent (8/7/18)

YEAR	CLUB	W-L	ERA	G	GS	CG	SHO	SV	IP	H	R	ER	HR	HB	BB	SO	WP	BK	AVG	SLG	OBP
2018	DSL Indians	1-0	2.25	3	0	0	0	0	4.0	3	1	1	0	0	2	6	0	0	.231	.231	.333
2019	Mahoning Valley	1-1	2.70	14	0	0	0	4	20.0	6	9	6	0	1	10	22	0	0	.091	.136	.215
Minor Lge. Totals		2-1	2.63	17	0	0	0	4	24.0	9	10	7	0	1	12	28	0	0	.114	.152	.234

SANCHEZ, Wilton**RHP**HEIGHT: 6-4
WEIGHT: 175BATS: R
THROWS: RBORN: September 8, 1998 in Castanuela, DR
RESIDES: Castanuela, DR
OBTAINED: Non-Drafted Free Agent (6/14/17)

YEAR	CLUB	W-L	ERA	G	GS	CG	SHO	SV	IP	H	R	ER	HR	HB	BB	SO	WP	BK	AVG	SLG	OBP
2017	DSL Indians	2-2	2.29	13	2	0	0	1	35.1	23	11	9	0	3	13	39	2	1	.185	.234	.279
2018	AZL Indians	3-1	8.54	15	1	0	0	0	26.1	24	26	25	1	5	21	23	11	2	.250	.354	.400
2019	AZL Indians Red	2-0	8.74	8	0	0	0	0	11.1	7	11	11	1	2	11	14	6	0	.175	.300	.370
Minor Lge. Totals		7-3	5.55	36	3	0	0	1	73.0	54	48	45	2	10	45	76	19	3	.208	.288	.342

SANDLIN, Nick**RHP**HEIGHT: 5-11
WEIGHT: 175BATS: R
THROWS: RBORN: January 10, 1997 in Evans, GA
RESIDES: Evans, GA
OBTAINED: 2nd Round Selection by Indians in June, 2018 Draft

SIGNED BY: Chuck Bartlett

SCHOOL: Southern Mississippi

CAREER HIGHLIGHTS: 2019 - Was limited to 24 appearances due to a right elbow injury and a right forearm strain, underwent right forearm ulnar stress fracture repair on 8/21/19 with Dr. Thomas Graham.

YEAR	CLUB	W-L	ERA	G	GS	CG	SHO	SV	IP	H	R	ER	HR	HB	BB	SO	WP	BK	AVG	SLG	OBP
2018	Lynchburg	1-0	1.42	7	0	0	0	4	6.1	2	1	1	0	1	2	10	1	0	.091	.091	.200
	AZL Indians	0-0	0.00	3	0	0	0	0	3.0	2	0	0	0	0	4	1	0	0	.200	.200	.200
	Lake County	0-0	1.74	10	0	0	0	1	10.1	9	2	2	0	0	0	15	0	0	.237	.342	.237
	Akron	1-0	10.38	5	0	0	0	0	4.1	8	5	5	0	1	1	7	2	0	.400	.550	.435
2019	Akron	0-0	1.56	15	0	0	0	2	17.1	13	4	3	2	3	8	27	0	0	.203	.313	.320
	Columbus	1-0	4.00	9	0	0	0	0	9.0	5	4	4	2	0	7	11	1	0	.172	.379	.324
Minor Lge. Totals		3-0	2.68	49	0	0	0	7	50.1	39	16	15	4	5	18	74	5	0	.213	.322	.298

SANQUINTIN, Junior**SS**HEIGHT: 6-0
WEIGHT: 172BATS: S
THROWS: RBORN: January 8, 2002 in Bani, DR
RESIDES: Bani, DR
OBTAINED: Non-Drafted Free Agent (7/2/18)

YEAR	CLUB	AVG	G	AB	R	H	2B	3B	HR	RBI	SH	SF	HBP	BB	SO	SB	CS	SLG	OBP	OPS	E
2019	DSL Indians	.297	16	64	8	19	5	0	1	11	0	0	1	5	15	0	4	.422	.357	.779	11
	DSL Co-Op	.224	35	125	14	28	7	1	2	17	0	1	2	11	36	4	5	.344	.295	.639	11
Minor Lge. Totals		.249	51	189	22	47	12	1	3	28	0	1	3	16	51	4	9	.370	.316	.686	22

SANTANA, Christophers**RHP**HEIGHT: 6-1
WEIGHT: 195BATS: R
THROWS: RBORN: February 26, 1998 in San Pedro de Macoris, DR
RESIDES: San Pedro de Macoris, DR
OBTAINED: Minor League Free Agent (2/23/15)

YEAR	CLUB	W-L	ERA	G	GS	CG	SHO	SV	IP	H	R	ER	HR	HB	BB	SO	WP	BK	AVG	SLG	OBP
2015	DSL Indians	1-1	21.00	7	0	0	0	0	6.0	8	14	14	0	5	15	7	5	0	.333	.500	.609
2016	DSL Indians	1-1	2.97	16	0	0	0	0	30.1	25	12	10	1	4	29	22	11	1	.231	.306	.403
2017	DSL Indians	0-2	5.97	16	0	0	0	0	28.2	34	25	19	1	6	17	26	4	2	.309	.436	.422
2018	DSL Indians	1-0	7.94	3	0	0	0	0	5.2	4	5	5	0	0	6	5	5	0	.182	.182	.357
	AZL Indians Blue	0-0	10.80	1	0	0	0	0	1.2	3	5	2	0	0	2	1	5	0	.333	.333	.417
	AZL Indians Red	1-1	4.56	15	0	0	0	0	23.2	18	16	12	1	3	12	17	2	0	.214	.345	.324
2019	AZL Indians Blue	0-0	2.45	17	0	0	0	1	22.0	20	7	6	3	1	11	33	3	0	.238	.381	.333
Minor Lge. Totals		4-5	5.19	75	0	0	0	1	118.0	112	84	68	6	19	92	111	35	3	.254	.365	.396

SANTOS, Felipito**RHP**HEIGHT: 6-2
WEIGHT: 180BATS: R
THROWS: RBORN: July 20, 1999 in El Valle, DR
RESIDES: El Valle, DR
OBTAINED: Non-Drafted Free Agent (1/2/19)

YEAR	CLUB	W-L	ERA	G	GS	CG	SHO	SV	IP	H	R	ER	HR	HB	BB	SO	WP	BK	AVG	SLG	OBP
2019	DSL Co-Op	0-10	13.93	15	8	0	0	0	31.2	52	60	49	4	8	38	12	16	1	.371	.571	.521

SCHNEEMAN, Daniel**INF**HEIGHT: 6-1
WEIGHT: 180BATS: R
THROWS: RBORN: January 23, 1997 in San Diego, CA
RESIDES: Herriman, UT
OBTAINED: 33rd Round Selection by Indians in June, 2018 DraftSIGNED BY: Ryan Perry
SCHOOL: Brigham Young

CAREER HIGHLIGHTS: 2019 - Was placed on the IL on July 22 with a left forearm strain and missed 11 days.

YEAR	CLUB	AVG	G	AB	R	H	2B	3B	HR	RBI	SH	SF	HBP	BB	SO	SB	CS	SLG	OBP	OPS	E
2018	AZL Indians	.206	41	136	29	28	8	1	3	14	1	2	0	22	37	2	0	.346	.313	.658	4
	Lake County	.000	2	7	1	0	0	0	0	0	0	0	0	4	0	0	0	.000	.000	.000	1
2019	Lake County	.287	70	230	26	66	10	2	2	30	0	2	5	25	50	6	4	.374	.366	.740	6
Minor Lge. Totals		.252	113	373	56	94	18	3	5	44	1	4	5	47	91	8	4	.357	.340	.697	11

SCOLAMIERO, Clark**OF**HEIGHT: 6-0
WEIGHT: 175BATS: L
THROWS: LBORN: January 24, 1996 in Augusta, GA
RESIDES: Simpsonville, SC
OBTAINED: 22nd Round Selection by Indians in June, 2017 DraftSIGNED BY: David Compton
SCHOOL: South Carolina

CAREER HIGHLIGHTS: 2019 - Was on the IL from June 14-July 29 with a left wrist injury.

YEAR	CLUB	AVG	G	AB	R	H	2B	3B	HR	RBI	SH	SF	HBP	BB	SO	SB	CS	SLG	OBP	OPS	E
2017	Mahoning Valley	.246	42	122	21	30	4	1	0	12	0	0	3	16	36	6	2	.295	.348	.643	0
2018	Mahoning Valley	.240	61	221	27	53	10	1	2	24	0	3	2	23	72	5	1	.321	.313	.635	5
2019	AZL Indians Blue	.154	8	26	5	4	1	0	1	3	0	0	0	6	8	1	0	.308	.313	.620	0
	AZL Indians Red	.000	1	2	0	0	0	0	0	0	0	0	0	3	1	0	0	.000	.600	.600	0
	Lake County	.257	31	109	27	28	4	1	4	8	0	0	2	13	29	8	0	.422	.347	.769	1
Minor Lge. Totals		.240	143	480	80	115	19	3	7	47	0	3	7	61	146	20	3	.335	.332	.668	6

SCOTT, Adam**LHP**HEIGHT: 6-4
WEIGHT: 220BATS: L
THROWS: LBORN: October 10, 1995 in Canandaigua, NY
RESIDES: Fort Mill, SC
OBTAINED: 4th Round Selection by Indians in June, 2018 DraftSIGNED BY: Mike Bradford
SCHOOL: Wofford

YEAR	CLUB	W-L	ERA	G	GS	CG	SHO	SV	IP	H	R	ER	HR	HB	BB	SO	WP	BK	AVG	SLG	OBP
2018	Lynchburg	0-0	0.00	2	0	0	0	0	4.0	3	0	0	0	1	4	4	1	0	.214	.214	.421
	AZL Indians	1-0	0.00	4	0	0	0	0	7.1	4	0	0	0	0	1	14	1	0	.148	.185	.179
	Lake County	0-1	2.45	5	0	0	0	0	11.0	10	3	3	1	0	1	15	0	0	.244	.463	.256
	Mahoning Valley	2-0	3.09	5	0	0	0	0	11.2	11	5	4	1	1	2	14	4	0	.244	.400	.292
2019	Lynchburg	3-7	3.45	12	12	0	0	0	57.1	58	35	22	4	5	20	74	5	0	.258	.391	.331
	Akron	4-6	3.94	14	14	0	0	0	75.1	70	36	33	9	6	21	74	1	1	.247	.406	.312
Minor Lge. Totals		10-14	3.35	42	26	0	0	0	166.2	156	79	62	15	13	49	195	12	1	.246	.391	.312

SMITH, Connor**INF**HEIGHT: 5-10
WEIGHT: 180BATS: R
THROWS: RBORN: April 22, 1997 in Midland, MI
RESIDES: Midland, MI
OBTAINED: 30th Round Selection by Indians in June, 2018 DraftSIGNED BY: Aaron Etchison
SCHOOL: Western Michigan

YEAR	CLUB	AVG	G	AB	R	H	2B	3B	HR	RBI	SH	SF	HBP	BB	SO	SB	CS	SLG	OBP	OPS	E
2018	AZL Indians	.292	27	89	14	26	5	1	1	17	0	2	3	11	18	3	0	.404	.381	.785	4
	Lake County	.000	4	14	0	0	0	0	0	0	0	0	1	8	0	1	0	.000	.067	.067	0
	Mahoning Valley	.212	19	66	8	14	2	0	2	10	0	0	1	4	14	0	0	.333	.268	.601	2
2019	Akron	.140	12	43	4	6	3	0	1	3	1	0	1	1	15	0	0	.279	.178	.457	2
	Lake County	.241	53	170	20	41	6	3	0	17	1	2	6	19	33	2	2	.312	.335	.647	7
	Lynchburg	.244	25	82	7	20	2	0	0	5	0	1	2	12	26	2	0	.268	.351	.619	3
Minor Lge. Totals		.231	140	464	53	107	18	4	4	52	2	5	13	48	114	7	3	.313	.317	.629	18

SÓSA, Christian

RHP

HEIGHT: 6-2
WEIGHT: 181

BATS: R
THROWS: R

BORN: January 2, 2001 in Moca, DR
RESIDES: Moca, DR
OBTAINED: Non-Drafted Free Agent (1/2/18)

YEAR	CLUB	W-L	ERA	G	GS	CG	SHO	SV	IP	H	R	ER	HR	HB	BB	SO	WP	BK	AVG	SLG	OBP
2019	DSL Indians	2-1	7.01	13	0	0	0	0	25.2	26	21	20	2	3	11	10	4	1	.255	.402	.342

SOTÉLDO, Victor

RHP

HEIGHT: 6-1
WEIGHT: 165

BATS: R
THROWS: R

BORN: August 27, 2001 in San Felipe, Venezuela
RESIDES: San Felipe, Venezuela
OBTAINED: Non-Drafted Free Agent (9/1/17)

SPEER, David

LHP

HEIGHT: 6-1
WEIGHT: 185

BATS: L
THROWS: L

BORN: August 14, 1992 in Norwalk, CT
RESIDES: Westport, CT
OBTAINED: 27th Round Selection by Indians in June, 2014 Draft

CAREER HIGHLIGHTS: 2019 - Had three separate IL stints due to left finger, left elbow and right ankle injuries... 2017 - Made 42 appearances (3 starts) between Akron and Columbus, tying for 5th in games pitched in the organization... 2015 - Owned Lake County's lowest ERA (1.73)... did not allow an earned run in 23 of his final 24 appearances for the Captains... 2014 - Recorded a team-leading 47 strikeouts against just 8 walks in 14 appearances.

YEAR	CLUB	W-L	ERA	G	GS	CG	SHO	SV	IP	H	R	ER	HR	HB	BB	SO	WP	BK	AVG	SLG	OBP
2014	Mahoning Valley	3-1	2.74	14	1	0	0	0	42.2	42	13	13	2	0	8	47	4	0	.261	.360	.292
2015	Lynchburg	1-0	0.00	5	0	0	0	0	5.1	5	0	0	0	0	2	5	0	0	.263	.316	.333
	Lake County	5-5	1.73	38	0	0	0	2	62.1	66	26	12	4	0	14	59	2	0	.276	.368	.315
2016	Columbus	1-0	10.80	2	0	0	0	0	5.0	9	6	6	0	0	2	3	1	0	.429	.476	.458
	Akron	0-0	10.13	2	0	0	0	0	2.2	6	3	3	0	0	1	4	0	0	.429	.571	.467
	Lynchburg	4-1	1.78	39	1	0	0	3	60.2	45	15	12	3	2	12	60	5	0	.201	.299	.246
2017	Columbus	1-0	0.00	4	1	0	0	0	6.1	6	0	0	0	0	4	2	1	0	.261	.261	.370
	Akron	2-3	5.60	38	2	0	0	5	53.0	69	38	33	2	18	47	3	0	0	.312	.407	.365
2018	Akron	4-3	3.48	46	1	0	0	1	62.0	64	32	24	1	1	13	49	0	0	.275	.343	.304
2019	Akron	3-3	1.81	32	4	0	0	2	54.2	42	15	11	4	0	17	44	0	0	.222	.328	.286
	Columbus	0-0	9.00	1	0	0	0	0	2.0	2	2	2	1	0	2	0	1	0	.222	.556	.364
Minor Lge. Totals		24-16	2.93	221	10	0	0	13	356.2	356	150	116	17	5	93	320	17	0	.263	.355	.309

TATI, Felix

RHP

HEIGHT: 6-2
WEIGHT: 190

BATS: R
THROWS: R

BORN: April 1, 1997 in Quisqueya, DR
RESIDES: Quisqueya, DR
OBTAINED: Non-Drafted Free Agent (10/1/13)

CAREER HIGHLIGHTS: 2019 - Was on the IL from May 8 - June 8 with a right shoulder strain... 2017 - Led the team with 59 strikeouts and worked at least 2.1 innings in all 10 of his relief appearances.

YEAR	CLUB	W-L	ERA	G	GS	CG	SHO	SV	IP	H	R	ER	HR	HB	BB	SO	WP	BK	AVG	SLG	OBP
2014	DSL Indians	1-1	3.54	8	3	0	0	1	20.1	19	11	8	2	3	6	16	3	0	.257	.419	.326
2015	DSL Indians	1-1	1.40	10	6	0	0	0	38.2	32	10	6	1	3	11	28	0	0	.230	.317	.297
2016	AZL Indians	5-2	6.04	12	10	0	0	0	53.2	67	37	*36	2	2	17	48	5	1	.300	.422	.355
	DSL Indians	1-1	3.95	3	3	0	0	0	13.2	13	10	6	1	1	3	13	1	0	.228	.351	.279
2017	Mahoning Valley	7-3	3.77	14	4	0	0	0	59.2	54	30	25	1	4	24	59	5	4	.241	.295	.323
2018	Lynchburg	2-2	4.66	6	6	0	0	0	29.0	28	17	15	2	3	15	21	0	0	.252	.360	.354
	Lake County	1-5	4.94	20	5	0	0	2	74.2	89	52	41	9	5	24	67	9	0	.292	.462	.348
2019	Lynchburg	3-1	4.64	32	0	0	0	0	52.1	52	31	27	6	3	19	60	4	0	.260	.400	.332
Minor Lge. Totals		21-16	4.32	105	37	0	0	3	342.0	354	198	164	24	24	119	312	27	5	.266	.387	.334

TAVERAS, Heylin

RHP

HEIGHT: 5-11
WEIGHT: 163

BATS: R
THROWS: R

BORN: August 3, 1999 in Payita, DR
RESIDES: Santo Domingo, DR
OBTAINED: Non-Drafted Free Agent (2/22/18)

YEAR	CLUB	W-L	ERA	G	GS	CG	SHO	SV	IP	H	R	ER	HR	HB	BB	SO	WP	BK	AVG	SLG	OBP
2018	DSL Co-Op	1-1	7.88	19	1	0	0	1	32.0	37	31	28	2	3	19	19	9	2	.301	.415	.393
2019	DSL Indians	2-2	7.78	14	0	0	0	1	19.2	31	21	17	0	7	12	12	3	0	.360	.430	.472
	AZL Indians Blue	0-0	9.00	1	0	0	0	0	1.0	2	1	1	0	0	0	1	0	0	.400	.600	.400
Minor Lge. Totals		3-3	7.86	34	1	0	0	2	52.2	70	53	46	2	10	31	32	12	2	.327	.425	.425

PLAYER DEVELOPMENT

TEANEY, Jonathan**RHP**

HEIGHT: 6-2

BATS: R

BORN: January 28, 1996 in Lancaster, CA

WEIGHT: 190

THROWS: R

RESIDES: Palmdale, CA

SIGNED BY: Mike Bradford

OBTAINED: 20th Round Selection by Indians in June, 2017 Draft

SCHOOL: San Diego

CAREER HIGHLIGHTS: 2019 - Was on the IL from May 8-June 8 with a right shoulder strain.

YEAR	CLUB	W-L	ERA	G	GS	CG	SHO	SV	IP	H	R	ER	HR	HB	BB	SO	WP	BK	AVG	SLG	OBP
2017	Mahoning Valley	2-1	2.08	22	0	0	0	5	30.1	18	9	7	3	5	13	51	5	0	.171	.314	.293
2018	Lake County	3-3	5.94	43	0	0	0	8	53.0	46	44	35	4	1	42	76	7	1	.223	.340	.356
2019	Lynchburg	3-2	2.77	*46	0	0	0	4	55.1	53	25	17	6	4	35	53	6	0	.259	.395	.374
Minor Lge. Totals		8-6	3.83	111	0	0	0	17	138.2	117	78	59	13	10	90	180	18	1	.227	.357	.351

TENA, Jose**INF**

HEIGHT: 5-10

BATS: L

BORN: March 20, 2001 in Azua, DR

WEIGHT: 160

THROWS: R

RESIDES: Sabana Grande de Palenque, DR

OBTAINED: Non-Drafted Free Agent (7/2/17)

CAREER HIGHLIGHTS: 2019 - Finished 5th in the Arizona Rookie League in hits (62), tied for 7th in triples (6) and 10th in batting average (.325)...2018 - Named Dominican Summer League Mid-Season All-Star.

YEAR	CLUB	AVG	G	AB	R	H	2B	3B	HR	RBI	SH	SF	HBP	BB	SO	SB	CS	SLG	OBP	OPS	E
2018	DSL Indians	.313	51	195	28	61	8	4	1	23	0	4	4	15	29	10	7	.410	.367	.777	8
2019	AZL Indians Red	.325	44	191	30	62	7	6	1	18	0	2	6	44	6	2	.440	.352	.792	12	
Minor Lge. Totals		.319	95	386	58	123	15	10	2	41	0	4	6	21	73	16	9	.425	.360	.785	20

TORRES, Lenny**RHP**

HEIGHT: 6-1

BATS: R

BORN: October 15, 2000 in Poughkeepsie, NY

WEIGHT: 190

THROWS: R

RESIDES: Beacon, NY

SIGNED BY: Mike Kanen

OBTAINED: 1st Round Selection (41st Overall) by Indians in June, 2018 Draft

SCHOOL: Beacon HS (NY)

CAREER HIGHLIGHTS: 2019 - Missed the entire season due to reconstructive right elbow surgery...2018 - Named No. 9 prospect in the Indians Farm System by *MLB Pipeline*.

YEAR	CLUB	W-L	ERA	G	GS	CG	SHO	SV	IP	H	R	ER	HR	HB	BB	SO	WP	BK	AVG	SLG	OBP
2018	AZL Indians	0-0	1.76	6	5	0	0	0	15.1	14	4	3	0	2	4	22	5	2	.246	.298	.317
2019		INJURED - DID NOT PITCH																			

TULLY, Tanner**LHP**

HEIGHT: 6-0

BATS: L

BORN: November 30, 1994 in Elkhart, IN

WEIGHT: 200

THROWS: L

RESIDES: Bristol, IN

SIGNED BY: Junie Melendez

OBTAINED: 26th Round Selection by Indians in June, 2016 Draft

SCHOOL: THE Ohio State University

CAREER HIGHLIGHTS: 2019 - Led Akron and finished 10th in the Eastern League in innings pitched (129.1)...2018 - Finished the year 2nd in the Carolina League in innings pitched...2016 - Named a NYPL Mid-Season All-Star.

YEAR	CLUB	W-L	ERA	G	GS	CG	SHO	SV	IP	H	R	ER	HR	HB	BB	SO	WP	BK	AVG	SLG	OBP
2016	Mahoning Valley	4-1	1.17	13	7	0	0	0	46.0	32	11	6	0	4	9	26	1	0	.192	.257	.249
2017	Columbus	1-0	3.86	1	1	0	0	0	7.0	8	3	3	0	0	1	3	0	0	.286	.429	.310
	Akron	1-1	4.32	3	3	0	0	0	16.2	25	12	8	2	0	5	4	2	0	.357	.514	.390
	Lynchburg	0-3	4.94	5	3	0	0	1	23.2	22	18	13	2	1	6	12	1	0	.250	.420	.296
	Lake County	4-6	3.16	16	8	1	0	1	77.0	73	37	27	10	5	10	76	5	0	.243	.407	.277
2018	Lynchburg	6-11	4.47	26	26	2	0	0	147.0	176	87	73	17	2	20	109	7	0	.297	.468	.319
2019	Akron	8-11	4.38	23	23	0	0	0	129.1	155	71	63	9	4	27	75	4	0	.298	.417	.333
	Columbus	1-1	4.91	3	3	0	0	0	14.2	15	8	8	2	0	2	14	2	0	.263	.421	.288
Minor Lge. Totals		25-34	3.92	90	74	3	0	2	461.1	506	247	201	42	16	80	319	22	0	.278	.421	.310

TURNER, Matt**LHP**

HEIGHT: 6-4

BATS: L

BORN: August 4, 1999 in Miami, FL

WEIGHT: 180

THROWS: L

RESIDES: Miami, FL

SIGNED BY: Juan Alvarez

OBTAINED: 11th Round Selection by Indians in June, 2017 Draft

SCHOOL: Miami Palmetto Sr. HS

CAREER HIGHLIGHTS: 2019 - Was named a *MiLB.com* Indians Organizational All-Star.

YEAR	CLUB	W-L	ERA	G	GS	CG	SHO	SV	IP	H	R	ER	HR	HB	BB	SO	WP	BK	AVG	SLG	OBP
2017	AZL Indians	1-2	6.75	10	3	0	0	2	24.0	36	23	18	1	2	8	22	5	1	.340	.491	.393
2018	AZL Indians	3-3	3.75	11	3	0	0	0	36.0	35	18	15	1	0	8	36	3	0	.250	.307	.289
2019	Lake County	2-1	2.74	9	9	0	0	0	42.2	43	17	13	3	1	14	29	3	1	.254	.408	.310
	Mahoning Valley	2-2	2.90	6	6	1	1	0	31.0	26	10	10	2	2	5	23	0	0	.222	.299	.264
Minor Lge. Totals		8-8	3.77	36	21	1	1	2	133.2	140	68	56	7	5	35	110	11	2	.263	.374	.311

VALDES, Yordys**INF**HEIGHT: 5-11
WEIGHT: 185BATS: L
THROWS: LBORN: November 13, 2000 in Queens, NY
RESIDES: San Pedro De Macoris, DR
OBTAINED: Non-Drafted Free Agent (7/2/17)

YEAR	CLUB	AVG	G	AB	R	H	2B	3B	HR	RBI	SH	SF	HBP	BB	SO	SB	CS	SLG	OBP	OPS	E
2019	AZL Indians Blue	.179	43	162	17	29	3	1	2	11	2	1	0	16	53	15	4	.247	.251	.498	8

VALDEZ, Luis**RHP**HEIGHT: 6-3
WEIGHT: 170BATS: R
THROWS: RBORN: October 14, 1996 in Santo Domingo, DR
RESIDES: San Francisco de Macoris, DR
OBTAINED: Non-Drafted Free Agent (6/12/15)**CAREER HIGHLIGHTS:** 2019 - Was placed on the IL on 8/23 with a right shoulder strain and missed the remainder of the season.

YEAR	CLUB	W-L	ERA	G	GS	CG	SHO	SV	IP	H	R	ER	HR	HB	BB	SO	WP	BK	AVG	SLG	OBP
2015	DSL Indians	0-0	2.70	3	0	0	0	0	3.1	4	2	1	0	0	4	0	0	0	.308	.385	.471
2016	DSL Indians	0-4	3.40	12	12	0	0	0	45.0	37	27	17	2	11	30	24	15	0	.228	.290	.382
2017	AZL Indians	0-7	7.24	13	6	0	0	0	51.0	63	50	41	2	12	36	35	9	4	.301	.407	.429
2018	Mahoning Valley	2-4	5.77	17	1	0	0	1	34.1	34	28	22	3	6	20	33	8	0	.254	.373	.370
2019	Mahoning Valley	2-1	3.94	9	0	0	0	0	16.0	12	7	7	0	3	9	20	6	0	.203	.254	.333
	Lake County	1-0	2.00	10	0	0	0	0	18.0	7	5	4	0	0	12	16	5	0	.117	.150	.260
Minor Lge. Totals		5-16	4.94	64	19	0	0	1	167.2	157	119	92	7	32	111	128	43	4	.246	.331	.381

VALERA, George**OF**HEIGHT: 5-11
WEIGHT: 185BATS: L
THROWS: LBORN: November 13, 2000 in Queens, NY
RESIDES: San Pedro De Macoris, DR
OBTAINED: Non-Drafted Free Agent (7/2/17)**CAREER HIGHLIGHTS:** 2019 - Named No.4 prospect in Indians Farm System by *MLB.com* and *Baseball America*...finished 7th in the New York-Penn League in home runs (8)...2018 - Named No.5 prospect in Indians Farm System by *Baseball America* and *MLB Pipeline*.

YEAR	CLUB	AVG	G	AB	R	H	2B	3B	HR	RBI	SH	SF	HBP	BB	SO	SB	CS	SLG	OBP	OPS	E
2018	AZL Indians	.333	6	18	4	6	1	0	1	6	0	1	0	3	3	1	1	.556	.409	.965	3
2019	Lake County	.087	6	23	1	2	0	1	0	3	0	0	1	2	9	0	2	.174	.192	.366	0
	Mahoning Valley	.236	46	157	22	37	7	1	8	29	0	1	1	29	52	6	2	.446	.356	.802	1
Minor Lge. Totals		.227	58	198	27	45	8	2	9	38	0	2	2	34	64	7	5	.424	.343	.767	4

VALLADARES, Randy**LHP**HEIGHT: 5-11
WEIGHT: 155BATS: L
THROWS: LBORN: July 6, 1994 in Caracas, VZ
RESIDES: Yaguaraparo, VZ
OBTAINED: Non-Drafted Free Agent (4/30/13)**CAREER HIGHLIGHTS:** 2019 - Was on the IL from April 4-June 1 with a left elbow strain and August 5-26 with a left shoulder strain...2018 - Named New York Penn League Mid-Season All-Star.

YEAR	CLUB	W-L	ERA	G	GS	CG	SHO	SV	IP	H	R	ER	HR	HB	BB	SO	WP	BK	AVG	SLG	OBP
2014	AZL Indians	1-2	3.70	14	0	0	0	3	24.1	16	14	10	0	1	14	19	3	1	.188	.259	.304
2015	AZL Indians	0-0	3.80	14	0	0	0	0	21.1	23	12	9	0	2	11	19	3	2	.274	.333	.367
2016	Mahoning Valley	2-3	6.39	21	0	0	0	1	25.1	39	20	18	0	7	11	30	1	0	.355	.418	.438
2017	Lake County	0-0	13.50	1	0	0	0	0	2.0	1	3	3	1	1	3	1	0	0	.143	.571	.455
	Mahoning Valley	3-2	2.70	19	0	0	0	2	30.0	28	11	9	1	3	20	26	3	4	.252	.324	.378
2018	Mahoning Valley	5-0	2.29	19	0	0	0	0	39.1	31	14	10	2	5	11	44	2	0	.212	.281	.290
2019	Lake County	0-0	0.73	7	0	0	0	1	12.1	7	3	1	1	3	4	13	2	0	.159	.273	.269
	Lynchburg	1-0	1.50	12	0	0	0	0	18.0	15	6	3	0	1	11	20	1	0	.242	.258	.365
	Columbus	0-0	0.00	1	0	0	0	0	1.2	0	0	0	0	1	1	2	0	0	.000	.000	.333
Minor Lge. Totals		12-7	3.25	108	0	0	0	7	174.1	160	83	63	5	24	86	174	15	7	.245	.314	.351

VARGAS, Adalberto**C**HEIGHT: 5-11
WEIGHT: 165BATS: R
THROWS: RBORN: September 28, 2001 in Santiago, DR
RESIDES: Santiago, DR
OBTAINED: Non-Drafted Free Agent (7/2/19)

YEAR	CLUB	AVG	G	AB	R	H	2B	3B	HR	RBI	SH	SF	HBP	BB	SO	SB	CS	SLG	OBP	OPS	E
2019	DSL Indians	.171	13	41	5	7	0	1	0	4	0	0	2	5	12	0	1	.220	.292	.511	4

VARGAS, Carlos**RHP**HEIGHT: 6-3
WEIGHT: 180BATS: R
THROWS: RBORN: October 13, 1999 in Moca, DR
RESIDES: Moca, DR
OBTAINED: Non-Drafted Free Agent (10/13/15)

CAREER HIGHLIGHTS: **2019** -Ranked among the New York-Penn League leaders in starts (T1st, 15), complete games (T1st, 1), innings pitched (3rd, 77.2), wins (3rd, 6) and strikeouts (T8th, 71)...**2018** -Ranked as the No. 11 prospect in the Arizona League by *Baseball America* following the 2018 season.

YEAR	CLUB	W-L	ERA	G	GS	CG	SHO	SV	IP	H	R	ER	HR	HB	BB	SO	WP	BK	AVG	SLG	OBP
2018	AZL Indians Red	1-2	3.93	10	9	0	0	0	34.1	33	18	15	2	0	24	41	7	0	.256	.388	.373
2019	Mahoning Valley	6-4	4.52	15	#15	#1	0	0	77.2	73	39	39	4	5	24	71	7	1	.250	.373	.316
Minor Lge. Totals		7-6	4.34	25	24	1	0	0	112.0	106	57	54	6	5	48	112	14	1	.252	.378	.334

VASQUEZ, Gregori**RHP**HEIGHT: 6-1
WEIGHT: 185BATS: R
THROWS: RBORN: September 8, 1997 in San Cristobal, DR
RESIDES: Hatillo, DR
OBTAINED: Non-Drafted Free Agent (9/15/14)

CAREER HIGHLIGHTS: **2019** - Was limited to 10 appearances due to a right shoulder strain...**2018** - Finished 2nd in the Midwest League in innings pitched (148.0) and 5th in WHIP among qualifying starters (1.24)...**2017** - Posted a 2.38 ERA in a team-high 75.2 innings, leading all qualified pitchers in the Indians organization...**2016** - Had 4th-lowest ERA in the Indians organization...tied for the team lead in wins (5).

YEAR	CLUB	W-L	ERA	G	GS	CG	SHO	SV	IP	H	R	ER	HR	HB	BB	SO	WP	BK	AVG	SLG	OBP
2015	DSL Indians	1-1	2.36	15	3	0	0	3	42.0	34	14	11	0	3	7	50	1	0	.218	.263	.263
2016	AZL Indians	5-2	3.18	12	8	0	0	0	56.2	54	27	20	3	3	17	44	4	0	.252	.388	.315
2017	Mahoning Valley	5-3	2.38	14	14	0	0	0	75.2	67	20	20	5	5	13	57	0	0	.238	.356	.283
2018	Lake County	6-7	4.07	28	23	0	0	1	148.0	144	76	67	17	5	40	94	5	3	.255	.434	.307
2019	AZL Indians Blue	0-0	0.00	1	0	0	0	0	1.0	0	0	0	0	0	2	1	0	0	.000	.000	.400
	AZL Indians Red	0-0	4.50	1	0	0	0	0	2.0	1	1	1	0	0	0	0	0	0	.167	.333	.143
	Mahoning Valley	1-1	4.11	8	4	0	0	1	30.2	24	16	14	4	0	7	27	1	0	.216	.396	.261
Minor Lge. Totals		18-14	3.36	79	52	0	0	5	356.0	324	154	133	29	16	86	273	11	3	.243	.386	.294

VASQUEZ, Samuel**RHP**HEIGHT: 6-3
WEIGHT: 170BATS: R
THROWS: RBORN: September 20, 1999 in Bonao, DR
RESIDES: Bonao, DR
OBTAINED: Non-Drafted Free Agent (1/20/18)

YEAR	CLUB	W-L	ERA	G	GS	CG	SHO	SV	IP	H	R	ER	HR	HB	BB	SO	WP	BK	AVG	SLG	OBP
2018	DSL Co-Op	2-4	5.88	12	12	0	0	0	41.1	51	34	27	1	3	21	34	8	2	.298	.398	.385
2019	AZL Indians Blue	2-3	4.21	11	5	0	0	1	36.1	24	19	17	2	3	21	30	4	0	.190	.286	.316
Minor Lge. Totals		4-7	5.10	23	17	0	0	1	77.2	75	53	44	3	6	42	64	12	2	.253	.350	.355

VASQUEZ, Wardquelin**RHP**HEIGHT: 6-3
WEIGHT: 194BATS: R
THROWS: RBORN: July 25, 2001 in Santo Domingo, DR
RESIDES: Santo Domingo, DR
OBTAINED: Non-Drafted Free Agent (2/12/18)

YEAR	CLUB	W-L	ERA	G	GS	CG	SHO	SV	IP	H	R	ER	HR	HB	BB	SO	WP	BK	AVG	SLG	OBP
2018	DSL Indians	0-2	3.29	4	4	0	0	0	13.2	16	17	5	0	2	9	11	6	0	.291	.345	.391
2019	AZL Indians Blue	1-1	10.43	10	4	0	0	0	14.2	22	20	17	4	3	24	18	6	0	.367	.617	.551
Minor Lge. Totals		1-3	6.99	14	8	0	0	0	28.1	38	37	22	4	5	33	29	12	0	.330	.487	.481

VERGARA, Jhon**RHP**HEIGHT: 6-3
WEIGHT: 170BATS: R
THROWS: RBORN: April 4, 2000 in Loricca, Colombia
RESIDES: Loricca, Colombia
OBTAINED: Non-Drafted Free Agent (12/22/17)

YEAR	CLUB	W-L	ERA	G	GS	CG	SHO	SV	IP	H	R	ER	HR	HB	BB	SO	WP	BK	AVG	SLG	OBP
2018	DSL Co-Op	3-5	4.09	12	11	0	0	0	55.0	56	35	25	0	6	17	26	4	0	.262	.336	.329
2019	DSL Indians	0-2	8.44	3	3	0	0	0	10.2	21	11	10	2	0	2	10	0	1	.412	.647	.434
	AZL Indians Blue	1-3	5.18	13	4	0	0	0	40.0	42	28	23	4	6	23	29	4	0	.280	.480	.382
Minor Lge. Totals		4-10	4.94	28	18	0	0	0	105.2	119	74	58	6	12	42	65	8	1	.287	.427	.361

VICENTE, Adauri

RHP

HEIGHT: 6-2 BATS: R BORN: December 18, 2000 in Las Yayas, DR
 WEIGHT: 188 THROWS: R RESIDES: Las Yayas, DR
 OBTAINED: Non-Drafted Free Agent (7/2/18)

YEAR	CLUB	W-L	ERA	G	GS	CG	SHO	SV	IP	H	R	ER	HR	HB	BB	SO	WP	BK	AVG	SLG	OBP
2018	DSL Indians	1-0	9.00	7	0	0	0	0	8.0	13	10	8	0	2	7	4	0	1	.333	.410	.458
2019	DSL Indians	1-0	10.80	13	0	0	0	0	16.2	22	22	20	0	1	21	6	13	0	.314	.500	.468
Minor Lge. Totals		2-0	10.22	20	0	0	0	0	24.2	35	32	28	0	3	28	10	13	1	.321	.468	.465

VILLALOBOS, Hugo

RHP

HEIGHT: 5-10 BATS: R BORN: July 27, 2001 in Panama City, Panama
 WEIGHT: 170 THROWS: R RESIDES: Panama City, Panama
 OBTAINED: Non-Drafted Free Agent (2/20/19)

YEAR	CLUB	W-L	ERA	G	GS	CG	SHO	SV	IP	H	R	ER	HR	HB	BB	SO	WP	BK	AVG	SLG	OBP
2019	DSL Indians	3-1	3.07	16	0	0	0	1	29.1	21	13	10	3	0	10	35	3	0	.196	.327	.263

VINICIO, Miguel

RHP

HEIGHT: 6-3 BATS: R BORN: September 1, 1999 in Santo Domingo Centro, DR
 WEIGHT: 170 THROWS: R RESIDES: Santo Domingo, DR
 OBTAINED: Non-Drafted Free Agent (8/12/17)

YEAR	CLUB	W-L	ERA	G	GS	CG	SHO	SV	IP	H	R	ER	HR	HB	BB	SO	WP	BK	AVG	SLG	OBP
2018	DSL Indians	0-4	3.86	10	4	0	0	1	30.1	27	18	13	1	2	15	26	5	3	.237	.360	.333
2019	AZL Indians Blue	3-2	4.42	10	6	0	0	1	36.2	38	21	18	4	0	18	32	7	0	.273	.424	.354
Minor Lge. Totals		3-6	4.16	20	10	0	0	2	67.0	65	39	31	5	2	33	58	12	3	.257	.395	.344

WADE, Austen

OF

HEIGHT: 6-1 BATS: L BORN: February 17, 1996 in Odessa, TX
 WEIGHT: 185 THROWS: L RESIDES: Midland, TX
 SIGNED BY: Blaze Lambert SCHOOL: Texas Christian
 OBTAINED: 5th Round Selection by Indians in June, 2017 Draft

2019 - Was placed on the IL with a hip strain on 5/10 and missed the remainder of the season (right hip labral repair surgery on 6/20/19).

YEAR	CLUB	AVG	G	AB	R	H	2B	3B	HR	RBI	SH	SF	HBP	BB	SO	SB	CS	SLG	OBP	OPS	E
2017	Mahoning Valley	.255	36	137	21	35	5	2	1	10	0	1	0	14	30	3	2	.343	.322	.665	1
2018	Lynchburg	.212	30	104	4	22	4	0	1	6	2	0	0	13	36	0	1	.279	.299	.578	0
	AZL Indians	.286	8	28	5	8	3	0	0	2	0	1	0	2	3	0	0	.393	.323	.715	0
	Lake County	.260	41	146	19	38	10	1	2	16	0	0	2	27	42	8	4	.384	.383	.766	2
2019	Lynchburg	.266	23	79	12	21	3	1	1	6	1	0	0	16	19	1	3	.367	.389	.757	0
Minor Lge. Totals		.251	138	494	61	124	25	4	5	40	3	2	2	72	130	12	10	.348	.347	.695	3

WAKAMATSU, Luke

INF

HEIGHT: 6-3 BATS: S BORN: October 10, 1996 in Phoenix, AZ
 WEIGHT: 185 THROWS: R RESIDES: Keller, TX
 SIGNED BY: Blaze Lambert SCHOOL: Keller HS (TX)
 OBTAINED: 20th Round Selection by Indians in June, 2015 Draft

CAREER HIGHLIGHTS: 2019 - Suffered a right index finger sprain and was on the IL from July 4-12...2018 - Landed on the DL June 11 with lumbar spondylolysis and missed the rest of the year...2016 - Appeared in 17 games with Mahoning Valley before injuring his right shoulder...underwent surgery on July 6 and missed the remainder of the season...2015 - Father, Don, is a former MLB player and manager and is now the bench coach for the Texas Rangers...rated 91st-best prospect in MLB.com top 200 entering the 2015 draft.

YEAR	CLUB	AVG	G	AB	R	H	2B	3B	HR	RBI	SH	SF	HBP	BB	SO	SB	CS	SLG	OBP	OPS	E
2015	AZL Indians	.267	27	105	8	28	5	3	1	12	1	1	1	11	40	4	2	.400	.339	.739	3
2016	Mahoning Valley	.232	17	69	4	16	5	0	0	9	0	0	2	6	12	1	1	.304	.312	.616	7
2017	Lake County	.239	100	377	49	90	17	3	12	53	1	5	4	32	100	8	5	.395	.301	.697	17
2018	Lynchburg	.197	55	193	30	38	9	1	1	16	1	1	1	29	65	1	3	.269	.304	.573	15
2019	Lynchburg	.150	98	314	31	47	16	2	6	26	5	0	0	28	123	7	0	.271	.219	.490	20
	Columbus	.000	1	3	0	0	0	0	0	0	0	0	0	0	1	0	0	.000	.000	.000	0
Minor Lge. Totals		.206	298	1061	122	219	52	9	20	116	8	7	8	106	341	21	11	.329	.281	.610	62

WALDRON, Matt

RHP

HEIGHT: 6-2 BATS: R BORN: September 26, 1996 in Omaha, NE
 WEIGHT: 185 THROWS: R RESIDES: Lincoln, NE
 SIGNED BY: Kyle Bamberger SCHOOL: University of Nebraska
 OBTAINED: 18th Round Selection by Indians in June, 2019 Draft

YEAR	CLUB	W-L	ERA	G	GS	CG	SHO	SV	IP	H	R	ER	HR	HB	BB	SO	WP	BK	AVG	SLG	OBP
2019	AZL Indians Blue	1-0	0.90	4	0	0	0	0	10.0	3	1	1	1	0	0	17	2	0	.088	.176	.088
	Mahoning Valley	3-0	3.53	10	1	0	0	1	35.2	29	15	14	2	1	4	40	0	0	.218	.368	.246
Minor Lge. Totals		4-0	2.96	14	1	0	0	1	45.2	32	16	15	3	1	4	57	2	0	.192	.329	.215

PLAYER DEVELOPMENT

WEATHERFORD, Zach**OF**

HEIGHT: 6-2 BATS: R BORN: September 27, 1995 in Engelwood, OH
 WEIGHT: 195 THROWS: R RESIDES: Dayton, OH
 SCHOOL: Wright State OBTAINED: Non-Drafted Free Agent (8/2/19)

YEAR	CLUB	AVG	G	AB	R	H	2B	3B	HR	RBI	SH	SF	HBP	BB	SO	SB	CS	SLG	OBP	OPS	E
2019	AZL Indians Blue	.129	10	31	4	4	1	0	0	4	0	1	0	3	8	1	1	.161	.200	.361	0

WILSON, Billy**OF**

HEIGHT: 5-11 BATS: L BORN: May 28, 1996 in Vancouver, CA
 WEIGHT: 185 THROWS: R RESIDES: Glendale, AZ
 SIGNED BY: Carlos Muniz OBTAINED: 28th Round Selection by Indians in June, 2018 Draft
 SCHOOL: Loyola Marymount

CAREER HIGHLIGHTS: **2019** - Landed on the IL on 8/23 with a right calf strain and missed the remainder of the season... **2018** - Led the AZL in runs scored (40) and finished 2nd in home runs (10).

YEAR	CLUB	AVG	G	AB	R	H	2B	3B	HR	RBI	SH	SF	HBP	BB	SO	SB	CS	SLG	OBP	OPS	E
2018	Mahoning Valley	.200	3	10	1	2	0	0	0	1	0	1	0	3	1	0	0	.200	.273	.473	0
	AZL Indians	.219	48	169	*40	37	7	3	10	24	3	1	10	22	62	14	4	.473	.342	.815	3
2019	Lake County	.135	17	52	7	7	2	0	1	4	1	1	2	8	28	2	1	.231	.270	.501	1
	Mahoning Valley	.198	24	81	11	16	5	2	1	8	0	0	3	10	40	4	1	.346	.309	.654	0
Minor Lge. Totals		.199	92	312	59	62	14	5	12	37	4	2	16	40	133	21	6	.391	.319	.710	4

YANNUZZI, Yeffersson**LHP**

HEIGHT: 6-2 BATS: L BORN: October 4, 1996 in Carabobo, Venezuela
 WEIGHT: 175 THROWS: L RESIDES: Carabobo, Venezuela
 OBTAINED: Non-Drafted Free Agent (9/11/15)

CAREER HIGHLIGHTS: **2018** - His 2.70 ERA between the AZL Indians and Mahoning Valley was best in Indians organization.

YEAR	CLUB	W-L	ERA	G	GS	CG	SHO	SV	IP	H	R	ER	HR	HB	BB	SO	WP	BK	AVG	SLG	OBP
2016	DSL Indians	0-4	3.31	13	5	0	0	0	35.1	31	15	13	0	1	26	30	8	1	.242	.344	.367
2017	DSL Indians	1-4	2.60	14	14	0	0	0	55.1	38	27	16	1	1	43	53	4	0	.202	.287	.353
2018	AZL Indians	3-0	2.21	8	6	0	0	0	36.2	31	11	9	3	2	15	42	2	1	.225	.326	.310
	Mahoning Valley	0-3	3.38	6	6	0	0	0	26.2	22	13	10	2	0	14	25	6	2	.220	.300	.316
2019	AZL Indians Blue	0-0	9.90	8	2	0	0	0	10.0	12	12	11	0	2	16	10	4	0	.343	.400	.556
Minor Lge. Totals		4-11	3.24	49	33	0	0	0	164.0	134	78	59	6	6	114	160	24	4	.228	.317	.356

YOUNG, Daniel**LHP**

HEIGHT: 6-3 BATS: L BORN: May 27, 1994 in Boynton Beach, FL
 WEIGHT: 200 THROWS: L RESIDES: Boca Raton, FL
 SCHOOL: University of Florida OBTAINED: Minor League Rule 5 Draft from TOR (12/12/19)

YEAR	CLUB	W-L	ERA	G	GS	CG	SHO	SV	IP	H	R	ER	HR	HB	BB	SO	WP	BK	AVG	SLG	OBP
2015	Vancouver	1-1	6.33	15	1	0	0	0	27.0	43	19	19	3	0	12	8	3	0	.394	.569	.440
2016	Lansing	2-1	2.70	21	0	0	0	0	23.1	25	11	7	2	2	10	18	2	0	.272	.391	.356
2017	Dunedin	2-0	2.08	26	0	0	0	4	30.1	22	7	7	1	4	9	27	2	0	.200	.273	.285
	New Hampshire	2-1	3.86	21	0	0	0	0	32.2	30	15	14	2	2	14	23	4	0	.236	.331	.319
2018	New Hampshire	2-0	4.13	40	0	0	0	2	56.2	63	32	26	3	4	19	48	2	0	.283	.390	.348
2019	New Hampshire	1-1	1.79	29	0	0	0	3	40.1	29	10	8	2	6	20	32	4	1	.204	.324	.325
	Buffalo	0-1	7.27	9	0	0	0	0	8.2	12	7	7	1	0	6	10	2	0	.316	.500	.409
Minor Lge. Totals		10-5	3.62	161	1	0	0	9	219.0	224	101	88	14	18	90	166	19	1	.266	.383	.347

ZAPATA, Juan**RHP**

HEIGHT: 6-1 BATS: R BORN: November 19, 1998 in Bani, DR
 WEIGHT: 198 THROWS: R RESIDES: Gurabo, DR
 OBTAINED: Non-Drafted Free Agent (1/22/18)

YEAR	CLUB	W-L	ERA	G	GS	CG	SHO	SV	IP	H	R	ER	HR	HB	BB	SO	WP	BK	AVG	SLG	OBP
2018	DSL Indians	1-4	6.10	14	2	0	0	1	31.0	34	26	21	3	0	11	27	4	0	.270	.429	.319
	DSL Co-Op	0-0	0.00	3	0	0	0	0	3.1	8	0	0	0	0	1	2	1	0	.500	.688	.529
2019	AZL Indians Blue	1-6	4.93	12	10	0	0	0	49.1	70	32	27	1	3	13	39	8	0	.348	.423	.389
Minor Lge. Totals		2-10	5.16	29	12	0	0	1	83.2	112	58	48	4	3	25	68	13	0	.327	.437	.369

2020 MINOR LEAGUE SCHEDULE

MAHONING VALLEY

LAKE COUNTY

LYNCHBURG

AKRON

COLUMBUS

CLEVELAND

DATE

DAY

26-Mar

Thu

DETROIT (1:10)

27-Mar

Fri

OFF DAY

28-Mar

Sat

DETROIT (1:10)

29-Mar

Sun

DETROIT (1:10)

30-Mar

Mon

CHICAGO AL (6:10)

31-Mar

Tue

CHICAGO AL (6:10)

1-Apr

Wed

CHICAGO AL (1:10)

2-Apr

Thu

@ Detroit (1:10)

3-Apr

Fri

@ Detroit (1:10)

4-Apr

Sat

@ Detroit (1:10)

5-Apr

Sun

@ Detroit (1:10)

6-Apr

Mon

@ Minnesota (2:10)

7-Apr

Tue

@ Minnesota (1:10)

8-Apr

Wed

@ Minnesota (1:10)

9-Apr

Thu

TAMPA BAY (6:10)

10-Apr

Fri

TAMPA BAY (7:10)

11-Apr

Sat

TAMPA BAY (6:10)

12-Apr

Sun

TAMPA BAY (1:10)

13-Apr

Mon

OFF DAY

14-Apr

Tue

DETROIT (6:10)

15-Apr

Wed

DETROIT (6:10)

16-Apr

Thu

DETROIT (1:10)

17-Apr

Fri

@ Boston (7:10)

18-Apr

Sat

@ Boston (4:05)

19-Apr

Sun

@ Boston (1:05)

20-Apr

Mon

@ Boston (11:05)

21-Apr

Tue

OAKLAND (6:10)

22-Apr

Wed

OAKLAND (6:10)

23-Apr

Thu

OAKLAND (1:10)

24-Apr

Fri

@ New York AL (7:10)

25-Apr

Sat

@ New York AL (1:05)

26-Apr

Sun

@ New York AL (1:05)

27-Apr

Mon

@ Tampa Bay (7:10)

ROCHESTER (6:35)

ALTOONA (6:00)

ALTOONA (6:35)

ALTOONA (6:35)

ALTOONA (6:35)

ALTOONA (6:35)

ALTOONA (6:35)

ALTOONA (6:35)

ALTOONA (6:35)

ALTOONA (6:35)

ALTOONA (6:35)

ALTOONA (6:35)

ALTOONA (6:35)

ALTOONA (6:35)

ALTOONA (6:35)

ALTOONA (6:35)

ALTOONA (6:35)

ALTOONA (6:35)

ALTOONA (6:35)

ALTOONA (6:35)

ALTOONA (6:35)

ALTOONA (6:35)

ALTOONA (6:35)

ALTOONA (6:35)

ALTOONA (6:35)

ALTOONA (6:35)

ALTOONA (6:35)

ALTOONA (6:35)

ALTOONA (6:35)

ALTOONA (6:35)

ALTOONA (6:35)

ALTOONA (6:35)

ALTOONA (6:35)

ALTOONA (6:35)

ALTOONA (6:35)

ALTOONA (6:35)

ALTOONA (6:35)

ALTOONA (6:35)

ALTOONA (6:35)

ALTOONA (6:35)

ALTOONA (6:35)

ALTOONA (6:35)

ALTOONA (6:35)

ALTOONA (6:35)

ALTOONA (6:35)

ALTOONA (6:35)

ALTOONA (6:35)

ALTOONA (6:35)

ALTOONA (6:35)

ALTOONA (6:35)

ALTOONA (6:35)

ALTOONA (6:35)

ALTOONA (6:35)

ALTOONA (6:35)

ALTOONA (6:35)

ALTOONA (6:35)

ALTOONA (6:35)

ALTOONA (6:35)

ALTOONA (6:35)

ALTOONA (6:35)

ALTOONA (6:35)

ALTOONA (6:35)

ALTOONA (6:35)

ALTOONA (6:35)

ALTOONA (6:35)

ALTOONA (6:35)

ALTOONA (6:35)

ALTOONA (6:35)

ALTOONA (6:35)

ALTOONA (6:35)

ALTOONA (6:35)

ALTOONA (6:35)

ALTOONA (6:35)

ALTOONA (6:35)

ALTOONA (6:35)

ALTOONA (6:35)

ALTOONA (6:35)

ALTOONA (6:35)

ALTOONA (6:35)

ALTOONA (6:35)

ALTOONA (6:35)

ALTOONA (6:35)

ALTOONA (6:35)

ALTOONA (6:35)

ALTOONA (6:35)

ALTOONA (6:35)

ALTOONA (6:35)

ALTOONA (6:35)

ALTOONA (6:35)

ALTOONA (6:35)

ALTOONA (6:35)

ALTOONA (6:35)

ALTOONA (6:35)

ALTOONA (6:35)

ALTOONA (6:35)

ALTOONA (6:35)

ALTOONA (6:35)

ALTOONA (6:35)

ALTOONA (6:35)

ALTOONA (6:35)

ALTOONA (6:35)

ALTOONA (6:35)

ALTOONA (6:35)

ALTOONA (6:35)

ALTOONA (6:35)

ALTOONA (6:35)

ALTOONA (6:35)

ALTOONA (6:35)

ALTOONA (6:35)

ALTOONA (6:35)

ALTOONA (6:35)

ALTOONA (6:35)

ALTOONA (6:35)

ALTOONA (6:35)

ALTOONA (6:35)

ALTOONA (6:35)

ALTOONA (6:35)

ALTOONA (6:35)

ALTOONA (6:35)

ALTOONA (6:35)

ALTOONA (6:35)

ALTOONA (6:35)

ALTOONA (6:35)

ALTOONA (6:35)

ALTOONA (6:35)

ALTOONA (6:35)

ALTOONA (6:35)

ALTOONA (6:35)

ALTOONA (6:35)

ALTOONA (6:35)

ALTOONA (6:35)

ALTOONA (6:35)

ALTOONA (6:35)

ALTOONA (6:35)

ALTOONA (6:35)

ALTOONA (6:35)

ALTOONA (6:35)

ALTOONA (6:35)

ALTOONA (6:35)

ALTOONA (6:35)

ALTOONA (6:35)

ALTOONA (6:35)

ALTOONA (6:35)

ALTOONA (6:35)

ALTOONA (6:35)

ALTOONA (6:35)

ALTOONA (6:35)

ALTOONA (6:35)

ALTOONA (6:35)

ALTOONA (6:35)

ALTOONA (6:35)

ALTOONA (6:35)

ALTOONA (6:35)

ALTOONA (6:35)

ALTOONA (6:35)

ALTOONA (6:35)

ALTOONA (6:35)

ALTOONA (6:35)

ALTOONA (6:35)

ALTOONA (6:35)

ALTOONA (6:35)

ALTOONA (6:35)

ALTOONA (6:35)

ALTOONA (6:35)

ALTOONA (6:35)

ALTOONA (6:35)

ALTOONA (6:35)

ALTOONA (6:35)

2020 MINOR LEAGUE SCHEDULE

DATE	DAY	CLEVELAND	COLUMBUS	AKRON	LYNCHBURG	LAKE COUNTY	MAHONING VALLEY
28-Apr	Tue	@ Tampa Bay (7:10)	ROCHESTER (6:35)	@ Altoona (6:00)	WILMINGTON (7:00)	WISCONSIN (6:30)	
29-Apr	Wed	@ Tampa Bay (1:10)	ROCHESTER (6:35)	@ Altoona (10:30)	WILMINGTON (7:00)	WISCONSIN (6:30)	
30-Apr	Thu	OFF DAY	ROCHESTER (11:05)	OFF DAY	WILMINGTON (7:00)	WISCONSIN (11:00)	
1-May	Fri	SAN FRANCISCO (7:10)	SCRANTON/WB (7:15)	BOWIE (7:05)	DOWN EAST (7:00)	BELOTT (6:30)	
2-May	Sat	SAN FRANCISCO (6:10)	SCRANTON/WB (7:15)	BOWIE (7:05)	DOWN EAST (4:34)	BELOTT (6:30)	
3-May	Sun	SAN FRANCISCO (1:10)	SCRANTON/WB (2:05)	BOWIE (2:05)	DOWN EAST (2:00)	BELOTT (1:30)	
4-May	Mon	TEXAS (6:10)	OFF DAY	TRENTON (6:35)	@ Frederick (6:30)	@ Kane County (7:30)	
5-May	Tue	TEXAS (6:10)	@ Rochester (7:05)	TRENTON (6:35)	@ Frederick (6:30)	@ Kane County (1:00)	
6-May	Wed	TEXAS (6:10)	@ Rochester (7:05)	TRENTON (10:35)	@ Frederick (6:30)	@ Kane County (12:00)	
7-May	Thu	TEXAS (1:10)	@ Rochester (11:05)	@ Bowie (6:35)	@ Frederick (11:00)	@ Quad Cities (7:35)	
8-May	Fri	@ Detroit (7:10)	@ Scranton/WB (6:35)	@ Bowie (7:05)	SALEM (7:00)	@ Quad Cities (7:35)	
9-May	Sat	@ Detroit (4:10)	@ Scranton/WB (4:05)	@ Bowie (6:35)	SALEM (4:34)	@ Quad Cities (7:35)	
10-May	Sun	@ Detroit (1:10)	@ Scranton/WB (1:05)	@ Bowie (1:35)	SALEM (2:00)	OFF DAY	
11-May	Mon	@ Baltimore (6:35)	INDIANAPOLIS (6:35)	@ Erie (6:05)	OFF DAY	DAYTON (6:30)	
12-May	Tue	@ Baltimore (6:35)	INDIANAPOLIS (6:35)	@ Erie (10:35)	@ Winston-Salem (TBD)	DAYTON (6:30)	
13-May	Wed	@ Baltimore (12:35)	INDIANAPOLIS (6:35)	@ Erie (10:35)	@ Winston-Salem (TBD)	DAYTON (11:00)	
14-May	Thu	OFF DAY	INDIANAPOLIS (11:05)	BOWIE (6:35)	@ Winston-Salem (TBD)	BOWLING GREEN (6:30)	
15-May	Fri	MINNESOTA (7:10)	TOLEDO (7:15)	BOWIE (7:05)	@ Myrtle Beach (TBD)	BOWLING GREEN (6:30)	
16-May	Sat	MINNESOTA (6:10)	TOLEDO (7:15)	BOWIE (7:05)	@ Myrtle Beach (TBD)	BOWLING GREEN (6:30)	
17-May	Sun	MINNESOTA (1:10)	TOLEDO (2:05)	BOWIE (2:05)	@ Myrtle Beach (TBD)	@ Dayton (4:00)	
18-May	Mon	OFF DAY	OFF DAY	OFF DAY	WINSTON-SALEM (7:00)	@ Dayton (7:00)	
19-May	Tue	CINCINNATI (6:10)	@ Durham (7:05)	@ Altoona (6:00)	WINSTON-SALEM (7:00)	@ Dayton (7:00)	
20-May	Wed	CINCINNATI (1:10)	@ Durham (7:05)	@ Altoona (6:00)	WINSTON-SALEM (7:00)	@ Bowling Green (7:35)	
21-May	Thu	OFF DAY	@ Durham (7:05)	@ Altoona (10:30)	@ Fredericksburg	@ Bowling Green (7:35)	
22-May	Fri	@ Los Angeles NL (10:10)	@ Gwinnett (7:05)	RICHMOND (7:05)	@ Fredericksburg	@ Bowling Green (7:35)	
23-May	Sat	@ Los Angeles NL (7:15)	@ Gwinnett (6:05)	RICHMOND (7:05)	@ Fredericksburg	FORT WAYNE (6:30)	
24-May	Sun	@ Los Angeles NL (4:10)	@ Gwinnett (1:05)	RICHMOND (6:35)	@ Fredericksburg	FORT WAYNE (1:30)	
25-May	Mon	@ Los Angeles AL (8:08)	@ Gwinnett (12:05)	RICHMOND (1:05)	WILMINGTON (7:00)	FORT WAYNE (1:00)	
26-May	Tue	@ Los Angeles AL (10:07)	LOUISVILLE (6:35)	ERIE (6:35)	WILMINGTON (7:00)	@ Lansing (6:05)	
27-May	Wed	@ Los Angeles AL (4:07)	LOUISVILLE (6:35)	ERIE (10:35)	WILMINGTON (7:00)	@ Lansing (10:35)	
28-May	Thu	OFF DAY	LOUISVILLE (6:35)	ERIE (10:35)	WILMINGTON (7:00)	@ Lansing (6:05)	

2020 MINOR LEAGUE SCHEDULE

DATE	DAY	CLEVELAND	COLUMBUS	AKRON	LYNCHBURG	LAKE COUNTY	MAHONING VALLEY
29-May	Fri	KANSAS CITY (7:10)	TOLEDO (7:15)	@ Reading (7:10)	@ Fredericksburg	@ South Bend (7:05)	
30-May	Sat	KANSAS CITY (4:10)	TOLEDO (7:15)	@ Reading (6:45)	@ Fredericksburg	@ South Bend (7:05)	
31-May	Sun	KANSAS CITY (1:10)	TOLEDO (2:05)	@ Reading (2:15)	@ Fredericksburg	@ South Bend (2:05)	
1-Jun	Mon	BOSTON (7:10)	OFF DAY	BINGHAMTON (6:35)	OFF DAY	OFF DAY	
2-Jun	Tue	BOSTON (7:10)	@ Leigh Valley (7:05)	BINGHAMTON (6:35)	FAYETTEVILLE (7:00)	GREAT LAKES (7:00)	
3-Jun	Wed	BOSTON (1:10)	@ Leigh Valley (7:05)	BINGHAMTON (6:35)	FAYETTEVILLE (7:00)	GREAT LAKES (7:00)	
4-Jun	Thu	OFF DAY	@ Leigh Valley (7:05)	BINGHAMTON (6:35)	FAYETTEVILLE (7:00)	GREAT LAKES (7:00)	
5-Jun	Fri	@ Kansas City (8:05)	@ Syracuse (6:35)	HARRISBURG (7:05)	@ Wilmington (7:05)	BOWLING GREEN (7:00)	
6-Jun	Sat	@ Kansas City (2:05)	@ Syracuse (6:35)	HARRISBURG (7:05)	@ Wilmington (6:05)	BOWLING GREEN (7:00)	
7-Jun	Sun	@ Kansas City (2:05)	@ Syracuse (1:05)	HARRISBURG (2:05)	@ Wilmington (1:35)	BOWLING GREEN (1:30)	
8-Jun	Mon	OFF DAY	OFF DAY	OFF DAY	OFF DAY	@ Fort Wayne (7:05)	
9-Jun	Tue	@ Chicago AL (8:10)	CHARLOTTE (7:05)	@ Hartford (7:10)	FREDERICK (7:00)	@ Fort Wayne (7:05)	
10-Jun	Wed	@ Chicago AL (8:10)	CHARLOTTE (7:05)	@ Hartford (7:10)	FREDERICK (7:00)	@ Fort Wayne (7:05)	
11-Jun	Thu	@ Chicago AL (2:10)	CHARLOTTE (7:05)	@ Hartford (7:10)	FREDERICK (7:00)	@ Great Lakes (7:05)	
12-Jun	Fri	@ Texas (8:05)	SYRACUSE (7:15)	@ Trenton (7:00)	MYRTLE BEACH (7:00)	@ Great Lakes (7:05)	
13-Jun	Sat	@ Texas (4:05)	SYRACUSE (7:15)	@ Trenton (7:00)	MYRTLE BEACH (6:00)	@ Great Lakes (7:05)	
14-Jun	Sun	@ Texas (2:35)	SYRACUSE (2:05)	@ Trenton (1:00)	MYRTLE BEACH (2:00)	@ Great Lakes (2:05)	
15-Jun	Mon	BALTIMORE (7:10)	@ Indianapolis (7:05)	NEW HAMPSHIRE (6:35)	@ Wilmington (6:35)	LANSING (7:00)	
16-Jun	Tue	BALTIMORE (7:10)	@ Indianapolis (7:05)	NEW HAMPSHIRE (6:35)	@ Wilmington (6:35)	LANSING (7:00)	
17-Jun	Wed	BALTIMORE (7:10)	@ Indianapolis (3:35)	NEW HAMPSHIRE (12:05)	@ Wilmington (6:35)	LANSING (12:00)	
18-Jun	Thu	BALTIMORE (7:10)	@ Toledo (7:05)	OFF DAY	FREDERICK (7:00)	WEST MICHIGAN (7:00)	@ West Virginia (7:05)
19-Jun	Fri	CHICAGO AL (4:10)	@ Toledo (7:05)	@ Erie (7:05)	FREDERICK (7:00)	WEST MICHIGAN (7:00)	@ West Virginia (7:05)
20-Jun	Sat	CHICAGO AL (4:10)	@ Toledo (7:05)	@ Erie (7:05)	FREDERICK (6:00)	WEST MICHIGAN (7:00)	@ West Virginia (7:05)
21-Jun	Sun	CHICAGO AL (1:10)	@ Toledo (4:05)	@ Erie (1:35)	FREDERICK (2:00)	WEST MICHIGAN (1:30)	@ Batavia (4:05)
22-Jun	Mon	OFF DAY	OFF DAY	@ Erie (7:05)	OFF DAY	ALL-STAR BREAK	@ Batavia (7:05)
23-Jun	Tue	@ San Diego (10:10)	DURHAM (7:05)	@ Binghamton (6:35)	ALL-STAR BREAK	ALL-STAR BREAK	@ Batavia (7:05)
24-Jun	Wed	@ San Diego (3:40)	DURHAM (7:05)	@ Binghamton (6:35)	ALL-STAR BREAK	ALL-STAR BREAK	AUBURN (7:05)
25-Jun	Thu	OFF DAY	DURHAM (12:05)	@ Binghamton (6:35)	@ Carolina (7:00)	@ Lansing (7:05)	AUBURN (7:05)
26-Jun	Fri	@ Kansas City (8:05)	WINNETT (7:15)	@ Binghamton (7:05)	@ Carolina (7:00)	@ Lansing (7:05)	AUBURN (7:05)
27-Jun	Sat	@ Kansas City (2:05)	WINNETT (7:15)	ALTOONA (7:05)	@ Carolina (6:00)	@ Lansing (7:05)	@ Aberdeen (7:05)
28-Jun	Sun	@ Kansas City (2:05)	WINNETT (2:05)	ALTOONA (2:05)	@ Carolina (2:00)	@ Lansing (1:05)	@ Aberdeen (4:05)

PLAYER DEVELOPMENT

2020 MINOR LEAGUE SCHEDULE

DATE	DAY	CLEVELAND	COLUMBUS	AKRON	LYNCHBURG	LAKE COUNTY	MAHONING VALLEY
29-Jun	Mon	HOUSTON (7:10)	@ Louisville (7:00)	ALTOONA (6:35)	OFF DAY	GREAT LAKES (7:00)	@ Aberdeen (7:05)
30-Jun	Tue	HOUSTON (7:10)	@ Louisville (7:00)	BINGHAMTON (6:35)	@ Frederick (7:00)	GREAT LAKES (7:00)	OFF DAY
1-Jul	Wed	HOUSTON (7:10)	@ Louisville (7:00)	BINGHAMTON (6:35)	@ Frederick (7:00)	GREAT LAKES (7:00)	VERMONT (7:05)
2-Jul	Thu	HOUSTON (1:10)	@ Toledo (7:05)	BINGHAMTON (6:35)	@ Frederick (7:00)	FORT WAYNE (7:00)	VERMONT (7:05)
3-Jul	Fri	MINNESOTA (7:10)	@ Toledo (7:05)	BINGHAMTON (7:05)	@ Frederick (7:00)	FORT WAYNE (7:00)	VERMONT (7:05)
4-Jul	Sat	MINNESOTA (7:15)	TOLEDO (7:15)	@ Bowie (6:35)	WILMINGTON (6:00)	@ Fort Wayne (6:05)	@ Auburn (7:05)
5-Jul	Sun	MINNESOTA (1:10)	TOLEDO (2:15)	@ Bowie (6:35)	WILMINGTON (5:00)	@ Fort Wayne (1:05)	@ Auburn (4:05)
6-Jul	Mon	OFF DAY	TOLEDO (7:05)	@ Bowie (7:05)	WILMINGTON (1:00)	OFF DAY	@ Auburn (7:05)
7-Jul	Tue	@ Cincinnati (7:10)	WINNETT (7:05)	ALTOONA (6:35)	@ Myrtle Beach (TBD)	@ Bowling Green (7:35)	BATAVIA (7:05)
8-Jul	Wed	@ Cincinnati (7:10)	WINNETT (7:05)	ALTOONA (6:35)	@ Myrtle Beach (TBD)	@ Bowling Green (7:35)	BATAVIA (7:05)
9-Jul	Thu	KANSAS CITY (7:10)	WINNETT (7:05)	ALTOONA (7:05)	@ Myrtle Beach (TBD)	@ Bowling Green (7:35)	BATAVIA (7:05)
10-Jul	Fri	KANSAS CITY (7:10)	@ Louisville (7:00)	@ Erie (7:05)	CAROLINA (7:00)	@ Dayton (7:00)	@ State College (7:05)
11-Jul	Sat	KANSAS CITY (6:10)	@ Louisville (7:00)	KANSAS CITY (6:00)	CAROLINA (6:00)	@ Dayton (7:00)	@ State College (7:05)
12-Jul	Sun	KANSAS CITY (1:10)	@ Louisville (1:00)	@ Erie (1:35)	CAROLINA (5:00)	@ Dayton (2:00)	@ State College (4:05)
13-Jul	Mon	ALL-STAR BREAK	ALL-STAR BREAK	ALL-STAR BREAK	CAROLINA (1:00)	@ Dayton (7:00)	AUBURN (7:05)
14-Jul	Tue	ALL-STAR BREAK	ALL-STAR BREAK	ALL-STAR BREAK	OFF DAY	OFF DAY	AUBURN (7:05)
15-Jul	Wed	ALL-STAR BREAK	ALL-STAR BREAK	ALL-STAR BREAK	WILMINGTON (7:00)	BURLINGTON (7:00)	AUBURN (7:05)
16-Jul	Thu	ALL-STAR BREAK	@ Indianapolis (7:05)	ERIE (6:35)	WILMINGTON (7:00)	BURLINGTON (11:00)	AUBURN (7:05)
17-Jul	Fri	@ Toronto (7:07)	@ Indianapolis (7:15)	ERIE (7:05)	WILMINGTON (7:00)	BURLINGTON (7:00)	NORWICH (7:05)
18-Jul	Sat	@ Toronto (3:07)	@ Indianapolis (7:05)	ERIE (7:05)	FREDERICKSBURG (6:00)	CLINTON (7:00)	NORWICH (7:05)
19-Jul	Sun	@ Toronto (1:07)	@ Indianapolis (1:00)	ERIE (2:35)	FREDERICKSBURG (5:00)	CLINTON (1:30)	NORWICH (4:05)
20-Jul	Mon	OFF DAY	BUFFALO (7:05)	@ Richmond (6:35)	FREDERICKSBURG (1:00)	OFF DAY	OFF DAY
21-Jul	Tue	@ Detroit (7:10)	BUFFALO (7:05)	@ Richmond (6:35)	@ Fayetteville (7:00)	@ Peoria (7:35)	@ Tri-City (7:05)
22-Jul	Wed	@ Detroit (7:10)	BUFFALO (7:05)	@ Richmond (12:05)	@ Fayetteville (7:00)	@ Peoria (7:35)	@ Tri-City (7:05)
23-Jul	Thu	@ Detroit (1:10)	BUFFALO (12:05)	@ Altoona (6:30)	@ Fayetteville (7:00)	@ Peoria (7:35)	@ Tri-City (7:05)
24-Jul	Fri	@ Houston (8:10)	LEHIGH VALLEY (7:15)	@ Altoona (7:00)	@ Winston-Salem (TBD)	@ Cedar Rapids (7:35)	@ Tri-City (7:05)
25-Jul	Sat	@ Houston (7:10)	LEHIGH VALLEY (7:15)	@ Altoona (6:00)	@ Winston-Salem (TBD)	@ Cedar Rapids (7:35)	STATE COLLEGE (7:05)
26-Jul	Sun	@ Houston (2:10)	LEHIGH VALLEY (4:05)	@ Altoona (6:00)	@ Winston-Salem (TBD)	@ Cedar Rapids (3:05)	STATE COLLEGE (4:05)
27-Jul	Mon	OFF DAY	OFF DAY	RICHMOND (6:35)	OFF DAY	OFF DAY	STATE COLLEGE (7:05)
28-Jul	Tue	KANSAS CITY (7:10)	@ Norfolk (7:05)	RICHMOND (6:35)	@ Carolina (7:00)	WEST MICHIGAN (7:00)	@ Brooklyn (7:05)

2020 MINOR LEAGUE SCHEDULE

DATE	DAY	CLEVELAND	COLUMBUS	AKRON	LYNCHBURG	LAKE COUNTY	MAHONING VALLEY
29-Jul	Wed	KANSAS CITY (7:10)	@ Norfolk (7:05)	RICHMOND (12:05)	@ Carolina (10:30)	WEST MICHIGAN (11:00)	@ Brooklyn (7:05)
30-Jul	Thu	CHICAGO AL (7:10)	@ Norfolk (7:05)	TRENTON (6:35)	@ Carolina (7:00)	WEST MICHIGAN (7:00)	@ Brooklyn (7:05)
31-Jul	Fri	CHICAGO AL (7:10)	@ Charlotte (7:04)	TRENTON (7:05)	FREDERICKSBURG (7:00)	FORT WAYNE (7:00)	@ Staten Island (7:00)
1-Aug	Sat	CHICAGO AL (7:10)	@ Charlotte (7:04)	TRENTON (7:05)	FREDERICKSBURG (6:00)	FORT WAYNE (7:00)	@ Staten Island (7:00)
2-Aug	Sun	CHICAGO AL (1:10)	@ Charlotte (5:05)	TRENTON (2:05)	FREDERICKSBURG (5:00)	FORT WAYNE (6:00)	@ Staten Island (1:00)
3-Aug	Mon	@ Minnesota (8:10)	LOUISVILLE (7:05)	OFF DAY	SALEM (1:00)	OFF DAY	OFF DAY
4-Aug	Tue	@ Minnesota (8:10)	LOUISVILLE (7:05)	@ Portland (7:00)	SALEM (7:00)	@ South Bend (7:05)	ABERDEEN (7:05)
5-Aug	Wed	@ Minnesota (1:10)	LOUISVILLE (7:05)	@ Portland (7:00)	SALEM (7:00)	@ South Bend (7:05)	ABERDEEN (7:05)
6-Aug	Thu	OFF DAY	LOUISVILLE (7:05)	@ Portland (12:00)	@ Fredericksburg (TBD)	@ South Bend (7:05)	ABERDEEN (7:05)
7-Aug	Fri	@ Chicago AL (8:10)	INDIANAPOLIS (7:15)	@ New Hampshire (7:05)	@ Fredericksburg (TBD)	@ Bowling Green (7:35)	ABERDEEN (7:05)
8-Aug	Sat	@ Chicago AL (7:10)	INDIANAPOLIS (7:15)	@ New Hampshire (7:05)	@ Fredericksburg (TBD)	@ Bowling Green (7:35)	@ Williamsport (7:05)
9-Aug	Sun	@ Chicago AL (1:10)	INDIANAPOLIS (4:05)	@ New Hampshire (1:35)	@ Fredericksburg (TBD)	@ Bowling Green (3:05)	@ Williamsport (4:05)
10-Aug	Mon	OFF DAY	@ Pawtucket (7:05)	OFF DAY	OFF DAY	@ Lansing (7:05)	@ Williamsport (7:05)
11-Aug	Tue	SAN DIEGO (7:10)	@ Pawtucket (7:05)	PORTLAND (6:35)	FAYETTEVILLE (7:00)	@ Lansing (7:05)	WEST VIRGINIA (7:05)
12-Aug	Wed	SAN DIEGO (1:10)	@ Pawtucket (7:05)	PORTLAND (6:35)	FAYETTEVILLE (7:00)	@ Lansing (12:05)	WEST VIRGINIA (7:05)
13-Aug	Thu	OFF DAY	@ Pawtucket (12:05)	PORTLAND (6:35)	FAYETTEVILLE (7:00)	GREAT LAKES (7:00)	WEST VIRGINIA (7:05)
14-Aug	Fri	SEATTLE (7:10)	@ Buffalo (7:05)	HARTFORD (7:05)	@ Down East (7:00)	GREAT LAKES (7:00)	STATEN ISLAND (7:05)
15-Aug	Sat	SEATTLE (7:10)	@ Buffalo (6:05)	HARTFORD (7:05)	@ Down East (6:00)	GREAT LAKES (7:00)	STATEN ISLAND (7:05)
16-Aug	Sun	SEATTLE (1:10)	@ Buffalo (1:05)	HARTFORD (2:05)	@ Buffalo (2:00)	GREAT LAKES (1:30)	STATEN ISLAND (4:05)
17-Aug	Mon	@ Oakland (10:07)	OFF DAY	OFF DAY	@ Carolina (7:00)	OFF DAY	ALL-STAR BREAK
18-Aug	Tue	@ Oakland (10:07)	PAWTUCKET (7:05)	@ Harrisburg (6:30)	@ Carolina (7:00)	BOWLING GREEN (7:00)	ALL-STAR BREAK
19-Aug	Wed	@ Oakland (3:37)	PAWTUCKET (7:05)	@ Harrisburg (6:30)	@ Carolina (7:00)	BOWLING GREEN (7:00)	@ Batavia (7:05)
20-Aug	Thu	@ Kansas City (8:05)	PAWTUCKET (12:05)	@ Harrisburg (6:30)	MYRTLE BEACH (7:00)	BOWLING GREEN (7:00)	@ Batavia (7:05)
21-Aug	Fri	@ Kansas City (8:05)	NORFOLK (7:15)	READING (7:05)	MYRTLE BEACH (7:00)	@ Great Lakes (7:05)	@ Batavia (7:05)
22-Aug	Sat	@ Kansas City (7:05)	NORFOLK (7:15)	READING (7:05)	MYRTLE BEACH (6:00)	@ Great Lakes (7:05)	WILLIAMSPORT (7:05)
23-Aug	Sun	@ Kansas City (2:05)	NORFOLK (4:05)	READING (2:05)	MYRTLE BEACH (5:00)	@ Great Lakes (2:05)	WILLIAMSPORT (4:05)
24-Aug	Mon	OFF DAY	OFF DAY	ERIE (6:35)	OFF DAY	@ Great Lakes (7:05)	WILLIAMSPORT (7:05)
25-Aug	Tue	ARIZONA (7:10)	@ Toledo (6:35)	ERIE (6:35)	@ Salem (7:05)	LANSING (7:00)	@ West Virginia (7:05)
26-Aug	Wed	ARIZONA (7:10)	@ Toledo (6:35)	ERIE (12:05)	@ Salem (7:05)	LANSING (12:00)	@ West Virginia (7:05)
27-Aug	Thu	ARIZONA (1:10)	@ Toledo (6:35)	@ Reading (7:10)	@ Salem (7:05)	LANSING (7:00)	@ West Virginia (7:05)
28-Aug	Fri	NEW YORK AL (7:10)	LOUISVILLE (7:15)	@ Reading (7:10)	WINSTON-SALEM (7:00)	SOUTH BEND (7:00)	BATAVIA (7:05)
29-Aug	Sat	NEW YORK AL (7:10)	LOUISVILLE (7:15)	@ Reading (6:45)	WINSTON-SALEM (6:00)	SOUTH BEND (7:00)	BATAVIA (7:05)

PLAYER DEVELOPMENT

2020 MINOR LEAGUE SCHEDULE

DATE	DAY	CLEVELAND	COLUMBUS	AKRON	LYNCHBURG	LAKE COUNTY	MAHONING VALLEY
30-Aug	Sun	NEW YORK AL (1:10)	LOUISVILLE (4:05)	@ Reading (2:15)	WINSTON-SALEM (5:00)	SOUTH BEND (1:30)	BATAVIA (4:05)
31-Aug	Mon	@ Minnesota (8:10)	@ Indianapolis (7:05)	@ Richmond (6:35)	WINSTON-SALEM (1:00)	SOUTH BEND (7:00)	OFF DAY
1-Sep	Tue	@ Minnesota (8:10)	@ Indianapolis (7:05)	@ Richmond (6:35)	@ Wilmington (6:35)	@ West Michigan (7:05)	@ Williamsport (7:05)
2-Sep	Wed	@ Minnesota (8:10)	@ Indianapolis (1:35)	@ Richmond (6:35)	@ Wilmington (6:35)	@ West Michigan (7:05)	@ Williamsport (7:05)
3-Sep	Thu	@ Minnesota (1:10)	TOLEDO (7:05)	@ Richmond (6:35)	@ Wilmington (6:35)	@ West Michigan (7:05)	@ Williamsport (7:05)
4-Sep	Fri	@ Colorado (8:40)	TOLEDO (7:15)	ERIE (7:05)	FAYETTEVILLE (7:00)	DAYTON (7:00)	@ Williamsport (7:05)
5-Sep	Sat	@ Colorado (4:05)	@ Toledo (7:05)	ERIE (7:05)	FAYETTEVILLE (6:00)	DAYTON (7:00)	WEST VIRGINIA (7:05)
6-Sep	Sun	@ Colorado (3:10)	@ Toledo (6:05)	ERIE (6:05)	FAYETTEVILLE (6:00)	DAYTON (6:00)	WEST VIRGINIA (4:05)
7-Sep	Mon	OFF DAY	@ Toledo (1:05)	ERIE (1:05)	FAYETTEVILLE (1:00)	DAYTON (1:00)	WEST VIRGINIA (1:05)
8-Sep	Tue	MINNESOTA (6:10)					
9-Sep	Wed	MINNESOTA (6:10)					
10-Sep	Thu	MINNESOTA (6:10)					
11-Sep	Fri	LOS ANGELES AL (7:10)					
12-Sep	Sat	LOS ANGELES AL (6:10)					
13-Sep	Sun	LOS ANGELES AL (1:10)					
14-Sep	Mon	DETROIT (6:10)					
15-Sep	Tue	DETROIT (6:10)					
16-Sep	Wed	DETROIT (1:10)					
17-Sep	Thu	@ Seattle (10:10)					
18-Sep	Fri	@ Seattle (10:10)					
19-Sep	Sat	@ Seattle (9:10)					
20-Sep	Sun	@ Seattle (4:10)					
21-Sep	Mon	@ Chicago AL (8:10)					
22-Sep	Tue	@ Chicago AL (8:10)					
23-Sep	Wed	@ Chicago AL (2:10)					
24-Sep	Thu	OFF DAY					
25-Sep	Fri	TORONTO (7:10)					
26-Sep	Sat	TORONTO (6:10)					
27-Sep	Sun	TORONTO (3:10)					

2019 Season in Review



Cleveland BBWAA Man of the Year Roberto Pérez

Catcher Profiles	284
Day-by-Day	285-287
Final Major League Standings	282
Odds-n-Ends/Misc Stats	284
Record by Day of Week, by Month	284
Runs by Inning	284
Team Highlights	278-281
Tribe Batting, Pitching	282-283
Won-Lost Breakdown	288

2019 CLEVELAND INDIANS SEASON IN REVIEW

2019: 93 WINS, SEVENTH STRAIGHT WINNING SEASON The Cleveland Indians posted their **seventh consecutive winning season**, finishing the 2019 campaign with a record of 93-69 (.574) and a second-place standing in the A.L. Central Division, 8.0 games behind first-place Minnesota (101-61, .623)...Cleveland was not eliminated from Postseason eligibility until Game 160 on Sept. 27 at Washington (eliminated from division title contention the day before on Sept. 26)...the Indians ultimately finished 3.0 games out of the second A.L. Wild Card spot...**2019's finish halted a streak of three consecutive division crowns from 2016-18, just the second such stretch in franchise history along a streak of five straight A.L. Central titles from 1995-99.**

At 93-69 (.574), **Cleveland finished with the 6th-best winning pct. in the A.L. and T8th-best in the Majors...** Cleveland's current streak of seven consecutive winning seasons from 2013-19 signals the longest such stretch for the Indians since stringing together 8 such campaigns from 1994-2001...Cleveland joins New York-AL as one of only two A.L. teams to finish above .500 in each of the last seven seasons, one of just five teams in the Majors to do so along with Los Angeles-NL, St. Louis and Washington...in going a combined 638-494 (.564) from 2013-19, Cleveland owns the A.L.'s best winning pct. over the past seven seasons since **TERRY FRANCONA** was named as the franchise's 42nd manager, also 2nd-best in the Majors behind only the Dodgers.

BEST RECORDS IN A.L., 2019			HIGHEST WIN % IN MAJORS, 2013-19		
Team	Win%	W-L	Team	Win%	W-L
Houston	.660	107-55	Los Angeles Dodgers	.591	671-464
New York-AL	.636	103-59	Cleveland Indians	.564	638-494
Minnesota	.623	101-61	St. Louis Cardinals	.560	635-499
Oakland	.599	97-65	New York Yankees	.559	634-500
Tampa Bay	.593	96-66	Washington Nationals	.557	632-502
Cleveland	.574	93-69	Boston Red Sox	.550	624-510
Boston	.519	84-78	Chicago Cubs	.538	610-524

Cleveland sat below the .500 mark [for the final time] as late as June 2 (29-30), sitting a season-high 11.5 games behind Minnesota at that point; following a June 3 off day, the Tribe went 64-39 (.621) the rest of the way, the 4th-best mark in the A.L., 7th-best in MLB...**Cleveland went a Major League-best 43-17 (.717) from June 4-Aug. 12 to take a half-game lead over the Twins, as Aug. 12 was the final date upon which the Indians held first place...** Cleveland finished the season 24 games above the .500 mark, five wins shy of the club's high-water mark for 2019 (+29G, 93-64 on Sept. 24)...the club's low-water mark of 2019 was one game below .500 (last 29-30 on June 2).

FOURTH STRAIGHT 90-WIN SEASON: Cleveland (93-69) eclipsed the 90-win threshold for a fourth consecutive season and for the 22nd time in franchise history...marked just the second time in Indians franchise history for the club to record at least 90 victories in four consecutive seasons, as Cleveland accomplished the feat once previously from 1950-55 (6 straight).

THE STANDINGS: Disrupting a streak of three consecutive division titles, Cleveland (93-69, .574) finished the regular season with sole possession of 2nd place in the A.L. Central Division standings, as the Tribe finished 8.0 games behind 1st-place Minnesota (101-61)...Chicago-AL (72-89, -28.5G) finished in 3rd place, Kansas City (59-103, -42.0G) finished in 4th place and Detroit (47-114, -53.5G) finished in 5th place...Cleveland's largest divisional *lead* of 2019 was +1.0G, held for roughly 3 days from April 18 thru G1 of an April 20 DH vs. Atlanta...Cleveland's largest divisional *deficit* of the season was -11.5G (*total of one day: June 2*)...the Indians spent 13 total days in 1st place, 165 days in 2nd place, 4 days in 3rd place, 4 days in 4th place and no days in 5th place.

A.L. CENTRAL SUCCESS: For a fourth straight year, Cleveland posted at least 48 wins against A.L. Central Division opponents, as the Indians went 48-28 (.632) in 2019 - **tied for Cleveland's 4th-most intradivision wins ever since 1994 realignment, two wins shy of the all-time mark set by the 2017 club (50-26)**...1998 realignment added Detroit and subtracted Milwaukee to create the current five-team mix...four other teams had higher intradivision winning percentages than Cleveland in 2019: Houston vs. the A.L. West (.737, 56-20), New York-AL vs. the A.L. East (.711, 54-22), Los Angeles-NL vs. the N.L. West (.671, 51-25) and Minnesota vs. the A.L. Central (.658, 50-26).

2019 CLEVELAND INDIANS SEASON IN REVIEW

CLEVELAND'S HIGHEST WIN TOTAL

vs. AL CENTRAL, 1994-2019

Year	W-L	Win%
2017	50-26	.658
2016	49-26	.653
2018	49-27	.645
2007	48-24	.667
2019	48-28	.632
2001	47-29	.618

The Tribe's longest divisional win streak was 7 games, June 14-July 24...club's longest losing streak against A.L. Central opponents was 5 games, April 12-May 7 - the only time all season to drop more than two-in-a-row within the division.

FRANCHISE RECORD FOR HOME RUNS: Cleveland clubbed a franchise-record 223 home runs, two more than the previous mark of 221 established in 2000...**JORDAN LUPLOW** hit No. 222 on Sept. 28 at Washington (off Sean Doolittle), the second of two homers he hit that day; Luplow donated the bat to the Indians team archives collection shortly thereafter...10 different MLB teams set franchise records for home runs in 2019, including Minnesota, as the Twins set a single-season MLB record with 307 home runs in 2019 (others setting franchise records: New York-AL-306, Houston-288, Los Angeles-NL-279, Oakland-257, Chicago-NL-256, Milwaukee-250, Atlanta-249, Toronto-247, Boston-245).

MAKE IT 15 STRAIGHT FOR TITO: In seven seasons since being named the 42nd manager in Cleveland Indians history on Oct. 8, 2012, **TERRY FRANCONA** has guided the Tribe to an A.L.-best 638-494 (.564) record, 2nd-best in Majors...2019 marked Francona's 15th consecutive winning season, the longest streak by any active manager and longest by any skipper since **Bobby Cox** had a streak of 15 straight from 1991-2005 with Atlanta, as Tito surpassed a more recent 14-year streak by **Joe Torre** from 1996-2009 with New York-AL ('96-07) and Los Angeles-NL ('08-09)...Francona will enter 2020 looking to make it 16 straight, which would be the longest stretch of consecutive winning seasons since **Sparky Anderson's** stretch of 17 straight from 1972-1988 with Cincinnati (1972-78) and Detroit (1979-88)...with the retirement of San Francisco's **Bruce Bochy**, Tito will enter 2020 with the most wins (1667) by any active Major League manager, 18th-most in MLB history...Francona signed a new contract extension with Cleveland in April that runs through 2022.

ATTENDANCE: Cleveland drew 1,738,642 fans to Progressive Field across 79 home dates in 2019 (22,008-per-date)...ranked as 9th-highest aggregate attendance figure in A.L., 22nd in MLB...lost two games due to weather...Tribe drew three (3) sellout crowds in 2019, including the home opener on April 1 vs. Chicago-AL, August 24 vs. Kansas City and September 14 vs. Minnesota...largest regular season single-game crowd in Cleveland was 34,519 on April 1 vs. Chicago-AL (Opening Day)...largest single-game crowd on the road was 47,347 on August 17 at New York-AL...surpassed 80,000-or-more fans at Progressive Field over a weekend on seven different occasions from June to September.

BATTING: Cleveland's offense combined to hit .250 (1354-5425) with 286 doubles, 18 triples, 223 home runs, 731 RBI, 769 runs and a .756 OPS (.323OBP/.432SLG)...the Cleveland offense ranked among A.L. leaders in sac bunts (1st, 40), sac flies (2nd, 46), SLG (6th), OPS (7th), walks (7th, 563), batting avg. (7th), runs scored (T7th), OBP (8th), home runs (T8th), total bases (9th, 2345), extra-base hits (9th, 527), pitches-per-PA (9th, 3.92), doubles (9th), base hits (12th) and triples (14th)...**Tribe batters had the 3rd-fewest strikeouts in the A.L., 5th-fewest in Majors...****FRANCISCO LINDOR's** .284 (183-661) avg. was highest on team followed by **CARLOS SANTANA** at .281 (161-573)...Santana finished among A.L. leaders in OBP (3rd, .397), walks (3rd, 108), runs (T6th, 110) and OPS (12th, .911)...Lindor's 40 doubles were T5th in the A.L. while his 74 extra-base hits were T8th...**team batting avg. by month:** March-.133, April-.224, May-.237, June-.262, July-.284, Aug.-.260, Sept.-.241...the Indians hit .247 (312-1261) with runners in scoring position as a team, 4th-lowest in the A.L...club had a .262 avg. w/ RISP at home, but just a .233 mark w/ RISP on the road; Tribe had a .239 team avg. w/ RISP entering the All-Star break before hitting .257 w/ RISP in the second half...**OSCAR MERCADO** (.323, 31-96) posted the highest qualifying avg. w/RISP on the team...Cleveland plated 291 of club's 769 runs (37.8%) with two outs, 9th-most two-out runs in A.L...club's .244 avg. with two outs ranked 7th in the A.L...Cleveland's offense was shut out by an opponent on 14 occasions, tied with Detroit for most in the A.L. and T3rd-most in Majors behind only Miami (22) and San Francisco (17).

2019 CLEVELAND INDIANS SEASON IN REVIEW

CATCHING: Cleveland backstops guided the pitching staff to a 3.76 ERA, 3rd-lowest in the A.L. and 4th in the Majors; **ROBERTO PEREZ** helped the staff register a 3.59 ERA across 118G behind the plate, while **KEVIN PLawecki** caught a 3.98 ERA in 57G...**ERIC HAASE** (7.62ERA), the only other player to see time behind the plate, caught 26.0IP across 8 games...Indians battery-mates combined to cut down an A.L.-best 34.6% (28 of 81) of attempted base-stealers, 4th-best in the Majors...Perez was charged with zero passed balls in 118G/993.2 innings behind the plate, leading Cleveland to an MLB-low two passed balls; only Bill Dicky (1931), Al Todd (1937) and Johnny Bench (1975) have caught more games in a season without a passed ball...Cleveland's 42 wild pitchers were also 2nd-fewest in the A.L., 5th-fewest in the Majors.

EJECTIONS: Cleveland was issued just a single ejection of a player or coach in 2019, as **TERRY FRANCONA** was ejected by third base umpire **Eric Cooper** on May 25 vs. Tampa Bay (6th inning).

EXTRA-INNING GAMES: Cleveland played 13 extra-inning games in 2019, going 6-7 (.462) in those contests... Tribe played six extra-inning games at home (3-3) and seven on the road (3-4)...offense batted .324 (24-74) with 4 HR's & a .939 OPS in extra innings, combining for 14 runs; pitching staff registered a 4.67 ERA (17.1IP, 16H, 9R-ER) and .246/.286/.492 slash line in extra frames.

FIELDING: Cleveland's defense posted a .985 fielding pct. (83 E/5718 TC), 4th-highest in the A.L. and 7th in the Majors...Tribe's 83 team errors were 4th-fewest in the A.L., 6th-fewest in the Majors...club's season-long errorless streak was 7 games, April 27-May 5...according to *FanGraphs*, the Indians defense was credited with 70 'Defensive Runs Saved' (DRS), 2nd-most in the A.L. and 5th in the Majors behind only the Dodgers (136), Diamondbacks (117), Cardinals (95) and Astros (90)...**ROBERTO PEREZ** led the Majors with 29 DRS...**FRANCISCO LINDOR** and **OSCAR MERCADO** were T2nd on the team with 9 DRS each, while **GREG ALLEN** ranked 4th with 7 DRS... Cleveland outfielders combined for 38 assists to lead the Majors, most by the Indians since recording 44 outfield assists in 1998...**TYLER NAQUIN** recorded a team-high 11 outfield assists, 2nd-most in the A.L. in 2019 behind the White Sox's **Leury Garcia** and most by a Tribe outfielder since 2014 when Michael Brantley tallied 12...Allen (7) and Mercado (6) were next on the team...the team turned 89 double plays (GIDP's only), 2nd-fewest in the A.L. ahead of Houston (83).

HOME RUNS: The Indians connected for a franchise-record 223 home runs, T8th-most in the A.L. & T16th in the Majors...club homered in 116 of its 162 games, going 79-37 (.681) in those contests...went 14-32 (.304) in 46 games with no HR's...longest streak with at least one HR was 12 games (July 3-19)...**CARLOS SANTANA** led the team lead with 34 HR's, T12th-most in the A.L...Santana was followed by **FRANCISCO LINDOR** (32), **ROBERTO PEREZ** (24), **JOSÉ RAMÍREZ** (23), **JASON KIPNIS** (17), **JORDAN LUPLOW** (15), **OSCAR MERCADO** (15), **JAKE BAUERS** (12), **TYLER NAQUIN** (10) & **FRANMIL REYES** (10 with Cleveland), as the Indians had 10 different players reach double-digits; Reyes hit 37 HR's overall (T15th in MLB), while **YASIEL PUIG** connected for 24...Cleveland right-handed batters connected for 99 home runs, while left-handers hit 124 (T2nd-most in A.L. with Minnesota behind Texas (156) and T4th-most in MLB...Tribe hit 107 homers at Progressive Field and 116 homers on the road...offense clubbed a season-high 7 HR on Aug. 15 at New York-AL; 5th time in franchise history with 7+ HR's, first since April 30, 2013 vs. Philadelphia (7)...four different players collected multi-homer games, all 2-HR games: Kipnis (3), Lindor (3), Luplow (3) and Ramirez (3)...Home Runs by Month: March-1, April-25, May-33, June-45, July-40, August-47, September-32...the Indians hit 139 solo homers, 54 two-run homers, 26 three-run homers and 4 grand slams... Ramirez hit two grand slams, while the other two slams were hit by Kipnis and Santana...Cleveland hit 8 lead-off homers, 6 by Lindor and 2 by **LEONYS MARTIN**; Lindor's 18 career lead-off home runs are T2nd-most in Indians history with Kenny Lofton, now trailing only Grady Sizemore (22)...Home Runs by Count: 0-0: 32...0-1: 20...0-2: 7...1-0: 26...1-1: 28...1-2: 15...2-0: 10...2-1: 22...2-2: 21...3-0: 2...3-1: 17...3-2: 23.

INSTANT REPLAY: In the sixth season of MLB Instant Replay, the Indians were successful in 16 of the team's 30 total challenges (53.3%) for 2019...Cleveland had 38 challenges in 2018.

2019 CLEVELAND INDIANS SEASON IN REVIEW

PITCHING: Cleveland's pitching staff turned in a 3.76 ERA (601ER/1437.2IP), 4th-lowest in MLB behind Los Angeles-NL (3.37), Tampa Bay (3.65) and Houston (3.66)...marked the seventh consecutive season for Cleveland to post a sub-4.00 ERA, the longest such stretch for the Indians since 1963-70 (8 straight)...the staff led the A.L. with 16 shutouts, 2nd-most in MLB behind only Los Angeles-NL (18)...Tribe staff also ranked among MLB leaders in complete games (T1st, 6), walks allowed (3rd-lowest, 450), earned runs allowed (4th-lowest, 601) and WHIP (4th, 1.22)...team's longest scoreless-inning streak was 21.0 innings Aug. 5-7 vs. Texas...longest individual scoreless streaks by a starter/reliever, respectively, were owned by **MIKE CLEVINGER** (18.0 IP, Sept. 14-24) and **BRAD HAND** (May 12-June 20)...Indians staff posted a 3.92 ERA prior to the All-Star break (3rd-lowest in A.L., 5th-lowest in MLB) before posting a 3.57 ERA in the second half (2nd-lowest in A.L., 5th-lowest in MLB)...starters had a 3.81 ERA in the first half compared to the bullpen's 3.67 ERA, as well as a 3.38 ERA in the second half compared to the bullpen's 3.94 ERA...**Starters:** Indians rotation utilized 12 different starting pitchers (reliever **TYLER CLIPPARD** started three games) and saw six different starters miss significant time due to injury...despite battling the injury bug, the starting rotation went 62-51 (.574) with a 3.81 ERA, 3rd-lowest in the A.L. (6th in the Majors) behind Houston (3.61) and Tampa Bay (3.64)...the rotation ranked among the best in MLB in complete games (T1st, 6), innings pitched (3rd, 930.1) and strikeouts (3rd, 982)...had 3-or-more starters record 150+ strikeouts for the fourth consecutive season (**SHANE BIEBER**, 259; **TREVOR BAUER**, 185; **MIKE CLEVINGER**, 169), becoming the only franchise in MLB to have 3-or-more starters reach 150+ strikeouts in every season since 2016...among A.L. starting pitchers in 2019 Bieber (5th, 5.6) and Clevinger (7th, 4.5) ranked among the Top 10 on the WAR leaderboard (FanGraphs)...**Relievers:** The Indians bullpen went 31-18 (.623) with a 3.67 ERA, 2nd-lowest in MLB behind Tampa Bay (3.66)...Francona-led teams have managed a bullpen ERA in the range of 2.89-3.67 in six of his seven seasons in Cleveland...bullpen was used in 156 of the team's 162 games, though Tribe relievers logged the second lowest innings in MLB at 507.1 just behind Washington-NL (500.2IP)...relievers allowed just 29.4% (79 of 269) of inherited runners to score (4th in A.L., 10th in MLB)...converted the 2nd-highest save pct. in MLB (72.4%, 42-for-58) behind Toronto (76.7%, 33-for-43)...had the 6th-most save opportunities in the A.L...accounted for 16 blown saves, T4th-lowest in MLB with Chicago-AL, behind Toronto (10), Los Angeles-AL (14), and Texas (14)...ranked among top MLB bullpens in fewest earned runs allowed (1st, 207), fewest walks allowed (1st, 175), fewest home runs allowed (T3rd, 72) and fewest hits allowed (4th, 473).

PLAYERS USED/ROOKIES: Cleveland had 54 different players appear in a game for the club in 2019...totals from previous six seasons: 2013 (49), 2014 (47), 2015 (49), 2016 (49), 2017 (41), 2018 (49)...the Indians had a break-out of 26 position players and 28 pitchers (excluding pitching appearances by **KEVIN PLawecki** (2) and **MIKE FREEMAN** (1))...club had 11 different rookies see action, most by Cleveland since 2014 (11), including: **LOGAN ALLEN**, **BOBBY BRADLEY**, **YU CHANG**, **AARON CIVALE**, **ERIC HAASE**, **JAMES KARINCHAK**, **OSCAR MERCADO**, **JOSH SMITH**, **ZACH PLESAC**, **ERIC STAMETS** & **ANDREW VELAZQUEZ**...eight of those players made their MLB debuts with Cleveland in 2019: Bradley, Chang, Civale, Karinchak, Mercado, Plesac, Smith and Stamets...the Tribe used 28 players who had never previously appeared with Cleveland (compared to 11 such players in 2017 and 19 in 2018).

TIME OF GAME: Cleveland's average time of game in 2019 was 3:04 overall (29,622 min/162 G) and 3:02 for 9-inning regulation contests (26,540 min/146 G), up from 3:03 and 2:58, respectively, for the 2018 season...the Indians played 13 extra-inning games...club's longest 9-inning game lasted 4 hours & 7 minutes on Sept. 2 vs. Chicago-AL; longest extra-inning contest came in a 14-inning affair on July 25 at Kansas City that lasted 4 hours and 51 minutes...club's shortest game of at least 9.0IP lasted 2 hours and 18 minutes on March 28 at Minnesota.

LAST CALL: The Indians played all 162 scheduled games for a third straight campaign after being limited to 161 in the club's previous two seasons (2015-16)...**FRANCISCO LINDOR** became just the fifth player in MLB history to record at least 40 doubles and 30 home runs in three consecutive seasons, joining **Albert Pujols** as only the second player to turn the trick prior to his age 26 season...**JAKE BAUERS** collected the ninth cycle in club history on June 14 at Detroit, going 4-for-5 with 4 RBI...in his ninth campaign with Cleveland, **JASON KIPNIS** finished the season with 1050 career games at second base, now 3rd-most all-time in franchise history behind **Nap Lajoie** (1385) and **Bobby Avila** (1098)...four different Indians players went through the formal process to become official U.S. citizens in 2019: **OLIVER PEREZ** (Mexico), **YASIEL PUIG** (Cuba), **HANLEY RAMIREZ** & **CARLOS SANTANA** (both Dominican Republic)...both **Tom Hamilton** and **Rick Manning** celebrated their respective 30th seasons as Indians broadcasters...the Indians completed their 26th season at Progressive Field (1994-2019).

2019 INDIANS BATTING

BATTER	AVG	G	AB	R	H	2B	3B	HR	RBI	SH	SF	HP	BB	SO	SB	CS	OBP
Allen, G	.229	89	231	30	53	9	3	4	27	4	1	9	11	53	8	2	.290
Bauers, J	.226	117	372	46	84	16	1	12	43	3	3	3	45	115	3	3	.312
Bradley, B	.178	15	45	4	8	5	0	1	4	0	0	2	4	20	0	0	.245
Chang, Y	.178	28	73	8	13	2	1	1	6	0	0	4	11	22	0	0	.286
Flaherty, R	.143	14	21	4	3	2	0	0	1	0	0	1	0	7	0	0	.143
Freeman, M	.277	75	177	27	49	8	0	4	24	4	4	2	22	61	1	2	.362
González, C	.210	30	105	13	22	1	0	2	7	1	1	2	10	33	0	1	.282
Haase, E	.063	10	16	1	1	0	0	1	3	0	0	0	1	8	0	0	.118
Kipnis, J	.245	121	458	52	112	23	1	17	65	6	2	7	40	88	7	2	.304
Lindor, F	.284	143	598	101	170	40	2	32	74	6	3	13	46	98	22	5	.335
Luplow, J	.276	85	225	42	62	15	1	15	38	1	2	7	33	61	3	2	.372
Martin, L	.199	65	236	32	47	7	0	9	19	0	4	1	21	78	4	5	.276
Mercado, O	.269	115	438	70	118	25	3	15	54	4	5	9	28	84	15	4	.318
Miller, B	.250	13	36	4	9	3	0	1	4	0	0	0	4	10	1	0	.325
Moroff, M	.125	20	32	3	4	1	0	1	4	0	0	0	2	16	1	0	.176
Naquin, T	.288	89	274	34	79	19	0	10	34	2	2	8	14	66	4	2	.325
Plawecki, K	.222	59	158	13	35	10	0	3	17	1	3	4	2	31	0	1	.287
Puig, Y	.297	49	182	25	54	15	1	2	23	1	3	4	21	44	5	2	.377
Pérez, R	.239	119	389	46	93	9	1	24	63	4	4	12	45	127	0	0	.321
Ramírez, H	.184	16	49	4	9	1	0	2	8	0	0	2	8	17	0	0	.298
Ramírez, J	.255	129	482	68	123	33	3	23	83	6	2	8	52	74	24	4	.327
Reyes, F	.237	51	173	26	41	10	0	10	35	0	3	0	18	63	0	0	.304
Santana, C	.281	158	573	110	161	30	1	34	93	0	2	3	108	108	4	0	.397
Stamets, E	.049	15	41	4	2	1	0	0	2	1	1	0	5	24	0	0	.149
Velazquez, A	.091	5	11	1	1	1	0	0	0	0	0	0	1	7	1	0	.167
Zimmer, B	.000	9	13	1	0	0	0	0	0	0	0	0	1	7	0	0	.071
PITCHERS	.059	162	17	0	1	0	0	0	0	2	0	0	0	10	0	0	.059
Totals	.250	162	5425	769	1354	286	18	223	731	40	46	50	563	1332	103	35	.323

2019 MAJOR LEAGUE STANDINGS

AMERICAN LEAGUE

NATIONAL LEAGUE

CENTRAL					CENTRAL				
	W	L	PCT	GB		W	L	PCT	GB
Minnesota	101	61	.623	-	St. Louis	91	71	.562	-
CLEVELAND	93	69	.574	8.0	*Milwaukee	89	73	.549	2.0
Chicago-AL	72	89	.447	28.5	Chicago-NL	84	78	.519	7.0
Kansas City	59	103	.364	42.0	Cincinnati	75	87	.463	16.0
Detroit	47	114	.292	53.5	Pittsburgh	69	93	.426	22.0
EAST					EAST				
	W	L	PCT	GB		W	L	PCT	GB
New York	103	59	.636	-	Atlanta	97	65	.599	-
*Tampa Bay	96	66	.593	7.0	*Washington	93	69	.574	4.0
Boston	84	78	.519	19.0	New York-NL	86	76	.531	11.0
Toronto	67	95	.414	36.0	Philadelphia	81	81	.500	16.0
Baltimore	54	108	.333	49.0	Miami	57	105	.352	40.0
WEST					WEST				
	W	L	PCT	GB		W	L	PCT	GB
Houston	107	55	.660	-	Los Angeles	106	56	.654	-
*Oakland	97	65	.599	10.0	Arizona	85	77	.525	21.0
Texas	78	84	.481	29.0	San Francisco	77	85	.475	29.0
Los Angeles-AL	72	90	.444	35.0	Colorado	71	91	.438	35.0
Seattle	68	94	.420	39.0	San Diego	70	92	.432	36.0
* Wild Card Winner									
AL WILDCARD									
	W	L	PCT	GB		W	L	PCT	GB
Oakland	97	65	.599	-					
Tampa Bay	96	66	.593	-					
CLEVELAND	93	69	.574	3.0					
Boston	84	78	.519	12.0					

2019 INDIANS PITCHING

PITCHER	W	L	ERA	G	GS	CG	SHO	SV	IP	H	R	ER	HR	HB	BB	SO	WP	OPP AVG
Allen, L	0	0	0.00	1	0	0	0	0	2.1	3	0	0	0	0	0	3	0	.333
Anderson, C	0	1	9.35	5	2	0	0	0	8.2	12	9	9	1	1	8	9	3	.333
Bauer, T	9	8	3.79	24	24	1	1	0	156.2	127	76	66	22	14	63	185	8	.218
Bieber, S	15	8	3.28	34	33	3	2	0	214.1	186	86	78	31	6	40	259	6	.230
Carrasco, C	6	7	5.29	23	12	1	1	1	80.0	92	48	47	18	2	16	96	2	.288
Cimber, A	6	3	4.45	68	0	0	0	1	56.2	56	29	28	6	4	19	41	0	.257
Civale, A	3	4	2.34	10	10	0	0	0	57.2	44	18	15	4	1	16	46	2	.216
Clevinger, M	13	4	2.71	21	21	0	0	0	126.0	96	38	38	10	2	37	169	0	.209
Clippard, T	1	0	2.90	53	3	0	0	0	62.0	38	20	20	8	7	15	64	3	.176
Cole, A	3	1	3.81	25	0	0	0	1	26.0	31	16	11	4	0	8	30	0	.290
Edwards, J	2	0	2.25	9	0	0	0	0	8.0	5	2	2	2	2	6	5	0	.179
Freeman, M	0	0	9.00	1	0	0	0	0	2.0	2	2	2	1	0	0	0	0	.250
Goody, N	3	2	3.54	39	0	0	0	0	40.2	30	18	16	7	0	22	50	0	.201
Hand, B	6	4	3.30	60	0	0	0	34	57.1	53	21	21	6	4	18	84	0	.242
Hoyt, J	0	0	2.16	8	0	0	0	0	8.1	6	2	2	2	0	2	10	0	.200
Karinchak, J	0	0	1.69	5	0	0	0	0	5.1	3	1	1	0	0	1	8	2	.150
Kluber, C	2	3	5.80	7	7	0	0	0	35.2	44	26	23	4	3	15	38	1	.297
Maton, P	0	0	2.92	9	0	0	0	0	12.1	4	5	4	1	1	6	13	2	.098
Olson, T	1	1	4.40	39	0	0	0	0	30.2	34	15	15	3	2	16	28	2	.281
Otero, D	0	0	4.85	25	0	0	0	0	29.2	42	17	16	6	1	3	16	1	.331
Plawecki, K	0	0	0.00	2	0	0	0	0	2.0	0	0	0	0	0	0	0	0	.000
Plesac, Z	8	6	3.81	21	21	1	1	0	115.2	102	52	49	19	3	40	88	1	.237
Plutko, A	7	5	4.86	21	20	0	0	0	109.1	115	61	59	22	4	26	78	0	.267
Pérez, O	2	4	3.98	67	0	0	0	1	40.2	38	20	18	5	3	12	48	1	.242
Ramirez, N	0	1	5.40	16	0	0	0	0	16.2	18	11	10	5	0	9	18	0	.281
Rodriguez, J	1	5	4.63	10	8	0	0	0	46.2	48	26	24	5	0	21	33	4	.270
Salazar, D	0	1	4.50	1	1	0	0	0	4.0	4	2	2	2	0	3	2	0	.286
Smith, J	0	0	5.40	8	0	0	0	0	8.1	8	5	5	0	2	8	12	0	.242
Wittgren, N	5	1	2.81	55	0	0	0	4	57.2	47	22	18	10	0	15	60	0	.218
Wood, H	0	0	3.86	17	0	0	0	0	16.1	20	9	7	3	0	5	15	4	.286
CLE.TOTAL	93	69	3.76	162	162	6	16	42	1437.2	1308	657	601	207	62	450	1508	42	.240

2019 MISCELLANEOUS STATISTICS

CLEVELAND TEAM BATTING

Runs, Game	19
Runs, Inning	24
Most Hits, Game (9 inn.)	8
Most Hits, Game (Extras)	14
Fewest Hits, Game	1
Hits, Inning	8
Doubles	6
Triples	3
Home Runs	10
Home Runs, Both Clubs	7
Consecutive Games w/HR	12
Consecutive Games w/HR	4
Consecutive Scoreless Innings	2
Extra-Base Hits	11
Fewest Extra-Base Hits	0
Total Bases	49
Stolen Bases	5
Stolen Bases, Allowed	5
Walks (9 inn.)	10
Walks (Extras)	9
Strikeouts (9 inn.)	16
Strikeouts (Extras)	17
Left On Base (9 inn.)	12
Left On Base (extra IP)	17

CLEVELAND INDIVIDUAL BATTING

Most Runs	4	3x, Santana/Allen, August 15 at NYY
Most Hits	5	Mercado, July 19 vs. KC
Most Doubles	2	many
Most Triples	2	Allen, May 29 at BOS
Most Home Runs	2	16x, Luplow, Sept. 28 at WSH
Most Extra-Base Hits	3	7x, Mercado, Sept. 14 vs. MIN (night)
Most Total Bases	10	3x, Santana, August 15 at NYY
Most Runs Batted In	7	Ramirez, Sept. 24 at CWS
Most Stolen Bases	2	8x, Mercado, Aug. 18 at NYY
Most Caught Stealing	1	several
Most Walks	3	7x, Luplow, Sept. 24 at CWS
Most Strikeouts	4	5x, Velazquez, Sept. 17 vs. DET
Hit Streak	12	Santana, June 4-17
Consecutive Games w/HR	4	Pérez, June 4-8; Ramirez, July 25-28
Errors	2	2x, Mercado, August 17 at NYY

CLEVELAND TEAM PITCHING HIGHS

Most Hits Allowed (9-inning)	17	April 21 vs. ATL
Most Runs Allowed (9-inning)	13	2x, June 29 at BAL
Most Runs Allowed (inning)	9	2nd inning, Sept. 28 at WSH
Most Earned Runs (9-inning)	9	2x, June 29 at BAL
Most Home Runs Allowed	3	10x, Sept. 15 vs. MIN
Most Walks Allowed (9-inning)	8	4x, Sept. 2 vs. CWS
Most Strikeouts (9-inning game)	17	July 17 vs. DET
Most Innings Pitched (extra IP)	14.0	July 25 at KC (14IP)
Most Hits Allowed (extra IP)	16	Aug. 13 vs. BOS (10IP)
Most Runs Allowed (extra IP)	9	Aug. 25 vs. KC (10IP)
Most Earned Runs (extra IP)	7	2x, Aug. 13 vs. BOS (10IP)
Most Walks Allowed (extra IP)	9	June 9 vs. NYY (10IP)
Most Strikeouts (extra IP)	14	Sept. 6 at TOR
Fewest Hits Allowed, Game	0	3x, July 24 at TOR
Fewest Walks	0	11x, Aug. 29 at DET
Consec. Scoreless IP (team)	21	August 5-7 vs. TEX

CLEVELAND INDIVIDUAL PITCHING

Innings, Starter	9.0	5x, Plesac, Sept. 10 at LAA
Fewest Innings, Starter	0.2	2x, Anderson, May 5 vs. SEA
Innings, Reliever	4.2	Plutko, June 28 at BAL
Consec. Scoreless IP (starter)	18.0	Clevinger, Sept. 14-24 (current)
Consec. Scoreless IP (relief)	14.2	Hand, May 12-June 20
Consec. Scoreless Apps (relief)	14	Hand, May 12-June 20
Winning Streak, Starter	10	Clevinger (7/3-9/9)
Winning Streak, Reliever	4	Wittgren, 4/24-7/15
Losing Streak	5	Bauer, May 6-June 6
Strikeouts, Starter	15	Bieber, May 19 vs. BAL
Strikeouts, Reliever	4	4x, Clippard, July 28 at KC
Walks, Starter	6	2x, Bauer, April 25 at HOU
Walks, Reliever	3	3x, Maton, Aug. 25 vs. KC
Runs Allowed, Starter	8	3x, Plutko, Sept. 28 at WSH
Earned Runs Allowed, Starter	8	Plutko, Sept. 28 at WSH
Hits Allowed, Starter	12	Plutko, May 23 vs. TB
Home Runs Allowed, Starter	4	3x, Plutko, May 23 vs. TB
Home Runs Allowed, Relief	2	3x, Carrasco, Sept. 3 vs. CWS
Pitches	127	Bauer, June 26 vs. KC
Consec. Save Conversions	22	Hand, March 30-June 22

CLEVELAND MISCELLANEOUS

Winning Streak	6	2x, June 30-July 7 & July 14-19
Losing Streak	5	Sept. 25-29
Longest Game, Innings	14.0	July 25 at KC (14IP)
Longest Game, Time, 9 IP	4:07	Sept. 2 vs. CWS
Longest Game, Time, Xtra	4:51	July 25 at KC (14IP)
Shortest Game, Time, 9 IP	2:18	3/28 at MIN (1:45/5.0 IP 5/9 vs CWS)
Largest Crowd	34,519	April 1 vs. CWS
Largest Crowd, Home	47,347	August 17 at NYY
Winning Margin	13	August 15 at NYY (9-5)
Losing Margin	3	2x, June 29 at BAL (0-13)
Largest Deficit Overcome in W ...	4	2x, June 5 vs. MIN (1-5)
Largest Lead Blown in Loss	7	April 20 vs. ATL G2 (7-0)
Team Errors	4	May 31 at CWS
Double Plays Turned (team), 9IP	3	5x, Sept. 17 vs. MIN
Double Plays Turned (team), Xtra	3	June 11 vs. CIN (10IP)
Double Plays Hit Into (team)	4	3x, July 26 at KC

STARTS BY BATTING ORDER

	1	2	3	4	5	6	7	8	9
G. ALLEN	1	8	-	-	-	7	13	14	15
J. BAUER	-	-	8	3	6	44	22	20	3
B. BRADLEY	-	-	-	1	-	6	3	5	-
Y. CHANG	-	-	-	-	-	3	2	5	11
R. FLAHERTY	-	-	-	-	-	-	-	1	5
M. FREEMAN	-	2	2	-	5	4	11	4	19
C. GONZALEZ	-	-	3	6	15	4	1	-	-
E. HAASE	-	-	-	-	-	-	2	1	-
J. KIPNIS	-	21	3	32	12	34	19	-	-
F. LINDOR	141	1	-	-	-	-	-	-	-
J. LUPLOW	-	-	4	25	15	7	7	-	2
L. MARTIN	19	11	-	-	-	-	4	8	23
O. MERCADO	97	-	-	-	-	1	1	1	4
B. MILLER	-	-	-	1	2	-	9	-	-
M. MOROFF	-	-	-	-	-	-	-	4	3
T. NAQUIN	2	3	2	4	5	7	18	18	36
R. PEREZ	-	-	-	-	-	13	51	44	7
K. PLAWECKI	-	-	-	-	-	1	10	27	8
Y. PUIG	-	-	-	49	-	-	-	-	-
H. RAMIREZ	-	-	-	-	14	-	-	-	-
J. RAMIREZ	19	19	1	86	3	-	-	-	-
F. REYES	-	-	-	5	4	28	9	2	-
C. SANTANA	-	-	120	38	-	-	-	-	-
E. STAMETS	-	-	-	-	-	-	-	-	14
A. VELAZQUEZ	-	-	-	-	-	-	-	1	2
B. ZIMMER	1	1	-	-	-	-	-	-	-
PITCHERS	-	-	-	-	-	-	-	-	10

STARTS BY POSITION

	C	1B	2B	3B	SS	LF	RF	CF	DH
G. ALLEN	-	-	-	-	-	35	8	15	-
J. BAUER	22	-	-	-	-	49	-	-	35
B. BRADLEY	5	-	-	-	-	-	-	-	8
Y. CHANG	-	-	-	21	-	-	-	-	-
R. FLAHERTY	-	-	1	5	-	-	-	-	-
M. FREEMAN	-	-	26	10	8	3	-	-	-
C. GONZALEZ	-	-	-	-	-	16	4	-	9
E. HAASE	2	-	-	-	-	-	-	-	1
J. KIPNIS	-	-	117	-	-	-	-	-	4
F. LINDOR	-	-	-	-	137	-	-	-	5
J. LUPLOW	-	-	-	-	-	25	32	3	-
L. MARTIN	-	-	-	-	-	-	-	65	-
O. MERCADO	-	-	-	-	-	20	7	77	-
B. MILLER	-	-	12	-	-	-	-	-	-
M. MOROFF	-	-	3	1	3	-	-	-	-
T. NAQUIN	-	-	-	-	-	14	60	-	3
R. PEREZ	114	-	-	-	-	-	-	-	1
K. PLAWECKI	46	-	-	-	-	-	-	-	1
Y. PUIG	-	-	-	-	-	-	48	-	1
H. RAMIREZ	-	-	-	-	-	-	-	-	14
J. RAMIREZ	-	-	125	-	-	-	-	-	3
F. REYES	-	-	-	-	-	-	3	-	45
C. SANTANA	135	-	-	-	-	-	-	-	23
E. STAMETS	-	-	-	-	14	-	-	-	-
A. VELAZQUEZ	-	-	-	-	-	-	-	-	2
B. ZIMMER	-	-	-	-	-	-	-	-	2

LINE-UPS USED: 132 IN 162 GAMES

SCORE BY INNINGS

	1	2	3	4	5	6	7	8	9	10+
Cleveland(769)	96	80	99	79	96	72	98	88	47	14
Opponent(657)	69	85	69	73	85	71	77	75	44	9

RECORD BY DAY OF WEEK

	8-6	RECORD BY MONTH
Monday	-	March/April 16-12
Tuesday	14-9	May 12-17
Wednesday	17-8	June 17-9
Thursday	11-9	July 18-6
Friday	14-9	August 16-13
Saturday	13-16	September 14-11
Sunday	16-12	-

CATCHING BREAKDOWN

	G/GS	Record	cERA	IP	ER	CS	SBA	CS%	PB
HAASE	8/2	0-2	7.62	26.0	22	1	1	100%	1
PEREZ	118/114	68-46	3.58	993.2	395	17	46	37.0%	-
PLAWECKI	57/46	25-21	3.96	418.0	184	6	30	20.0%	1

2019 INDIANS DAY-BY-DAY

GAME	DATE	OPP.	WL SCORE	WINNING PITCHER	LOSING PITCHER	SAVE	TOG	WL	POS	GB/A	ATTEND	HOME DATE	HOME TOTAL
1	3/28	@MIN	L, 0-2	Berrios (1-0)	Kluber (0-1)	Rogers (1)	2:18	0-1	T4th	-1.0	39,519		
1	3/29	OFF DAY						0-1	T4th	-1.0			
2	3/30	@MIN	W, 2-1	r-Edwards (1-0)	r-Parker (0-1)	Hand (1)	3:00	1-1	T2nd	-1.0	15,271		
3	3/31	@MIN	L, 3-9	r-M. Pérez (1-0)	Carrasco (0-1)		2:39	1-2	T4th	-1.0	15,613	3	70,403
4	4/1	vCWS	W, 5-3	r-Edwards (2-0)	r-Covey (0-1)	Hand (2)	3:02	2-2	3rd	-0.5	34,519	1	34,519
4	4/2	OFF DAY						2-2	T2nd	-1.0			
5	4/3	vCWS	L, 3-8	Rodón (1-1)	Kluber (0-2)		3:01	2-3	T3rd	-2.0	10,689	2	45,208
6	4/4	vTOR	W, 4-1	Bauer (1-0)	Sanchez (1-1)	Hand (3)	3:06	3-3	3rd	-1.5	10,375	3	55,583
7	4/5	vTOR	W, 3-2	r-Cimber (1-0)	r-Biagini (0-1)		2:42	4-3	3rd	-0.5	12,881	4	68,464
8	4/6	vTOR	W, 7-2	Carrasco (1-1)	Pannone (0-2)		3:20	5-3	3rd	-0.5	18,429	5	86,893
9	4/7	vTOR	W, 3-1	Clevinger (1-0)	Stroman (0-2)	Hand (4)	2:36	6-3	2nd	-0.5	17,264	6	104,157
9	4/8	OFF DAY						6-3	2nd	-0.5			
10	4/9	@DET	W, 8-2	Kluber (1-2)	Zimmermann(0-1)		2:32	7-3	1st	+0.5	12,114		
11	4/10	@DET	L, 1-4	Boyd (1-1)	Bauer (1-1)	Greene (8)	3:14	7-4	2nd	-0.5	11,128		
12	4/11	@DET	W, 4-0	Bieber (1-0)	Turnbull (0-2)		2:47	8-4	1st	+0.5	13,910		
13	4/12	@KC	L, 1-8	Keller (2-1)	Carrasco (1-2)		3:10	8-5	T1st	---	11,950		
14	4/13	@KC	L, 0-3	Bailey (1-1)	Rodriguez (0-1)	Peralta (1)	2:26	8-6	T2nd	-0.5	15,188		
15	4/14	@KC	L, 8-9	r-Peralta (1-1)	r-Hand (0-1)		3:27	8-7	T2nd	-1.5	14,303		
16	4/15	@SEA	W, 6-4	Bauer (2-1)	Kikuchi (0-1)	Hand (5)	3:33	9-7	2nd	-0.5	11,214		
17	4/16	@SEA	W, 4-2	Bieber (2-0)	Leake (2-1)	Hand (6)	3:07	10-7	1st	+0.5	11,826		
18	4/17	@SEA	W, 1-0	Carrasco (2-2)	Swanson (0-1)	Wittgren (1)	2:32	11-7	1st	+0.5	13,325	12	185,361
18	4/18	OFF DAY						11-7	1st	+1.0			
18	4/19	vATL	PPD. RAIN (made up as part of a traditional doubleheader, April 20)					11-7	1st	+1.0			
19	4/20(1)	vATL	W, 8-4	Kluber (2-2)	Teheran (2-2)		3:04	12-7	1st	+1.0	---		
20	4/20(2)	vATL	L, 7-8	r-Cimber (2-0)	r-Cimber (1-1)	Minter (2)	3:54	12-8	T1st	---	23,035	7	127,192
21	4/21	vATL	L, 5-11	Fried (3-0)	Bieber (2-1)		3:22	12-9	2nd	-1.0	16,039	8	143,231
21	4/22	OFF DAY						12-9	2nd	-1.5			
22	4/23	vMIA	L, 1-3	Lopez (2-3)	r-Ramírez (0-1)	Romo (3)	2:42	12-10	T2nd	-1.5	12,963	9	156,194
23	4/24	vMIA	W, 6-2	r-Wittgren (1-0)	r-Conley (0-3)		2:53	13-10	2nd	-0.5	13,046	10	169,240
24	4/25	@HOU	W, 2-1	Bauer (3-1)	Cole (1-4)	Hand (7)	2:40	14-10	T1st	---	24,948		
25	4/26	@HOU	W, 6-3	r-Cimber (2-1)	r-Rondon (2-1)	Hand (8)	3:19	15-10	T1st	---	38,084		
26	4/27	@HOU	L, 3-4(10)	r-Osuna (2-0)	r-Cimber (2-2)		3:12	15-11	2nd	-1.0	38,667		
27	4/28	@HOU	L, 1-4	r-Valdez (1-1)	Carrasco (2-3)	Pressly (2)	2:48	15-12	2nd	-2.0	31,025		
27	4/29	OFF DAY						15-12	2nd	-2.5			
28	4/30	@MIA	W, 7-4	Bauer (4-1)	Alcántara (1-3)	Hand (9)	2:56	16-12	2nd	-1.5	7,247		
MARCH/APR: 16-12, 2nd place, 1.5 games back .215 (195-906), .301 OB%, 109 RS (3.9 RS/G) 3.53 ERA (245.0 IP, 96 ER)													
29	5/1	@MIA	L, 2-4	Smith (3-0)	Kluber (2-3)	Romo (5)	2:38	16-13	2nd	-2.5	7,262	18	332,594
29	5/2	OFF DAY						16-13	2nd	-3.0			
30	5/3	vSEA	W, 2-1	r-Hand (1-1)	r-Swarzak (2-1)		2:46	17-13	2nd	-2.0	16,334	11	185,574
31	5/4	vSEA	W, 5-4	r-Olson (1-0)	r-Sadzeck (0-1)	Hand (10)	2:41	18-13	2nd	-2.0	18,420	12	203,994
32	5/5	vSEA	L, 0-10	Swanson (1-3)	Anderson (0-1)		2:54	18-14	2nd	-2.0	19,665	13	223,659
33	5/6	vCWS	L, 1-9	Nova (1-3)	Bauer (4-2)		3:01	18-15	2nd	-3.0	12,745	14	236,404
34	5/7	vCWS	L, 0-2	Giolito (3-1)	Rodriguez (0-2)	Colomé (7)	2:58	18-16	2nd	-4.0	12,961	15	249,365
35	5/8	vCWS	W, 5-3	r-Hand (2-1)	r-Fry (1-1)		2:50	19-16	2nd	-4.0	12,519	16	261,884
36	5/9	vCWS	W, 5-0(5)	CARRASCO (3-3)	Bañuelos (2-2)		1:45	20-16	2nd	-3.5	13,247	17	275,131
37	5/10	@OAK	L, 3-4(12)	r-Soria (1-2)	r-Hand (2-2)		3:41	20-17	2nd	-4.5	36,913		
38	5/11	@OAK	L, 2-3	r-Treinen (2-2)	r-Cole (0-1)		3:13	20-18	2nd	-5.0	18,278		
39	5/12	@OAK	W, 5-3	Rodriguez (1-2)	Mengden (0-1)	Hand (11)	2:57	21-18	2nd	-4.0	18,891		
40	5/13	@CWS	L, 2-5	López (3-4)	Bieber (2-2)	Colomé (8)	2:28	21-19	2nd	-4.0	16,471		
41	5/14	@CWS	W, 9-0	Carrasco (4-3)	Bañuelos (2-3)		3:06	22-19	2nd	-4.0	18,823	23	441,970
41	5/15	OFF DAY						22-19	2nd	-4.5			
42	5/16	vBAL	W, 14-7	r-Cole (1-1)	r-Ynoa (0-1)		3:54	23-19	2nd	-4.5	16,324	18	291,455
43	5/17	vBAL	L, 1-5	Bundy (2-5)	Rodriguez (1-3)		2:54	23-20	2nd	-5.5	22,999	19	314,454
44	5/18	vBAL	W, 4-1	Plutko (1-0)	Means (5-4)	Hand (12)	2:36	24-20	2nd	-5.5	25,652	20	340,106
45	5/19	vBAL	W, 10-0	BIEBER (3-2)	Y. Ramirez (0-2)		2:49	25-20	2nd	-4.5	21,377	21	361,483
46	5/20	vOAK	L, 4-6	Anderson (5-3)	Carrasco (4-4)	Treinen (8)	3:19	25-21	2nd	-5.5	12,563	22	374,046
47	5/21	vOAK	L, 3-5	r-Hendriks (2-0)	Bauer (4-3)	Treinen (9)	3:22	25-22	2nd	-6.5	13,705	23	387,751
48	5/22	vOAK	L, 2-7	Montas (6-2)	Rodriguez (1-4)		3:14	25-23	2nd	-7.0	17,010	24	404,761
49	5/23	vTB	L, 2-7	Yarborough (3-1)	Plutko (1-1)		2:47	25-24	2nd	-8.0	18,884	25	423,645
50	5/24	vTB	W, 3-1	r-Cole (2-1)	-Alvarado (0-4)	Hand (13)	3:20	26-24	2nd	-8.0	24,084	26	447,729
51	5/25	vTB	L, 2-6	Morton (5-0)	Carrasco (4-5)		2:55	26-25	2nd	-9.0	25,882	27	473,611
52	5/26	vTB	L, 3-6	r-Beeks (4-0)	Bauer (4-4)	Alvarado (6)	3:18	26-26	2nd	-10.0	20,288	28	493,899

(xx) - extra inning game r - relief decision PITCHER IN CAPS - complete game

2019 SEASON IN REVIEW

2019 INDIANS DAY-BY-DAY

GAME	DATE	OPP	WL SCORE	WINNING PITCHER	LOSING PITCHER	SAVE	TOG	W/L	POS	GBA(wd)	ATTEND	HOME DATE	HOME TOTAL
53	5/27	@BOS	L, 5-12	Porcello (4-4)	Rodriguez (1-5)		3:32	26-27	2nd	-10.0	37,113		
54	5/28	@BOS	W, 7-5	r-Wittgren (2-0)	r-Lakins (0-1)	Hand (14)	4:03	27-27	2nd	-10.0	32,984		
55	5/29	@BOS	W, 14-9	Bieber (4-2)	Weber (1-1)	Hand (15)	3:42	28-27	2nd	-9.5	34,824		
56	5/30	@CWS	L, 4-10	Bañuelos (3-4)	Carrasco (4-6)		3:10	28-28	2nd	-9.5	22,182		
57	5/31	@CWS	L, 1-6	Covey (1-4)	Bauer (4-5)		2:41	28-29	T2nd	-10.5	21,652		
MAY: 12-17, 2nd place, 10.5 games behind													
.237 (225-948), .327 OB%, 120 RS (4.1 RS/G) 4.48 ERA (253.1 IP, 126 ER)													
58	6/1	@CWS	W, 5-2	r-Pérez (1-0)	Nova (3-5)	Hand (16)	2:50	29-29	2nd	-10.5	25,873		
59	6/2	@CWS	L, 0-2	Giolito (8-1)	Plesac (0-1)	Colomé(12)	2:30	29-30	T2nd	-11.5	26,453	30	643,051
59	6/3	OFF DAY						29-30	T2nd	-11.5			
60	6/4	vMIN	W, 5-2	Bieber (5-2)	Smeltzer (0-1)	Hand (17)	2:25	30-30	2nd	-10.5	15,814	29	509,713
61	6/5	vMIN	W, 9-7	r-Wittgren (3-0)	r-Parker (0-2)	Hand (18)	3:26	31-30	2nd	-9.5	16,962	30	526,675
62	6/6	vMIN	L, 4-5	Berrios (8-2)	Bauer (4-6)	Rogers (6)	3:02	31-31	2nd	-10.5	15,350	31	542,025
63	6/7	vNYY	W, 5-2	Plesac (1-1)	Germán (9-2)	Hand (19)	2:23	32-31	2nd	-10.5	31,531	32	573,556
64	6/8	vNYY	W, 8-4	Plutko (2-1)	Sabathia (3-3)		2:39	33-31	2nd	-9.5	32,239	33	605,795
65	6/9	vNYY	L, 6-7(10)	r-Chapman (1-1)	r-Pérez (1-1)	Tarpley (1)	3:56	33-32	2nd	-10.5	29,028	34	634,823
65	6/10	OFF DAY						33-32	2nd	-10.5			
66	6/11	vCIN	W, 2-1(10)	r-Hand (3-2)	r-Iglesias (1-6)		3:15	34-32	2nd	-10.5	24,101	35	658,924
67	6/12	vCIN	L, 2-7	DeSclafani (3-3)	Plesac (1-2)		3:07	34-33	2nd	-10.5	24,045	36	682,969
67	6/13	OFF DAY						34-33	2nd	-11.0			
68	6/14	@DET	W, 13-4	Plutko (3-1)	Carpenter (1-4)		3:08	35-33	2nd	-11.0	22,362		
69	6/15	@DET	W, 4-2	Bieber (6-2)	r-Ramirez (3-1)	Hand (20)	2:43	36-33	2nd	-11.0	25,523		
70	6/16	@DET	W, 8-0	Bauer (5-6)	Turnbull (3-6)		2:45	37-33	2nd	-10.0	26,705		
71	6/17	@TEX	L, 2-7	Lynn (8-4)	Clevinger (1-1)		2:52	37-34	2nd	-10.0	20,860		
72	6/18	@TEX	W, 10-3	Plesac (2-2)	Sampson (5-4)		3:13	38-32	2nd	-10.0	19,223		
73	6/19	@TEX	W, 10-4	r-Pérez (2-1)	Palumbo (0-1)		3:17	39-34	2nd	-9.0	22,906		
74	6/20	@TEX	L, 2-4	Minor (7-4)	Bieber (6-3)	Kelley (9)	2:35	39-35	2nd	-9.0	18,531	37	799,161
75	6/21	vDET	W, 7-6	r-Cimber (3-2)	r-Jiménez (2-5)	Hand (21)	3:16	40-35	2nd	-9.0	30,717	37	713,686
76	6/22	vDET	W, 2-0	Civale (1-0)	Turnbull (3-7)	Hand (22)	2:47	41-35	2nd	-9.0	30,103	38	743,789
77	6/23	vDET	W, 8-3	Plesac (3-2)	Norris (2-6)		2:33	42-35	2nd	-8.0	25,790	39	769,579
78	6/24	vKC	W, 3-2(10)	r-Hand (4-2)	r-Peralta (2-4)		3:05	43-35	2nd	-7.5	15,413	40	784,992
79	6/25	vKC	L, 6-8	r-McCarthy (2-1)	r-Hand (4-3)	Kennedy(10)	3:27	43-36	2nd	-8.5	21,766	41	806,758
80	6/26	vKC	W, 5-3	Bauer (6-6)	Junis (4-7)		2:49	44-36	2nd	-8.5	22,246	42	829,004
80	6/27	OFF DAY						44-36	2nd	-8.0			
81	6/28	@BAL	L, 0-13	Means (7-4)	Clevinger (1-2)		2:56	44-37	2nd	-8.0	21,248		
82	6/29	@BAL	L, 0-13	Cashner (8-3)	Plesac (3-3)		2:57	44-38	2nd	-9.0	26,998		
83	6/30	@BAL	W, 2-0	Bieber (7-3)	Ynoa (0-6)	Hand (23)	2:51	45-38	2nd	-8.0	20,048		
JUNE: 17-9, 2nd place, 8.0 games behind													
.262 (231-883), .318 OB%, 128 RS (4.9 RS/G) 4.11 ERA (232.0 IP, 106 ER)													
83	7/1	OFF DAY						45-38	2nd	-8.0			
84	7/2	@KC	W, 9-5	Bauer (7-6)	Junis (4-8)		3:22	46-38	2nd	-7.0	18,394		
85	7/3	@KC	W, 4-0	Clevinger (2-2)	Duffy (3-5)		2:46	47-38	2nd	-7.0	25,049		
86	7/4	@KC	W, 8-4	r-Cimber (4-2)	r-López (1-7)		3:30	48-38	2nd	-6.0	18,076		
86	7/5	OFF DAY						48-38	2nd	-6.5			
87	7/6	@CIN	W, 7-2	Bieber (8-3)	r-Lorezenz (0-2)		2:50	49-38	2nd	-6.5	36,504		
88	7/7	@CIN	W, 11-1	Bauer (8-6)	Mahle (2-9)		3:24	50-38	2nd	-5.5	27,041	45	992,519
88	7/8-11	ALL-STAR BREAK						50-38	2nd	-5.5/+1.5			
1st Half: 50-38, 2nd place, 5.5 games behind													
.244 (713-2922), .322 OB%, 396 RS (4.5 RS/G) 3.94 ERA (775.1 IP, 339 ER)													
89	7/12	vMIN	L, 3-5	r-Littell (2-0)	r-Pérez (2-2)	Rogers (13)	3:44	50-39	2nd	-6.5/+5	30,857	43	859,861
90	7/13	vMIN	L, 2-6	Odorizzi (11-4)	Bauer (8-7)		3:24	50-40	2nd	-7.5/0.5	32,277	44	892,138
91	7/14	vMIN	W, 4-3	r-Cimber (5-2)	r-May (3-2)	Hand (24)	3:00	51-40	2nd	-6.5/0.5	25,194	45	917,332
92	7/15	vDET	W, 8-6	r-Wittgren (4-0)	r-Alcántara (3-2)	Hand (25)	2:55	52-40	2nd	-6.0	15,735	46	933,067
93	7/16	vDET	W, 8-0	r-Goody (1-0)	Carpenter (1-6)		2:23	53-40	2nd	-5.0	16,769	47	949,836
94	7/17	vDET	W, 7-2	Clevinger (3-2)	Turnbull (3-9)	Wittgren (2)	2:59	54-40	2nd	-4.0	18,894	48	968,730
95	7/18	vDET	W, 6-3	Bauer (9-7)	Boyd (6-8)	Hand (26)	3:06	55-40	2nd	-4.0/+1	17,500	49	986,230
96	7/19	vKC	W, 10-5	Bieber (9-3)	Montgomery (1-3)		3:20	56-40	2nd	-3.0/+2	26,640	50	1,012,870
97	7/20	wKC	L, 0-1	Junis (6-8)	Plutko (3-2)	Kennedy (17)	2:41	56-41	2nd	-3.0/+2	31,958	51	1,044,828
98	7/21	wKC	W, 5-4	Plesac (4-3)	Sparkman (3-6)	Hand (27)	2:47	57-41	2nd	-3.0/+2	23,564	52	1,068,392
99	7/22	@TOR	W, 7-3	Clevinger (4-2)	Borucki (0-1)		2:55	58-41	2nd	-3.0/+3	22,295		
100	7/23	@TOR	L, 1-2(10)	r-Giles (2-2)	r-Olson (1-1)		3:19	58-42	2nd	-3.0/+3	22,186		
101	7/24	@TOR	W, 4-0	Bieber (10-3)	Stroman (6-11)		2:24	59-42	2nd	-2.0/+3	25,385		
102	7/25	@KC	W, 5-4(14)	r-Goody (2-0)	r-Flynn (2-2)	Cole (1)	4:51	60-42	2nd	-2.0/+3.5	15,224		
103	7/26	@KC	W, 8-3	Plesac (5-3)	Junis (6-9)		2:56	61-42	2nd	-2.0/+4	26,609		
104	7/27	@KC	W, 9-1	Clevinger (5-2)	Sparkman (3-7)		3:04	62-42	2nd	-1.0/+4	31,181		
105	7/28	@KC	L, 6-9	Duffy (5-5)	Bauer (9-8)	Kennedy(20)	2:55	62-43	2nd	-2.0/+3.5	14,380	52	1,149,779
105	7/29	OFF DAY						62-43	2nd	-2.0/+3.5			

(xx) - extra inning game r - relief decision PITCHER IN CAPS - complete game

2019 INDIANS DAY-BY-DAY

GAMEDATE	OPP.	WL SCORE	WINNING PITCHER	LOSING PITCHER	SAVE	TOG	WL	POS	GB/A(wc)	ATTEND	HOME DATE	HOME TOTAL
106 7/30	vHOU	L, 0-2	Verlander (14-4)	Bieber (10-4)	Osuna (24)	2:44	62-44	2nd	-3.0/+2.5	21,589	53	1,089,981
107 7/31	vHOU	W, 10-4	Plesac (6-3)	Urquidy (1-1)		3:10	63-44	2nd	-3.0/+3	23,961	54	1,113,942
JULY: 18-6, 2nd place, 3.0 games behind												
.284 (240-844), .347 OB%, 142 RS (5.9 RS/G) 2.77 ERA (220.2 IP, 68 ER)												
108 8/1	vHOU	L, 7-3	Cole (13-5)	Salazar (0-1)		3:10	63-45	2nd	-3.0/+2.0	21,536	55	1,135,478
109 8/2	vLAA	W, 1-7	Clevinger (6-2)	Cole (1-2)		2:55	64-45	2nd	-3.0/+2.5	28,386	56	1,163,864
110 8/3	vLAA	W, 7-2	Plutko (4-2)	r-Cahill (3-7)		2:59	65-45	2nd	-3.0/+2.5	31,222	57	1,195,086
111 8/4	vLAA	W, 6-2	Bieber (11-4)	Barria (4-5)		3:00	66-45	2nd	-3.0/+2.5	26,099	58	1,221,185
112 8/5	vTEX	L, 0-1	Minor (10-6)	Civale (1-1)	Leclerc (7)	2:49	66-46	2nd	-4.0/+2.5	17,690	59	1,238,875
112 8/6	vTEX	PPD. RAIN (made up as part of a traditional doubleheader, Aug. 7)					66-46	2nd	-3.5/+1.5			
113 8/7(1)	vTEX	W, 2-0	r-Goody (3-0)	Jurado (6-7)	Hand (28)	2:32	67-46	2nd	-3.0			
114 8/7(2)	vTEX	W, 5-1	r-Cole (3-1)	Lynn (14-7)	Wittgren (3)	2:55	68-46	2nd	-2.0/+3	24,888	60	1,263,763
115 8/8	@MIN	W, 7-5	Clevinger (7-2)	Gibson (11-5)	Hand (29)	3:39	69-46	2nd	-1.0/+4	32,517		
116 8/9	@MIN	W, 6-2	Bieber (12-4)	Smeltzer (1-2)		3:09	70-46	T1st	---/+4	36,641		
117 8/10	@MIN	L, 1-4	Odorizzi (13-5)	Plutko (4-3)	Rogers (78)	3:07	70-47	2nd	-1.0/+4	35,268		
118 8/11	@MIN	W, 7-3(10)	r-Hand (5-3)	r-Rogers (2-3)		3:29	71-47	T1st	---/+4	37,849	56	1,292,054
119 8/12	vBOS	W, 6-5	r-Hand (6-3)	r-Walden (7-2)		3:34	72-47	1st	+0.5	24,770	61	1,288,533
120 8/13	vBOS	L, 6-7(10)	r-Workman (9-1)	r-Wittgren (4-1)	Cashner (1)	4:07	72-48	2nd	-0.5/+4.5	26,662	62	1,315,195
121 8/14	vBOS	L, 1-5	r-Eovaldi (1-0)	Bieber (12-5)		3:18	72-49	2nd	-0.5/+3.5	29,535	63	1,344,730
122 8/15	@NYY	W, 19-5	Plutko (5-3)	Green (2-4)		3:28	73-49	2nd	-0.5/+3.5	44,654		
123 8/16	@NYY	L, 2-3	Tanaka (9-6)	Civale (1-2)	Chapman(34)	2:39	73-50	2nd	-1.5/+2.5	45,015		
124 8/17	@NYY	L, 5-6	Paxton (9-6)	Plesac (6-4)	Chapman(35)	2:54	73-51	2nd	-2.5/+1.5	47,347		
125 8/18	@NYY	W, 8-4	Clevinger (8-2)	Sabathia (5-7)		3:40	74-51	2nd	-2.5/+2.5	45,682		
125 8/19	OFF DAY											
126 8/20	@NYM	L, 2-9	Matz (8-7)	Bieber (12-6)		2:41	74-52	2nd	-3.0/+1.5	33,800		
127 8/21	@NYM	L, 3-4(10)	r-Avilán (4-0)	r-Hand (6-4)		3:22	74-53	2nd	-3.0/+0.5	28,349		
128 8/22	@NYM	L, 0-2 (8)	Syndergaard(9-6)	Civale (1-3)	Sewald (1)	2:08	74-54	2nd	-3.5/-0.5	30,998	63	1,568,116
129 8/23	vKC	W, 4-1	Plesac (7-4)	Junis (8-12)	Hand (30)	2:50	75-54	2nd	-2.5 ---	31,946	64	1,376,676
130 8/24	vKC	W, 4-2	Clevinger (9-2)	Sparkman (3-9)	Hand (31)	3:07	76-54	2nd	-2.5/+1	33,349 ^(so)	65	1,410,025
131 8/25	vKC	L, 8-9(10)	r-Kennedy (1-2)	r-Goody (3-1)	López (1)	3:39	76-55	2nd	-3.5/+1	29,360	66	1,439,385
131 8/26	OFF DAY											
132 8/27	@DET	W, 10-1	Plutko (6-3)	Tumbull (3-13)		3:12	77-55	2nd	-3.5/+1.5	15,715		
133 8/28	@DET	W, 4-2	Civale (2-3)	r-Farmer (5-5)	Hand (32)	2:33	78-55	2nd	-3.5/+2.5	15,834		
134 8/29	@DET	W, 2-0	Clevinger (10-2)	Norris (3-11)	Hand (33)	2:34	79-55	2nd	-3.5/+2.5	16,855		
135 8/30	@TB	L, 0-4	r-Drake (3-1)	Bieber (12-7)		2:52	79-56	2nd	-4.5/+1.5	15,294		
136 8/31	@TB	L, 6-9	r-Beeks (6-3)	Plesac (7-5)	Pagan (16)	3:18	79-57	2nd	-4.5/+0.5	13,327		
AUGUST: 16-13, 2nd place, 4.5 games behind												
.260 (253-974), .326 OB%, 139 RS (4.8 RS/G) 3.37 ERA (256.2 IP, 96 ER)												
137 9/1	@TB	L, 2-8	Morton (14-6)	Plutko (6-4)		3:01	79-58	2nd	-5.5/+0.5	14,922	69	1,660,063
138 9/2	vCWS	W, 11-3	Civale (3-3)	Detwiler (2-5)		4:07	80-58	2nd	-5.5/+1	16,149	67	1,455,534
139 9/3	vCWS	L, 5-6	r-Marshall (4-2)	r-Carrasco (4-7)	Colomé (26)	3:05	80-59	2nd	-6.5 ---	17,397	68	1,472,931
140 9/4	vCWS	W, 8-6	Bieber (13-7)	Nova (9-12)	Wittgren (4)	3:54	81-59	2nd	-5.5 ---	25,488	69	1,498,419
141 9/5	vCWS	L, 1-7	López (9-12)	Plesac (7-6)		2:38	81-60	2nd	-6.5/-1	18,913	70	1,517,332
142 9/6	@MIN	W, 6-2(11)	r-Clippard (1-0)	r-Thorpe (2-2)		4:16	82-60	2nd	-5.5/-0.5	35,418		
143 9/7	@MIN	L, 3-5	r-Littell (4-0)	r-Cimber (5-3)	Rogers (25)	3:16	82-61	2nd	-6.5/-1.5	39,573		
144 9/8	@MIN	W, 5-2	Clevinger (11-2)	Dobnak (0-1)	Hand (34)	3:07	83-61	2nd	-5.5/-1.5	31,380		
145 9/9	@LAA	W, 6-2	Bieber (14-7)	Sandoval (0-3)		3:11	84-61	2nd	-5.0/-0.5	35,753		
146 9/10	@LAA	W, 8-0	Plesac (8-6)	Suarez (2-6)		2:46	85-61	2nd	-5.0/-0.5	35,508		
147 9/11	@LAA	W, 4-3	r-Carrasco (5-7)	Peters (3-6)	Cimber (1)	3:24	86-61	2nd	-4.0/-0.5	33,952	75	1,871,647
147 9/12	OFF DAY											
147 9/13	vMIN	PPD. RAIN (made up at 1:10 pm, Sept. 14)										
148 9/14(d)	vMIN	L, 0-2	r-Littell (5-0)	Clevinger (11-3)	Rogers (26)	2:53	86-62	2nd	-4.5/-1.5	24,258	71	1,541,590
149 9/14(n)	vMIN	L, 5-9	r-Graterol (1-0)	r-Pérez (2-3)		3:02	86-63	2nd	-5.5/-2.5	31,841 ^(so)	72	1,573,431
150 9/15	vMIN	W, 7-5	r-Wittgren (5-1)	r-Romero (0-1)	Pérez (1)	3:09	87-63	2nd	-4.5/-1.5	26,414	73	1,599,845
150 9/16	OFF DAY											
151 9/17	vDET	W, 7-2	Plutko (7-4)	Reininger (0-3)		2:56	88-63	2nd	-5.0/-0.5	19,108	74	1,618,953
152 9/18	vDET	W, 2-1(10)	r-Cimber (6-3)	r-Cisneros (0-4)		2:45	89-63	2nd	-4.0/-0.5	15,828	75	1,634,781
153 9/19	vDET	W, 7-0	Clevinger (12-3)	Norris (3-13)		3:17	90-63	2nd	-4.0 ---	19,432	76	1,654,211
154 9/20	vPHI	W, 5-2	Bieber (15-7)	Smyly (4-7)	Carrasco(1)	3:01	91-63	2nd	-4.0 ---	26,329	77	1,680,542
155 9/21	vPHI	L, 4-9	Vargas (7-8)	Pérez (2-4)		3:17	91-64	2nd	-4.0/-1	32,791	78	1,713,333
156 9/22	vPHI	W, 10-1	r-Carrasco (6-7)	Velasquez (7-8)		3:04	92-64	2nd	-4.0 ---	25,309	79	1,738,642
156 9/23	OFF DAY											
157 9/24	@CWS	W, 11-0	Clevinger (13-3)	Fulmer (1-2)		3:02	93-64	2nd	-4.0/-0.5	13,940		
158 9/25	@CWS	L, 3-8	Detwiler (3-5)	Bieber (15-8)	Colomé(30)	3:17	93-65	2nd	-5.0/-1.5	15,980		
159 9/26	@CWS	L, 0-8	r-Osich (4-0)	Civale (3-4)		2:57	93-66	2nd	-6.0/-2.0	16,273		
160 9/27	@WSH	L, 2-8	Voth (2-1)	r-Goody (3-2)		2:44	93-67	2nd	-7.0/-3.0	27,434		
161 9/28	@WSH	L, 7-10	r-Hudson (9-3)	Plutko (7-5)		3:10	93-68	2nd	-8.0/-3.0	38,435		
162 9/29	@WSH	L, 2-8	J. Ross (4-4)	Clevinger (13-4)		2:50	93-69	2nd	-8.0/-3.0	36,764	81	2,020,473
SEPT.: 14-12, 2nd place, 8.0 games behind												
2nd Half: 43-31, 2nd place, 8.0 games behind												
.256 (641-2503), .325 OB%, 373 RS (5.0 RS/G) 3.57 ERA (662.1 IP, 263 ER)												
(xx) extra inning game r- relief decision PITCHER IN CAPS - complete game												

2019 SEASON IN REVIEW

2019 WON-LOST BREAKDOWN

	HOME		ROAD		TOTALS		PCT.
	W	L	W	L	W	L	
SEASON TOTALS	49	32	44	37	93	69	.574
vs. Baltimore	3	1	1	2	4	3	.571
Boston	1	2	2	1	3	3	.500
New York	2	1	2	2	4	3	.571
Tampa Bay	1	3	0	3	1	6	.143
Toronto	4	0	2	1	6	1	.857
A.L. EAST TOTALS	11	7	7	9	18	16	.529
vs. Chicago-AL	5	5	3	6	8	11	.421
Detroit	10	0	8	1	18	1	.947
Kansas City	6	3	6	4	12	7	.632
Minnesota	4	5	6	4	10	9	.526
A.L. CENTRAL TOTALS	25	13	23	15	48	28	.632
vs. Houston	1	2	2	2	3	4	.429
Los Angeles	3	0	3	0	6	0	1.000
Oakland	0	3	1	2	1	5	.167
Seattle	2	1	3	0	5	1	.833
Texas	2	1	2	2	4	3	.571
A.L. WEST TOTALS	8	7	11	6	19	13	.594
vs. Atlanta	1	2	0	0	1	2	.333
Cincinnati	1	1	2	0	3	1	.750
Miami	1	1	1	1	2	2	.500
Washington	0	0	0	3	0	3	.000
New York-NL	0	0	0	3	0	3	.000
Philadelphia	2	1	0	0	2	1	.667
NATIONAL LEAGUE	5	5	3	7	8	12	.400
March/April	7	4	9	8	16	12	.571
May	8	10	4	7	12	17	.414
June	10	4	7	5	17	9	.654
July	7	3	11	3	18	6	.750
August	8	5	8	8	16	13	.552
Sept	8	5	6	7	14	12	.538
Shutouts	6	6	10	8	16	14	.533
SHO - Individual	2	0	3	0	5	0	1.000
Extra Innings	3	3	3	4	6	7	.462
One-Run Decisions	10	8	5	8	15	16	.484
Two-Run Decisions	12	8	9	6	21	14	.600
Starters	28	22	34	29	62	51	.549
Relievers	21	10	10	8	31	18	.633
Day Games	18	11	16	15	34	26	.567
Night Games	31	21	28	22	59	43	.578
vs. RH Starters	31	21	29	26	60	47	.561
LH Starters	18	11	15	11	33	22	.600
Doubleheaders	1	0	0	0	1	0	-
	Split 1		Split 0		Split 1		

Bob Feller Act of Valor Award

In 2013, the Cleveland Indians, the United States Navy and the National Baseball Hall of Fame established the Bob Feller Act of Valor Award. The award was created to honor those whose actions, values and dedication to our servicemen and women represent the dignity and integrity displayed by Feller himself. Mr. Feller was the first baseball player to enlist in World War II -- a day following the attack on Pearl Harbor -- and earned the rank of Chief Petty Officer after serving aboard the USS Alabama. The seventh Bob Feller Act of Valor Award reception was held on Nov. 14, 2019 at the U.S. Navy Memorial in Washington, D.C. where **Randy Johnson**, **Ian Kennedy**, U.S. Navy Chief Petty Officer **Jairo N. Guity** USN; Gunnery Sergeant **Josh A. MacMillan** (Jerry Coleman winner); were honored. Each possesses the values, integrity and dedication to serving our country that Bob Feller himself displayed.



2013 Recipients

Justin Verlander (Player)
Yogi Berra (Hall of Famer)
U.S. Navy Chief Hospital
Corpsman Garth Sinclair
(U.S. Navy rep)

2014 Recipients

Nick Swisher (Player)
Tommy Lasorda (Hall of Famer)
U.S. Navy Chief Hospital
Corpsman Carl Thompson
(U.S. Navy rep)

2015 Recipients

Jonathan Lucroy (Player)
George Brett (Hall of Famer)
Chief Petty Officer
Genell Cody (U.S Navy rep)
Staff Sergeant Rene Segura
(U.S. Navy rep)

2016 Recipients

Brad Ziegler (Player)
Rod Carew (Hall of Famer)
Chief Petty Officer Chris
Beeding (U.S Navy rep);
Gunnery Sergeant Marshall
Cleveland (U.S. Marines rep))

2017 Recipients

Darren O'Day (Player)
Tom Seaver (Hall of Famer)
BMC SW/AW Edmundo
Brantes (U.S Navy rep)
Staff Sergeant Adam
Plambeck (Marines)
Jerry Coleman winner

2018 Recipients

Sean Doolittle (Player)
Johnny Bench (HOF)
Aviation Ordnanceman Chief
Shawn M. Wingle (USN)
Gunnery Sergeant Johnathan
S. Rose (Marines)
Jerry Coleman winner

Cleveland Indians Records/History

All-Time Roster	290-299	Longest Tenure with Cleveland	307
Attendance, Year-by-Year	308	Managers	305
Awards	314-317	Miscellaneous Records	357
BATTING		Opening Day Line-Ups	309-313
Hitting Streaks	335	PITCHING	
Home Run Records	331-334	League Leaders	350-351
League Leaders	329-330	Records	344-348
Miscellaneous/Cycle/8RBI games	326	Team Leaders	342-343
Records	324-328	Top Ten	340-341
Team Leaders	322-323	Twenty-Game Winners	349
Top Ten	318-319	Year-by-Year	338-339
Year-by-Year	320-321	Record vs. Opponents	309
FIELDING		Retired Uniform Numbers	302-303
Records	353-354	Starts, Best and Worst	304
Year-by-Year	338-339	Streaks, Winning and Losing	306
Cleveland All-Star Review	358-359		
Finishes	300-301		
Home-Road Breakdown	356-357		
Important Dates	355		

ALL-TIME ROSTER

Includes all players who have participated in one or more official American League Games with Cleveland from 1901 through 2019...a total of 1,903. Bold face denotes members of Top 100 Greatest Indians Roster as selected for the Indians 100th Anniversary season in 2001.

A		
ABBOTT, Fred (1903-04)	ANDERSEN, Larry (1975, '77, '79)	BAINES, Harold (1999)
ABBOTT, Paul (1993)	ANDERSON, Brady (2002)	BAKER, Bock (1901)
ABER, Al (1950-53)	ANDERSON, Brian (1996-97, '03)	BAKER, Frank (1969, '71)
ABERNATHIE, Bill (1952)	ANDERSON, Bud (1982-83)	BAKER, Howard (1912)
ABERNATHY, Ted (1963-64)	ANDERSON, Cody (2015-19)	BALL, Neal (1909-12)
ABLES, Harry (1909)	ANDERSON, Dwain (1974)	BALLINGER, Mark (1971)
ABREU, Winston (2009)	ANDERSON, Jason (2004)	BANDO, Chris (1981-88)
ACCARDO, Jeremy (2012)	ANDREWS, Ivy Paul (1937)	BANKS, George (1964-66)
ADAMS, Austin (2014-16)	ANDREWS, Nate (1940-41)	BANNISTER, Alan (1980-83)
ADAMS, Bert (1910-12)	ANTONELLI, John (1961)	BARBARE, Walter (1914-16)
ADCOCK, Joe (1963)	APONTE, Luis (1984)	BARBEAU, William (1905-06)
AGEE, Tommie (1962-64)	APPLETON, Pete (1930-32)	BARD, Josh (2002-05)
AGUILAR, Jesus (2014-16)	AQUINO, Greg (2009)	BARFIELD, Josh (2007-09)
AGUAYO, Luis (1989)	ARLIN, Steve (1974)	BARKER, Len (1979-83)
AGUIRRE, Hank (1955-57)	ARMSTRONG, Jack (1992)	BARKER, Ray (1965)
AKERFELDS, Darrel (1987)	ARMSTRONG, Mike (1987)	BARKLEY, Jeff (1984-85)
ALBERS, Matt (2013)	ARMSTRONG, Shawn (2015-17)	BARNES, Brandon (2018)
ALDRETE, Mike (1991)	ARNSBERG, Brad (1992)	BARNES, Brian (1994)
ALEXANDER, Bob (1957)	ASENCIO, Jairo (2012)	BARNES, Rich (1983)
ALEXANDER, Gary (1978-80)	ASHBY, Alan (1973-76)	BARNES, Scott (2012-13)
ALEXANDER, Hugh (1937)	ASPROMONTE, Ken (1960-62)	BARNHART, Leslie (1928, '30)
ALLANSON, Andy (1986-89)	ASSENMACHER, Paul (1995-99)	BARTOSH, Cliff (2004)
ALLEN, Bob (1961-63, '66-67)	ATCHISON, Scott (2014-15)	BASKETTE, James (1911-13)
ALLEN, Chad (2002)	ATHERTON, Keith (1989)	BASSLER, Johnny (1913-14)
ALLEN, Cody (2012-18)	AUBREY, Michael (2008)	BATES, Ray (1913)
ALLEN, Greg (2017-19)	AUSTIN, Rick (1970-71)	BAUER, Rick (2008)
ALLEN, Johnny (1936-40)	AUTRY, Martin (1926-28)	BAUER, Trevor (2013-19)
ALLEN, Logan (2019)	AVEN, Bruce (1997, '02)	BAUERS, Jake (2019)
ALLEN, Neil (1989)	AVERILL, Earl D. (1956, '58)	BAXES, Jim (1959)
ALLEN, Rod (1988)	AVERILL, Earl (1929-39)	BAY, Harry (1902-08)
ALLISON, Milo (1916-17)	AVILA, Bob (1949-58)	BAYNE, William (1928)
ALLRED, Beau (1989-91)	AVILES, Mike (2013-15)	BEALL, John (1913)
ALOMAR, Roberto (1999-2001)	AXFORD, John (2014)	BEAN, Belve (1930-31, '33-35)
ALOMAR, Sandy (1990-2000)	AYALA, Benny (1985)	BEARDEN, Gene (1947-50)
ALMONTE, Abraham (2015-17)	AYLWARD, Dick (1953)	BEARSE, Kevin (1990)
ALONSO, Yonder (2018)	AZCUE, Joe (1963-69)	BECK, Ervin (1901)
B		
ALSTON, Del (1979-80)	BACSIK, Mike (2001)	BECK, George (1914)
ALTIZER, Dave (1908)	BAERGA, Carlos (1990-96, '99)	BECKER, Heinz (1946-47)
ALTOBELLI, Joe (1955, '57)	BÁEZ, Danys (2001-03)	BECKER, Joe (1936-37)
ALVARADO, Luis (1974)	BAGBY, James, Sr. (1916-22)	BEDFORD, Gene (1925)
ALVIS, Max (1962-69)	BAGBY, James, Jr. (1941-45)	BEDGOOD, Phil (1922-23)
AMARO, Ruben (1994-95)	BAILLES, Scott (1986-89)	BEEBE, Fred (1916)
AMBRIZ, Hector (2010)	BAILEY, Steve (1967-68)	BEENE, Fred (1974-75)
		BEHENNA, Rick (1983-85)
		BELISLE, Matt (2018)
		BELIVEAU, Jeff (2018)
		BELL, Beau (1940-41)
		BELL, Buddy (1972-78)
		BELL, David (1995, '98)
		BELL, Eric (1991-92)
		BELL, Gary (1958-67)
		BELL, Jay (1986-88)
		BELLE, Albert (1989-96)
		BELLIARD, Ronnie (2004-06)
		BEMIS, Harry (1902-10)
		BENGE, Ray (1925-26)
		BENJAMIN, Stan (1945)
		BENN, Henry (1914)
		BENTON, Al (1949-50)
		BENTON, Butch (1985)
		BERARDINO, John (1948-50, '52)
		BERE, Jason (2000, 2003)
		BERG, Moe (1931, 34)
		BERGER, Charles (1907-10)
		BERGER, Louis W. (1932, '35-36)
		BERGMAN, Alfred H. (1916)
		BERNAZARD, Tony (1984-87)
		BERNHARD, William (1902-07)
		BERROA, Geronimo (1998)
		BERRY, Joe (1946)
		BERRY, Ken (1975)
		BESCHER, Robert (1918)
		BETANCOURT, Rafael (2003-09)
		BEVACQUA, Kurt (1971-72)
		BEVERLIN, Jason (2002)
		BIBBY, Jim (1975-77)
		BIEBER, Shane (2018-19)
		BIELECKI, Mike (1993)
		BIERBRODT, Nick (2003)
		BILLINGS, John (1913-18)
		BIRAS, Stephen (1944)
		BIRMINGHAM, Joe (1906-14)
		BISHOP, Lloyd (1914)
		BISLAND, Rivington (1914)
		BLACK, Bud (1988-90, '95)
		BLACK, Don (1946-48)
		BLAEHOLDER, George (1936)
		BLAIR, Willie (1991)

BLAKE, Casey (2003-08)
 BLANCO, Ossie (1974)
 BLANDING, Fred (1910-14)
 BLANKS, Larvell (1976-78)
 BLYLEVEN, Bert (1981-85)
 BOCHTE, Bruce (1977)
 BOCKMAN, Eddie (1947)
 BOEHLING, Joe (1916-17, '20)
 BOHNET, John (1982)
 BOLEY, Joe (1932)
 BOLGER, Jim (1959)
 BOLTON, Cecil (1928)
 BOND, Walter (1960-62)
 BONDS, Bobby (1979)
 BONNER, Frank (1902)
 BONNESS, William (1944)
 BOOKER, Richard (1966)
 BOOLES, Seabron (1909)
 BOONE, Aaron (2005-06)
 BOONE, James (1922-23)
 BOONE, Ray (1948-53)
 BORDERS, Pat (1997-99)
 BOROWSKI, Joe (2007-08)
 BOSMAN, Dick (1973-75)
 BOSS, Harley (1933)
 BOUCHER, Denis (1991-92)
BOUDREAU, Lou (1938-50)
 BOURN, Michael (2013-15)
 BOWMAN, Abe (1914-15)
 BOWSFIELD, Ted (1960)
 BOYD, Gary (1969)
 BOYD, Jason (2003)
 BRACKEN, Jack (1901)
 BRADFORD, Buddy (1970-71)
BRADLEY, Bill (1901-10)
 BRADLEY, Bobby (2019)
 BRADLEY, John (1916)
 BRADLEY, Milton (2001-2003)
 BRAGGINS, Richard (1901)
 BRANSON, Jeff (1997-98)
 BRANTLEY, Michael (2009-18)
 BRANYAN, Russ (1998-2002, '10)
 BRENNAN, Addison (1918)
 BRENNAN, Tom (1981-83)
 BRENNER, Delbert (1912)
 BRENTON, Lynn (1913, '15)
 BRENZEL, William (1934-35)
 BRESLOW, Craig (2008, '17)
 BREWINGTON, Jamie (2000)

BREWSTER, Charles (1946)
 BRIDGES, Rocky (1960)
 BRIGGS, Dan (1978)
 BRIGGS, John (1959-60)
 BRISSIE, Lou (1951-53)
 BROACA, John (1939)
 BRODOWSKI, Dick (1958-59)
 BROHAMER, Jack (1972-75, '80)
 BRONKIE, Herman (1910-12)
 BROOKENS, Tom (1990)
 BROUSSARD, Ben (2002-06)
 BROWER, Frank (1923-24)
 BROWER, Jim (1999-2000)
 BROWN, Andrew (2006)
 BROWN, Clint (1928-35, '41-42)
 BROWN, Dick (1957-59)
 BROWN, Jackie (1975-76)
 BROWN, Jordan (2010-11)
 BROWN, Larry (1963-71)
 BROWN, Lloyd (1934-37)
 BROWN, Walter (1927-28)
 BROWNE, Jerry (1989-91)
 BRUCE, Jay (2017)
 BUCK, Travis (2011)
 BUCKEYE, Garland (1925-28)
 BUELOW, Fred (1904-06)
 BULLINGTON, Bryan (2008)
 BURBA, Dave (1998-2001, '02)
 BURKS, Ellis (2001-03)
 BURCHART, Larry (1969)
 BURNETT, John (1927-34)
 BURNITZ, Jeremy (1995-96)
BURNS, George (1920-21, '24-28)
 BURTON, Ellis (1963)
 BUSBY, Jim (1956-57)
 BUSKEY, Tom (1974-77)
 BUTCHER, Henry (1911-12)
 BUTCHER, John (1986)
 BUTLER, Bill (1972)
 BUTLER, Brett (1984-87)
 BYRD, Marlon (2016)
 BYRD, Paul (2006-08)

C

CABRERA, Asdrubal (2007-14)
 CABRERA, Melky (2018)
 CABRERA, Orlando (2011)
 CABRERA, Fernando (2004-07)
 CABRERA, Jolbert (1998 -2002)
 CAFFIE, Joe (1956-57)

CAFFYN, Benjamin (1906)
 CAGE, Wayne (1978-79)
 CAIRNCROSS, Cameron (2000)
 CALDWELL, Bruce (1928)
 CALDWELL, Ray (1919-21)
 CALLAHAN, David (1910-11)
 CALVERT, Paul (1942-45)
 CAMACHO, Ernie (1983-87)
 CAMILLI, Lou (1969-72)
 CAMPBELL, Bruce (1935-39)
 CAMPBELL, Clarence (1940-41)
 CAMPER, Cardell (1977)
 CANDAELE, Casey (1996-97)
CANDIOTTI, Tom (1986-91, '99)
 CANZLER, Russ (2012)
 CARBO, Bernie (1978)
 CARDENAL, Jose (1968-69)
 CARDENAS, Leo (1973)
 CARISCH, Fred (1912-14)
 CARLIN, Luke (2010-12)
 CARLTON, Steve (1987)
 CARNETT, Ed (1945)
 CARR, Charles (1904-05)
 CARRASCO, Carlos (2009-19)
 CARRASQUEL, Chico (1956-58)
 CARREON, Camilo (1965)
 CARREON, Mark (1996)
 CARRERA, Ezequiel (2011-13)
 CARROLL, Jamey (2008-09)
 CARSON, Matt (2013)
 CARSON, Walter (1934-35)
CARTER, Joe (1984-89)
 CARTER, Paul (1914-15)
 CARTY, Rico (1974-77)
 CASE, George (1946)
 CASEY, Sean (1997)
 CASIAN, Larry (1994)
 CASTILLO, Carmen (1982-88)
 CENTER, Earl (1942-43, '45-46)
 CERMAK, Edward (1901)
 CERONE, Rick (1975-76)
 CHAKALES, Bob (1951-54)
 CHAMBERLAIN, Joba (2016)
 CHAMBLISS, Chris (1971-74)
 CHANCE, Bob (1963-64)
 CHANCE, Dean (1970)
 CHANG, Yu (2019)
 CHAPMAN, Ben (1939-40)
CHAPMAN, Ray (1912-20)

CHAPMAN, Sam (1951)
 CHAPPELL, Larry (1916)
CHARBONEAU, Joe (1980-82)
 CHECH, Charles (1908)
 CHEEVES, Virgil (1924)
 CHEN, Bruce (2015)
 CHISENHALL, Lonnie (2011-18)
 CHOO, Shin-Soo (2006-12)
 CHRISTOPHER, Mike (1992-93)
 CHRISTOPHER, Russ (1948)
 CHULK, Vinnie (2009)
 CHURN, Clarence (1958)
 CICOTTE, Al (1959)
 CIHOCKI, Al (1945)
 CIMBER, Adam (2018-19)
 CISSELL, Chalmers (1932-33)
 CIVALE, Aaron (2019)
 CLANTON, Ucal (1922)
 CLARK, Allie (1948-51)
 CLARK, Bryan (1985)
 CLARK, Dave (1986-89)
 CLARK, Harvey (1902)
 CLARK, James (1971)
 CLARK, Mark (1993-95)
 CLARK, Robert (1920-21)
 CLARK, Terry (1997)
 CLARK, William (1924)
 CLARKE, Joshua (1908-09)
 CLARKE, Justin (1905-10)
 CLARKE, Sumpter (1923-24)
 CLARKSON, Walter (1907-08)
 CLEVINGER, Mike (2016-19)
 CLINE, Ty (1960-62)
 CLINGMAN, William (1903)
 CLINTON, Lou (1965)
 CLIPPARD, Tyler (2019)
 CLYDE, David (1978-79)
 CODIROLI, Chris (1988)
COLAVITO, Rocky ('55-59, '65-67)
 COLBERT, Vince (1970-72)
 COLE, A.J. (2019)
 COLE, Albert (1925)
 COLE, Alex (1990-92)
 COLEMAN, Gordon (1959)
 COLEMAN, Robert (1916)
 COLLAMORE, Al (1914-15)
 COLLARD, Earl (1927-28)
 COLLINS, Don (1980)
 COLLUM, Jackie (1962)

COLÓN, Bartolo (1997-2002)
 COLÓN, Joe (2016)
 COMBS, Merrill (1951-52)
 COMER, Steve (1984)
 CONGALTON, William (1905-07)
 CONNALLY, George (1931-34)
 CONNATSER, Bruce (1931-32)
 CONNOLLY, Ed (1967)
 CONNOLLY, Joe (1922-23)
 CONNOR, Joseph (1901)
 CONSTABLE, Jim (1958)
 CONWAY, Jack (1941, 1946-47)
 CONYERS, Herb (1950)
 COOK, Dennis (1992-93, '95)
 CORA, Alex (2005)
 CORA, Joey (1998)
 CORDERO, Wil (1999, 2000-02)
 CORDOVA, Marty (2001)
 CORTES, David (2003)
 COUGHTRY, Marlan (1962)
 COUMBE, Fred (1914-19)
COVELESKI, Stan (1916-24)
 COWGILL, Collin (2016)
 COX, Ted (1978-79)
 CRAGHEAD, Howard (1931-33)
 CRAIG, Rodney (1982)
 CRANDALL, Del (1966)
 CREEL, Keith (1985)
 CRESSEND, Jack (2003-04)
 CRISP, Coco (2002-05; '16)
 CRISTALL, William (1901)
 CROCKETT, Kyle (2014-17)
 CROSBY, Ed (1974-76)
 CROSS, Frank (1901)
 CROWE, Trevor (2009-11)
 CRUCETA, Francisco (2004)
 CRUZ, Jacob (1998-2001)
 CRUZ, Victor (1979-80)
 CULLENBINE, Roy (1943-45)
 CULLOP, Henry (1927)
 CULLOP, Nick (1913-14)
 CULMER, Wil (1983)
 CULVER, George (1966-67)
 CUNNINGHAM, Aaron (2012)
 CURRY, Tony (1966)
 CURTIS, Chad (1997)
 CURTIS, Jack (1963)
 CYPERT, Al (1914)

D

DADE, Paul (1977-79)
 DAILEY, Bill (1961-62)
 DALENA, Pete (1989)
 DALEY, Bud (1955-57)
 DALY, Tom (1916)
 D'AMICO, Jeff (2004)
 DAMON, Johnny (2012)
 DASHNER, Lee (1913)
 DAVALILLO, Vic (1963-68)
 DAVIDSON, Homer (1908)
 DAVIS, Bill (1965-66)
 DAVIS, Harry (1912)
 DAVIS, Jason (2002-07)
 DAVIS, Kane (2000)
 DAVIS, Rajai (2016, 2018)
 DAVIS, Steve (1989)
 DAWLEY, Joe (2004)
 DAWSON, Joe (1924)
 DEAN, Alfred (1941-43)
 DeBERRY, Hank (1916-17)
 DEDMON, Jeff (1988)
 DELAHANTY, Frank (1907)
 de La HOZ, Mike (1960-63)
 DELLUCCI, Dave (2007-09)
 DeLUCIA, Rich (1999)
 DEMETER, Don (1967)
 DEMETER, Steve (1960)
 DeMOTT, Ben (1910-11)
 DEMPSEY, Rick (1987)
 DENNEY, Kyle (2004)
 DENNING, Otto (1942-43)
 DENNY, John (1980-82)
 DENTE, Sam (1954-55)
 DePAULA, Sean (1999-2000, '02)
 DeROSA, Mark (2009)
 DESAUTELS, Gene (1941-43, '45)
 DesJARDIEN, Paul (1916)
 DETORE, George (1930-31)
 DETWILER, Ross (2016)
 DEVLIN, James (1944)
 DÍAZ, Bo (1978-81)
 DÍAZ, Einar (1996-2002)
 DÍAZ, Juan (2012)
 DÍAZ, Yandy (2017-18)
 DICKEN, Paul (1964, '66)
 DICKERSON, Chris (2014)
 DICKERSON, George (1917)
 DILLARD, Don (1959-62)

DILLINGER, Harley (1914)
 DILONE, Miguel (1980-83)
 DiPOTO, Jerry (1993-94)
 DOANE, Walter (1909-10)
 DOBSON, Joe (1939-40)
 DOBSON, Pat (1976-77)
DOBY, Larry (1947-55, '58)
 DOLJACK, Frank (1943)
 DONAHUE, Francis (1903-05)
 DONAHUE, Patrick (1910)
 DONALD, Jason (2010-12)
 DONALDSON, Josh (2018)
 DONNELLY, Brendan (2008)
 DONOHUE, Peter (1931)
 DONOVAN, Dick (1962-65)
 DONOVAN, Mike (1904)
 DONOVAN, Thomas (1901)
 DORAN, William (1922)
 DORMAN, Dwight (1928)
 DORNER, August (1902-03)
 DORSETT, Brian (1987)
 DORSETT, Calvin (1940-41, '47)
 DOWLING, Peter (1901)
 DRAKE, Logan (1922-24)
 DRAKE, Oliver (2018)
 DRAKE, Thomas (1939)
 DRESE, Ryan (2001-2002)
 DREW, Tim (2000-2001)
 DUFFY, Frank (1972-77)
 DUBOIS, Jason (2005)
 DUNCAN, Dave (1973-74)
 DUNCAN, Shelley (2010-12)
 DUNLOP, George (1913-14)
 DUNNING, Steve (1970-73)
 DUNSTON, Shawon (1998)
 DUNWOODY, Todd (2002)
 DURBIN, Chad (2003-04, '11)
 DYBZINSKI, Jerry (1980-82)
 DYCK, James (1954)

E

EAGAN, Charles (1901)
EASTER, Luke (1949-54)
 EASTERLY, Jamie (1983-87)
 EASTERLY, Ted (1909-12)
ECKERSLEY, Dennis (1975-77)
 EDMONDSON, George (1922-24)
 EDMONSON, Ed (1913)
 EDWARDS, Doc (1962-63)
 EDWARDS, Hank (1941-43, '46-49)

EDWARDS, Jim (1922-25)
 EDWARDS, Jon (2018-19)
 EELLS, Harry (1906)
 EGAN, Arthur (1914-15)
 EGLOFF, Bruce (1991)
 EIBEL, Henry (1912)
 EICHELBERGER, Juan (1983)
 EICHRODT, Fred (1925-27)
 EISENSTAT, Harry (1939-42)
 ELARTON, Scott (2004-05, '08)
 ELDER, Dave (2002-03)
 ELLERBE, Frank (1924)
 ELLINGSEN, Bruce (1974)
 ELLIS, John (1973-75)
 ELLISON, George (1920)
 ELLSWORTH, Dick (1969-70)
 EMBREE, Alan (1992, '95-96)
 EMBREE, Charles ('41-42, '44-47)
 ENCARNACION, Edwin (2017-18)
 ENGEL, Joe (1919)
 ENGLE, Arthur (1916)
 ENZMANN, John (1918-19)
 ESCHEN, James (1915)
 ESCOBAR, Alex (2003-04)
 ESCOBAR, Jose (1991)
 ESPINOZA, Alvaro (1993-96)
 ESSEGAN, Chuck (1961-62)
 ESSIAN, Jim (1983)
 EUNICK, Fernandes (1917)
 EVANS, Joe (1915-22)
 EVERETT, Adam (2011)
 EVERS, Hood (1955-56)

F

FAETH, Tony (1919-20)
 FAHR, Gerald (1951)
 FAIN, Ferris (1955)
 FALK, Bibb (1929-31)
 FALKENBERG, Fred (1908-11, '13)
 FANWELL, Harry (1910)
 FARMER, Ed (1971-73)
 FARMER, Jack (1918)
 FARR, Steve (1984, 1994)
 FARRELL, John (1987-90, '95)
 FASANO, Sal (2008)
FELLER, Bob (1936-41, '45-56)
 FERMÍN, Felix (1989-93)
 FERNANDEZ, Tony (1997)
 FERRARESE, Don (1958-59)
FERRELL, Wesley (1927-33)

FERRICK, Tom (1942, '46)
 FERRY, Alfred (1905)
 FEWSTER, Chick (1924-25)
 FIELDER, Cecil (1998)
 FINLEY, Chuck (2000-2002)
 FIROVA, Dan (1988)
 FISCHER, Carl (1937)
 FISCHLIN, Mike (1981-85)
 FISHER, Ed (1968)
 FISHER, Gus (1911)
 FITZGERALD, Ed (1959)
 FITZKE, Paul (1924)
 FITZMORRIS, Al (1977-78)
 FLAHERTY, Ryan (2019)
 FLANIGAN, Ray (1946)
 FLEMING, Les (1941-42, '45-47)
FLICK, Elmer (1902-10)
 FLORES, Jesse (1950)
 FLOYD, Gavin (2015)
 FOILES, Hank (1953, '55-56, '60)
FONSECA, Lew (1927-31)
 FORD, Ted (1970-71, '73)
FOSSÉ, Ray (1967-72, '76-77)
 FOSTER, Alan (1971)
 FOSTER, Edward (1908)
 FOSTER, Roy (1970-72)
 FRANCISCO, Ben (2007-09)
FRANCO, Julio (1983-88, '96-97)
 FRANCONA, Terry (1988)
FRANCONA, Tito (1959-64)
 FRAZIER, George (1984)
 FRAZIER, Joe (1947)
 FREEMAN, Mike (2019)
 FREIBURGER, Vernon (1941)
 FREISLEBEN, Dave (1978)
 FRIDLEY, Jim (1952)
 FRIEND, Owen (1953)
 FRIERSON, Robert (1941)
 FROBEL, Doug (1987)
 FRY, Johnson (1923)
FRYMAN, Travis (1998-2002)
 FUKUDOME, Kosuke (2011)
 FULLER, Vern (1964, '66-70)
 FULTZ, Aaron (2007)
 FUNK, Frank (1960-62)

G

GAFFKE, Fabian (1941-42)
 GAGLIANO, Ralph (1965)
 GALATZER, Milton (1933-36)
 GALEHOUSE, Dennis (1934-38)
 GALLAGHER, Charlie (1901)
 GALLAGHER, Dave (1987)
 GALLAGHER, Jackie (1923)
 GAMBLE, Oscar (1973-75)
 GANDIL, Charles (1916)
 GARBARK, Robert (1934-35)
 GARCIA, Karim (2001-2003)
GARCIA, Mike (1948-59)
GARDNER, Larry (1919-24)
 GARDNER, Ray (1929-30)
 GARDNER, Rob (1968)
 GARKO, Ryan (2005-09)
 GARLAND, Wayne (1977-81)
 GARNER, Perci (2016)
 GARRETT, Clarence (1915)
 GASSAWAY, Charles (1946)
 GEIGER, Gary (1958)
 GENINS, Frank (1901)
 GENTILE, Jim (1966)
 GEORGE, Charles (1935-36)
 GEORGE, Lefty (1912)
 GERKEN, George (1927-28)
 GERMANO, Justin (2010-11)
 GERUT, Jody (2003-05)
 GETTEL, Al (1947-48)
 GETZ, Gus (1918)
 GIAMBI, Jason (2013-14)
 GIL, Gus (1967)
 GILES, Brian (1995-98)
 GILL, John (1927-28)
 GIMENEZ, Chris (2009-10, '14, '16)
 GINN, Tinsley (1914)
 GINSBERG, Joe (1953-54)
 GINTER, Matt (2008)
 GLAVENICH, Luke (1913)
 GLEESON, James (1936)
 GLENDON, Martin (1903)
 GLIATTO, Salvador (1930)
 GLYNN, Bill (1952-54)
 GLYNN, Ed (1981-83)
 GOCHNAUR, John (1902-03)
 GOGOLEWSKI, Bill (1974)
 GOLDMAN, Jonah (1928, '30-31)
 GOMES, Yan (2013-18)
 GOMEZ, Chris (2007)
 GOMEZ, Jeanmar (2010-12)
 GOMEZ, Ruben (1962)
 GONZALES, Rene (1994)
 GONZÁLEZ, Andy (2008)
 GONZÁLEZ, Carlos (2019)
 GONZÁLEZ, Denny (1989)
 GONZÁLEZ, Erik (2016-18)
 GONZÁLEZ, Jose (1991)
 GONZÁLEZ, Juan (2001, '05)
 GONZÁLEZ, Orlando (1976)
 GONZÁLEZ, Pedro (1965-67)
 GONZÁLEZ, Raul (2004)
 GOOCH, Lee (1915)
 GOOD, Wilbur (1908-09)
 GOODEN, Dwight (1998-99)
 GOODY, Nick (2017-19)
 GORDON, Don (1987-88)
GORDON, Joe (1947-50)
 GORZELANNY, Tom (2016)
 GOSLING, Mike (2009)
 GOULD, Al (1916-17)
 GOZZO, Mauro (1990-91)
 GRABER, Rod (1958)
 GRAFFANINO, Tony (2009)
 GRAHAM, George (1902)
 GRAMLÝ, Tom (1968)
GRANEY, Jack (1908, '10-22)
 GRANT, Edward (1905)
 GRANT, George (1927-29)
 GRANT, James (1943-44)
GRANT, Jim (1958-64)
 GRASSO, Mickey (1954)
 GRAVES, Danny (1996, '06)
 GRAY, Gary (1980)
 GRAY, John (1957)
 GRAY, Ted (1955)
 GREEN, Gene (1962-63)
 GREGG, David (1913)
GREGG, Vean (1911-14)
 GRIFFIN, Alfredo (1976-78)
 GRIGGS, Arthur (1911-12)
 GRIM, Bob (1960)
 GRIMES, Oscar (1938-42)
 GRIMSLEY, Jason (1993-95)
 GRIMSLEY, Ross (1980)
 GRISSOM, Marquis (1997)
GROMEK, Steve (1941-53)
 GROOM, Robert (1918)
 GROTH, Ernie (1947-48)
 GRUBB, Harvey (1912)
 GRUBB, Johnny (1977-78)
 GRUDZIELANEK, Mark (2010)
 GUANTE, Cecilio (1990)
 GUILMET, Preston (2013)
 GUISTO, Louis (1916-17, 1921-23)
 GULLEY, Thomas (1923-24)
 GUNKEL, Woodward (1916)
 GUTHRIE, Jeremy (2004-06)
 GUTIERREZ, Franklin (2005-08)
 GUTIERREZ, Ricky (2002-03)
 GUYER, Brandon (2016-18)

H

HAASE, Eric (2018-19)
 HAFNER, Travis (2003-12)
 HAGADONE, Nick (2011-15)
 HAGERMAN, Zerah (1914-16)
 HALE, Bob (1960-61)
HALE, Odell (1931, '33-40)
 HALL, Jimmie (1968-69)
 HALL, Mel (1984-88)
 HALL, Russell (1901)
 HALLA, John (1905)
 HALLMAN, Bill (1901)
 HALT, Alva (1918)
 HAMANN, Elmer (1922)
 HAMILTON, Jack (1969)
 HAMILTON, Steve (1961)
 HAMMOND, Walter (1915, '22)
 HAMNER, Granny (1959)
 HAND, Brad (2018-19)
 HAND, Rich (1970-71)
 HANEY, Chris (1999-2000)
 HANNAHAN, Jack (2011-12)
 HANSEN, Doug (1951)
HARDER, Mel (1928-47)
 HARDY, Carroll (1958-60)
 HARDY, John (1903)
 HARGAN, Steve (1965-72)
HARGROVE, Mike (1979-85)
 HARKNESS, Fred (1910-11)
 HARPER, Tommy (1968)
HARRAH, Toby (1979-83)
 HARRELL, Billy (1955, '57-58)
 HARRELSON, Ken (1969-71)
 HARRIS, Billy (1968)
 HARRIS, Charles (1951)
 HARRIS, Joe (1917, 19)
 HARRIS, Mickey (1952)
 HARRISON, Roric (1975)
 HARSHMAN, Jack (1959-60)
 HARSTAD, Oscar (1915)

CLEVELAND INDIANS ALL-TIME ROSTER (continued)

HART, William (1901)	HICKEY, John (1904)	HUDLIN, Willis (1926-40)	JOHNSON, Larry D. (1972, '74)
HARTFORD, Bruce (1914)	HICKMAN, Charles (1902-04, '09)	HUFF, David (2009-13)	JOHNSON, Lou (1968)
HARTLEY, Grover (1929-30)	HIGGINS, Bob (1909)	HUFF, Mike (1991)	JOHNSON, Victor (1946)
HARTMAN, Bob (1962)	HIGGINS, Dennis (1940)	HUGHES, Roy (1935-37)	JOHNSTON, Doc (1912-14, '18-21)
HARVEL, Luther (1928)	HIGGINS, Mark (1989)	HUISMANN, Mark (1987)	JONES, Doug (1966-91, '98)
HARVEY, Erwin (1901-02)	HILDEBRAND, Oral (1931-36)	HUMPHRIES, John (1938-40)	JONES, Hal (1961-62)
HASSEY, Ron (1978-84)	HILGENDORF, Tom (1972-74)	HUNNEFIELD, William F. (1931)	JONES, Sam P. (1914-15)
HATFIELD, Fred (1958)	HILL, Glenallen (1991-93)	HUNTER, Billy (1958)	JONES, Sam (1951-52)
HAUGER, John (1912)	HILL, Herb (1915)	HUNTER, Tommy (2016)	JONES, Willie (1959)
HAUSER, Joe (1929)	HILL, Hugh (1903)	HUNTER, William E. (1912)	JORDAN, Scott (1988)
HAVENS, Brad (1988-89)	HILL, Ken (1995)		JORDAN, Tom (1946)
HAWKINS, Wynn (1960-62)	HILL, Rich (2013)	I	JOSS, Adrian (1902-10)
HAWORTH, Howard (1915)	HILLEGAS, Shawn (1991)	INGLETT, Joe (2006)	JUDEN, Jeff (1997)
HAYES, Brett (2015)	HINCHMAN, Harry (1907)	IOTT, Fred (1903)	JUDNICH, Walt (1948)
HAYES, Frank (1945-46)	HINCHMAN, William (1907-09)	IRWIN, Thomas (1938)	JUDY, Josh (2011)
HAYES, Von (1981-82)	HINTON, Chuck (1965-67, '69-71)		JULIO, Jorge (2008)
HEAD, Jerad (2011-)	HINZO, Tommy (1987, '89)	J	JUNGELS, Ken (1937-38, '40-41)
HEATH, Jeff (1936-45)	HOAG, Myril (1944-45)	JACKSON, Austin (2017)	JUSTICE, David (1997-2000)
HEATON, Neal (1982-86)	HOCKETT, Oris (1941-44)	JACKSON, Damian (1996-97)	
HEDLUND, Mike (1965, '68)	HODAPP, John (1925-32)	JACKSON, Jimmy (1905-06)	K
HEFFNER, Bob (1966)	HODGE, Harold (1971)	JACKSON, Joe (1910-15)	KAHDOT, Isaac (1922)
HEGAN, Jim (1941-42, '46-57)	HOFFER, Bill (1901)	JACKSON, Michael W. (1973)	KAHL, Nick (1905)
HEIDEMANN, Jack (1969-72, '74)	HOFFMAN, Edward (1915)	JACKSON, Michael R. (1997-99)	KAHLER, George (1910-14)
HELD, Woodie (1958-64)	HOGAN, Harry (1901)	JACKSON, Randy (1958-59)	KAISER, Bob (1971)
HELF, Henry (1938, '40)	HOGAN, Ken (1923-24)	JACKSON, Zach (2008-09)	KAISER, Jeff (1987-90)
HEMAN, Russ (1961)	HOHNHORST, Ed (1910, '12)	JACOBSON, Bill (1927)	KAMIENIECKI, Scott (2000)
HEMPHILL, Charles (1902)	HOLLAND, Robert (1934)	JACOBY, Brook (1984-92)	KAMM, William (1931-35)
HEMSLEY, Rollie (1938-41)	HOLLANDSWORTH, Todd (2006)	JACOME, Jason (1997-98)	KARDOW, Paul (1936)
HENDERSON, Bernard (1921)	HOLLINS, Dave (2001)	JAMES, Chris (1990-91)	KARINCHAK, James (2019)
HENDRICK, George (1973-76)	HOLLOWAY, Ken (1929-30)	JAMES, Dion (1989-90)	KARR, Ben (1925-27)
HENDRICK, Harvey (1925)	HOLLY, Tyler (2014-15)	JAMES, Lefty (1912-14)	KARSAY, Steve (1998-2001)
HENDRYX, Tim (1911-12)	HOOD, Don (1975-79)	JAMES, William H. (1911-12)	KAVANAGH, Martin (1916-18)
HENGEL, Dave (1989)	HOOPER, Bob (1953-54)	JAMIESON, Charles (1919-32)	KAZMIR, Scott (2013)
HENNIGAN, Phil (1969-72)	HORN, Sam (1993)	JASPER, Harry (1919)	KEARNS, Austin (2010-11)
HENRY, Earl (1944-45)	HORTON, Tony (1967-70)	JEANES, Ernest (1921-22)	KEEDY, Pat (1989)
HERGES, Matt (2009)	HORTON, Willie (1978)	JEFFCOAT, Mike (1983-85)	KEEFE, David (1922)
HERMOSO, Angel (1974)	HOSKINS, Dave (1953-54)	JEFFERSON, Reggie (1991-93)	KEKICH, Mike (1973)
HERNÁNDEZ, Anderson (2010)	HOUSE, TJ (2014-16)	JEFFERSON, Stan (1990)	KELLEY, Tom (1964-67)
HERNANDEZ, Jeremy (1993)	HOUSTON, Tyler (1999)	JESSEE, Dan (1929)	KELLY, Bob (1958)
HERNÁNDEZ, Jose (1992, '05)	HOUTTEMAN, Art (1953-57)	JETER, John (1974)	KELLY, Pat (1981)
HERNANDEZ, Keith (1990)	HOWARD, Doug (1976)	JIMENEZ, Houston (1988)	KELTNER, Ken (1937-44, '46-49)
HERNÁNDEZ, Roberto M. (2007)	HOWARD, Ivan (1916-17)	JIMENEZ, Jose (2004)	KENDALL, Fred (1977)
*HERNÁNDEZ, Roberto (2006-12)	HOWARD, Thomas (1992-93)	JIMENEZ, Ubaldo (2011-13)	KENNEDY, Bill (1948)
* <i>CARMONA, Fausto (2006-11)</i>	HOWELL, Millard (1940)	JOHN, Tommy (1963-64)	KENNEDY, Bob (1948-54)
HERRERA, Alex (2002-03)	HOWELL, Murray (1941)	JOHNSON, Alex (1972)	KENNEDY, Vernon (1942-44)
HERRMANN, Frank (2010-12)	HOWRY, Bob (2004-05)	JOHNSON, Bob (1974)	KENNEY, Jerry (1973)
HERSHISER, Orel (1995-97)	HOWSER, Dick (1963-66)	JOHNSON, Chris (2015)	KENT, Jeff (1996)
HESS, Otto (1902, '04-08)	HOYT, James (2019)	JOHNSON, Cliff (1979-80)	KEOUGH, Marty (1960)
HEVING, Joe (1937-38, '41-44)	HUBBARD, Trinidad (1997)	JOHNSON, Elliot (2014)	KERN, Jim (1974-78, '86)
		JOHNSON, Jason (2006)	KIBBLE, John (1912)
		JOHNSON, Jerry (1973)	

- KILKENNY, Mike (1972-73)
 KILLIAN, Ed (1903)
 KINDALL, Jerry (1962-64)
 KINER, Ralph (1955)
 KING, Eric (1991)
 KING, Jim (1967)
 KINNEY, Dennis (1978)
 KIPNIS, Jason (2011-19)
 KIRBY, Wayne (1991-96)
 KIRKE, Jay (1914-15)
 KIRKLAND, Willie (1961-63)
 KIRSCH, Harry (1910)
 KISER, Garland (1991)
 KITTLE, Ron (1988)
 KITTRIDGE, Malachi (1906)
 KLEIN, Louis (1951)
 KLEINE, Harold (1944-45)
 KLEPPER, Ed (1915-17, '19)
 KLIEMAN, Ed (1943-48)
 KLIMCHOCK, Lou (1968-70)
 KLINE, Steven Jack (1974)
 KLINE, Steven J. (1997)
 KLIPPSTEIN, John (1960)
 KLUBBER, Corey (2011-19)
 KLUGMANN, Joe (1925)
 KNAUPP, Henry (1910-11)
 KNICKERBOCKER, William ('33-36)
 KNODE, Robert (1923-26)
 KOBAYASHI, Masa (2008-09)
 KOESTNER, Elmer (1910)
 KOMMINSK, Brad (1989)
 KONTOS, George (2018)
 KOPF, William, (1913)
 KOPLOVE, Michael (2007)
 KOTCHMAN, Casey (2012)
 KOTTARAS, George (2014)
 KOUZMANOFF, Kevin (2006)
 KRAKAUSKAS, Joe (1941-42, '46)
 KRALICK, Jack (1963-67)
 KRAMER, Tom (1991, '93)
 KRAPP, Gene (1911-12)
 KRAUSE, Harry (1912)
 KREUGER, Rick (1978)
 KRIVDA, Rick (1998)
 KROLL, Gary (1969)
 KRONER, John (1937-38)
 KRUEGER, Ernest (1913)
 KRUGER, Arthur (1910)
 KUBEL, Jason (2013)
- KUBISZYN, Jack (1961-62)
 KUENN, Harvey (1960)
 KUHN, Bernard (1924)
 KUHN, Kenny (1955-57)
KUIPER, Duane (1974-81)
 KURTZ, Hal (1968)
 KUZAVA, Bob (1946-47)
-
- L**
- LACEY, Bob (1981)
 LaCHANCE, George (1901)
 LACY, Osceola (1926)
 LAFFEY, Aaron (2007-10)
LAJOIE, Napoleon (1902-14)
 LAKER, Tim (2001-04, '06)
 LAMB, Ray (1971-73)
 LAMBETH, Otis (1916-18)
 LAMPKIN, Tom (1988)
 LAND, Grover (1908-11, '13)
 LANDIS, Jim (1966)
 LANGFORD, Elton (1927-28)
 LANGWELL, Matt (2013)
 LANGSTON, Mark (1999)
 LaPORTA, Matt (2009-12)
 LARA, Juan (2006-07)
 LaROCCA, Greg (2002-03)
 LaROCHE, Dave (1975-77)
 LARY, Lyn (1937-39)
 LASHER, Fred (1970)
 LASKEY, Bill (1988)
 LATMAN, Barry (1960-63)
 LATTIMORE, William (1908)
 LAW, Ron (1969)
 LAWRENCE, Jim (1963)
 LAWSON, Roxie (1930-31)
 LAWTON, Matt (2002-04)
 LAXTON, Bill (1977)
 LEBER, Emil (1905)
 LEDEE, Ricky (2000)
 LEE, Chen-Chang (2013-15)
 LEE, Clifford (1925-26)
 LEE, Clifton (2002-09)
 LEE, Dave (2003-04)
 LEE, Leron (1974-75)
 LEE, Mike (1960)
 LEE, Thornton (1933-36)
 LEEK, Gene (1959)
 LEHNER, Paul (1951)
 LEHR, Norman (1926)
 LEIBOLD, Harry (1913-15)
- LEITNER, George (1902)
 LEIUS, Scott (1996)
 LELIVELT, Jack (1913-14)
 LeMASTER, Johnnie (1985)
LEMON, Bob (1941-42, '46-58)
 LEMON, Jim (1950, 1953)
 LEON, Eddie (1968-72)
 LEONARD, Joseph (1916)
 LEVIS, Jesse (1992-95, '99)
 LEVSEN, Dutch (1923-28)
 LEWALLYN, Dennis (1981-82)
 LEWIS, Jensen (2007-11)
 LEWIS, Mark (1991-94, '01)
 LEWIS, Scott (2008-09)
 LIEBHARDT, Glenn (1906-09)
 LIEFER, Jeff (2005)
 LILLIBRIDGE, Brent (2012)
 LILLQUIST, Derek (1992-94)
 LIND, Carl (1927-30)
 LINDE, Lyman (1947-48)
 LINDOR, Francisco (2015-19)
 LINDSAY, William (1911)
 LINDSEY, Jim (1922, '24)
 LINK, Fred (1910)
 LINTZ, Larry (1978)
 LIPSKI, Bob (1963)
 LIS, Joe (1974-76)
 LISTER, Peter (1907)
 LITTLE, Mark (2004)
 LITTLETON, Larry (1981)
 LIVINGSTON, Paddy (1901, '12)
 LOCKE, Bobby (1959-61)
 LOCKLIN, Stu (1955-56)
LOFTON, Kenny (1992-96, '98-2001, '07)
 LOGAN, Boone (2017)
 LOHR, Howard (1916)
 LOLICH, Ron (1972-73)
 LOLLAR, Sherm (1946)
 LOPEZ, Al (1947)
 LOPEZ, Albie (1993-97)
 LOPEZ, Jose (2012)
 LOPEZ, Luis (1991)
 LOPEZ, Marcelino (1972)
 LORD, Bristol (1909-10)
 LORRAINE, Andrew (2000)
 LOVULLO, Torey (1998)
 LOWDERMILK, Grover (1916)
 LOWE, Derek (2012)
- LOWE, Mark (2014)
 LOWENSTEIN, John (1970-77)
 LUDWICK, Ryan (2003-05)
 LUKE, Matt (1998)
 LUNA, Hector (2006)
 LUND, Gordon (1967)
 LUNDBOM, John (1902)
 LUNTE, Harry (1919-20)
 LUPLOW, Al (1961-65)
 LUPLOW, Jordan (2019)
 LUSH, William (1904)
 LUTZKE, Walter (1923-27)
 LYON, Russell (1944)
-
- M**
- MACHEMEHL, Charles (1971)
 MACK, Ray (1938-44, 46)
 MACKIEWICZ, Felix (1945-47)
 MADDERN, Clarence (1951)
 MAGALLANES, Ever (1991)
 MAGLIE, Sal (1955-56)
 MAGRANN, Tom (1989)
 MAGRUDER, Chris (2002-03)
 MAHONEY, Jim (1962)
 MAILS, John (1920-22)
 MAINE, Scott (2012)
 MAJESKI, Henry (1952-55)
 MALDONADO, Candy ('90, '93-94)
MANNING, Rick (1975-83)
 MANSHIP, Jeff (2015-16)
 MANTO, Jeff (1990-91, '97-99)
 MARCUM, Shaun (2015)
 MARIS, Roger (1957-58)
 MARSH, Fred (1949)
 MARSHALL, Evan (2018)
 MARSON, Lou (2009-13)
 MARTE, Andy (2006-10)
 MARTIN, Billy (1959)
 MARTIN, Leonys (2018-19)
 MARTIN, Morris (1958)
 MARTIN, Tom (1998-2000)
 MARTÍNEZ, Carlos (1991-93)
 MARTINEZ, Dennis (1994-96)
 MARTINEZ, Joe (2013)
 MARTINEZ, Michael (2015-17)
 MARTINEZ, Sandy (2004)
 MARTINEZ, Tony (1963-66)
 MARTINEZ, Victor (2002-09)
 MARTINEZ, Willie (2000)
 MASTERTON, Justin (2009-14)

CLEVELAND INDIANS ALL-TIME ROSTER (continued)

MASTNY, Tom (2006-08)	MONGE, Sid (1977-81)	McDONNELL, Jim (1943-45)	NISCHWITZ, Ron (1963)
MATHIAS, Carl (1960)	MONTAGUE, Ed (1928, '30-32)	McDOWELL, Jack (1996-97)	NIX, Jayson (2010)
MATON, Phil (2019)	MOON, Leo (1932)	McDOWELL, Oddibe (1989)	NIXON, Otis (1984-87)
MAURER, Dave (2002)	MOORE, Adam (2015-16)	McDOWELL, Sam (1961-71)	NIXON, Russ (1957-60)
MAYE, Lee (1967-69)	MOORE, Barry (1970)	McGUIRE, James A. (1901)	NIXON, Trot (2007)
MEDINA, Luis (1988-89, '91)	MOORE, Earl (1901-07)	McGUIRE, James T. (1908, '10)	NOBOA, Junior (1984, '87)
MEIXELL, Merten (1912)	MOORE, Edward (1934)	McHALE, Martin (1916)	NOLES, Dickie (1986)
MEJÍA, Francisco (2017-18)	MOORE, James (1928-29)	McINNIS, John (1922)	NORRIS, Jim (1977-79)
MELE, Sam (1956)	MORA, Andres (1980)	McKAIN, Harold (1927)	NUNAMAKER, Leslie (1919-22)
MELOAN, John (2008)	MORAN, Billy (1958-59, '64-65)	McLEMORE, Mark (1990)	
MELTON, Bill (1977)	MORGAN, Eddie (1928-33)	McLISH, Cal (1956-59)	O
MERCADO, Oscar (2019)	MORGAN, Joe (1960-61)	McMAHON, Don (1964-66)	O'BRIEN, Jack (1901)
MERCKER, Kent (1996)	MORGAN, Nyjer (2014)	McNEAL, John (1901)	O'BRIEN, Pete (1989)
MERLONI, Lou (2004-06)	MORIMANDO, Shawn (2016)	McNULTY, Pat (1922, '24-27)	O'BRIEN, Peter (1907)
MERRITT, Ryan (2016-17)	MORMAN, Alvin (1997-98)	McQUILLAN, George (1918)	O'DEA, Paul (1944-45)
MERULLO, Matt (1994)	MOROFF, Max (2019)		ODENWALD, Ted (1921-22)
MESA, Jose (1992-98)	MORONKO, Jeff (1984)	N	ODOM, John (1975)
MESSENGER, Andrew (1924)	MORRIS, Jack (1994)	NABHOLZ, Chris (1994)	O'DONOGHUE, John (1966-67)
METIVIER, George (1922-24)	MORTON, Guy (1914-24)	NAGELSEN, Louis (1912)	OELKERS, Bryan (1986)
METKOVIICH, George (1947)	MOSES, Gerry (1972)	NAGELSON, Russ (1968-70)	OGANDO, Alexi (2018)
MEYER, Lambert (1945-46)	MOSS, Brandon (2015)	NAGY, Charles (1990-2002)	OGEA, Chad (1994-98)
MICELI, Dan (2003)	MOSS, Howard (1946)	NAHORODNY, Bill (1982)	O'HAGEN, Harry (1902)
MICHAELS, Jason (2006-08)	MOSSI, Don (1954-58)	NAPOLI, Mike (2016)	OHKA, Tomo (2009)
MIDDLETON, John (1922)	MOTA, Guillermo (2006)	NAQUIN, Tyler (2016-19)	OJEDA, Bobby (1993)
MILACKI, Bob (1993)	MUJICA, Edward (2006-08)	NARAGON, Hal (1951, '54-59)	OLIN, Steve (1989-92)
MILBOURNE, Larry (1982)	MULHOLLAND, Terry (2002-03)	NARLESKI, Ray (1954-58)	OLIVER, Dave (1977)
MILJUS, John (1928-29)	MULLINS, Fran (1986)	NASH, Ken (1912)	OLSON, Gregg (1995)
MILLER, Andrew (2016-18)	MUNCRIEF, Bob (1948)	NAVARRO, Jamie (2000)	OLSON, Ivan (1911-14)
MILLER, Bill (2019)	MURATA, Toru (2015)	NAYMICK, Mike (1939-40, '43-44)	OLSON, Tyler (2017-19)
MILLER, Edwin (1918)	MURCHISON, Thomas (1920)	NEAL, Thomas (2012)	O'NEILL, Steve (1911-23)
MILLER, Matt (2004-07)	MURPHY, David (2014-15)	NEEMAN, Cal (1963)	ONSLOW, Edward (1918)
MILLER, Raymond (1917)	MURRAY, Eddie (1994-96)	NEHER, James (1912)	OROSCO, Jesse (1989-91)
MILLER, Robert (1970)	MURRAY, Heath (2002)	NEIS, Bernie (1927)	ORTA, Jorge (1980-81)
MILLER, Walter (1924-31)	MURRAY, Ray (1948, '50-51)	NELSON, Dave (1968-69)	ORTIZ, Junior (1992-93)
MILLIGAN, Randy (1993)	MUTIS, Jeff (1991-93)	NELSON, Rocky (1954)	OSTDIEK, Henry (1904)
MILLS, Abbott (1911)	MYATT, Glenn (1923-35)	NETTLES, Graig (1970-72)	OTERO, Dan (2016-19)
MILLS, Buster (1942, '46)	MYERS, Brett (2013)	NETZEL, Milo (1909)	OTIS, Harry (1909)
MILLS, Frank (1914)	MYERS, Elmer (1919-20)	NEWCOMBE, Don (1960)	OTTO, Dave (1991-92)
MILLWOOD, Kevin (2005)	MYETTE, Aaron (2003)	NEWHOUSE, Hal (1954-55)	OULLIBER, John (1933)
MILNAR, Al (1936, 1938-43)		NEWMAN, Al (2000)	OUTMAN, Josh (2014)
MINGORI, Steve (1970-73)	Mc	NICHOLLS, Simon (1910)	OWCHINKO, Bob (1980)
MINOSO, Minnie ('49, '51, '58-59)	McALEER, James (1901)	NICHOLS, Rod (1988-92)	
MITCHELL, Dale (1946-56)	McALLISTER, Zach (2011-18)	NICHTING, Chris (2000)	P
MITCHELL, Kevin (1997)	McBRIDE, Bake (1982-83)	NIEHAUS, Richard (1920)	PADGETT, Ernie (1926-27)
MITCHELL, Willie (1909-16)	McCABE, Ralph (1946)	NIEKRO, Phil (1986-87)	PAGEL, Karl (1981-83)
MLICKI, Dave (1992-93)	McCARTHY, Jack (1901-03)	NIELSEN, Milt (1949, '51)	PAIGE, George (1911)
MOELLER, Dan (1916)	McCOSKY, Barney (1951-53)	NIEMAN, Bob (1961-62)	PAIGE, Satchel (1948-49)
MOHLER, Mike (2000)	McCRAW, Tom (1972, 74-75)	NILES, Harry (1910)	PALMER, Lowell (1972)
MONACO, Blas (1937, 1946)	McCREA, Francis (1925)	NILL, George (1907-08)	PAPISH, Frank (1949)
	McDONALD, John (1999-04, '13)	NIPPER, Al (1990)	PARKER, Harry (1976)
			PARONTO, Chad (2002-03)

- PARRISH, Lance (1993)
 PARSONS, Casey (1987)
 PASCHAL, Ben (1915)
 PASCUAL, Camilo (1971)
 PAUL, Mike (1968-71)
 PAVANO, Carl (2009)
 PAWLOSKI, Stan (1955)
 PAXTON, Mike (1978-80)
 PEARSON, Alexander (1903)
 PEARSON, Monte (1932-35)
 PECK, Hal (1947-49)
 PECKINPAUGH, Roger (1910, '12-13)
 PENA, Geronimo (1996)
 PENA, Orlando (1967)
 PENA, Tony (1994-96)
 PENNER, Kenneth (1916)
 PERALTA, Jhonny (2003-10)
 PERCONTE, Jack (1982-83)
 PEREZ, Chris (2009-13)
 PÉREZ, Eddie (2002)
 PÉREZ, Eduardo (2006)
 PÉREZ, Oilver (2018-19)
 PÉREZ, Roberto (2014-19)
 PÉREZ, Rafael (2006-12)
 PEREZCHICA, Tony (1991-92)
 PERKINS, Broderick (1983-84)
 PERLMAN, Jon (1988)
 PERRIN, William (1934)
 PERRING, George (1908-10)
 PERRY, Chan (2000)
PERRY, Gaylord (1972-75)
 PERRY, Herbert (1994-96)
PERRY, Jim (1959-63, '74-75)
 PESTANO, Vinnie (2010-14)
 PETERS, John (1918)
 PETERS, Russ (1940-44, '46)
 PETERSON, Cap (1969)
 PETERSON, Fritz (1974-76)
 PETTY, Jess (1921)
 PEZOLD, Larry (1914)
 PHELPS, Cord (2011-13)
 PHELPS, Josh (2004)
 PHELPS, Ken (1990)
 PHILLEY, Dave (1954-55)
 PHILLIPS, Adolfo (1972)
 PHILLIPS, Brandon (2002-05)
 PHILLIPS, Bubba (1960-62)
 PHILLIPS, Ed (1935)
 PHILLIPS, Jason (2002-03)
- PHILLIPS, Thomas (1919)
 PICKERING, Ollie (1901-02)
 PIERETTI, Marino (1950)
 PIERSALL, Jim (1959-61)
 PINA, Horacio (1968-69)
 PINIELLA, Lou (1968)
 PINSON, Vada (1970-71)
 PITULA, Stan (1957)
 PIZARRO, Juan (1969)
 PLAWECKI, Kevin (2019)
 PLESAC, Zach (2019)
 PLUNK, Eric (1992-98)
 PLUTKO, Adam (2016, 2018-19)
 POAT, Ray (1942-44)
 PODBIELAN, Bud (1959)
 PODGAJNY, John (1946)
 POLCHOW, Louis (1902)
 POOLE, Jim (1995-96, '98-99)
 POPE, Dave (1952, 1954-56)
 PORTER, Dick (1929-34)
 PORTER, J.W. (1958)
 POST, Wally (1964)
 POTE, Lou (2004)
 POTT, Nelson (1922)
 POUNDS, William (1903)
 POWELL, John (1975-76)
 POWER, Ted (1992-93)
POWER, Vic (1958-61)
 POWERS, Ellis (1932-33)
 POWERS, John (1960)
 PRICE, Bryan (2014)
 PRICE, John (1946)
 PRUITT, Ron (1976-81)
 PUIG, Yasiel (2019)
 PUTNAM, Zach (2011)
 PYTLAK, Frank (1932-40)
-
- Q**
- QUIRK, Jamie (1984)
-
- R**
- RADINSKY, Scott (2001)
 RABBITT, Joe (1922)
 RABURN, Ryan (2013-15)
 RADATZ, Dick (1966-67)
 RAFTERY, Thomas (1909)
 RAGLAND, Tom (1973)
 RAICH, Eric (1975-76)
 RAINES, Larry (1957-58)
 RAKERS, Jason (1998-99)
 RAMÍREZ, Alex (1998-2000)
- RAMÍREZ, Hanley (2019)
 RAMÍREZ, José (2013-19)
RAMÍREZ, Manny (1993-2000)
 RAMIREZ, Neil (2018-19)
 RAMOS, Domingo (1988)
 RAMOS, Pedro (1962-64)
 RAPADA, Clay (2013)
 RATH, Morris (1910)
 REDMOND, Mike (2010)
 REED, Jerry (1982-83, 1985)
 REED, Steve (1998-2001)
 REGALADO, Rudy (1954-56)
 REICH, Herman (1949)
 REILLEY, Alex (1909)
 REILLY, Thomas (1914)
 REINHOLZ, Arthur (1928)
 REISER, Pete (1952)
 REISIGL, Jacob (1911)
 REUSCHEL, Paul (1978-79)
 REYES, Anthony (2008-2009)
 REYES, Franmil (2019)
 REYNOLDS, Allie (1942-46)
 REYNOLDS, Bob (1975)
 REYNOLDS, Mark (2013)
RHOADS, Robert (1903-09)
 RHODES, Arthur (2005)
 RHOMBERG, Kevin (1982-84)
 RICE, Edgar (1934)
 RIDDLEBERGER, Dennie (1972)
 RIDZIK, Steve (1958)
 RIGDON, Paul (2000)
 RIGGAN, Jerrod (2002-03)
 RINCON, Juan (2008)
 RINCON, Ricardo (1999-2002)
 RIPKEN, Billy (1995)
 RISKE, David (1999-2005)
 RITTER, Reggie (1986-87)
 RITTWAGE, Jim (1970)
 RIVAS, Luis (2007)
 ROA, Joe (1995-96)
 ROBBINS, Jake (2004)
 ROBERTS, Bip (1997)
 ROBERTS, Dave (1999-2001)
 ROBERTSON, Daniel (2017)
 ROBERTSON, Jeriome (2004)
 ROBINSON, Eddie (1942, '46-48, '57)
ROBINSON, Frank (1974-76)
 ROBINSON, Humberto (1959)
- ROCCO, Mlcey (1943-46)
 ROCKER, John (2001)
 RODGERS, Wilbur (1915)
 RODRIGUEZ, Jefry (2019)
 RODRIGUEZ, Nerio (2002)
 RODRIGUEZ, Ricardo (2002-03)
 RODRIGUEZ, Rich (2001)
 RODRIGUEZ, Rick (1988)
 ROGERS, Esmil (2012)
 ROHDE, Dave (1992)
 ROHN, Dan (1986)
 ROHR, Billy (1968)
 ROLLINS, Rich (1970)
 ROMAN, Jose (1984-86)
ROMANO, John (1960-64)
 ROMERO, Niuman (2009)
 ROMERO, Ramon (1984-85)
 ROMO, Vicente (1968-69)
 ROOF, Phil (1965)
 ROSALES, Adam (2018)
 ROSAR, Buddy (1943-44)
 ROSELLO, Dave (1979-81)
ROSEN, AI (1947-56)
 ROSENTHAL, Larry (1941)
 ROSS, Don (1945-46)
 ROSSMAN, Claude (1904, '06)
 ROTH, Robert (1915-18)
 ROTHEL, Robert (1945)
 ROTTINO, Vinny (2012)
 ROUSE, Mike (2007)
 ROY, Luther (1924-25)
 ROZEK, Dick (1950-52)
 RUDOLPH, Don (1962)
 RUHLE, Vern (1985)
 RUNDLES, Richard (2008-09)
 RUSSELL, Jack (1932)
 RUSSELL, Jeff (1994)
 RUSSELL, Lloyd (1938)
 RUSZKOWSKI, Hank (1944-45, '47)
 RUTHERFORD, Jim (1910)
 RYAN, Buddy (1912-13)
 RYAN, Jack (1908)
 RZEPCZYNSKI, Marc (2013-15)
-
- S**
- SABATHIA, C.C. (2001-08)
 SADLER, Carl (2002-03)
 SALAS, Mark (1989)
 SALAZAR, Danny (2013-19)
 SALMON, Chico (1964-68)

CLEVELAND INDIANS ALL-TIME ROSTER (continued)

SALVESON, John (1943, '45)	SHUEY, Paul (1994-2002)	SPILLNER, Dan (1978-84)	SWINDELL, Greg (1986-91, '96)
SANDERS, Ken (1973-74)	SIEBERT, Sonny (1964-69)	SPRADLIN, Jerry (1999)	SWINDELL, Joshua (1911, '13)
SANDS, Jerry (2015)	SIKORSKI, Brian (2006)	SPRING, Jack (1965)	SWISHER, Nick (2013-15)
SANTANA, Carlos (2010-17, '19)	SIMPSON, Harry (1951-53, '55)	SPRINGER, Steve (1990)	
SANTANA, Rafael (1990)	SIMS, Duke (1964-70)	SPRING, Joe (1930-31)	T
SANTIAGO, Jose G. (1954-55)	SIPP, Tony (2009-12)	SPURGEON, Fred (1924-27)	TABLER, Pat (1983-88)
SANTIAGO, Jose R. (2003)	SITTON, Carl (1909)	STAMETS, Eric (2019)	TADANO, Kazuhito (2004-05)
SANTOS, Angel (2003)	SIZEMORE, Grady (2004-11)	STANFORD, Jason (2003-07)	TALBOT, Mitch (2010-11)
SANTOS, Omir (2013)	SKALSKI, Joe (1989)	STANGE, Lee (1964-66)	TALLET, Brian (2002-03, '05)
SAUERBECK, Scott (2005-06)	SKINNER, Joel (1989-91)	STANLEY, Fred (1971-72)	TAM, Jeff (1999)
SCHAEFFER, Herman (1918)	SLATTERY, John (1903)	STANTON, Mike (1980-81)	TANNER, Chuck (1959-60)
SCHAFFERNOTH, Joe (1961)	SLOCUM, Brian (2006, 2008)	STARK, Monroe (1909)	TASBY, Willie (1962-63)
SCHATZEDER, Dan (1988)	SLOCUMB, Heathcliff (1993)	STARNGLE, George (1902)	TAUBENSEE, Eddie (1991, '01)
SCHIBECK, Frank (1901)	SMILEY, John (1997)	STEEN, Bill (1912-15)	TAVAREZ, Julian (1993-96)
SCH EINBLUM, Rich ('65, '67-69)	SMITH, Al (1953-57, '64)	STEINER, Jim (1945)	TAYLOR, Ben (2018)
SCHLUETER, Norman (1944)	SMITH, Alfred (1940-45)	STEPHENS, Bryan (1947)	TAVENER, John (1929)
SCHRECKENGOST, Ossee (1902)	SMITH, Charles (1902)	STEPHENSON, Riggs (1921-25)	TAYLOR, Luther (1902)
SCHROM, Ken (1986-87)	SMITH, Clarence (1916-17)	STEVENS, Dave (1999)	TAYLOR, Ron (1962)
SCHULZE, Don (1984-86)	SMITH, Clay (1938)	STEVENS, Lee (2002)	TAYLOR, Sam (1963)
SCHWARTZ, William (1904)	SMITH, Elmer (1914-17, '19-21)	STEWART, Sammy (1987)	TEBBETTS, Birdie (1951-52)
SCORE, Herb (1955-59)	SMITH, Joe (2009-13, '17)	STEWART, Scott (2004)	TEDROW, Allen (1914)
SCOTT, Ed (1901)	SMITH, Josh (2019)	STEWART, Walter (1935)	TEMPLE, John (1960-61)
SCUDDER, Scott (1992-93)	SMITH, Robert (1959)	STIGMAN, Dick (1960-61)	TERRY, Ralph (1965)
SEANEZ, Rudy (1989-91)	SMITH, Roy (1984-85)	STIRNWEISS, George (1951-52)	THIELMAN, John (1907-08)
SEDDON, Chris (2012)	SMITH, W. Roy (2001-02)	STODDARD, Tim (1989)	THOMAS, Carl (1960)
SEEDS, Robert (1930-32, '34)	SMITH, Sherrod (1922-27)	STOVALL, George (1904-11)	THOMAS, Chester (1918-21)
SEEREY, Pat (1943-48)	SMITH Syd (1910-11)	STOVALL, Jesse (1903)	THOMAS, Fay (1931)
SEGUI, David (2000)	SMITH, Tommy (1973-76)	STREIT, Oscar (1902)	THOMAS, Gorman (1983)
SEITZER, Kevin (1996-97)	SMITH, Willie (1967-68)	STRICKLAND, George (1952-57, '59-60)	THOMAS, Stan (1976)
SELBY, Bill (2000, 2002-03)	SNYDER, Cory (1986-90)	STRICKLAND, Jim (1975)	THOMAS, Valmy (1961)
SELLERS, Justin (2014)	SNYDER, Earl (2002)	STRIKER, Jake (1959)	THOMASON, Arthur (1910)
SEPKOWSKI, Ted (1942, '46-47)	SNYDER, Russ (1968-69)	STROM, Brent (1973)	THOME, Jim (1991-2002, '11)
SEWELL, Joe (1920-30)	SODD, William (1937)	STROMME, Floyd (1939)	THOMPSON, Rich (1985)
SEWELL, Luke (1921-32, '39)	SOLTERS, Julius (1937-39)	STUBBS, Drew (2013)	THOMPSON, Ryan (1996)
SEXSON, Richie (1997-2000)	SORENSEN, Lary (1982-83)	SUAREZ, KEN (1968-69, '71)	THONEY, Jack (1902-03)
SEYFRIED, Gordon (1963-64)	SORENSEN, Zach (2003)	SUCHE, Charles (1938)	THORNTON, Andre (1977-79, '81-87)
SHANER, Walter (1923)	SORRELLS, Ray (1922)	SUDAKIS, Bill (1975)	TIANT, Luis (1964-69)
SHAUTE, Joe (1922-30)	SORRENTO, Paul (1992-95)	SULLIVAN, Dennis (1908-09)	TIDROW, Dick (1972-74)
SHAW, Bryan (2013-17)	SOTHORON, Allen (1921-22)	SULLIVAN, James (1923)	TIEFENAUER, Bob ('60, '65, '67)
SHAW, Jeff (1990-92)	SOTO, Giovanni (2015)	SULLIVAN, Paul (1939)	TIMMERMAN, Tom (1973-74)
SHAY, Danny (1901)	SOUTHWORTH, William (1913, '15)	SULLIVAN, William (1936-37)	TINGLEY, Ron (1988)
SHEAFFER, Danny (1989)	SOWERS, Jeremy (2006-10)	SUMMA, Homer (1922-28)	TIPTON, Joe (1948, '52-53)
SHIELDS, Francis (1915)	SPEAKER, Tris (1916-26)	SUSCE, George (1941-44)	TODD, Jess (2009-10)
SHILLING, James (1939)	SPEECE, Byron (1925-26)	SUTCLIFFE, Rick (1982-84)	TOLSON, Charles (1925)
SHINAULT, Enoch (1921-22)	SPEED, Horace (1978-79)	SUTHERLAND, Darrell (1968)	TOMANEK, Dick (1953-54, '57-58)
SHIPKE, William (1906)	SPEIER, Justin (2000-01)	SUTTON, Drew (2010)	TOMLIN, Josh (2010-18)
SHOFFNER, Milburn (1929-31)	SPENCER, Roy (1933-34)	SWAN, Russ (1994)	TORGAS, Wyatt (2009)
SHOPPACH, Kelly (2006-09, '13)	SPENCER, Shane (2003)	SWARZAK, Anthony (2015)	TORKELSON, Chester (1917)
SHUCK, J.B. (2014)	SPIKES, Charlie (1973-77)		TORRES, Rosendo (1973-74)
			TOWNSEND, Jack (1906)

- TRABER, Billy (2003)
TREADWAY, Jeff (1993)
TRESH, Mike (1949)
TRILLO, Manny (1983)
TROSKY, Hal (1933-41)
TROUPPE, Quincy (1952)
TUCKER, Ollie (1928)
TUCKER, Scooter (1995)
TUCKER, Thurman (1948-51)
TURCHIN, Edward (1943)
TURNER, Chris (1999)
TURNER, Matt (1994)
TURNER, Terry (1904-18)
TYNER, Jason (2008)
TYRIVER, Dave (1962)
-
- U**
UHLAENDER, Ted (1970-71)
UHLE, George (1919-28, '36)
UJDUR, Jerry (1984)
UNDERHILL, Vern (1927-28)
UNSER, Dell (1972)
UPP, George (1909)
UPSHAW, Cecil (1974)
UPSHAW, Willie (1988)
URIBE, Juan (2016)
URSHELA, Giovanni (2015, '17)
USHER, Bob (1957)
USSAT, Bill (1925, 1927)
-
- V**
VAIL, Mike (1978)
VALBUENA, Luis (2009-11)
VALDEZ, Efrain (1990-91)
VALDEZ, Sergio (1990-91)
VALENTINETTI, Vito (1957)
VALO, Elmer (1959)
VAN CAMP, Al (1928)
VANDE BERG, Ed (1987)
VANDER MEER, John (1951)
VARNEY, Lawrence (1902)
VASBINDER, M. Calhoun (1902)
VAZQUEZ, Ramon (2005-06)
VELANDIA, Jorge (2008)
VELAZQUEZ, Andrew (2019)
VELEZ, Otto (1983)
VERAS, Jose (2009)
VERNON, Mickey (1949-50, '58)
VERSALLES, Zoilo (1969)
VERYZER, Tom (1978-81)
VIDAL, Jose (1966-68)
- VILLONE, Ron (1998)
VINSON, Ernest (1904-05)
VIZCAINO, Jose (1996)
VIZCAINO, Luis (2009)
VIZQUEL, Omar (1994-2004)
VON OHLEN, Dave (1985)
VOSMIK, Joe (1930-36)
VUKOVICH, George (1983-85)
-
- W**
WADDELL, Tom (1984-85, '87)
WAGNER, Leon (1964-68)
WAGNER, Paul (1999)
WAITS, Rick (1975-83)
WAKEFIELD, Howard (1905, '07)
WALKER, Edward (1902-03)
WALKER, Fred (1912)
WALKER, Gerald (1941)
WALKER, James (1912, '15)
WALKER, Jerry (1963-64)
WALKER, Mike (1988, '90-91)
WALTERS, Al (1924-25)
WALTERS, Zach (2014-15)
WAMBSGANSS, Bill (1914-23)
WARD, Aaron (1928)
WARD, Colby (1990)
WARD, Preston (1956-58)
WARD, Turner (1990-91)
WARDLE, Curt (1985)
WASDELL, Jim (1946-47)
WASHINGTON, Ron (1988)
WATSON, Mark (2000)
WAYENBERG, Frank (1924)
WEATHERLY, Roy (1936-42)
WEATHERS, Dave (1997)
WEAVER, Floyd (1962, 65)
WEBB, James (1938-39)
WEBB, Ryan (2015)
WEBBER, Les (1946, 48)
WEBSTER, Mitch (1990-91)
WEBSTER, Ray (1959)
WEIGEL, Ralph (1946)
WEIK, Dick (1950, 53)
WEILAND, Robert (1934)
WEINGARTNER, Elmer (1945)
WELF, Oliver (1916)
WENSLOFF, Charles (1948)
WERTZ, Bill (1993-94)
WERTZ, Vic (1954-58)
WEST, James (1905, 11)
- WESTBROOK, Jake (2001-10)
WESTLAKE, Wally (1952-55)
WEYHING, August (1901)
WHEELER, Dan (2012)
WHEELER, Ed (1945)
WHISENANT, Pete (1960)
WHITE, Alex (2011)
WHITE, Rick (2004)
WHITEHILL, Earl (1937-38)
WHITEN, Mark (1991-92, '98-00)
WHITFIELD, Fred (1963-67)
WHITSON, Ed (1982)
WICKANDER, Kevin ('89-90, '92-93)
WICKMAN, Bob (2000-06)
WIGHT, Bill (1953, 55)
WIHTOL, Sandy (1979-80, '82)
WILCOX, Milt (1972-74)
WILHELM, Hoyt (1957-58)
WILIE, Denney (1915)
WILKINS, Eric (1979)
WILKINSON, Roy (1918)
WILKS, Ted (1952-53)
WILLARD, Jerry (1984-85)
WILLIAMS, Alva (1918)
WILLIAMS, Brian (2000)
WILLIAMS, Dick (1957)
WILLIAMS, Eddie (1986-88)
WILLIAMS, Fred (1945)
WILLIAMS, Matt (1997)
WILLIAMS, Reggie (1988)
WILLIAMS, Stan (1965, '67-69)
WILLIAMS, Walt (1973)
WILLIS, Les (1947)
WILLS, Frank (1986-87)
WILSON, Arthur (1921)
WILSON, Bob (1960)
WILSON, Enrique (1997-2000)
WILSON, Francis (1928)
WILSON, Jim (1985)
WILSON, Nigel (1996)
WINCHELL, Fred (1909)
WINEGARNER, Ralph (1930, '32, '34-36)
WINFIELD, Dave (1995)
WINN, George (1922-23)
WISE, Rick (1978-79)
WITT, Bobby (2000)
WITTGREN, Nick (2019)
WOHLERS, Mark (2002)
- WOJNA, Ed (1989)
WOLF, Ernest (1912)
WOLFF, Roger (1947)
WOOD, Blake (2013-14)
WOOD, Hunter (2019)
WOOD, Joe (1917-22)
WOOD, Kerry (2009-10)
WOOD, Robert (1901-02)
WOOD, Roy (1914-15)
WOODARD, Steve (2000-01)
WOODESHICK, Hal (1958)
WOODLING, Gene (1943, '46, '55-57)
WORKMAN, Charles (1938, '41)
WORRELL, Tim (1998)
WORTHINGTON, Craig (1992)
WRIGHT, Albert (1935)
WRIGHT, Clarence (1902-03)
WRIGHT, Jamey (2010)
WRIGHT, Jaret (1997-2002)
WRIGHT, William (1909)
WYATT, Loral (1924)
WYATT, Whitlow (1937)
WYNN, Early (1949-57, '63)
-
- Y**
YEAGER, George (1901)
YETT, Rich (1986-89)
YINGLING, Earl (1911)
YORK, Michael (1991)
YOTER, Elmer (1924)
YOUNG, Bobby (1955-56)
YOUNG, Cliff (1993)
YOUNG, Cy (1909-11)
YOUNG, Ernie (2004)
YOUNG, George (1913)
YOUNG, Matt (1993)
YOUNG, Mike (1989)
YOWELL, Carl (1924-25)
-
- Z**
ZIMMER, Bradley (2017-19)
ZINN, James (1929)
ZOLDAK, Sam (1948-50)
ZUBER, William (1936, '38-40)
ZUVELLA, Paul (1988-89)
ZUVERINK, George (1951-52)

CLEVELAND FINISHES 1901-2019

YEAR	POSITION	W	L	GB	PCT.	MANAGER	A.L. CHAMPIONS
1901	Seventh	54	82	29.0	.397	James R. McAleer	Chicago
1902	Fifth	69	67	14	.507	William R. Armour	Philadelphia
1903	Third	77	63	15	.550	William R. Armour	Boston
1904	Fourth	86	65	7.5	.570	William R. Armour	Boston
1905	Fifth	76	78	19	.494	Napoleon Lajoie	Philadelphia
1906	Third	89	64	5	.582	Napoleon Lajoie	Chicago
1907	Fourth	85	67	8	.559	Napoleon Lajoie	Detroit
1908	Second	90	64	.5	.584	Napoleon Lajoie	Detroit
1909	Sixth	71	82	27.5	.464	Lajoie - James McGuire	Detroit
1910	Fifth	71	81	32	.467	James McGuire	Philadelphia
1911	Third	80	73	22	.523	McGuire - Geo. Stovall	Philadelphia
1912	Fifth	75	78	30.5	.490	Harry Davis - J.L. Birmingham	Boston
1913	Third	86	66	9.5	.566	J.L. Birmingham	Philadelphia
1914	Eighth	51	102	48.5	.333	J.L. Birmingham	Philadelphia
1915	Seventh	57	95	44.5	.375	Birmingham - Lee Fohl	Boston
1916	Sixth	77	77	14	.500	Lee Fohl	Boston
1917	Third	88	66	12	.571	Lee Fohl	Chicago
1918	Second (a)	73	54	2.5	.575	Lee Fohl	Boston
1919	Second	84	55	3.5	.604	Fohl - Tris Speaker	Chicago
1920	FIRST	98	56	(+ 2)	.636	Tris Speaker	CLEVELAND
1921	Second	94	60	4.5	.610	Tris Speaker	New York
1922	Fourth	78	76	16	.507	Tris Speaker	New York
1923	Third	82	71	16.5	.536	Tris Speaker	New York
1924	Sixth	67	86	24.5	.438	Tris Speaker	Washington
1925	Sixth	70	84	27.5	.455	Tris Speaker	Washington
1926	Second	88	66	3	.571	Tris Speaker	New York
1927	Sixth	66	87	43.5	.431	Jack McAllister	New York
1928	Seventh	62	92	39	.403	Roger Peckinpaugh	New York
1929	Third	81	71	24	.533	Roger Peckinpaugh	Philadelphia
1930	Fourth	81	73	21	.526	Roger Peckinpaugh	Philadelphia
1931	Fourth	78	76	30	.506	Roger Peckinpaugh	Philadelphia
1932	Fourth	87	65	19	.572	Roger Peckinpaugh	New York
1933	Fourth	75	76	23.5	.497	Peckinpaugh -Walter Johnson	Washington
1934	Third	85	69	16	.552	Walter Johnson	Detroit
1935	Third	82	71	12	.536	Johnson - Steve O'Neill	Detroit
1936	Fifth	80	74	22.5	.519	Steve O'Neill	New York
1937	Fourth	83	71	19	.539	Steve O'Neill	New York
1938	Third	86	66	13	.566	Oscar Vitt	New York
1939	Third	87	67	20.5	.565	Oscar Vitt	New York
1940	Second	89	65	1	.578	Oscar Vitt	Detroit
1941	Fourth (b)	75	79	26	.487	Roger Peckinpaugh	New York
1942	Fourth	75	79	28	.487	Lou Boudreau	New York
1943	Third	82	71	15.5	.536	Lou Boudreau	New York
1944	Fifth (c)	72	82	17	.468	Lou Boudreau	St. Louis
1945	Fifth	73	72	11	.503	Lou Boudreau	Detroit
1946	Sixth	68	86	36	.442	Lou Boudreau	Boston
1947	Fourth	80	74	17	.519	Lou Boudreau	New York
1948	FIRST	97	58	(+1)	.626	Lou Boudreau	CLEVELAND
1949	Third	89	65	8	.578	Lou Boudreau	New York
1950	Fourth	92	62	6	.597	Lou Boudreau	New York
1951	Second	93	61	5	.604	Al Lopez	New York
1952	Second	93	61	2	.604	Al Lopez	New York
1953	Second	92	62	8.5	.597	Al Lopez	New York
1954	FIRST	111	43	(+8)	.721	Al Lopez	CLEVELAND
1955	Second	93	61	3	.604	Al Lopez	New York
1956	Second	88	66	9	.571	Al Lopez	New York
1957	Sixth	76	77	21.5	.497	Kerby Farrell	New York
1958	Fourth	77	76	14.5	.503	Bobby Bragan - Joe Gordon	New York
1959	Second	89	65	5	.578	Joe Gordon	Chicago

BEST OWNERSHIP START

The Indians have never finished first in the first year of a new ownership. The Dolan ownership was only the second in club history to debut with a second place finish. Cleveland finished second in 1953 under the new ownership group with Myron H. "Mike" Wilson, Jr. as its president.

YEAR	POSITION	W	L	GB	PCT.	MANAGER	A.L. CHAMPIONS
1960	Fourth	76	78	21	.494	Gordon - Jimmie Dykes	New York
1961	Fifth	78	83	30.5	.484	Jimmie Dykes	New York
1962	Sixth	80	82	16	.494	Mel McGaha	New York
1963	Fifth (d)	79	83	25.5	.488	Birdie Tebbetts	New York
1964	Sixth (e)	79	83	20	.488	Birdie Tebbetts	New York
1965	Fifth	87	75	15	.537	Birdie Tebbetts	Minnesota
1966	Fifth	81	81	17	.500	Tebbetts - George Strickland	Baltimore
1967	Eighth	75	87	17	.463	Joe Adcock	Boston
1968	Third	86	75	16.5	.534	Alvin Dark	Detroit
1969*	Sixth	62	99	46.5	.385	Alvin Dark	Baltimore
1970	Fifth	76	86	32	.469	Alvin Dark	Baltimore
1971	Sixth	60	102	43	.370	Dark - John Lipon	Baltimore
1972	Fifth (g)	72	84	14	.462	Ken Aspromonte	Oakland
1973	Sixth	71	91	26	.438	Ken Aspromonte	Oakland
1974	Fourth	77	85	14	.475	Ken Aspromonte	Oakland
1975	Fourth	79	80	15.5	.497	Frank Robinson	Boston
1976	Fourth	81	78	16	.509	Frank Robinson	New York
1977	Fifth	71	90	28.5	.441	Robinson - Jeff Torborg	New York
1978	Sixth	69	90	29	.434	Jeff Torborg	New York
1979	Sixth	81	80	22	.503	Torborg - Dave Garcia	Baltimore
1980	Sixth	79	81	23	.494	Dave Garcia	Kansas City
1981	Sixth (g)	52	51	7	.505	Dave Garcia	New York
1982	Sixth (f)	78	84	17	.481	Dave Garcia	Milwaukee
1983	Seventh	70	92	28	.432	Mike Ferraro - Pat Corrales	Baltimore
1984	Sixth	75	87	29.5	.463	Pat Corrales	Detroit
1985	Seventh	60	102	39.5	.370	Pat Corrales	Kansas City
1986	Fifth	84	78	11.5	.519	Pat Corrales	Boston
1987	Seventh	61	101	37	.377	Corrales - Doc Edwards	Minnesota
1988	Sixth	78	84	11	.481	Doc Edwards	Oakland
1989	Sixth	73	89	16	.451	Edwards - John Hart	Oakland
1990	Fourth	77	85	11	.475	John McNamara	Oakland
1991	Seventh	57	105	34	.352	McNamara - Mike Hargrove	Minnesota
1992	Fourth	76	86	20	.469	Mike Hargrove	Toronto
1993	Sixth	76	86	19	.469	Mike Hargrove	Toronto
1994#	Second (g)	66	47	1	.584	Mike Hargrove	None
1995	FIRST (g)	100	44	(+30)(h)	.694	Mike Hargrove	CLEVELAND
1996	FIRST	99	62	(+14.5)	.615	Mike Hargrove	New York
1997	FIRST	86	75	(+6)	.534	Mike Hargrove	CLEVELAND
1998	FIRST	89	73	(+9)	.549	Mike Hargrove	New York
1999	FIRST	97	65	(+21.5)	.599	Mike Hargrove	New York
2000	Second	90	72	5	.556	Charlie Manuel	New York
2001	FIRST	91	71	(+6)	.562	Charlie Manuel	New York
2002	Third	74	88	20.5	.457	Manuel - Joel Skinner	Anaheim
2003	Fourth	68	94	22	.420	Eric Wedge	New York
2004	Third	80	82	12	.494	Eric Wedge	Boston
2005	Second	93	69	6	.574	Eric Wedge	Chicago
2006	Fourth	78	84	18	.481	Eric Wedge	Detroit
2007	FIRST	96	66	(+8)	.593	Eric Wedge	Boston
2008	Third	81	81	7.5	.500	Eric Wedge	Tampa Bay
2009	Fourth (i)	65	97	21.5	.401	Eric Wedge	New York
2010	Fourth	69	93	25	.426	Manny Acta	Texas
2011	Second	80	82	15	.494	Manny Acta	Texas
2012	Fourth	68	94	20	.420	Acta - Sandy Alomar	Detroit
2013	Second (j)	92	70	1 (+0.5)	.568	Terry Francona	Boston
2014	Third	85	77	5	.525	Terry Francona	Kansas City
2015	Third	81	80	13.5	.503	Terry Francona	Kansas City
2016	FIRST	94	67	(+8)	.584	Terry Francona	CLEVELAND
2017	FIRST	102	60	(+17)	.630	Terry Francona	Houston
2018	FIRST	91	71	(+13)	.562	Terry Francona	Boston
2019	Second	93	69	8	.574	Terry Francona	Houston

FINISHES: First-13; Second-18; Third-19; Fourth-24; Fifth-15; Sixth-21; Seventh-7; Eighth-2

HIGHEST PERCENTAGE: .721 in 1954 (American League record).

LOWEST PERCENTAGE: .333 in 1914.

(a) Short season because of World War I. Two games forfeited on Labor Day, (b) Tied with Detroit for 4th,

(c) Tied with Philadelphia for 5th,(d) Tied with Detroit for 5th, (e) Tied with Minnesota for 6th,

(f) Tied with Toronto for 6th, (g) Shortened due to labor dispute, (h) Major League record, (i) Tied with Kansas City for 4th, (j) First AL WildCard

*Two division play established (East and West), #Three division play established (East, Central and West)

RETIRED NUMBERS

BOB FELLER



19
RETIRED
1957

- Played 18 seasons with club, 1936-56, after debuting at age of 17 in 1936. Elected to Hall of Fame in 1962.
- Club's all-time leader in shutouts (46), starts (484), IP (3,827), wins (266) and SO(2,581), recording a 3.25 ERA in 570 games.
- Franchise record 8 All-Star games (started the 1941 and 1946 contests). Won 20-or-more games 6 times.
- Led AL in SO 7 times (in 1946 won 26 games and struck out a club record 348 in 371.1 innings).
- 3 no-hitters. Lost three years of his career serving in the Navy during World War 2(1942-44), seeing limited action in 1945.

LOU BOUDREAU



5
RETIRED
1970

- Played 15 seasons, 1938-52, 13 with the Indians. Tribe player-manager from 1942-1950, led the Indians to their last World Championship in 1948. Elected to Hall of Fame in 1970.
- At 728-649, he remains the all-time winningest manager in Tribe history. Also managed in Boston from 1952-54, KC from 1955-57 and the Cubs in 1960.
- 7 All-Star games, 3 as a starter. In 1944, led the A.L. with a .327 average and led the league in doubles 3 times.
- Indians all-time top 10 in games, ABs, hits, runs, doubles, RBI and extra-base hits. Hif. .355 with 106 RBI in 1948.

EARL AVERILL



3
RETIRED
1975

- Played 13 seasons, 1929-41, 11 of those with the Indians. Native of Snohomish, WA.
- Batted .331 as a rookie year and retired with a .318 lifetime average. 6 -time AL All-Star, starting 3 times.
- OF led AL with 232 hits and 15 triples in 1936. His 140 runs in 1931 are a club single-season record.
- All-time franchise leader in runs (1,154), triples (121), RBI (1,084), extra-base hits (724) & total bases (3,200).
- Elected to Baseball Hall of Fame in 1975.

MEL HARDER



18
RETIRED
1990

- Played 20 seasons, 1928-47, the most by any player in Indians history.
- 223-186 record and a 3.80 ERA, appearing in club record 582 games (223 wins are second).
- 4-time AL All-Star (1934-37). Reached double figures in victories 14 times.
- Indians all-time top-10 in IP, shutouts, wins, strikeouts and games. Pitching coach, 1948-63 (36 years with club).

LARRY DOBY



14
RETIRED
1994

- Became first African American player in AL on July 3, 1947, spending 10 seasons with Cleveland over a 13-year MLB career.
- Helped lead the club to their last World Series title in 1948, hitting .318 in the WS. In 1950, he was recognized as the game's best CF by *The Sporting News*.
- Led the AL in HR(32) & RBI (126) in 1954 & was a 7-time AL All-Star, 1949-1955. Elected to Hall of Fame in 1998.
- Was a standout for the Newark Eagles of the Negro National League. AL's first African American manager in 1978 with CWS.

BOB LEMON



21
RETIRED
1998

- Spent entire 15-year career with Cleveland, 1941-58. Converted to pitcher after 3-year stint in the Navy during WW2.
- Seven 20-win seasons are most in club history, ranking 3rd in career wins (207), IP (2850.0), starts (350) and SHO (31). Is fourth in club history in strikeouts (1277).
- Went 20-14 with a 2.82 ERA and led AL in complete games (20), shutouts (10) and innings pitched (293.2IP) in 1948 and went 2-0 in the World Series. Clubbed 37 career homers.
- Led AL in wins 3 times and innings, 4 times. 7-time AL All-Star, named *The Sporting News* Pitcher of the Year in 1948, 1950 & 1954. Managed for 8 seasons, led Yankees to the 1978 WS title. Elected to the Hall of Fame in 1976.

RETIRED NUMBERS

FRANK ROBINSON



20
RETIRED
2017

- Managed the Indians from 1975-77, breaking the managerial color barrier when hired by Nick Mileti and Phil Seghi. He guided his clubs to a 186-189 record.
- Played for 5 teams from 1956-1976 and remains the only player to win league MVP honors in both the NL and AL (1961/1966). Won the 1966 Triple Crown, was a member of two WS title teams (BAL in 1966 and 1970).
- Amassed the 4th-most career home runs (586) at the time of his retirement (he is currently 10th all-time). The 14-time All-Star was elected to the Baseball Hall of Fame in 1982.
- In addition to Cleveland, managed 16 total seasons.

JIM THOME



25
RETIRED
2018

- Spent 13 seasons with Cleveland, 1991-2002 & again in 2011. 5-time All-Star, appeared in 55 postseason games with club.
- Finished his career as club's all-time leader in career home runs (337) & walks (1008) & ranks 2nd in club history in career RBI (937) and third in on-base pct. (.414) and OPS (.980).
- Owns two of the top three single-season home run marks in the history of the club (club-record 52 in 2002; 49 in 2001).
- Retired following the 2012 season and currently ranks eighth in the history of MLB in career home runs (612) and seventh in walks (1747). Elected to Hall of Fame in 2018.

THE FANS



455
RETIRED
2001

- Commemorating a then Major League record 455 consecutive sellouts in Progressive Field, June 12, 1995-April 2, 2001.
- Sold out all 401 home dates over five straight campaigns, 1996-2000.
- Sellout streak ended on April 4, 2001 and the number 455 was retired on April 22, 2001.

JACKIE ROBINSON



42
RETIRED
1997

- Broke the MLB color barrier on April 15, 1947 with the Brooklyn Dodgers. Inducted into the Hall of Fame in 1962.
- Was the 1947 NL Rookie of the Year and 1949 NL Most Valuable Player.
- Six-time NL All-Star from 1949-54 over 10-year career from 1947-56. Won the 1949 NL batting crown (.342).
- Played in six World Series (title in 1955).

FELLER DEBUT

July 19, 2001 marked the 65th anniversary of Bob Feller's debut with the Indians on July 19, 1936. Bob took his big league bow in a relief appearance at Washington. The next month, Bob made his starting debut and recorded 15 strikeouts as Cleveland beat the St. Louis Browns 4-1 at League Park.

INDIANS ALL-TIME RECORDS VS. OPPONENTS

OPPONENTS	WON	LOST	PCT.
Baltimore Orioles (1901-1902).....	20	20	.500
Baltimore Orioles/Milwaukee (1901)/St. Louis ('02-'53).....	1140	866	.568
Boston Red Sox	1046	987	.515
Chicago White Sox	1082	1097	.497
Detroit Tigers	1115	1125	.498
Houston Astros	38	28	.576
Kansas City Royals.....	382	342	.528
Los Angeles Angels of Anaheim	323	328	.496
Minnesota Twins/Washington Senators (1901-60)	1159	1015	.533
New York Yankees.....	873	1106	.441
Oakland As/Philadelphia As ('01-'54)/KC As('55-'67).....	1035	918	.530
Seattle Mariners.....	230	183	.557
Tampa Bay Rays.....	96	68	.585
Texas Rangers/Washington Senators (1961-71).....	329	346	.487
Toronto Blue Jays	214	210	.505
Arizona Diamondbacks.....	9	10	.474
Atlanta Braves.....	7	8	.467
Chicago Cubs.....	12	10	.545
Cincinnati Reds.....	63	50	.558
Colorado Rockies	12	13	.480
Los Angeles Dodgers	5	7	.417
Miami Marlins.....	11	11	.500
Seattle Pilots (1969)/Milwaukee Brewers (1970-2019)	207	207	.500
Washington Nationals (2005-19)/Montreal (1969-2004)	8	11	.421
New York Mets.....	5	13	.278
Philadelphia Phillies.....	8	11	.421
Pittsburgh Pirates	18	21	.462
St. Louis Cardinals.....	16	10	.615
San Diego Padres.....	9	6	.600
San Francisco Giants	5	10	.333
Totals	9477	9037	.512

INDIANS BEST AND WORST STARTS

BEST STARTS AFTER 15 GAMES

1966	14-1
1942, 1988, 1999	12-3
1925, 1930, 1935, 1938, 1941, 1948, 1959, 1998, 2002, 2011	11-4

BEST STARTS AFTER 20 GAMES

1941, 1988.....	16-4
1966, 1999	15-5
1913, 1920, 1921, 1940, 1942, 1948, 1959, 1995	14-6

WORST STARTS AFTER 15 GAMES

1969	1-14
1901, 1902, 1987.....	4-11

WORST STARTS AFTER 20 GAMES

1969	3-17
1901	4-16
1902.....	5-15

CLEVELAND INDIANS MANAGERS

Listed as Name, (Age when took over Tribe), Years as Tribe Skipper, W-L/winning pct.

- | | |
|--|---|
| <ol style="list-style-type: none"> 1. James R. McAleer, (36), 1901, 54-82/.397 2. William R. Armour, (32), 1902-1904, 232-195/.543 3. Napoleon Lajoie, (30), 1905-1909, 397-330/.546 4. James McGuire, (45), 1909-1911, 91-117/.438 5. George Stovall, (33), 1911, 74-62/.544 6. Harry Davis, (38), 1912, 54-71/.432 7. J.L. Birmingham, (28), 1912-1915, 170-191/.471 8. Lee Fohl, (38), 1915-1919, 327-310/.513 9. Tris Speaker, (31), 1919-1926, 617-520/.543 10. Jack McCallister, (48), 1927, 66-87/.431 11. Roger Peckinpaugh, (37), 1928-1933 and 1941, 490-481/.505 12. Walter Johnson, (45), 1933-1935, 180-168/.517 13. Steve O'Neill, (44), 1935-1937, 199-168/.542 14. Oscar Vitt, (48), 1938-1940, 262-198/.570 15. Lou Boudreau, (24), 1942-1950, 728-649/.529 16. Al Lopez, (42), 1951-1956, 570-354/.617 17. Kerby Farrell, (43), 1957, 76-77/.497 18. Bobby Bragan, (40), 1958, 31-36/.463 19. Joe Gordon, (43), 1958-1960, 184-151/.549 20. Jimmie Dykes, (63), 1960-1961, 105-115/.477 21. Mel McGaha, (35 + 197), 1962, 80-82/.494 | <ol style="list-style-type: none"> 22. Birdie Tebbets, (50), 1963-1966, 311-298/.511 23. George Strickland, (40), 1966, 15-24/.385 24. Joe Adcock, (39), 1967, 75-87/.463 25. Alvin Dark, (46), 1968-1971, 266-321/.453 26. John Lipon, (48), 1971, 18-41/.305 27. Ken Aspromonte, (40), 1972-1974, 220-260/.458 28. Frank Robinson, (39), 1975-1977, 186-189/.496 29. Jeff Torborg, (35 + 205), 1977-1979, 157-201/.439 30. Dave Garcia, (58), 1979-1982, 247-244/.503 31. Mike Ferraro, (38), 1983, 40-60/.400 32. Pat Corrales, (42), 1983-1987, 280-355/.441 33. Doc Edwards, (50), 1987-1989, 173-207/.455 34. John Hart, (41), 1989, 8-11/.421 35. John McNamara, (57), 1990-1991, 102-137/.427 36. Mike Hargrove, (41), 1991-1999, 721-591/.550 37. Charlie Manuel, (56), 2000-2002, 220-190/.537 38. Joel Skinner, (41), 2002, 35-41/.461 39. Eric Wedge, (35), 2003-2009, 561-573/.495 40. Manny Acta, (40), 2010-12, 214-266/.446 41. Sandy Alomar, Jr. (46), 2012, 3-3/.500 42. Terry Francona (53), 2013-19, 638-494/.564 |
|--|---|

TOP TEN — WINNING PCT.

1. Al Lopez, .617 (570-354)
2. Oscar Vitt, .570 (262-198)
3. **Terry Francona, .564 (638-494)**
4. Mike Hargrove, .550 (721-591)
5. Joe Gordon, .549 (184-151)
6. Nap Lajoie, .546 (397-330)
7. George Stovall, .544 (74-62)
8. William Armour, .543 (232-195)
9. Tris Speaker, .543 (617-520)
10. Steve O'Neill, .542 (199-168)

TOP TEN — TOTAL WINS

1. Lou Boudreau (728-649)
2. Mike Hargrove (721-591)
3. **Terry Francona (638-494)**
4. Tris Speaker (617-520)
5. Al Lopez (570-354)
6. Eric Wedge (561-573)
7. Roger Peckinpaugh (490-481)
8. Nap Lajoie (397-330)
9. Lee Fohl (327-310)
10. Birdie Tebbets (311-298)

WORST WINNING PERCENTAGE

John Lipon, .305 (18-41)

CLEVELAND INDIANS

WINNING AND LOSING STREAKS

(10 games or more)

Longest Overall Winning Streaks

22 Games	August 24-Sept. 14, 2017(A.L.Record)
14 Games	June 17-July 1, 2016
13 Games	August 1-15, 1951 April 18-May 2, 1942
12 Games	July 8-21, 1922
11 Games	May 23-June 4, 1982 September 8-20, 1954 May 13-23, 1954 April 25-May 5, 1941
10 Games	September 19-29, 2013(ended season) August 17-27, 2008 April 3-13, 2002 April 28-May 9, 2001 June 11-20, 1994 April 26-May 7, 1986 July 23-31, 1979 April 11-28, 1966** June 13-22, 1965 May 30-June 8, 1961 May 25-June 4, 1931 September 12-21, 1919 September 14-24, 1917 August 30-Sept. 9, 1911

Longest Home Winning Streaks

18 Games	May 13-June 19, 1994
16 Games	July 19-August 23, 1951
14 Games	April 13-May 10, 2011 August 18-September 10, 1995 May 13-30, 1954
13 Games	May 31-June 22, 1965 April 6-May 17, 1996 June 1-July 5, 2016
11 Games	August 4-30, 1902 April 23-May 5, 1941 August 6-19, 1954 July 21-August 21, 1955 July 11-August 1, 2013 Aug. 24-Sept. 14, 2017
10 Games	September 9-23, 1908 June 27-July 28, 1954 May 19-June 16, 2014

Longest Road Winning Streaks

14 Games	Aug. 28-Sept. 21, 2017
12 Games	July 8-21, 1922
11 Games	April 17-May 16, 2001 Aug. 30-Sept. 23, 1938
10 Games	September 14-24, 1917 September 12-21, 1919 August 8-September 5, 2008

**Start of season

(a) Lost a total of 16-straight games from August 30, 2009-April 5, 2010

Longest Overall Winning Streaks (MLB History)

*26 Games	Sept. 7-30, 1916 (NY Giants)
22 Games	Aug. 24-Sept. 14, 2017 (Cleveland Indians)
21 Games	Sept. 4-27, 1935 (Chicago Cubs)
20 Games	Aug. 13-Sept. 4, 2002 (Oakland A's)
19 Games	June 29-July 17, 1947 (NY Yankees) Aug. 2-23, 1906 (Chicago White Sox)
18 Games	May 27-June 14, 1953 (NY Yankees) June 16-July 4, 1904 (NY Giants)

*Occurred over 27 games and included a 9.0-IP tie game on Sept. 18, 1916 vs. Pittsburgh (G2) that was re-played the next day. The tie came after winning 12 straight games.

Longest Overall Losing Streaks (club history)

12 Games	May 7-21, 1931
11 Games	July 27-August 7, 2012 September 13-24, 2009 September 2-16, 1928 September 10-22, 1909 May 5-17, 1901
10 Games	June 28-July 9, 2008 June 17-27, 1979 May 30-June 10, 1973 April 16-27, 1969 July 27-August 7, 1905

Longest Home Losing Streaks

11 Games	May 8-21, 1931
----------	----------------

Longest Road Losing Streaks

15 Games	August 30-October 4, 2009 (a)
12 Games	July 14-August 4, 1963 June 21-July 12, 1991 May 24-June 10, 2013
11 Games	September 10-22, 1909 August 11-24, 1916
10 Games	July 19-August 5, 2012 June 22-July 18, 2008

LONGEST TENURE WITH CLEVELAND

SEASONS	PLAYER	YEARS	PLAYER	YEARS
20	Mel Harder	1928-47		
18	Bob Feller	1936-41, 1945-56		
15	Terry Turner Willis Hudlin	1904-18 1926-40	Bob Lemon	1941-42, 1946-58
14	Jack Graney Charlie Jamieson	1908, 1910-22 1919-32	Jim Hegan	1941-42, 1946-57
13	Nap Lajoie Steve O'Neill Luke Sewell Glenn Myatt	1902-14 1911-23 1921-32, 1939 1923-35	Lou Boudreau Steve Gromek Charles Nagy Jim Thome	1938-50 1941-53 1990-2002 1991-2002, 2011
12	Ken Keltner	1937-44, 1946-49	Mike Garcia	1948-59
11	Sandy Alomar Guy Morton Tris Speaker George Uhle Joe Sewell	1990-2000 1914-24 1916-26 1919-28, 1936 1920-30	Earl Averill Dale Mitchell Sam McDowell Omar Vizquel	1929-39 1946-56 1961-71 1994-2004
10	Bill Bradley Bill Wambsgans Clint Brown Jeff Heath Larry Doby Al Rosen Bobby Avila	1901-10 1914-23 1928-35, 1941-42 1936-45 1947-55, 1958 1947-56 1949-58	Early Wynn Gary Bell Andre Thornton Kenny Lofton Travis Hafner Michael Brantley Carlos Carrasco	1949-57, 1963 1958-67 1977-79, 1981-87 1992-96, 1998-2001, 2007 2003-2012 2009-2018 2009-2019

FATHERS AND SONS WHO PLAYED FOR CLEVELAND

Howard Earl (1929-39) and Earl Douglas Averill (1956, 1958)

Jim, Sr. (1916-22) and Jim Bagby, Jr. (1941-45)

Tito (1959-64) and Terry Francona (1988)

Buddy (1972-78) and David Bell (1995, 1998)

Camilo (1965) and Mark Carreon (1996)

Dave (1973-74) and Shelley Duncan (2010-12)

BROTHERS WHO PLAYED FOR CLEVELAND

Joey (1998) and Alex Cora (2005)

Sandy (1990-2000) and Robert Alomar (1999-2001)

Dick (1957-59) and Larry Brown (1963-71)

Veau (1911-14) and Dave Gregg (1913)

Bill (1907-09) and Harry Hinchman (1907)

Jim (1959-63, 1974-75) and Gaylord Perry (1972-75)

Herbert (1994-96) and Chan Perry (2000)

Joe (1920-30) and Luke Sewell (1921-32, 1939)

Jesse (1903) and George Stovall (1904-11)

Jolbert Cabrera (1998-2002) and Orlando Cabrera (2011)

YEAR-BY-YEAR ATTENDANCE AT HOME

1901 131,380	1940 902,576	1980 1,033,827
1902 275,395	1941 745,948	1981 661,395
1903 311,280	1942 459,447	1982 1,044,021
1904 264,749	1943 438,894	1983 768,941
1905 316,306	1944 475,272	1984 734,079
1906 325,733	1945 558,182	1985 655,181
1907 382,046	1946 1,057,289	1986 1,471,805
1908 422,242	1947 1,521,978	1987 1,077,898
1909 354,627	1948 #2,620,627	1988 1,411,610
	1949 2,233,771	1989 1,285,542
<hr/>		
1910 293,456	1950 1,727,464	1990 1,225,240
1911 406,296	1951 1,704,984	1991 1,051,863
1912 336,844	1952 1,444,607	1992 1,224,274
1913 541,000	1953 1,069,176	1993 2,177,908
1914 185,997	1954 1,335,472	1994 1,995,174
1915 159,285	1955 1,221,780	1995 2,842,745
1916 492,106	1956 865,467	1996 3,318,174
1917 477,298	1957 722,256	1997 3,404,750
1918 #295,515	1958 663,805	1998 3,467,299
1919 538,135	1959 1,497,976	1999 #3,468,460
<hr/>		
1920 912,832	1960 950,985	2000 #3,456,278
1921 748,705	1961 725,547	2001 3,175,523
1922 528,145	1962 716,076	2002 2,616,940
1923 558,856	1963 562,507	2003 1,730,001
1924 481,905	1964 653,293	2004 1,814,401
1925 419,005	1965 934,786	2005 2,013,763
1926 627,426	1966 903,359	2006 1,997,995
1927 373,138	1967 662,980	2007 2,275,916
1928 375,907	1968 857,994	2008 2,169,722
1929 536,210	1969 619,970	2009 1,776,904
<hr/>		
1930 528,657	1970 729,752	2010 1,394,812
1931 483,027	1971 591,361	2011 1,840,835
1932 468,953	1972 626,354	2012 1,603,596
1933 387,936	1973 615,107	2013 1,572,926
1934 391,338	1974 1,114,262	2014 1,437,393
1935 397,615	1975 977,039	2015 1,388,905
1936 500,391	1976 948,776	2016 1,591,667
1937 564,849	1977 900,365	2017 2,048,138
1938 652,006	1978 800,584	2018 1,926,701
1939 563,926	1979 1,011,644	2019 1,738,642

*Franchise Record

#Led American League

FIRST DH IN CLUB HISTORY

The first regular season designated hitter for the Indians was John Ellis. Ellis batted clean-up on April 7, 1973 when the Tribe opened the season against the Tigers at Cleveland Stadium. In his first at-bat, in the first inning, Ellis grounded out from pitcher Mickey Lolich to first baseman Norm Cash. He went 0 for 4. Oscar Gamble was Cleveland's most frequent DH in 1973 (259 at-bats).

OPENING DAY LINE-UPS (1901-2019)

<p>■ 1901, April 24 Blues (2) at Chicago (8)</p> <table border="0"> <tr><td>Ollie Pickering</td><td>RF</td></tr> <tr><td>Jack McCarthy</td><td>LF</td></tr> <tr><td>Frank Genins</td><td>CF</td></tr> <tr><td>Candy LaChance</td><td>1B</td></tr> <tr><td>Bill Bradley</td><td>3B</td></tr> <tr><td>Erve Beck</td><td>2B</td></tr> <tr><td>Bill Hallman</td><td>SS</td></tr> <tr><td>Bob Wood</td><td>CA</td></tr> <tr><td>Bill Hoffer</td><td>P</td></tr> </table>	Ollie Pickering	RF	Jack McCarthy	LF	Frank Genins	CF	Candy LaChance	1B	Bill Bradley	3B	Erve Beck	2B	Bill Hallman	SS	Bob Wood	CA	Bill Hoffer	P	<p>■ 1907, April 11 Naps (0) at Detroit (2)</p> <table border="0"> <tr><td>Elmer Flick</td><td>CF</td></tr> <tr><td>George Stovall</td><td>1B</td></tr> <tr><td>Terry Turner</td><td>SS</td></tr> <tr><td>Nap Lajoie</td><td>2B</td></tr> <tr><td>Bunk Congalton</td><td>RF</td></tr> <tr><td>Bill Bradley</td><td>3B</td></tr> <tr><td>Joe Birmingham</td><td>LF</td></tr> <tr><td>Nig Clarke</td><td>CA</td></tr> <tr><td>Glenn Liebhardt</td><td>P</td></tr> </table>	Elmer Flick	CF	George Stovall	1B	Terry Turner	SS	Nap Lajoie	2B	Bunk Congalton	RF	Bill Bradley	3B	Joe Birmingham	LF	Nig Clarke	CA	Glenn Liebhardt	P	<p>■ 1913, April 11 Chicago (1) at Naps (3)</p> <table border="0"> <tr><td>Doc Johnston</td><td>1B</td></tr> <tr><td>Ray Chapman</td><td>SS</td></tr> <tr><td>Ivy Olson</td><td>3B</td></tr> <tr><td>Joe Jackson</td><td>RF</td></tr> <tr><td>Nap Lajoie</td><td>2B</td></tr> <tr><td>Joe Birmingham</td><td>CF</td></tr> <tr><td>Jack Graney</td><td>LF</td></tr> <tr><td>Grover Land</td><td>CA</td></tr> <tr><td>Veau Gregg</td><td>P</td></tr> </table>	Doc Johnston	1B	Ray Chapman	SS	Ivy Olson	3B	Joe Jackson	RF	Nap Lajoie	2B	Joe Birmingham	CF	Jack Graney	LF	Grover Land	CA	Veau Gregg	P	<p>■ 1919, April 25 Indians (2) at Detroit (4)</p> <table border="0"> <tr><td>Jack Graney</td><td>LF</td></tr> <tr><td>Ray Chapman</td><td>SS</td></tr> <tr><td>Tris Speaker</td><td>CF</td></tr> <tr><td>Elmer Smith</td><td>RF</td></tr> <tr><td>Larry Gardner</td><td>3B</td></tr> <tr><td>Bill Wambsgans</td><td>2B</td></tr> <tr><td>Doc Johnston</td><td>1B</td></tr> <tr><td>Steve O'Neill</td><td>CA</td></tr> <tr><td>Stan Coveleski</td><td>P</td></tr> </table>	Jack Graney	LF	Ray Chapman	SS	Tris Speaker	CF	Elmer Smith	RF	Larry Gardner	3B	Bill Wambsgans	2B	Doc Johnston	1B	Steve O'Neill	CA	Stan Coveleski	P
Ollie Pickering	RF																																																																										
Jack McCarthy	LF																																																																										
Frank Genins	CF																																																																										
Candy LaChance	1B																																																																										
Bill Bradley	3B																																																																										
Erve Beck	2B																																																																										
Bill Hallman	SS																																																																										
Bob Wood	CA																																																																										
Bill Hoffer	P																																																																										
Elmer Flick	CF																																																																										
George Stovall	1B																																																																										
Terry Turner	SS																																																																										
Nap Lajoie	2B																																																																										
Bunk Congalton	RF																																																																										
Bill Bradley	3B																																																																										
Joe Birmingham	LF																																																																										
Nig Clarke	CA																																																																										
Glenn Liebhardt	P																																																																										
Doc Johnston	1B																																																																										
Ray Chapman	SS																																																																										
Ivy Olson	3B																																																																										
Joe Jackson	RF																																																																										
Nap Lajoie	2B																																																																										
Joe Birmingham	CF																																																																										
Jack Graney	LF																																																																										
Grover Land	CA																																																																										
Veau Gregg	P																																																																										
Jack Graney	LF																																																																										
Ray Chapman	SS																																																																										
Tris Speaker	CF																																																																										
Elmer Smith	RF																																																																										
Larry Gardner	3B																																																																										
Bill Wambsgans	2B																																																																										
Doc Johnston	1B																																																																										
Steve O'Neill	CA																																																																										
Stan Coveleski	P																																																																										
<p>■ 1902, April 23 Broncos (2) at St. Louis (5)</p> <table border="0"> <tr><td>Ollie Pickering</td><td>CF</td></tr> <tr><td>Jack McCarthy</td><td>LF</td></tr> <tr><td>Erwin Harvey</td><td>RF</td></tr> <tr><td>Ossee Schreckengost</td><td>1B</td></tr> <tr><td>Frank Bonner</td><td>2B</td></tr> <tr><td>Bill Bradley</td><td>3B</td></tr> <tr><td>John Gochnaur</td><td>SS</td></tr> <tr><td>Harry Bemis</td><td>CA</td></tr> <tr><td>Earl Moore</td><td>P</td></tr> </table>	Ollie Pickering	CF	Jack McCarthy	LF	Erwin Harvey	RF	Ossee Schreckengost	1B	Frank Bonner	2B	Bill Bradley	3B	John Gochnaur	SS	Harry Bemis	CA	Earl Moore	P	<p>■ 1908, April 14 St. Louis (2) at Naps (1)</p> <table border="0"> <tr><td>Nig Clarke</td><td>LF</td></tr> <tr><td>Bill Bradley</td><td>3B</td></tr> <tr><td>George Stovall</td><td>1B</td></tr> <tr><td>Nap Lajoie</td><td>2B</td></tr> <tr><td>Terry Turner</td><td>SS</td></tr> <tr><td>Nig Clarke</td><td>CA</td></tr> <tr><td>Joe Birmingham</td><td>CF</td></tr> <tr><td>Bill Hinchman</td><td>RF</td></tr> <tr><td>Addie Joss</td><td>P</td></tr> </table>	Nig Clarke	LF	Bill Bradley	3B	George Stovall	1B	Nap Lajoie	2B	Terry Turner	SS	Nig Clarke	CA	Joe Birmingham	CF	Bill Hinchman	RF	Addie Joss	P	<p>■ 1914, April 14 Naps (2) at Chicago (5)</p> <table border="0"> <tr><td>Doc Johnston</td><td>1B</td></tr> <tr><td>Terry Turner</td><td>3B</td></tr> <tr><td>Joe Jackson</td><td>RF</td></tr> <tr><td>Nap Lajoie</td><td>2B</td></tr> <tr><td>Jack Graney</td><td>LF</td></tr> <tr><td>Ivy Olson</td><td>SS</td></tr> <tr><td>Joe Birmingham</td><td>CF</td></tr> <tr><td>Steve O'Neill</td><td>CA</td></tr> <tr><td>Willie Mitchell</td><td>P</td></tr> </table>	Doc Johnston	1B	Terry Turner	3B	Joe Jackson	RF	Nap Lajoie	2B	Jack Graney	LF	Ivy Olson	SS	Joe Birmingham	CF	Steve O'Neill	CA	Willie Mitchell	P	<p>■ 1920, April 14 St. Louis (0) at Indians (5)</p> <table border="0"> <tr><td>Jack Graney</td><td>LF</td></tr> <tr><td>Ray Chapman</td><td>SS</td></tr> <tr><td>Tris Speaker</td><td>CF</td></tr> <tr><td>Elmer Smith</td><td>RF</td></tr> <tr><td>Larry Gardner</td><td>3B</td></tr> <tr><td>Bill Wambsgans</td><td>2B</td></tr> <tr><td>Doc Johnston</td><td>1B</td></tr> <tr><td>Steve O'Neill</td><td>CA</td></tr> <tr><td>Stan Coveleski</td><td>P</td></tr> </table>	Jack Graney	LF	Ray Chapman	SS	Tris Speaker	CF	Elmer Smith	RF	Larry Gardner	3B	Bill Wambsgans	2B	Doc Johnston	1B	Steve O'Neill	CA	Stan Coveleski	P
Ollie Pickering	CF																																																																										
Jack McCarthy	LF																																																																										
Erwin Harvey	RF																																																																										
Ossee Schreckengost	1B																																																																										
Frank Bonner	2B																																																																										
Bill Bradley	3B																																																																										
John Gochnaur	SS																																																																										
Harry Bemis	CA																																																																										
Earl Moore	P																																																																										
Nig Clarke	LF																																																																										
Bill Bradley	3B																																																																										
George Stovall	1B																																																																										
Nap Lajoie	2B																																																																										
Terry Turner	SS																																																																										
Nig Clarke	CA																																																																										
Joe Birmingham	CF																																																																										
Bill Hinchman	RF																																																																										
Addie Joss	P																																																																										
Doc Johnston	1B																																																																										
Terry Turner	3B																																																																										
Joe Jackson	RF																																																																										
Nap Lajoie	2B																																																																										
Jack Graney	LF																																																																										
Ivy Olson	SS																																																																										
Joe Birmingham	CF																																																																										
Steve O'Neill	CA																																																																										
Willie Mitchell	P																																																																										
Jack Graney	LF																																																																										
Ray Chapman	SS																																																																										
Tris Speaker	CF																																																																										
Elmer Smith	RF																																																																										
Larry Gardner	3B																																																																										
Bill Wambsgans	2B																																																																										
Doc Johnston	1B																																																																										
Steve O'Neill	CA																																																																										
Stan Coveleski	P																																																																										
<p>■ 1903, April 22 Naps (2) at Detroit (4)</p> <table border="0"> <tr><td>Harry Bay</td><td>CF</td></tr> <tr><td>Bill Bradley</td><td>3B</td></tr> <tr><td>Nap Lajoie</td><td>2B</td></tr> <tr><td>Charlie Hickman</td><td>1B</td></tr> <tr><td>Elmer Flick</td><td>RF</td></tr> <tr><td>Jack McCarthy</td><td>LF</td></tr> <tr><td>John Gochnaur</td><td>SS</td></tr> <tr><td>Harry Bemis</td><td>CA</td></tr> <tr><td>Addie Joss</td><td>P</td></tr> </table>	Harry Bay	CF	Bill Bradley	3B	Nap Lajoie	2B	Charlie Hickman	1B	Elmer Flick	RF	Jack McCarthy	LF	John Gochnaur	SS	Harry Bemis	CA	Addie Joss	P	<p>■ 1909, April 14 Naps (4) at St. Louis (2)</p> <table border="0"> <tr><td>J Clarke</td><td>LF</td></tr> <tr><td>Bill Bradley</td><td>3B</td></tr> <tr><td>Terry Turner</td><td>SS</td></tr> <tr><td>Nap Lajoie</td><td>2B</td></tr> <tr><td>George Stovall</td><td>1B</td></tr> <tr><td>N Clarke</td><td>CA</td></tr> <tr><td>Bris Lord</td><td>CF</td></tr> <tr><td>Bill Hinchman</td><td>RF</td></tr> <tr><td>Addie Joss</td><td>P</td></tr> </table>	J Clarke	LF	Bill Bradley	3B	Terry Turner	SS	Nap Lajoie	2B	George Stovall	1B	N Clarke	CA	Bris Lord	CF	Bill Hinchman	RF	Addie Joss	P	<p>■ 1915, April 14 Indians (5) at Detroit (1)</p> <table border="0"> <tr><td>Nemo Leibold</td><td>CF</td></tr> <tr><td>Terry Turner</td><td>2B</td></tr> <tr><td>Ray Chapman</td><td>SS</td></tr> <tr><td>Joe Jackson</td><td>RF</td></tr> <tr><td>Jack Graney</td><td>LF</td></tr> <tr><td>Walter Barbare</td><td>3B</td></tr> <tr><td>Pete Shields</td><td>1B</td></tr> <tr><td>Steve O'Neill</td><td>CA</td></tr> <tr><td>Willie Mitchell</td><td>P</td></tr> </table>	Nemo Leibold	CF	Terry Turner	2B	Ray Chapman	SS	Joe Jackson	RF	Jack Graney	LF	Walter Barbare	3B	Pete Shields	1B	Steve O'Neill	CA	Willie Mitchell	P	<p>■ 1921, April 13 Indians (2) at St. Louis (4)</p> <table border="0"> <tr><td>Charlie Jamieson</td><td>LF</td></tr> <tr><td>Doc Johnston</td><td>1B</td></tr> <tr><td>Tris Speaker</td><td>CF</td></tr> <tr><td>Elmer Smith</td><td>RF</td></tr> <tr><td>Larry Gardner</td><td>3B</td></tr> <tr><td>Joe Sewell</td><td>SS</td></tr> <tr><td>Riggs Stephenson</td><td>2B</td></tr> <tr><td>Steve O'Neill</td><td>CA</td></tr> <tr><td>Stan Coveleski</td><td>P</td></tr> </table>	Charlie Jamieson	LF	Doc Johnston	1B	Tris Speaker	CF	Elmer Smith	RF	Larry Gardner	3B	Joe Sewell	SS	Riggs Stephenson	2B	Steve O'Neill	CA	Stan Coveleski	P
Harry Bay	CF																																																																										
Bill Bradley	3B																																																																										
Nap Lajoie	2B																																																																										
Charlie Hickman	1B																																																																										
Elmer Flick	RF																																																																										
Jack McCarthy	LF																																																																										
John Gochnaur	SS																																																																										
Harry Bemis	CA																																																																										
Addie Joss	P																																																																										
J Clarke	LF																																																																										
Bill Bradley	3B																																																																										
Terry Turner	SS																																																																										
Nap Lajoie	2B																																																																										
George Stovall	1B																																																																										
N Clarke	CA																																																																										
Bris Lord	CF																																																																										
Bill Hinchman	RF																																																																										
Addie Joss	P																																																																										
Nemo Leibold	CF																																																																										
Terry Turner	2B																																																																										
Ray Chapman	SS																																																																										
Joe Jackson	RF																																																																										
Jack Graney	LF																																																																										
Walter Barbare	3B																																																																										
Pete Shields	1B																																																																										
Steve O'Neill	CA																																																																										
Willie Mitchell	P																																																																										
Charlie Jamieson	LF																																																																										
Doc Johnston	1B																																																																										
Tris Speaker	CF																																																																										
Elmer Smith	RF																																																																										
Larry Gardner	3B																																																																										
Joe Sewell	SS																																																																										
Riggs Stephenson	2B																																																																										
Steve O'Neill	CA																																																																										
Stan Coveleski	P																																																																										
<p>■ 1904, April 14 Naps (6) at Chicago (1)</p> <table border="0"> <tr><td>Elmer Flick</td><td>RF</td></tr> <tr><td>Harry Bay</td><td>CF</td></tr> <tr><td>Bill Bradley</td><td>3B</td></tr> <tr><td>Nap Lajoie</td><td>2B</td></tr> <tr><td>Charlie Hickman</td><td>1B</td></tr> <tr><td>Billy Lush</td><td>LF</td></tr> <tr><td>Terry Turner</td><td>SS</td></tr> <tr><td>Harry Bemis</td><td>CA</td></tr> <tr><td>Bill Bernhard</td><td>P</td></tr> </table>	Elmer Flick	RF	Harry Bay	CF	Bill Bradley	3B	Nap Lajoie	2B	Charlie Hickman	1B	Billy Lush	LF	Terry Turner	SS	Harry Bemis	CA	Bill Bernhard	P	<p>■ 1910, April 14 Naps (9) at Detroit (7)</p> <table border="0"> <tr><td>Art Kruger</td><td>LF</td></tr> <tr><td>Bill Bradley</td><td>3B</td></tr> <tr><td>Terry Turner</td><td>2B</td></tr> <tr><td>Nap Lajoie</td><td>1B</td></tr> <tr><td>Bris Lord</td><td>RF</td></tr> <tr><td>Nig Clarke</td><td>CA</td></tr> <tr><td>Joe Birmingham</td><td>CF</td></tr> <tr><td>Neal Ball</td><td>SS</td></tr> <tr><td>Addie Joss</td><td>P</td></tr> </table>	Art Kruger	LF	Bill Bradley	3B	Terry Turner	2B	Nap Lajoie	1B	Bris Lord	RF	Nig Clarke	CA	Joe Birmingham	CF	Neal Ball	SS	Addie Joss	P	<p>■ 1916, April 12 St. Louis (6) at Indians (1)</p> <table border="0"> <tr><td>Jack Graney</td><td>LF</td></tr> <tr><td>Ray Chapman</td><td>SS</td></tr> <tr><td>Braggo Roth</td><td>RF</td></tr> <tr><td>Tris Speaker</td><td>CF</td></tr> <tr><td>Chick Gandil</td><td>1B</td></tr> <tr><td>Terry Turner</td><td>2B</td></tr> <tr><td>Joe Evans</td><td>3B</td></tr> <tr><td>Steve O'Neill</td><td>CA</td></tr> <tr><td>Willie Mitchell</td><td>P</td></tr> </table>	Jack Graney	LF	Ray Chapman	SS	Braggo Roth	RF	Tris Speaker	CF	Chick Gandil	1B	Terry Turner	2B	Joe Evans	3B	Steve O'Neill	CA	Willie Mitchell	P	<p>■ 1922, April 12 Detroit (4) at Indians (7)</p> <table border="0"> <tr><td>Joe Evans</td><td>LF</td></tr> <tr><td>Bill Wambsgans</td><td>2B</td></tr> <tr><td>Tris Speaker</td><td>CF</td></tr> <tr><td>Stuffy McInnis</td><td>1B</td></tr> <tr><td>Joe Sewell</td><td>SS</td></tr> <tr><td>Larry Gardner</td><td>3B</td></tr> <tr><td>Joe Wood</td><td>RF</td></tr> <tr><td>Les Nunamaker</td><td>CA</td></tr> <tr><td>Guy Morton</td><td>P</td></tr> </table>	Joe Evans	LF	Bill Wambsgans	2B	Tris Speaker	CF	Stuffy McInnis	1B	Joe Sewell	SS	Larry Gardner	3B	Joe Wood	RF	Les Nunamaker	CA	Guy Morton	P
Elmer Flick	RF																																																																										
Harry Bay	CF																																																																										
Bill Bradley	3B																																																																										
Nap Lajoie	2B																																																																										
Charlie Hickman	1B																																																																										
Billy Lush	LF																																																																										
Terry Turner	SS																																																																										
Harry Bemis	CA																																																																										
Bill Bernhard	P																																																																										
Art Kruger	LF																																																																										
Bill Bradley	3B																																																																										
Terry Turner	2B																																																																										
Nap Lajoie	1B																																																																										
Bris Lord	RF																																																																										
Nig Clarke	CA																																																																										
Joe Birmingham	CF																																																																										
Neal Ball	SS																																																																										
Addie Joss	P																																																																										
Jack Graney	LF																																																																										
Ray Chapman	SS																																																																										
Braggo Roth	RF																																																																										
Tris Speaker	CF																																																																										
Chick Gandil	1B																																																																										
Terry Turner	2B																																																																										
Joe Evans	3B																																																																										
Steve O'Neill	CA																																																																										
Willie Mitchell	P																																																																										
Joe Evans	LF																																																																										
Bill Wambsgans	2B																																																																										
Tris Speaker	CF																																																																										
Stuffy McInnis	1B																																																																										
Joe Sewell	SS																																																																										
Larry Gardner	3B																																																																										
Joe Wood	RF																																																																										
Les Nunamaker	CA																																																																										
Guy Morton	P																																																																										
<p>■ 1905, April 15 Detroit (2) at Naps (6)</p> <table border="0"> <tr><td>Rube Vinson</td><td>LF</td></tr> <tr><td>Harry Bay</td><td>CF</td></tr> <tr><td>Jim Jackson</td><td>RF</td></tr> <tr><td>Nap Lajoie</td><td>2B</td></tr> <tr><td>Bill Bradley</td><td>3B</td></tr> <tr><td>Terry Turner</td><td>SS</td></tr> <tr><td>Charlie Carr</td><td>1B</td></tr> <tr><td>Harry Bemis</td><td>CA</td></tr> <tr><td>Earl Moore</td><td>P</td></tr> </table>	Rube Vinson	LF	Harry Bay	CF	Jim Jackson	RF	Nap Lajoie	2B	Bill Bradley	3B	Terry Turner	SS	Charlie Carr	1B	Harry Bemis	CA	Earl Moore	P	<p>■ 1911, April 12 Naps (3) at St. Louis (12)</p> <table border="0"> <tr><td>Jack Graney</td><td>LF</td></tr> <tr><td>Terry Turner</td><td>3B</td></tr> <tr><td>Joe Jackson</td><td>CF</td></tr> <tr><td>Nap Lajoie</td><td>2B</td></tr> <tr><td>Ted Easterly</td><td>RF</td></tr> <tr><td>George Stovall</td><td>1B</td></tr> <tr><td>Syd Smith</td><td>CA</td></tr> <tr><td>Ivy Olson</td><td>SS</td></tr> <tr><td>Fred Blanding</td><td>P</td></tr> </table>	Jack Graney	LF	Terry Turner	3B	Joe Jackson	CF	Nap Lajoie	2B	Ted Easterly	RF	George Stovall	1B	Syd Smith	CA	Ivy Olson	SS	Fred Blanding	P	<p>■ 1917, April 11 Indians (6) at Detroit (4)</p> <table border="0"> <tr><td>Jack Graney</td><td>LF</td></tr> <tr><td>Ray Chapman</td><td>SS</td></tr> <tr><td>Tris Speaker</td><td>CF</td></tr> <tr><td>Braggo Roth</td><td>RF</td></tr> <tr><td>Bill Wambsgans</td><td>2B</td></tr> <tr><td>Lou Guisto</td><td>1B</td></tr> <tr><td>Terry Turner</td><td>3B</td></tr> <tr><td>Steve O'Neill</td><td>CA</td></tr> <tr><td>Stan Coveleski</td><td>P</td></tr> </table>	Jack Graney	LF	Ray Chapman	SS	Tris Speaker	CF	Braggo Roth	RF	Bill Wambsgans	2B	Lou Guisto	1B	Terry Turner	3B	Steve O'Neill	CA	Stan Coveleski	P	<p>■ 1923, April 18 Chicago (5) at Indians (6)</p> <table border="0"> <tr><td>Charlie Jamieson</td><td>LF</td></tr> <tr><td>Bill Wambsgans</td><td>2B</td></tr> <tr><td>Tris Speaker</td><td>CF</td></tr> <tr><td>Lou Guisto</td><td>1B</td></tr> <tr><td>Homer Summa</td><td>RF</td></tr> <tr><td>Joe Sewell</td><td>SS</td></tr> <tr><td>Rube Lutzke</td><td>3B</td></tr> <tr><td>Steve O'Neill</td><td>CA</td></tr> <tr><td>Stan Coveleski</td><td>P</td></tr> </table>	Charlie Jamieson	LF	Bill Wambsgans	2B	Tris Speaker	CF	Lou Guisto	1B	Homer Summa	RF	Joe Sewell	SS	Rube Lutzke	3B	Steve O'Neill	CA	Stan Coveleski	P
Rube Vinson	LF																																																																										
Harry Bay	CF																																																																										
Jim Jackson	RF																																																																										
Nap Lajoie	2B																																																																										
Bill Bradley	3B																																																																										
Terry Turner	SS																																																																										
Charlie Carr	1B																																																																										
Harry Bemis	CA																																																																										
Earl Moore	P																																																																										
Jack Graney	LF																																																																										
Terry Turner	3B																																																																										
Joe Jackson	CF																																																																										
Nap Lajoie	2B																																																																										
Ted Easterly	RF																																																																										
George Stovall	1B																																																																										
Syd Smith	CA																																																																										
Ivy Olson	SS																																																																										
Fred Blanding	P																																																																										
Jack Graney	LF																																																																										
Ray Chapman	SS																																																																										
Tris Speaker	CF																																																																										
Braggo Roth	RF																																																																										
Bill Wambsgans	2B																																																																										
Lou Guisto	1B																																																																										
Terry Turner	3B																																																																										
Steve O'Neill	CA																																																																										
Stan Coveleski	P																																																																										
Charlie Jamieson	LF																																																																										
Bill Wambsgans	2B																																																																										
Tris Speaker	CF																																																																										
Lou Guisto	1B																																																																										
Homer Summa	RF																																																																										
Joe Sewell	SS																																																																										
Rube Lutzke	3B																																																																										
Steve O'Neill	CA																																																																										
Stan Coveleski	P																																																																										
<p>■ 1906, April 17 Naps (3) at St. Louis (1)</p> <table border="0"> <tr><td>Harry Bay</td><td>CF</td></tr> <tr><td>Bill Bradley</td><td>3B</td></tr> <tr><td>Elmer Flick</td><td>RF</td></tr> <tr><td>Nap Lajoie</td><td>2B</td></tr> <tr><td>Terry Turner</td><td>SS</td></tr> <tr><td>Jim Jackson</td><td>LF</td></tr> <tr><td>George Stovall</td><td>1B</td></tr> <tr><td>Fritz Buelow</td><td>CA</td></tr> <tr><td>Otto Hess</td><td>P</td></tr> </table>	Harry Bay	CF	Bill Bradley	3B	Elmer Flick	RF	Nap Lajoie	2B	Terry Turner	SS	Jim Jackson	LF	George Stovall	1B	Fritz Buelow	CA	Otto Hess	P	<p>■ 1912, April 11 Detroit (2) at Naps (3)</p> <table border="0"> <tr><td>Hank Butcher</td><td>LF</td></tr> <tr><td>Ivy Olson</td><td>SS</td></tr> <tr><td>Joe Jackson</td><td>CF</td></tr> <tr><td>Nap Lajoie</td><td>2B</td></tr> <tr><td>Buddy Ryan</td><td>RF</td></tr> <tr><td>Eddie Hohnhorst</td><td>1B</td></tr> <tr><td>Terry Turner</td><td>3B</td></tr> <tr><td>Ted Easterly</td><td>CA</td></tr> <tr><td>Willie Mitchell</td><td>P</td></tr> </table>	Hank Butcher	LF	Ivy Olson	SS	Joe Jackson	CF	Nap Lajoie	2B	Buddy Ryan	RF	Eddie Hohnhorst	1B	Terry Turner	3B	Ted Easterly	CA	Willie Mitchell	P	<p>■ 1918, April 18 Detroit (2) at Indians (6)</p> <table border="0"> <tr><td>Ed Miller</td><td>RF</td></tr> <tr><td>Ray Chapman</td><td>SS</td></tr> <tr><td>Tris Speaker</td><td>CF</td></tr> <tr><td>Braggo Roth</td><td>LF</td></tr> <tr><td>Bill Wambsgans</td><td>2B</td></tr> <tr><td>Marty Kavanagh</td><td>1B</td></tr> <tr><td>Terry Turner</td><td>3B</td></tr> <tr><td>Steve O'Neill</td><td>CA</td></tr> <tr><td>Stan Coveleski</td><td>P</td></tr> </table>	Ed Miller	RF	Ray Chapman	SS	Tris Speaker	CF	Braggo Roth	LF	Bill Wambsgans	2B	Marty Kavanagh	1B	Terry Turner	3B	Steve O'Neill	CA	Stan Coveleski	P	<p>■ 1924, April 15 Indians (3) at Detroit (4)</p> <table border="0"> <tr><td>Charlie Jamieson</td><td>LF</td></tr> <tr><td>Riggs Stephenson</td><td>2B</td></tr> <tr><td>Tris Speaker</td><td>CF</td></tr> <tr><td>Joe Sewell</td><td>SS</td></tr> <tr><td>George Burns</td><td>1B</td></tr> <tr><td>Homer Summa</td><td>RF</td></tr> <tr><td>Rube Lutzke</td><td>3B</td></tr> <tr><td>Glenn Myatt</td><td>CA</td></tr> <tr><td>Joe Shaute</td><td>P</td></tr> </table>	Charlie Jamieson	LF	Riggs Stephenson	2B	Tris Speaker	CF	Joe Sewell	SS	George Burns	1B	Homer Summa	RF	Rube Lutzke	3B	Glenn Myatt	CA	Joe Shaute	P
Harry Bay	CF																																																																										
Bill Bradley	3B																																																																										
Elmer Flick	RF																																																																										
Nap Lajoie	2B																																																																										
Terry Turner	SS																																																																										
Jim Jackson	LF																																																																										
George Stovall	1B																																																																										
Fritz Buelow	CA																																																																										
Otto Hess	P																																																																										
Hank Butcher	LF																																																																										
Ivy Olson	SS																																																																										
Joe Jackson	CF																																																																										
Nap Lajoie	2B																																																																										
Buddy Ryan	RF																																																																										
Eddie Hohnhorst	1B																																																																										
Terry Turner	3B																																																																										
Ted Easterly	CA																																																																										
Willie Mitchell	P																																																																										
Ed Miller	RF																																																																										
Ray Chapman	SS																																																																										
Tris Speaker	CF																																																																										
Braggo Roth	LF																																																																										
Bill Wambsgans	2B																																																																										
Marty Kavanagh	1B																																																																										
Terry Turner	3B																																																																										
Steve O'Neill	CA																																																																										
Stan Coveleski	P																																																																										
Charlie Jamieson	LF																																																																										
Riggs Stephenson	2B																																																																										
Tris Speaker	CF																																																																										
Joe Sewell	SS																																																																										
George Burns	1B																																																																										
Homer Summa	RF																																																																										
Rube Lutzke	3B																																																																										
Glenn Myatt	CA																																																																										
Joe Shaute	P																																																																										

1925-1972 OPENING DAY LINE-UPS (continued)

<p>■ 1925, April 14 Indians (21) at St. Louis (14)</p> <p>Charlie Jamieson LF Freddy Spurgeon 3B Tris Speaker CF Joe Sewell SS Glenn Myatt CA Riggs Stephenson RF Ray Knode 1B Chick Fewster 2B Sherry Smith P</p>	<p>■ 1931, April 14 Chicago (4) at Indians (5)</p> <p>Johnny Burnett 3B Lew Fonseca 1B Earl Averill CF Johnny Hodapp 2B Bibb Falk RF Bob Seeds LF Bill Hunnefield SS Luke Sewell CA Wes Ferrell P</p>	<p>■ 1937, April 20 Indians (3) at Detroit (4)</p> <p>Lyn Lary SS Roy Hughes 3B Earl Averill CF Hal Trosky 1B Moose Solters LF Odell Hale 2B Bruce Campbell RF Frankie Pytlak CA Mel Harder P</p>	<p>■ 1943, April 21 Detroit (0) at Indians (1)</p> <p>Lou Boudreau SS Hank Edwards CF Ken Keltner 3B Jeff Heath LF Roy Cullenbine RF Otto Denning 1B Buddy Rosar CA Ray Mack 2B Jim Bagby P</p>
<p>■ 1926, April 13 Indians (2) at Detroit (1)</p> <p>Charlie Jamieson LF Freddy Spurgeon 2B Tris Speaker CF Joe Sewell SS George Burns 1B Homer Summa RF Rube Lutzke 3B Luke Sewell CA George Uhle P</p>	<p>■ 1932, April 13 Indians (6) at Detroit (5)</p> <p>Dick Porter RF Johnny Hodapp 2B Earl Averill CF Ed Morgan 1B Joe Vosmik LF Willie Kamm 3B Luke Sewell CA Ed Montague SS Wes Ferrell P</p>	<p>■ 1938, April 19 St. Louis (6) at Indians (2)</p> <p>Lyn Lary SS Bruce Campbell RF Odell Hale 2B Moose Solters LF Earl Averill CF Hal Trosky 1B Ken Keltner 3B Frankie Pytlak CA Johnny Allen P</p>	<p>■ 1944, April 19 Indians (1) at Chicago (3)</p> <p>Lou Boudreau SS Mike Rocco 2B Roy Cullenbine RF Paul O'Dea LF Ken Keltner 3B Pat Seerey CF Rusty Peters 2B Jim McDonnell CA Al Smith P</p>
<p>■ 1927, April 12 Chicago (2) at Indians (3)</p> <p>Charlie Jamieson LF Freddy Spurgeon 2B Homer Summa RF George Burns 1B Joe Sewell SS Bernie Neis CF Luke Sewell CA Rube Lutzke 3B George Uhle P</p>	<p>■ 1933, April 12 Indians (4) at Detroit (1)</p> <p>Dick Porter RF Bill Knickerbocker SS Earl Averill CF Bill Cissell 2B Joe Vosmik LF Ed Morgan 1B Willie Kamm 3B Roy Spencer CA Clint Brown P</p>	<p>■ 1939, April 21 Detroit (1) at Indians (5)</p> <p>Skeeter Webb SS Ben Chapman CF Earl Averill RF Jeff Heath LF Hal Trosky 1B Ken Keltner 3B Frankie Pytlak CA Jim Shilling 2B Bob Feller P</p>	<p>■ 1945, April 17 Chicago (5) at Indians (2)</p> <p>Mike Rocco 1B Myril Hoag CF Eddie Carnett RF Lou Boudreau SS Pat Seerey LF Roy Cullenbine 3B Al Cihocki 2B Hank Ruskowski CA Allie Reynolds P</p>
<p>■ 1928, April 11 Indians (8) at Chicago (2)</p> <p>Charlie Jamieson LF Lew Fonseca 2B Ed Morgan CF Joe Sewell SS George Burns 1B Homer Summa RF Johnny Hodapp 3B Luke Sewell CA George Uhle P</p>	<p>■ 1934, April 17 St. Louis (2) at Indians (5)</p> <p>Sam Rice RF Frankie Pytlak CA Earl Averill CF Joe Vosmik LF Hal Trosky 1B Willie Kamm 3B Eddie Moore 2B Bill Knickerbocker SS Oral Hildebrand P</p>	<p>■ 1940, April 16 Indians (1) at Chicago (0)</p> <p>Lou Boudreau SS Roy Weatherly CF Ben Chapman RF Hal Trosky 1B Jeff Heath LF Ken Keltner 3B Rollie Hemsley CA Ray Mack 2B Bob Feller P</p>	<p>■ 1946, April 16 Indians (1) at Chicago (0)</p> <p>George Case LF Bob Lemon CF Hank Edwards RF Les Fleming 1B Ken Keltner 3B Lou Boudreau SS Frankie Hayes CA Ray Mack 2B Bob Feller P</p>
<p>■ 1929, April 16 Detroit (4) at Indians (5)</p> <p>Jackie Tavener SS Carl Lind 2B Earl Averill CF Joe Sewell 3B Dick Porter RF Lew Fonseca 1B Charlie Jamieson LF Luke Sewell CA Joe Shaute P</p>	<p>■ 1935, April 16 Indians (2) at St. Louis (1)</p> <p>Roy Hughes SS Joe Vosmik LF Earl Averill CF Hal Trosky 1B Odell Hale 3B Bruce Campbell RF Boze Berger 2B Glenn Myatt CA Mel Harder P</p>	<p>■ 1941, April 15 Chicago (4) at Indians (3)</p> <p>Roy Weatherly CF Ken Keltner 3B Lou Boudreau SS Hal Trosky 1B Gee Walker LF Jeff Heath RF Ray Mack 2B Rollie Hemsley CA Bob Feller P</p>	<p>■ 1947, April 15 Chicago (2) at Indians (0)</p> <p>Hal Peck RF Dale Mitchell CF Lou Boudreau SS Eddie Robinson 1B Joe Gordon 2B Pat Seerey LF Ken Keltner 3B Jim Hegan CA Bob Feller P</p>
<p>■ 1930, April 17 Indians (7) at Chicago (8)</p> <p>Dick Porter RF Joe Sewell 3B Earl Averill CF Lew Fonseca 1B Bibb Falk LF Johnny Hodapp 2B Luke Sewell CA Jonah Goldman SS Willis Hudlin P</p>	<p>■ 1936, April 14 Detroit (3) at Indians (0)</p> <p>Bill Knickerbocker SS Roy Hughes 2B Earl Averill CF Joe Vosmik LF Hal Trosky 1B Bruce Campbell RF Frankie Pytlak CA Boze Berger 3B Mel Harder P</p>	<p>■ 1942, April 14 Indians (5) at Detroit (2)</p> <p>Roy Weatherly CF Oris Hockett RF Ken Keltner 3B Jeff Heath LF Les Fleming 1B Lou Boudreau SS Ray Mack 2B Gene Desautels CA Jim Bagby P</p>	<p>■ 1948, April 20 St. Louis (0) at Indians (4)</p> <p>Thurman Tucker CF Larry Doby RF Lou Boudreau SS Joe Gordon 2B Eddie Robinson 1B Allie Clark LF Ken Keltner 3B Jim Hegan CA Bob Feller P</p>

■ **1949, April 19**
Indians (1) at St. Louis (5)

Dale Mitchell	LF
Larry Doby	CF
Lou Boudreau	SS
Joe Gordon	2B
Mickey Vernon	1B
Ken Keltner	3B
Bob Kennedy	RF
Jim Hegan	CA
Bob Feller	P

■ **1950, April 18**
Detroit (7) at Indians (6)

Dale Mitchell	LF
Larry Doby	CF
Mickey Vernon	1B
Luke Easter	RF
Joe Gordon	2B
Lou Boudreau	SS
Al Rosen	3B
Jim Hegan	CA
Bob Lemon	P

■ **1951, April 17**
Indians (2) at Detroit (1)

Dale Mitchell	LF
Bobby Avila	2B
Luke Easter	1B
Al Rosen	3B
Larry Doby	CF
Bob Kennedy	RF
Ray Boone	SS
Jim Hegan	CA
Bob Lemon	P

■ **1952, April 15**
Indians (3) at Chicago (2)

Harry Simpson	RF
Bobby Avila	2B
Larry Doby	CF
Luke Easter	1B
Al Rosen	3B
Jim Fridley	LF
Ray Boone	SS
Jim Hegan	CA
Early Wynn	P

■ **1953, April 14**
Chicago (0) at Indians (6)

Ray Boone	SS
Bobby Avila	2B
Larry Doby	CF
Luke Easter	1B
Al Rosen	3B
Dale Mitchell	LF
Harry Simpson	RF
Jim Hegan	CA
Bob Lemon	P

■ **1954, April 13**
Indians (8) at Chicago (2)

Bobby Avila	2B
Dave Philley	RF
Bill Glynn	1B
Al Rosen	3B
Larry Doby	CF
Wally Westlake	LF
George Strickland	SS
Jim Hegan	CA
Early Wynn	P

■ **1955, April 12**
Chicago (1) at Indians (5)

Al Smith	RF
Bobby Avila	2B
Larry Doby	CF
Al Rosen	3B
Ralph Kiner	LF
Vic Wertz	1B
George Strickland	SS
Jim Hegan	CA
Bob Lemon	P

■ **1956, April 17**
Indians (1) at Chicago (2)

Gene Woodling	LF
Bobby Avila	2B
Al Smith	RF
Al Rosen	3B
Vic Wertz	1B
Jim Busby	CF
Chico Carrasquel	SS
Jim Hegan	CA
Bob Lemon	P

■ **1957, April 16**
Chicago (3) at Indians (2)

Al Smith	CF
Bobby Avila	3B
Vic Wertz	1B
Rocky Colavito	RF
Roger Maris	LF
Chico Carrasquel	SS
Jim Hegan	CA
George Strickland	2B
Herb Score	P

■ **1958, April 15**
Kansas City (5) at Indians (0)

Chico Carrasquel	SS
Roger Maris	RF
Minnie Minoso	LF
Larry Doby	CF
Mickey Vernon	1B
Russ Nixon	CA
Fred Hatfield	3B
Billy Moran	2B
Herb Score	P

■ **1959, April 10**
Indians (6) at Kansas City (4)

Jimmy Piersall	CF
Billy Martin	2B
Minnie Minoso	LF
Rocky Colavito	RF
Russ Nixon	CA
Vic Power	1B
Woody Held	3B
George Strickland	SS
Gary Bell	P

■ **1960, April 19**
Detroit (4) at Indians (2)

John Temple	2B
Harvey Kuenn	CF
Walter Bond	RF
Tito Francona	LF
Russ Nixon	CA
Vic Power	1B
Woody Held	SS
Bubba Phillips	3B
Gary Bell	P

■ **1961, April 11**
Indians (9) at Detroit (5)

John Temple	2B
Tito Francona	LF
Jimmy Piersall	CF
Willie Kirkland	RF
Woody Held	SS
Vic Power	1B
Bubba Phillips	3B
Johnny Romano	CA
Jim Perry	P

■ **1962, April 10**
Indians (4) at Boston (0)

Ty Cline	CF
Tito Francona	1B
Chuck Essegian	LF
Willie Kirkland	RF
Johnny Romano	CA
Woody Held	SS
Bubba Phillips	3B
Jerry Kindall	2B
Dick Donovan	P

■ **1963, April 9**
Indians (5) at Minnesota (4)

Vic Davalillo	CF
Tony Martinez	SS
Tito Francona	LF
Fred Whitfield	1B
Johnny Romano	CA
Ellis Burton	RF
Max Alvis	3B
Woodie Held	2B
Jim Grant	P

■ **1964, April 14**
Minnesota (7) at Indians (6)

Dick Howser	SS
Vic Davalillo	CF
Leon Wagner	LF
Max Alvis	3B
Fred Whitfield	1B
Tito Francona	RF
Johnny Romano	CA
Woody Held	2B
Jim Grant	P

■ **1965, April 13**
Indians (7) at California (1)

Dick Howser	SS
Chuck Hinton	1B
Leon Wagner	LF
Rocky Colavito	RF
Max Alvis	3B
Vic Davalillo	CF
Larry Brown	2B
Joe Azcue	CA
Ralph Terry	P

■ **1966, April 11**
Indians (5) at Washington (2)

Vic Davalillo	CF
Max Alvis	3B
Leon Wagner	LF
Rocky Colavito	RF
Chuck Hinton	1B
Pedro Gonzalez	2B
Larry Brown	SS
Del Crandall	CA
Sam McDowell	P

■ **1967, April 11**
Indians (3) at Kansas City (4)

Vic Davalillo	CF
Max Alvis	3B
Leon Wagner	RF
Fred Whitfield	1B
Chuck Hinton	RF
Gus Gil	2B
Duke Sims	CA
Larry Brown	SS
Sam McDowell	P

■ **1968, April 10**
Indians (9) at Chicago (0)

Tommy Harper	LF
Vern Fuller	2B
Jose Cardenal	CF
Duke Sims	CA
Tony Horton	1B
Vic Davalillo	RF
Max Alvis	3B
Larry Brown	SS
Sonny Siebert	P

■ **1969, April 8**
Indians (2) at Detroit (6)

Jose Cardenal	CF
Larry Brown	SS
Richie Scheinblum	RF
Tony Horton	1B
Jimmie Hall	LF
Joe Azcue	CA
Zoilo Versalles	3B
Vern Fuller	2B
Luis Tiant	P

■ **1970, April 7**
Baltimore (8) at Indians (2)

Ted Ford	RF
Ted Uhlaender	CF
Roy Foster	LF
Tony Horton	1B
Ray Fosse	CA
Jack Heidemann	SS
Graig Nettles	3B
Eddie Leon	2B
Sam McDowell	P

■ **1971, April 6**
Indians (2) at Detroit (8)

Larry Brown	SS
Graig Nettles	3B
Roy Foster	LF
Ray Fosse	CA
Ken Harrelson	1B
Eddie Leon	2B
Ted Ford	RF
Buddy Bradford	CF
Steve Hargan	P

■ **1972, April 15**
Milwaukee (5) at Indians (1)

Dell Unser	CF
Eddie Leon	2B
Alex Johnson	LF
Graig Nettles	3B
Chris Chambliss	1B
Ray Fosse	CA
Buddy Bell	RF
Frank Duffy	SS
Gaylord Perry	P

■ **1973, April 7**
Detroit (1) at Indians (2)

Rosendo Torres	RF
George Hendrick	CF
Chris Chambliss	1B
John Ellis	DH
Charlie Spikes	LF
Dave Duncan	CA
Buddy Bell	3B
Jack Brohamer	2B
Leo Cardenas	SS
Gaylord Perry	P

■ **1974, April 6**
Indians (1) at New York (6)

John Lowenstein	LF
Oscar Gamble	DH
George Hendrick	CF
John Ellis	CA
Charlie Spikes	RF
Chris Chambliss	1B
Buddy Bell	3B
Frank Duffy	SS
Angel Hermoso	2B
Gaylord Perry	P

■ **1975, April 8**
New York (3) at Indians (5)

Oscar Gamble	LF
Frank Robinson	DH
George Hendrick	CF
Charlie Spikes	RF
Boog Powell	1B
John Ellis	CA
Buddy Bell	3B
Jack Brohamer	2B
Ed Crosby	SS
Gaylord Perry	P

■ **1976, April 10**
Detroit (3) at Indians (1)

Rick Manning	CF
Duane Kuiper	2B
Buddy Bell	3B
Boog Powell	1B
George Hendrick	RF
Rico Carty	DH
Charlie Spikes	LF
Alan Ashby	CA
Frank Duffy	SS
Dennis Eckersley	P

■ **1977, April 7**
Indians (5) at Boston (4)

Rick Manning	CF
Duane Kuiper	2B
Jim Norris	RF
Rico Carty	DH
Andre Thornton	1B
Bill Melton	3B
Buddy Bell	LF
Ray Fosse	CA
Frank Duffy	SS
Dennis Eckersley	P

■ **1978, April 8**
Kansas City (5) at Indians (8)

Paul Dade	RF
Duane Kuiper	2B
Johnny Grubb	LF
Andre Thornton	1B
Willie Horton	DH
Larvell Blanks	SS
Buddy Bell	3B
Rick Manning	CF
Ron Pruitt	CA
Wayne Garland	P

■ **1979, April 5**
Boston (7) at Indians (1)

Toby Harrah	3B
Jim Norris	DH
Bobby Bonds	RF
Andre Thornton	1B
Gary Alexander	CA
Ted Cox	LF
Duane Kuiper	2B
Tom Verzyer	SS
Horace Speed	CF
Rick Wise	P

■ **1980, April 11**
Indians (2) at California (10)

Rick Manning	CF
Toby Harrah	3B
Mike Hargrove	1B
Gary Alexander	DH
Jorge Orta	RF
Ron Hassey	CA
Joe Charboneau	LF
Duane Kuiper	2B
Tom Verzyer	SS
Dan Spillner	P

■ **1981, April 11**
Milwaukee (5) at Indians (3)

Miguel Dilone	DH
Rick Manning	CF
Mike Hargrove	1B
Joe Charboneau	LF
Toby Harrah	3B
Jorge Orta	RF
Bo Diaz	CA
Alan Bannister	2B
Tom Verzyer	SS
Bert Blyleven	P

■ **1982, April 10**
Texas (8) at Indians (3)

Miguel Dilone	LF
Toby Harrah	3B
Mike Hargrove	1B
Andre Thornton	DH
Bake McBride	RF
Ron Hassey	CA
Rick Manning	CF
Jack Perconte	2B
Jerry Dybzinski	SS
Rick Waits	P

■ **1983, April 4**
Indians (8) at Oakland (5)

Mike Hargrove	1B
Toby Harrah	3B
Bake McBride	RF
Andre Thornton	DH
George Vukovich	LF
Manny Trillo	2B
Rick Manning	CF
Ron Hassey	CA
Julio Franco	SS
Rick Sutcliffe	P

■ **1984, April 3**
Indians (9) at Texas (1)

Brett Butler	CF
Tony Bernazard	2B
Julio Franco	SS
Andre Thornton	DH
Pat Tabler	1B
Brook Jacoby	3B
Ron Hassey	CA
George Vukovich	RF
Otis Nixon	LF
Rick Sutcliffe	P

■ **1985, April 8**
Indians (4) at Detroit (5)

Brett Butler	CF
Julio Franco	SS
Mel Hall	LF
Joe Carter	DH
Pat Tabler	1B
Brook Jacoby	3B
George Vukovich	RF
Chris Bando	CA
Tony Bernazard	2B
Bert Blyleven	P

■ **1986, April 7**
Indians (6) at Baltimore (4)

Brett Butler	CF
Joe Carter	RF
Julio Franco	SS
Andre Thornton	DH
Brook Jacoby	3B
Pat Tabler	1B
Tony Bernazard	2B
Mel Hall	LF
Andy Allanson	CA
Ken Schrom	P

■ **1987, April 6**
Indians (3) at Toronto (7)

Tony Bernazard	2B
Brett Butler	CF
Julio Franco	SS
Joe Carter	LF
Andre Thornton	DH
Brook Jacoby	3B
Pat Tabler	1B
Cory Snyder	RF
Chris Bando	CA
Tom Candiotti	P

■ **1988, April 4**
Indians (3) at Texas (4)

Julio Franco	2B
Willie Upshaw	1B
Pat Tabler	DH
Joe Carter	CF
Mel Hall	LF
Brook Jacoby	3B
Cory Snyder	RF
Jay Bell	SS
Andy Allanson	CA
Greg Swindell	P

■ **1989, April 3**
Milwaukee (1) at Indians (2)

Oddibe McDowell	LF
Jerry Browne	2B
Joe Carter	CF
Pete O'Brien	1B
Cory Snyder	RF
Dave Clark	DH
Brook Jacoby	3B
Andy Allanson	CA
Felix Fermin	SS
Greg Swindell	P

■ **1990, April 12**
Indians (4) at New York (6)

Mitch Webster	CF
Jerry Browne	2B
Candy Maldonado	LF
Cory Snyder	RF
Keith Hernandez	1B
Chris James	DH
Brook Jacoby	3B
Sandy Alomar	CA
Rafael Santana	SS
Bud Black	P

■ **1991, April 8**
Indians (2) at Kansas City (4)

Alex Cole	CF
Jerry Browne	2B
Chris James	DH
Albert Belle	LF
Sandy Alomar	CA
Brook Jacoby	1B
Carlos Baerga	3B
Felix Fermin	SS
Mitch Webster	RF
Greg Swindell	P

■ **1992, April 6**
Indians (0) at Baltimore (2)

Kenny Lofton	CF
Glenallen Hill	DH
Carlos Baerga	2B
Albert Belle	LF
Paul Sorrento	1B
Mark Whiten	RF
Sandy Alomar	CA
Brook Jacoby	3B
Mark Lewis	SS
Charles Nagy	P

■ **1993, April 5**
New York (9) at Indians (1)

Kenny Lofton	CF
Felix Fermin	SS
Carlos Baerga	2B
Albert Belle	LF
Paul Sorrento	1B
Reggie Jefferson	DH
Carlos Martinez	3B
Glenallen Hill	RF
Sandy Alomar	CA
Charles Nagy	P

■ **1994, April 4**
Seattle (3) at Indians (4)

Kenny Lofton	CF
Omar Vizquel	SS
Carlos Baerga	2B
Albert Belle	LF
Eddie Murray	1B
Candy Maldonado	DH
Sandy Alomar	CA
Manny Ramirez	RF
Mark Lewis	3B
Dennis Martinez	P

■ **1995, April 27**
Indians (11) at Texas (6)

Kenny Lofton	CF
Omar Vizquel	SS
Carlos Baerga	2B
Albert Belle	LF
Eddie Murray	DH
Jim Thome	3B
Manny Ramirez	RF
Paul Sorrento	1B
Tony Pena	CA
Dennis Martinez	P

■ **1996, April 2**
New York (7) at Indians (1)

Kenny Lofton	CF
Omar Vizquel	SS
Carlos Baerga	2B
Albert Belle	LF
Eddie Murray	DH
Julio Franco	1B
Manny Ramirez	RF
Sandy Alomar	CA
Scott Lelius	3B
Dennis Martinez	P

■ **1997, April 2**
Indians (9) at Oakland (7)

Marquis Grissom	CF
Omar Vizquel	SS
Jim Thome	1B
Matt Williams	3B
David Justice	LF
Manny Ramirez	RF
Julio Franco	2B
Kevin Mitchell	DH
Sandy Alomar	CA
Charles Nagy	P

■ **1998, March 31**
Indians (10) at Seattle (9)

Kenny Lofton	CF
Omar Vizquel	SS
Shawon Dunston	DH
Manny Ramirez	RF
Gerónimo Berroa	LF
Travis Fryman	3B
Sandy Alomar	CA
Jeff Manto	1B
Enrique Wilson	2B
Charles Nagy	P

■ **1999, April 6**
Indians (5) at Anaheim (6)

Kenny Lofton	CF
Omar Vizquel	SS
Roberto Alomar	2B
Jim Thome	1B
Manny Ramirez	RF
David Justice	LF
Travis Fryman	3B
Wilfredo Cordero	DH
Sandy Alomar	CA
Jaret Wright	P

■ **2000, April 3**
Indians (4) at Baltimore (1)

Kenny Lofton	CF
Omar Vizquel	SS
Roberto Alomar	2B
Manny Ramirez	RF
Jim Thome	1B
Richie Sexson	DH
David Justice	LF
Travis Fryman	3B
Sandy Alomar	CA
Bartolo Colón	P

■ **2001, April 2**
Chicago (7) at Indians (4)

Kenny Lofton	CF
Omar Vizquel	SS
Roberto Alomar	2B
Juan Gonzalez	RF
Ellis Burks	LF
Jim Thome	1B
Wil Cordero	DH
Russell Branyan	3B
Einar Diaz	CA
Bartolo Colón	P

■ **2002, March 31**
Indians (6) at Anaheim (0)

Matt Lawton	RF
Omar Vizquel	SS
Ellis Burks	DH
Jim Thome	1B
Travis Fryman	3B
Ricky Gutierrez	2B
Milton Bradley	CF
Russell Branyan	LF
Einar Diaz	CA
Bartolo Colón	P

■ **2003, March 31**
Indians (5) at Baltimore (6)

Milton Bradley	CF
Omar Vizquel	SS
Matt Lawton	LF
Ellis Burks	DH
Karim Garcia	RF
Travis Hafner	1B
Casey Blake	3B
Josh Bard	CA
Brandon Phillips	2B
CC Sabathia	P

■ **2004, April 5**
Indians (4) at Minnesota (7)

Matt Lawton	LF
Omar Vizquel	SS
Jody Gerut	RF
Ben Broussard	1B
Casey Blake	3B
Victor Martinez	CA
Travis Hafner	DH
Ron Belliard	2B
Coco Crisp	CF
CC Sabathia	P

■ **2005, April 4**
Indians (0) at Chicago (1)

Coco Crisp	CF
Ronnie Belliard	2B
Travis Hafner	DH
Victor Martinez	CA
Aaron Boone	3B
Casey Blake	RF
Ben Broussard	1B
José Hernandez	LF
Jhonny Peralta	SS
Jake Westbrook	P

■ **2006, April 12**
Indians (4) at Chicago (10)

Grady Sizemore	CF
Jason Michaels	LF
Jhonny Peralta	SS
Travis Hafner	DH
Victor Martinez	CA
Eduardo Pérez	1B
Ronnie Belliard	2B
Aaron Boone	3B
Casey Blake	RF
CC Sabathia	P

■ **2007, April 2**
Indians (12) at Chicago (5)

Grady Sizemore	CF
Trot Nixon	RF
Travis Hafner	DH
Victor Martinez	CA
Casey Blake	1B
David Dellucci	LF
Jhonny Peralta	SS
Josh Barfield	2B
Andy Marte	3B
CC Sabathia	P

■ **2008, March 31**
Chicago (8) at Indians (10)

Grady Sizemore	CF
Jason Michaels	LF
Travis Hafner	DH
Victor Martinez	CA
Jhonny Peralta	SS
Ryan Garko	1B
Asdrúbal Cabrera	2B
Franklin Gutierrez	RF
Casey Blake	3B
CC Sabathia	P

■ **2009, April 6**
Indians (1) at Texas (9)

Grady Sizemore	CF
Mark DeRosa	3B
Victor Martínez	1B
Travis Hafner	DH
Jhonny Peralta	SS
Shin-Soo Choo	RF
Kelly Shoppach	CA
Ben Francisco	LF
Asdrúbal Cabrera	2B
Cliff Lee	P

■ **2010, April 5**
Indians (0) at White Sox (6)

Asdrúbal Cabrera	SS
Grady Sizemore	CF
Shin-Soo Choo	RF
Travis Hafner	DH
Jhonny Peralta	3B
Matt LaPorta	1B
Mark Grudzielanek	2B
Lou Marson	CA
Michael Brantley	LF
Jake Westbrook	P

■ **2011, April 1**
Chicago (15) at Indians (10)

Michael Brantley	CF
Asdrúbal Cabrera	SS
Shin-Soo Choo	RF
Carlos Santana	CA
Travis Hafner	DH
Orlando Cabrera	2B
Austin Kearns	LF
Matt LaPorta	1B
Jack Hannahan	3B
Roberto Hernandez*	P

■ **2012, April 5 (16.0IP)**
Toronto (7) at Indians (4)

Michael Brantley	CF
Asdrúbal Cabrera	SS
Shin-Soo Choo	RF
Carlos Santana	CA
Travis Hafner	DH
Shelley Duncan	LF
Casey Kotchman	1B
Jason Kipnis	2B
Jack Hannahan	3B
Justin Masterson	P

■ **2013, April 2**
Indians (4) at Toronto (1)

Michael Bourn	CF
Asdrúbal Cabrera	SS
Jason Kipnis	2B
Nick Swisher	1B
Michael Brantley	LF
Carlos Santana	CA
Mark Reynolds	DH
Lonnie Chisenhall	3B
Drew Stubbs	RF
Justin Masterson	P

■ **2014, March 31**
Indians (2) at Oakland (0)

Nyjer Morgan	CF
Nick Swisher	1B
Jason Kipnis	2B
Carlos Santana	3B
Michael Brantley	LF
Ryan Raburn	DH
Asdrúbal Cabrera	SS
David Murphy	RF
Yan Gomes	CA
Justin Masterson	P

■ **2015, April 6**
Indians (0) at Houston (2)

Michael Bourn	CF
Jason Kipnis	2B
Michael Brantley	LF
Carlos Santana	1B
Yan Gomes	CA
Brandon Moss	RF
Ryan Raburn	DH
Lonnie Chisenhall	3B
José Ramírez	SS
Corey Kluber	P

■ **2016, April 5**
Boston (6) at Indians (2)

Rajai Davis	CF
Jason Kipnis	2B
Francisco Lindor	SS
Mike Napoli	1B
Carlos Santana	DH
Yan Gomes	CA
Marlon Byrd	LF
Juan Uribe	3B
Collin Cowgill	R
Corey Kluber	P

■ **2017, April 3**
Indians (8) at Texas (5)

Carlos Santana	DH
Francisco Lindor	SS
Michael Brantley	LF
Edwin Encarnación	1B
José Ramírez	2B
Yan Gomes	C
Tyler Naquin	CF
Yandy Díaz	3B
Abraham Almonte	RF
Corey Kluber	P

■ **2018, March 29**
Indians (1) at Seattle (2)

Francisco Lindor	SS
Jason Kipnis	2B
Jose Ramirez	3B
Yonder Alonso	1B
Edwin Encarnacion	DH
Lonnie Chisenhall	RF
Yan Gomes	C
Tyler Naquin	LF
Bradley Zimmer	CF
Corey Kluber	P

■ **2019, March 28**
Indians (0) at Minnesota (2)

Leonys Martin	CF
Jose Ramirez	3B
Tyler Naquin	RF
Carlos Santana	1B
Hanley Ramirez	DH
Jake Bauers	CA
Roberto Pérez	C
Brad Miller	2B
Eric Stamets	SS
Corey Kluber	P

AWARDS

MOST VALUABLE PLAYER AWARD (1931-2019)*

George Burns, 1926

Al Rosen, 1953

Lou Boudreau, 1948

* Known as "League Award" from 1922-28

CY YOUNG AWARD (1956-2019)

Gaylord Perry, 1972

CC Sabathia, 2007

Cliff Lee, 2008

Corey Kluber, 2014 & 2017

AMERICAN LEAGUE ROOKIE OF THE YEAR (1947-2019)

Herb Score, P 1955

Joe Charboneau, OF 1980

Chris Chambliss, 1B 1971

Sandy Alomar, C 1990

AMERICAN LEAGUE MANAGER OF THE YEAR (1983-2019)

Eric Wedge, 2007

Terry Francona, 2013 & 2016

ROLAIDS AMERICAN LEAGUE RELIEVER OF THE YEAR

Jose Mesa, 1995

RAWLINGS GOLD GLOVE WINNERS (1957-2019)

1958	Vic Power 1B	1993	Kenny Lofton OF	1999	Omar Vizquel SS
1959	Vic Power 1B	1994	Kenny Lofton OF	2000	Roberto Alomar 2B
1959	Minnie Minoso OF	1994	Omar Vizquel SS	2000	Omar Vizquel SS
1960	Vic Power 1B	1995	Kenny Lofton OF	2000	Travis Fryman 3B
1961	Vic Power 1B	1995	Omar Vizquel SS	2001	Roberto Alomar 2B
1961	Jimmy Piersall OF	1996	Kenny Lofton OF	2001	Omar Vizquel SS
1964	Vic Davalillo OF	1996	Omar Vizquel SS	2007	Grady Sizemore OF
1970	Ray Fosse C	1997	Omar Vizquel SS	2008	Grady Sizemore OF
1971	Ray Fosse C	1997	Matt Williams 3B	2016	Francisco Lindor SS
1976	Rick Manning OF	1998	Omar Vizquel SS	2019	Francisco Lindor SS
1990	Sandy Alomar C	1999	Roberto Alomar 2B	2019	Roberto Pérez SS

SPORTING NEWS/HILLERICH AND BRADSBY SILVER SLUGGER WINNERS (1980-2019)

1984	Andre Thornton DH	1996	Jim Thome 3B	2008	Grady Sizemore OF
1988	Julio Franco 2B	1997	Matt Williams 3B	2011	Asdrúbal Cabrera SS
1993	Albert Belle OF	1997	David Justice OF	2014	Michael Brantley OF
1993	Carlos Baerga 2B	1999	Roberto Alomar 2B	2014	Yan Gomes C
1994	Carlos Baerga 2B	1999	Manny Ramírez OF	2017	José Ramírez 3B
1994	Albert Belle OF	2000	Roberto Alomar 2B	2017	Francisco Lindor SS
1995	Albert Belle OF	2000	Manny Ramírez OF	2018	José Ramírez 3B
1995	Manny Ramírez OF	2001	Juan González OF	2018	Francisco Lindor SS
1996	Albert Belle OF	#2004	Victor Martínez C	2019	Carlos Santana 1B

Shared award with Detroit's Ivan Rodriguez

THE SPORTING NEWS AWARDS

MAJOR LEAGUE PLAYER OF THE YEAR (1936-2019)

Johnny Allen	1937	Al Rosen	1953
Bob Feller	1940	Albert Belle.....	1995
Lou Boudreau	1948		

AMERICAN LEAGUE PLAYER OF THE YEAR (1944-1991)

Lou Boudreau	1948	Al Rosen	1953
Luke Easter	1952	Bobby Avila	1954

AMERICAN LEAGUE ROOKIE PLAYER OF THE YEAR (1946-2019)

Roy Foster	1970	Sandy Alomar, Jr.	1990
Chris Chambliss.....	1971	Jody Gerut.....	2003
Joe Charboneau.....	1980		

AMERICAN LEAGUE PITCHER OF THE YEAR (1944-2019)

Bob Lemon	1948	Dick Donovan	1962
Bob Lemon	1950	Sam McDowell	1970
Bob Feller	1951	CC Sabathia	2007
Bob Lemon	1954	Cliff Lee	2008
		Corey Kluber	2016

AMERICAN LEAGUE ROOKIE PITCHER OF THE YEAR (1946-2019)

Herb Score	1955	Julian Tavarez	1995
Dick Tidrow	1972	CC Sabathia	2001
Dennis Eckersley	1975		

AMERICAN LEAGUE FIREMAN OF THE YEAR (1960-2010)

Jose Mesa, 1995

Joe Borowski, 2007

COMEBACK PLAYER OF THE YEAR (1965-2019)

Andre Thornton, 1982

Cliff Lee, 2008

MAJOR LEAGUE EXECUTIVE OF THE YEAR (1936-2019)

Bill Veeck, 1948

John Hart, 1994 and 1995

Mark Shapiro, 2005 and 2007

Chris Antonetti, 2017

AMERICAN LEAGUE MANAGER OF THE YEAR (1936-2019)

Mike Hargrove, 1995

Eric Wedge, 2007

Terry Francona, 2016 and 2017

MAJOR LEAGUE ALL-STAR TEAM (SPORTING NEWS, 1925-2019)

George Burns, 1b	1926	Tony Bernazard, 2b	1986
Joe Sewell, ss	1926	Carlos Baerga, 2b	1993
George Uhle, p	1926	Albert Belle, of	1993
Wes Farrell, p	1930	Albert Belle, of	1994
Earl Averill, of	1931	Carlos Baerga, 2b	1995
Earl Averill, of	1932	Albert Belle, of	1995
Earl Averill, of	1934	Jim Thome, 3b	1995
Earl Averill, of	1936	Albert Belle, of	1996
Bob Feller, p	1939	Jim Thome, 3b	1996
Bob Feller, p	1940	Matt Williams, 3b	1997
Bob Feller, p	1941	David Justice, of	1997
Bob Feller, p	1946	Roberto Alomar, 2b	1999
Joe Gordon, 2b	1947	Manny Ramírez, of	1999
Lou Boudreau, ss	1947	Roberto Alomar, 2b	2000
Bob Feller, p	1947	Travis Fryman, 3b	2000
Joe Gordon, 2b	1948	Jim Thome, 1b	2001
Lou Boudreau, ss	1948	Juan Gonzalez, of	2001
Bob Lemon, p	1948	CC Sabathia, p	2007
Larry Doby, of	1950	Cliff Lee, p	2008
Bob Lemon, p	1950	Grady Sizemore, of	2008
Al Rosen, 3b	1953	Asdrúbal Cabrera, ss	2011
Bobby Avila, 2b	1954	Michael Brantley, of	2014
Al Rosen, 3b	1954	Francisco Lindor, ss	2016
Bob Lemon, p	1954	Corey Kluber, p	2016
Minnie Minoso, of	1959	Francisco Lindor, ss	2017
Dick Donovan, p	1962	José Ramírez, 3b	2017
Fred Whitfield, 1b	1965	Yan Gomes, c	2018
Ray Fosse, c	1970	Francisco Lindor, ss	2018
Sam McDowell, lhp	1970	José Ramírez, 3b	2018
Gaylord Perry, rhp	1972	Carlos Santana, 1b	2019

A.L. HANK AARON AWARD WINNER (HITS + HR + RBI)

Manny Ramírez, 1999

INDIANS ALL-TIME RBI LEADERS BY POSITION (SINGLE-SEASON)

Pos.	Player	Year	No.
C	Victor Martinez	2004	101
1B	Hal Trosky	1936	162
2B	Joe Gordon	1948	124
SS	Joe Sewell	1923	109
3B	Al Rosen	1953	145
LF	Albert Belle	1996	142
CF	Earl Averill	1931	143
RF	Manny Ramírez	1999	165
DH	Travis Hafner	2006	110

CLEVELAND BBWAA BOB FELLER "MAN OF THE YEAR" AWARD

1946	Bill Veeck	1964	Don McMahon	1982	Andre Thornton Toby Harrah	2001	Roberto Alomar
1947	Lou Boudreau	1965	Rocky Colavito			2002	Jim Thome
1948	Gene Bearden	1966	Sonny Siebert	1983	Rick Sutcliffe	2003	Jody Gerut
1949	Bob Lemon	1967	Max Alvis	1984	Bert Blyleven	2004	Victor Martínez
1950	Larry Doby	1968	Luis Tiant	1985	Brett Butler	2005	Travis Hafner
1951	Bob Feller	1969	Sam McDowell	1986	Joe Carter	2006	Grady Sizemore
1952	Mike Garcia Bob Lemon Early Wynn	1970	Ray Fosse Sam McDowell	1987	Brook Jacoby	2007	CC Sabathia
		1971	Graig Nettles	1988	Doug Jones	2008	Cliff Lee
1953	Al Rosen	1972	Gaylord Perry	1989	Jerry Browne	2009	Shin-Soo Choo
1954	Bobby Avila	1973	Buddy Bell	1990	Doug Jones	2010	Shin-Soo Choo
1955	Al Smith	1974	Gaylord Perry Jim Perry	1991	Carlos Baerga	2011	Asdrúbal Cabrera
1956	Vic Wertz			1992	Carlos Baerga	2012	Vinnie Pestano
1957	Gene Woodling	1975	Dave LaRoche	1993	Albert Belle	2013	Justin Masterson
1958	Rocky Colavito	1976	Rico Carty	1994	no award	2014	Corey Kluber
1959	Tito Francona	1977	Duane Kuiper	1995	Jose Mesa	2015	Michael Brantley
1960	Jim Perry	1978	Andre Thornton	1996	Albert Belle	2016	José Ramírez
1961	Mel Harder	1979	Dave Garcia	1997	Sandy Alomar	2017	Corey Kluber
1962	Dick Donovan	1980	Mike Hargrove	1998	Manny Ramirez	2018	Francisco Lindor
1963	Max Alvis	1981	Mike Hargrove	1999	Robbie Alomar Manny Ramirez	2019	Roberto Pérez
				2000	Travis Fryman		

CLEVELAND BBWAA "FRANK GIBBONS/STEVE OLIN GOOD GUY" AWARD

1968	Alvin Dark	1981	Mike Seghi	1994	no award	2008	Luis Isaac
1969	Lou Klimchuck	1982	Dennis Sommers	1995	Jim Thome	2009	Jamey Carroll
1970	Larry Brown	1983	Don McMahon	1996	Omar Vizquel	2010	Manny Acta
1971	Hank Peters	1984	Andre Thornton	1997	Orel Hershiser	2011	Chris Perez
1972	Dino Lucarelli	1985	Mike Hargrove	1998	Luis Isaac	2012	Manny Acta
1973	Bob Gill	1986	Johnny Goryl	1999	Dave Burba	2013	Jason Giambi
1974	Harold Bossard Marshall Bossard	1987	Andre Thornton	2000	Sandy Alomar	2014	Terry Francona
1975	Boog Powell	1988	Doc Edwards	2001	Charles Nagy	2015	Mike Aviles
1976	Jim Warfield	1989	Tom Candiotti Bud Black	2002	Joel Skinner	2016	Terry Francona
1977	Cy Buynak	1990	Brook Jacoby	2003	Ellis Burks	2017	Josh Tomlin
1978	Duane Kuiper	1991	Mike Hargrove	2004	Casey Blake	2018	Cody Allen
1979	Sid Monge	1992	Felix Fermin	2005	Aaron Boone	2019	Carlos Carrasco
1980	Rick Manning	1993	Cy Buynak	2006	Paul Byrd		
				2007	Mark Shapiro		

WAHOO CLUB PLAYER OF THE YEAR

(Announced by Wahoo Club. Voted by players 1963-2015; fan vote 2016-present)

2019	Shane Bieber	1999	Manny Ramirez	1979	Andre Thornton
2018	Francisco Lindor	1998	Manny Ramirez	1978	Andre Thornton Duane Kuiper
2017	José Ramírez	1997	Sandy Alomar	1977	Buddy Bell
2016	Francisco Lindor	1996	Charles Nagy	1976	Alan Ashby
2015	Jason Kipnis	1995	Albert Belle Jose Mesa	1975	Frank Duffy
2014	Corey Kluber			1974	John Ellis
2013	Jason Kipnis	1994	Kenny Lofton	1973	Gaylord Perry
2012	Vinnie Pestano	1993	Albert Belle	1972	Graig Nettles
2011	Asdrubal Cabrera	1992	Carlos Baerga	1971	Ray Fosse
2010	Shin-Soo Choo	1991	Carlos Baerga	1970	Sam McDowell
2009	Shin-Soo Choo	1990	Doug Jones	1969	Jose Cardenal
2008	Cliff Lee Grady Sizemore	1989	Jerry Browne	1968	Stan Williams
2007	Victor Martínez	1988	Joe Carter	1967	Joe Azcue
2006	Grady Sizemore Travis Hafner	1987	Pat Tabler	1966	Larry Brown
		1986	Joe Carter		(renamed after Cobbledick in 1966)
2005	Bob Wickman	1985	Brett Butler		
2004	Victor Martínez	1984	Rick Sutcliffe		
2003	Jody Gerut	1983	Andre Thornton		
2002	Jim Thome	1982	Jerry Dybzinski		
2001	Roberto Alomar	1981	Mike Hargrove		
2000	Travis Fryman	1980	Toby Harrah		

INDIANS ALL-TIME CAREER TOP TEN IN BATTING

GAMES	AT BATS	RUNS	HITS
Turner.....1619	Lajoie.....6034	Averill.....1154	Lajoie.....2052
Lajoie.....1614	Averill.....5909	Speaker.....1079	Speaker.....1965
Boudreau.....1560	Turner.....5787	Lofton.....975	Averill.....1903
Hegan.....1526	Boudreau.....5754	Jamieson.....942	Sewell.....1800
Speaker.....1519	Vizquel.....5708	Thome.....928	Jamieson.....1753
Keltner.....1513	Keltner.....5655	Vizquel.....906	Boudreau.....1706
Sewell.....1513	Sewell.....5621	Lajoie.....865	Vizquel.....1616
Averill.....1510	Jamieson.....5551	Sewell.....857	Keltner.....1561
Jamieson.....1483	Speaker.....5546	Boudreau.....823	Lofton.....1512
Vizquel.....1478	Lofton.....5045	Doby.....808	Turner.....1472

DOUBLES	TRIPLES	HOME RUNS	TOTAL BASES
Speaker.....486	Averill.....121	Thome.....337	Averill.....3200
Lajoie.....424	Speaker.....108	Belle.....242	Speaker.....2886
Averill.....377	Flick.....106	Ramirez.....236	Lajoie.....2725
Sewell.....375	Jackson.....89	Averill.....226	Thome.....2667
Boudreau.....367	Heath.....83	Trosky.....216	Keltner.....2494
Keltner.....306	Chapman.....81	Doby.....215	Trosky.....2406
Jamieson.....296	Graney.....79	Thornton.....214	Boudreau.....2392
Vizquel.....288	Lajoie.....78	Santana.....208	Sewell.....2391
Trosky.....287	Turner.....77	Hafner.....200	Jamieson.....2251
Santana.....266	Bradley.....74	Rosen.....192	Vizquel.....2162
	Jamieson.....74		

RUNS BATTED IN	WAR POS PLAYERS#	STOLEN BASES	WALKS
Averill.....1084	Lajoie.....80.0	Lofton.....452	Thome.....1008
Thome.....937	Speaker.....74.2	Vizquel.....279	Speaker.....857
Lajoie.....919	Boudreau.....61.7	Turner.....254	Santana.....834
Trosky.....911	Lofton.....48.6	Lajoie.....240	Boudreau.....766
Speaker.....886	Thome.....48.0	Chapman.....238	Averill.....725
Sewell.....868	Averill.....47.9	Flick.....207	Graney.....712
Keltner.....850	Sewell.....45.5	Bay.....165	Doby.....703
Ramirez.....804	Doby.....43.5	Butler.....164	Thornton.....685
Doby.....776	Turner.....38.8	Bradley.....157	J.Sewell.....654
Belle.....751	Bradley.....35.2	Speaker.....155	Jamieson.....627

SLUGGING PCT.*	BATTING AVERAGE*	ON-BASE PCT.*	ON-BASE + SLUGGING *
Ramirez.....592	Jackson.....375	Speaker.....444	Ramirez......998
Belle.....580	Speaker.....354	Jackson.....441	Jackson......983
Thome.....566	Lajoie.....340	Thome.....414	Thome......980
Trosky.....551	Burns.....327	Ramirez.....407	Speaker......965
Jackson.....542	Morgan.....323	R. Alomar.....405	Belle......949
Averill.....542	R. Alomar.....323	Morgan.....405	Averill......940
Justice.....526	Averill.....322	Averill.....399	Trosky......930
Speaker.....520	Sewell.....320	Sewell.....398	R. Alomar......920
R. Alomar.....515	Hodapp.....318	Hargrove.....396	Justice......918
Hafner.....509	Jamieson.....316	Justice.....392	Morgan......898

#Source: Baseball-Reference

**Based on 2,000 career plate appearances with Cleveland*

INDIANS ALL-TIME SINGLE SEASON TOP TEN IN BATTING

GAMES	AT BATS	RUNS	HITS
Wagner (1964)163	Carter (1986).....663	Averill (1931).....140	Jackson (1911)233
Sizemore (2006/07) .. 162	Lofton (1996).....662	R. Alomar (1999).....138	Averill (1936)232
Howser (1964).....162	Lindor (2018).....661	Speaker (1920).....137	Lajoie (1910).....227
Colavito (1965).....162	Franco (1984).....658	Averill (1936).....136	Jackson (1912)226
Harrah (1982).....162	Baerga (1992)657	Sizemore (2006)134	Hodapp (1930)225
Carter (1986/89).....162	Sizemore (2006)655	Speaker (1923).....133	Jamieson (1923).....222
Alvis (1967)161	Rocco (1944).....653	Lofton (1996).....132	Speaker (1923).....218
Butler (1986).....161	Carter (1989).....651	M. Ramírez (1999) ...131	Burns (1926).....216
Thornton (1982).....161	Lindor (2017).....651	Jamieson (1923).....130	Vosmik (1935)216
Baerga (1992).....161	Lind (1928)650	Lindor (2018).....129	Trosky (1936)216
Jacoby (1985).....161			

DOUBLES	TRIPLES	HOME RUNS	TOTAL BASES
Burns (1926).....64	Jackson (1912)26	Thome (2002).....52	Trosky (1936)405
Speaker (1923).....59	Mitchell (1949).....23	Belle (1995).....50	Averill (1936)385
J. Ramírez (2017).....56	Bradley (1903).....22	Thome (2001).....49	Belle (1995).....377
Sizemore (2006)53	Flick (1906).....22	Belle (1996).....48	Belle (1996).....375
Speaker (1921).....52	Vosmik (1935)20	M. Ramírez (1998)45	Trosky (1934)374
Speaker (1926).....52	Heath (1941).....20	M. Ramírez (1999)44	Rosen (1953).....367
Belle (1995).....52	Jackson (1911)19	Rosen (1953).....43	Averill (1931).....361
Lajoie (1910).....51	Flick (1905).....18	Hafner (2006).....42	Averill (1932)359
Burns (1927).....51	Flick (1907).....18	Trosky (1936)42	Morgan (1930).....351
Hodapp (1930)51	Heath (1938)18	Colavito (1959)42	Speaker (1923).....350

RUNS BATTED IN	EXTRA BASE HITS	STOLEN BASES	WALKS
M. Ramírez (1999) ...165	Belle (1995).....103	Lofton (1996).....75	Thome (1999).....127
Trosky (1936)162	Trosky (1936).....96	Lofton (1993).....70	Thome (1996).....123
Belle (1996).....148	Sizemore (2006)92	Lofton (1992).....66	Thome (2002).....122
Rosen (1953).....145	J. Ramírez (2017).....91	Dilone (1980).....61	Thome (1997).....120
M. Ramírez (1998) ...145	Trosky (1934)89	Lofton (1994).....60	Thome (2000)118
Averill (1931).....143	Belle (1996).....89	Lofton (1995).....54	Santana (2014).....113
Trosky (1934)142	Speaker (1923).....87	Lofton (1998).....54	Thome (2001)111
González (2001).....140	Averill (1934).....85	Chapman (1917).....52	Hargrove (1980).....111
Morgan (1930).....136	Morgan (1930).....84	Butler (1984).....52	Thornton (1982).....109
Speaker (1923).....130	Averill (1932)83	Roth (1917).....51	Santana (2015).....108
			Santana (2019).....108

SLUGGING PCT.*	BATTING AVERAGE *	ON-BASE PCT. *	ON-BASE + SLUGGING *
Belle (1994)714	Jackson (1911)408	Speaker (1920).....483	M. Ramírez (2000) .1154
M. Ramírez (2000) ...697	Jackson (1912)395	Speaker (1925).....479	Belle (1994)1.152
Belle (1995).....690	Speaker (1925).....389	Speaker (1922).....474	Thome (2002).....1.122
Thome (2002).....677	Speaker (1920).....388	Speaker (1916).....470	M. Ramírez (1999) .1.105
M. Ramírez (1999) ..663	Speaker (1916).....386	Speaker (1923).....469	Hafner (2006).....1.097
Hafner (2006)659	Lajoie (1910).....384	Jackson (1911)468	Belle (1995)1.091
Trosky (1936)644	Speaker (1923).....380	Jackson (1913)460	Speaker (1922).....1.080
Averill (1936).....627	Speaker (1922).....378	Jackson (1912)458	Speaker (1923).....1.079
Thome (2001).....624	Averill (1936)378	M. Ramírez (2000) ..457	Averill (1936)1.065
Belle (1996).....623	Lajoie (1904)376	Sewell (1923).....456	Thome (1996)1.062

*Minimum of 500 at-bats or qualified for batting title

YEAR-BY-YEAR BATTING STATS

YEAR	AVG	AB	R	H	2B	3B	HR	SLG	SB
1901	.271	4833	667	1311	197	68	12	.348	125
1902	@.289	4840	686	@1401	248	68	33	.389	140
1903	.265	4773	639	1265	@231	*95	31	.373	175
1904	@.260	5152	@647	1340	@225	90	27	@.354	178
1905	@.255	5166	567	@1318	211	@72	18	.334	188
1906	@.279	@5425	@663	@1514	@240	73	12	@.357	203
1907	.241	5068	530	1221	182	68	11	.310	193
1908	.239	5108	568	1221	188	58	18	.309	177
1909	.241	5048	493	1216	173	81	10	.313	174
1910	.244	@5390	548	1316	188	64	9	.308	189
1911	.282	5321	691	1501	@238	81	20	.369	209
1912	.273	5132	677	1403	219	77	12	.353	194
1913	.268	5031	633	1349	206	74	16	.348	191
1914	.245	@5157	538	1262	178	70	10	.312	167
1915	.240	5034	539	1210	169	79	20	.317	138
1916	.250	5064	630	1264	@233	66	16	.331	160
1917	.245	4994	584	1224	@218	64	13	.322	*210
1918	@.260	4166	@504	1084	@176	@67	9	@.341	@165
1919	.278	4565	636	1268	@254	72	24	@.381	113
1920	.303	5196	@857	1574	@300	*95	35	.417	73
1921	*.308	5383	925	1656	@355	90	42	.430	51
1922	.292	5293	768	1544	@320	73	32	.398	90
1923	@.301	5290	@888	@1594	@301	75	59	.420	79
1924	.296	5332	755	1580	306	59	41	.399	85
1925	.297	5436	782	1613	285	58	52	.399	90
1926	.289	5293	738	1529	@333	49	27	.386	88
1927	.283	5202	668	1471	@321	52	26	.379	65
1928	.285	@5386	674	1535	299	61	34	.382	50
1929	.294	5187	717	1525	294	79	62	.417	75
1930	.304	5439	890	1654	@*358	59	72	.431	51
1931	.296	5445	885	1612	@321	69	71	.419	63
1932	.285	5412	845	1544	@310	74	78	.413	52
1933	.261	5240	654	1366	218	77	50	.360	36
1934	.287	5396	814	1550	340	46	100	.423	52
1935	.284	5534	776	1573	@324	77	93	.421	63
1936	@.304	@5646	921	@*1715	@357	82	123	.461	66
1937	.280	5353	817	1499	304	76	103	.423	78
1938	.281	5356	847	1506	@300	@89	113	.434	83
1939	.280	5316	797	1490	@291	@79	85	.413	72
1940	.265	5361	710	1422	287	61	101	.398	53
1941	.256	5283	677	1350	249	@84	103	.393	63
1942	.253	5317	590	1344	223	58	50	.345	69
1943	.255	5269	600	1344	@246	45	55	.350	47
1944	.266	@5481	643	@1458	270	50	70	.372	48
1945	.255	4898	557	1249	216	48	65	.359	19
1946	.245	5242	537	1285	233	56	79	.356	57
1947	.259	@5367	687	1392	@234	51	112	.385	29
1948	@.282	@5446	840	@1534	242	54	@155	.431	54
1949	.260	5221	675	1358	194	58	112	.384	44
1950	.269	5263	806	1417	222	46	@164	.422	40
1951	.256	5250	696	1346	208	35	@140	.389	52
1952	.262	5330	@763	1399	211	49	@148	@.404	46
1953	.270	5285	770	1426	201	29	@160	.410	33
1954	.262	5222	746	1368	188	39	@156	.403	30
1955	.257	5146	698	1325	195	31	148	.394	28
1956	.244	5148	712	1256	199	23	153	.381	40
1957	.252	5171	682	1304	199	26	140	.382	40
1958	.258	5201	694	1340	210	31	161	.403	50
1959	@.263	5288	@745	1390	216	25	@167	@.408	33
1960	.267	@5296	667	@1415	218	20	127	.388	58

YEAR	AVG	AB	R	H	2B	3B	HR	SLG	SB
1961	@.266	@5609	737	@1493	@257	39	150	.406	34
1962	.245	5484	682	1341	202	22	180	.388	35
1963	.239	5496	635	1314	214	29	169	.381	59
1964	.247	5603	689	1386	208	22	164	.380	@79
1965	.250	5469	663	1367	198	21	156	.379	109
1966	.237	5474	574	1300	156	25	155	.360	53
1967	.235	5461	559	1282	213	35	131	.359	53
1968	.234	5416	516	1266	210	36	75	.327	115
1969	.237	5365	573	1272	173	24	119	.345	85
1970	.249	5463	649	1358	197	23	183	.394	25
1971	.238	5467	543	1303	200	20	109	.342	57
1972	.234	5207	472	1220	187	18	91	.330	49
1973	.256	5592	680	1429	205	29	@158	.387	60
1974	.255	5474	662	1395	201	19	131	.370	79
1975	.261	5404	688	1409	201	25	@153	.392	106
1976	.263	5412	615	1423	189	38	85	.359	75
1977	.269	5491	676	1476	221	46	100	.380	87
1978	.261	5365	639	1400	223	45	106	.379	64
1979	.258	5376	760	1388	206	29	138	.384	143
1980	.277	5470	738	1517	221	40	89	.381	118
1981	.263	3507	431	922	150	21	39	.351	@119
1982	.262	5559	683	1458	225	32	109	.373	151
1983	.265	5476	704	1451	249	31	86	.369	109
1984	.265	5643	761	1498	222	39	123	.384	126
1985	.265	5527	729	1465	254	31	116	.385	132
1986	@.284	*5702	@831	@1620	270	@45	157	@.430	@141
1987	.263	5606	742	1476	267	30	187	.422	140
1988	.261	5505	666	1435	235	28	134	.387	97
1989	.245	5463	604	1340	221	26	127	.365	74
1990	.267	5485	732	1465	266	41	110	.391	107
1991	.254	5470	576	1390	236	26	79	.350	84
1992	.266	5620	674	1495	227	24	127	.383	144
1993	.275	5619	790	1547	264	31	141	.409	159
1994	.290	4022	@679	@1165	@240	20	@167	*@.484	131
1995	@.291	5028	@840	@1461	279	23	@207	@.479	@132
1996	@.293	5681	952	@1665	335	23	218	.475	160
1997	.286	5556	868	1589	301	22	220	.467	118
1998	.272	5616	850	1530	334	30	198	.448	143
1999	.289	5634	*@1009	1629	309	32	209	.467	@147
2000	@.288	5683	950	1639	310	30	221	.470	113
2001	.278	5600	897	1559	294	37	212	.458	79
2002	.249	5423	739	1349	255	26	192	.412	52
2003	.254	5572	699	1413	296	26	158	.401	86
2004	.276	5676	858	1565	345	29	184	.444	94
2005	.271	5609	790	1522	337	30	207	.453	62
2006	.280	5619	870	1576	351	27	196	.457	55
2007	.268	5604	811	1504	305	27	178	.428	72
2008	.262	5543	805	1455	339	22	171	.424	77
2009	.264	5568	773	1468	314	28	161	.417	84
2010	.248	5487	646	1362	290	20	128	.378	91
2011	.250	5509	704	1380	290	26	154	.396	89
2012	.251	5525	667	1385	266	24	136	.381	110
2013	.255	5465	745	1391	290	23	171	.410	117
2014	.253	5575	669	1411	284	23	142	.389	104
2015	.256	5439	669	1395	303	29	141	.401	86
2016	.262	5484	777	1435	308	29	185	.430	@134
2017	.263	5511	818	1449	333	29	212	.449	88
2018	.259	5595	818	1448	298	19	216	.435	@135
2019	.250	5425	769	1354	286	18	*223	.432	103

* Team Record, @ Led League

TEAM BATTING LEADERS 1901-2019

Year	Home Runs	Batting Average	Runs Scored	RBI	Hits	SB					
1901	Beck	6	McCarthy .321	Pickering	102	Beck	79	Pickering	169	Pickering	36
1902	Bradley	11	Hickman .378	Bradley	104	Hickman	94	Bradley	187	Pickering	22
1903	Hickman	12	Lajoie *.344	Bradley	101	Hickman	97	Bay	169	Bay	22
1904	Lajoie	6	Lajoie *.376	Flick	97	Lajoie	*102	Lajoie	*208	Bay	*45
	Flick	6								Flick	+38
1905	Turner	4	Flick *.308	Bay	90	Flick	64	Bay	166	Bay	36
	Flick	4									
1906	Congalton	3	Lajoie .355	Flick	*98	Lajoie	91	Lajoie	*214	Flick	+39
1907	Flick	3	Flick .302	Flick	78	Lajoie	63	Flick	166	Flick	41
1908	Hinchman	6	Stovall .292	Lajoie	77	Lajoie	74	Lajoie	168	Clarke	37
1909	Hinchman	2	Lajoie .324	Stovall	60	Hinchman	53	Lajoie	152	Stovall	25
	Stovall	2									
1910	Lajoie	4	Lajoie .384	Lajoie	94	Lajoie	76	Lajoie	*227	Turner	31
1911	Jackson	7	Jackson .408	Jackson	126	Jackson	83	Jackson	233	Jackson	41
1912	Jackson	3	Jackson .395	Jackson	121	Lajoie	90	Jackson	+226	Jackson	35
						Jackson	90				
1913	Jackson	7	Jackson .373	Jackson	109	Jackson	71	Jackson	*197	Chapman	29
1914	Jackson	3	Jackson .338	Graney	63	Jackson	53	Jackson	153	Chapman	24
1915	Roth	*4	Jackson .331	Chapman	101	Chapman	67	Chapman	154	Chapman	36
						Smith	67				
1916	Graney	5	Speaker *.386	Graney	106	Speaker	79	Speaker	*211	Speaker	35
1917	Graney	3	Speaker .352	Chapman	98	Roth	72	Speaker	184	Chapman	52
	Smith	3									
1918	Wood	5	Speaker .318	Chapman	*84	Wood	66	Speaker	150	Roth	35
1919	Smith	9	Johnston .305	Speaker	83	Gardner	79	Gardner	157	Johnston	21
1920	Smith	12	Speaker .388	Speaker	137	Gardner	118	Speaker	214	Johnston	13
										Chapman	13
1921	Smith	16	Speaker .362	Speaker	107	Gardner	120	Gardner	187	Wambsganss	13
1922	Speaker	11	Speaker .378	Wambsganss	89	Wood	92	Jamieson	183	Wambsganss	17
1923	Speaker	17	Speaker .380	Speaker	133	Speaker	+130	Jamieson	*222	Jamieson	19
1924	Speaker	9	Jamieson .359	Sewell	99	Sewell	106	Jamieson	213	Jamieson	21
1925	Speaker	12	Speaker .389	Jamieson	109	Sewell	98	Sewell	204	Burns	16
1926	Speaker	7	Burns .358	Spurgeon	101	Burns	114	Burns	+216	J. Sewell	17
1927	Hodapp	5	Burns .319	Burns	84	Sewell	92	Sewell	180	Burns	13
1928	Burns	5	J. Sewell .323	Lind	102	Hodapp	73	Lind	191	Lind	8
1929	Averill	18	Fonseca *.369	Averill	110	Fonseca	103	Fonseca	209	Fonseca	19
1930	Morgan	26	Hodapp .354	Morgan	122	Morgan	136	Hodapp	*225	Averill	10
1931	Averill	32	Morgan .351	Boudreau	95	Averill	143	Averill	209	Kamm	13
1932	Averill	32	Cisell .320	Averill	116	Averill	124	Averill	198	Cissell	18
1933	Averill	11	Averill .301	Averill	83	Averill	92	Averill	180	Cissell	6
										Kamm	6
1934	Trosky	35	Vosmik .341	Averill	128	Trosky	142	Trosky	206	Pytlak	11
1935	Trosky	26	Vosmik .348	Averill	109	Trosky	113	Vosmik	*216	Hale	15
1936	Trosky	42	Averill .378	Averill	136	Trosky	*162	Averill	*232	Hughes	20
1937	Trosky	32	Solters .323	Averill	121	Trosky	128	Solters	190	Lary	18
1938	Keltner	26	Heath .343	Trosky	106	Keltner	113	Trosky	185	Lary	23
1939	Trosky	25	Trosky .335	Chapman	101	Trosky	104	Keltner	191	Chapman	18
1940	Trosky	25	Weatherly .303	Boudreau	97	Boudreau	101	Boudreau	185	Chapman	13
1941	Heath	24	Heath .340	Boudreau	95	Heath	123	Heath	199	Heath	18
1942	Fleming	14	Fleming .292	Hockett	85	Fleming	82	Keltner	179	Hockett	12
1943	Heath	18	Cullenbine .289	Hockett	70	Heath	79	Hockett	166	Hockett	13
1944	Cullenbine	16	Boudreau *.327	Cullenbine	98	Keltner	91	Boudreau	191	Boudreau	11
1945	Heath	15	Meyer .292	Rocco	81	Heath	61	Meyer	153	Mackiewicz	5
1946	Seerey	26	Edwards .301	Edwards	62	Boudreau	62	Boudreau	151	Case	*28
						Seerey	62				
1947	Gordon	29	Mitchell .316	Gordon	89	Gordon	93	Boudreau	165	Gordon	7
1948	Gordon	32	Boudreau .355	Boudreau	116	Gordon	124	Mitchell	204	Mitchell	13
1949	Doby	24	Mitchell .317	Doby	106	Doby	85	Mitchell	*203	Mitchell	10
										Doby	10
1950	Rosen	*37	Doby .326	Doby	110	Rosen	116	Doby	164	Doby	8
1951	Easter	27	Avila .304	Doby	84	Easter	103	Avila	165	Avila	14
1952	Doby	*32	Mitchell .323	Doby	*104	Rosen	*105	Avila	179	Avila	12
1953	Rosen	*43	Rosen .336	Rosen	*115	Rosen	*145	Rosen	201	Avila	10
1954	Doby	*32	Avila *.341	Avila	112	Doby	*126	Avila	189	Avila	9
1955	Doby	26	Smith .306	Smith	*123	Rosen	81	Smith	186	Smith	11
1956	Wertz	32	Smith .274	Smith	87	Wertz	106	Smith	144	Avila	17
1957	Wertz	28	Woodling .321	Wertz	84	Wertz	105	Wertz	145	Smith	12
1958	Colavito	41	Colavito .303	Minoso	94	Colavito	113	Minoso	168	Minoso	14
1959	Colavito	+42	Francona .363	Power	102	Colavito	111	Minoso	172	Power	9
								Power	172		

* Led American League
 +Tied for American League lead

Year	Home Runs	Batting Average	Runs Scored	RBI	Hits	SB
1960	Held 21	Kuenn .308	Francona 84	Power 84	Power 167	Piersall 18
1961	Kirkland 27	Piersall .322	Francona 87	Kirkland 95	Francona 178	Temple 9
1962	Romano 25	Francona .272	Francona 82	Romano 81	Francona 169	Kirkland 9
1963	Alvis 22	Alvis .274	Alvis 81	Alvis 67	Alvis 165	3 tied 9
1964	Wagner 31	Chance .279	Howser 101	Wagner 100	Howser 163	Davalillo 21
1965	Wagner 28	Davalillo .301	Colavito 92	Colavito *108	Colavito 170	Davalillo 26
1966	Colavito 30	Wagner .279	Wagner 70	Whitfield 78	Wagner 153	Salmon 10
						Hinton 10
1967	Alvis 21	Davalillo .287	Alvis 66	Alvis 70	Alvis 163	Salmon 10
1968	Horton 14	Maye .281	Cardenal 78	Horton 59	Cardenal 150	Cardenal 40
1969	Harrelson 27	Horton .278	Harrelson 83	Horton 93	Horton 174	Cardenal 36
	Horton 27					
1970	Nettles 26	Fosse .307	Nettles 81	Pinson 82	Pinson 164	Pinson 7
1971	Nettles 28	Uhlender .288	Nettles 78	Nettles 86	Nettles 156	Pinson 25
1972	Nettles 17	Chambliss .292	Nettles 65	Nettles 70	Nettles 141	McCraw 12
1973	Spikes 23	Chambliss .273	Bell 86	Spikes 73	Bell 169	Williams 9
1974	Spikes 22	Gamble .291	Gamble 74	Spikes 80	Spikes 154	Lowenstein 36
1975	Powell 27	Carty .308	Hendrick 82	Hendrick 86	Bell 150	Manning 19
				Powell 86		Kuiper 19
1976	Hendrick 25	Carty .310	Bell 75	Carty 83	Carty 171	Manning 16
1977	Thornton 28	Bochte .304	Thornton 77	Carty 80	Kuiper 169	Norris 26
1978	Thornton 33	Kuiper .283	Thornton 97	Thornton 105	Bell 157	3 tied 12
1979	Thornton 26	Harrah .279	Harrah 99	Thornton 93	Bonds 148	Bonds 34
1980	Charboneau 23	Dilone .341	Harrah 100	Charboneau 87	Dilone 180	Dilone 61
1981	Diaz 7	Hargrove .317	Harrah 64	Hargrove 49	Harrah 105	Dilone 29
1982	Thornton 32	Harrah .304	Harrah 100	Thornton 116	Harrah 183	Dilone 33
1983	Thornton 17	Tabler .291	Harrah 81	Franco 80	Franco 153	Franco 32
	Thomas 17					
1984	Thornton 33	Vukovich .304	Butler 108	Thornton 99	Franco 188	Butler 52
1985	Thornton 22	Butler .311	Butler 106	Franco 90	Butler 184	Butler 47
1986	Carter 29	Tabler .326	Carter 108	Carter *121	Carter 200	Butler 32
1987	Snyder 33	Franco .319	Buylter 91	Carter 106	Tabler 170	Butler 33
1988	Carter 27	Franco .303	Franco 88	Carter 98	Franco 186	Carter 27
1989	Carter 35	Browne .299	Carter 84	Carter 105	Browne 179	Browne 14
1990	Maldonado 22	James, C. .299	Browne 92	Maldonado 95	Jacoby 162	Cole 40
1991	Belle 28	Cole .295	Baerga 80	Belle 95	Baerga 171	Cole 27
1992	Belle 34	Baerga .312	Lofton 96	Belle 112	Baerga 205	Lofton *66
1993	Belle 38	Lofton .325	Lofton 116	Belle *129	Baerga 200	Lofton *70
1994	Belle 36	Belle .357	Lofton 105	Belle 101	Lofton *160	Lofton *60
1995	Belle *50	Murray .323	Belle +121	Belle +126	Baerga 175	Lofton *54
1996	Belle 48	Franco .322	Lofton 132	Belle *148	Lofton 210	Lofton *75
1997	Thome 40	Justice .329	Thome 104	Williams 105	Ramirez 184	Vizquel 43
1998	Ramirez 45	M. Ramirez .294	M. Ramirez 108	M. Ramirez 145	Lofton 169	Lofton 54
1999	Ramirez 44	M. Ramirez .333	R. Alomar *138	M. Ramirez *165	Vizquel 191	Vizquel 42
2000	Ramirez 38	Ramirez .351	R. Alomar 111	M. Ramirez 122	R. Alomar 189	R. Alomar 39
2001	Thome 49	R. Alomar .336	R. Alomar 113	Gonzalez 140	R. Alomar 193	R. Alomar 30
2002	Thome 52	Thome .304	Thome 101	Thome 118	Vizquel 160	Vizquel 18
2003	Gerut 22	Bradley .321	Blake 80	Gerut 75	Blake 143	Bradley 17
2004	Blake 28	Hafner .311	Lawton 109	Hafner 109	Belliard 169	Lawton 23
	Hafner 28					
2005	Hafner 33	V. Martinez .305	Sizemore 111	Hafner 108	Sizemore 185	Sizemore 22
2006	Hafner 42	V. Martinez .316	Sizemore *134	Hafner 117	Sizemore 190	Sizemore 22
2007	V. Martinez 25	V. Martinez .301	Sizemore 118	Martinez 114	Sizemore 174	Sizemore 33
2008	Sizemore 33	Peralta .276	Peralta 104	Sizemore 90	Sizemore 170	Sizemore 38
				Garko 90		
2009	Choo 20	Cabrera .308	Choo 87	Choo 86	Choo 175	Choo 21
2010	Choo 22	Choo .300	Choo 81	Choo 90	Choo 165	Choo 22
2011	Santana 27	A. Cabrera .273	A. Cabrera 87	A. Cabrera 92	A. Cabrera 165	A. Cabrera 17
2012	Santana 18	Brantley .288	Choo 88	Santana 76	Choo 169	Kipnis 31
				Kipnis 76		
2013	Swisher 22	Brantley .284	Kipnis 86	Kipnis 84	Kipnis 160	Kipnis 30
2014	Santana 27	Brantley .327	Brantley 94	Brantley 97	Brantley 200	Brantley 23
2015	Santana 19	Brantley .310	Kipnis 86	Santana 85	Kipnis 171	Brantley 15
2016	Santana 34	J. Ramirez .312	Lindor 99	Napoli 101	Lindor 182	Davis *43
	Napoli 34					
2017	Encarnacion 39	J. Ramirez .318	J. Ramirez 107	Encarnacion 107	J. Ramirez 186	Zimmer 18
2018	J. Ramirez 38	Brantley .309	Lindor +129	Encarnacion 107	Lindor 183	J. Ramirez 34
2019	Santana 34	Lindor .284	Santana 110	Santana 93	Lindor 170	J. Ramirez 24

* Led American League
+Tied for American League lead

CLUB BATTING/SEASON

Highest batting average.....	308, 1921 (154 games)	Most bases on balls	743, 1999 (162 games)
Lowest batting average.....	234, 1968 (162 games)	Most strikeouts.....	1332, 2019 (162 games)
	234, 1972 (156 games)	Fewest strikeouts	331, 1922 (155 games)
Highest slugging pct.	484, 1994 (113 games)		331, 1926 (154 games)
Lowest slugging pct.	308, 1910 (161 games)	Most stolen bases.....	210, 1917 (156 games)
Most games.....	164, 1964	Fewest stolen bases	19, 1945 (154 games)
Most at-bats	5702, 1986 (163 games)	Most caught stealing.....	92, 1920 (154 games)
Fewest at-bats.....	4773, 1903 (149 games)	Most grounded into double play	165, 1980
Most runs	1009, 1999 (162 games)		(160 games)
Fewest runs.....	472, 1972 (156 games)	Fewest grounded into double play.....	94, 1941
Most hits.....	1715, 1936 (157 games)		(155 games)
Fewest hits	1210, 1915 (154 games)	Most left on base.....	1260, 2000 (162 games)
Most singles	1218, 1925 (155 games)	Fewest left on base.....	995, 1959 (154 games)
Most doubles.....	358, 1930 (154 games)	Most times shutout.....	24, 1914 (153 games)
Fewest doubles.....	156, 1966 (162 games)	Most .300 hitters	9, 1921
Most triples.....	95, 1920 (154 games)	Most players w/30SB.....	3, 1987 (162 games)
Fewest triples.....	18, 2x,, last 2019 (162 games)		3, 1904 (154 games)
Most extra-base hits	576, 1996 (161 games)		3, 1917 (154 games)
Most total bases.....	2700, 1996 (161 games)	Most games held to one hit (or fewer)	4, 1915
Most RBI	960, 1999 (162 games)	Most games held hitless	2, 1910
Fewest RBI.....	440, 1972 (156 games)	Most players, 10 HR.....	10, 3x,, 2019 (162 games)
Most sacrifices	262, 1917 (156 games)	Most players, 20 HR	6, 2001 (162 games)
Most sacrifice hits	195, 1906 (157 games)	Most players, 100 RBI.....	4, 1999 (162 games)
Most sacrifice flies	74, 1980 (160 games)	Most players, 70 RBI.....	7, 2004 (162 games)
Most HBP.....	103, 2008 (162 games)	Most players, 50 RBI.....	9, 2005, 2004,
			2001, and 1923
		Most players, 250 total bases.....	5, 2005 & 2016

500 CONSECUTIVE GAMES

Two players have appeared in more than 500 consecutive games in Tribe history. Joe Sewell holds the club record with 1,103 consecutive games played between Sept. 13, 1922 and April 30, 1930. Beginning in 1931, Earl Averill played in 673 consecutive games.

(Source: **Baseball's 'Iron Men'** by Jerry Sulecki in *Baseball Research Journal* #26, **The Cleveland Indians Encyclopedia**, and **The Biographical Encyclopedia of Baseball**)

BIG INNINGS

The five highest scoring innings in Indians history are:

- 14 runs on April 18, 2009 at New York Yankees, second inning
- 14 runs on June 18, 1950 vs. Philadelphia As, first inning
- 13 runs on July 7, 1923 vs. Boston, sixth inning
- 13 runs on April 10, 1977 at Boston, eighth inning
- 12 runs on September 10, 1999 at Chicago, sixth inning

CLUB BATTING/GAME, INNING, DH

Most hits, game, 9 inning.....	29, vs. St. Louis, August 12, 1948 (game 2)
Most hits, game, extra innings*	33, vs. Philadelphia, July 10, 1932 (18 innings)
Most hits, inning.....	13, at New York (AL), April 18, 2009
Most extra base hits, inning.....	8, at New York (AL), April 18, 2009
Most hits, pinch-hitter*	4, vs. Chicago, Apr. 22, 1930; vs. Boston, Sept. 21, 1967
Most hits, shutout loss.....	14, vs. Washington, July 10, 1928 lost 9-0 (18 total bases)
Fewest hits, extra-inning game*	1, vs. Chicago, September 6, 1903
Most players five or more hits, 9.0 innings.....	2, vs. NYY, July 29, 1928, May 14, 2014 at Toronto
Most players five or more hits, extra innings.....	3, vs. Philadelphia, July 10, 1932 (18 innings)
Most plate appearances, inning.....	17, 2x, last at New York (AL), April 18, 2009
Most players one or more hits, game, 9 innings.....	14, vs. St. Louis, August 12, 1948
Fewest at bats, game, 9 innings*	23, at Chicago (AL), May 9, 1961
Most runs, inning.....	14, 2x, last at New York (AL), April 18, 2009 (2nd inning)
Most runs, inning by opponent.....	13, at Philadelphia, June 15, 1925 (8th inning)
Most runs, inning with two out*	13, vs. Boston, July 7, 1923
Most consecutive unanswered runs.....	35, August 28 to September 1, 2004
Most runs, game.....	27, vs. Boston, July 7, 1923 (game 1)
Most runs, combined, extra inning game.....	35, vs. Philadelphia, July 10, 1932 (18 innings)
Most runs, start of game, none out.....	8, 2x, vs. KC, May 9, 1995; vs. Baltimore, July 6, 1954
Most runs, shutout game.....	22, at New York, August 31, 2004
Most runs, shutout game by opponent.....	21, at Detroit, September 15, 1901
Most runs, game, both clubs, 9 innings.....	35, at St. Louis, Apr. 14, 1925, Cleveland 21, St. Louis 14,
Most runs, doubleheader shutout.....	23, vs. Boston, June 23, 1931
Most runs, season opener*	21, vs. St. Louis, April 14, 1925
Most at-bats, game, 9 innings.....	55, at St. Louis, August 12, 1948 (game 2)
Most at-bats, game, extra innings.....	83, vs. Philadelphia, July 10, 1932
Most players, two or more runs in one inning.....	5, 2x, at NYY, Apr. 18, 2009; vs. PHI-AL, June 18, 1950
Runs scored in all 9 innings*	vs. Boston, July 7, 1923, G1 (Did not bat in 9th)
Longest 1-0 game won.....	15 innings, vs. Baltimore, May 14, 1961
Longest 1-0 game lost.....	17 innings, at Chicago (AL), September 13, 1967
Most singles, game.....	24, vs. New York, July 29, 1928
Most extra base hits, game*	15, at Minnesota, July 13, 1996
Most doubles, game*	12, vs. Minnesota, July 13, 1996
Most triples, game.....	6, June 3, 1916 vs. Boston
Most triples, inning.....	3, many, last June 24, 2016 at Detroit (4th inn.)
Most triples with bases filled, game.....	2, vs. New York, July 27, 1978
Most total bases, game.....	50, 2x, last at New York (AL), April 18, 2009
Most bases on balls, game.....	18, vs. Boston, May 20, 1948
Most bases on balls, doubleheader.....	23, vs. Philadelphia, June 18, 1950
Most bases on balls, inning.....	7, vs. Philadelphia, June 18, 1950
Most bases on balls, bases loaded, game.....	5, at Boston, August 17, 1930 & June 6, 1949 vs. PHI
Most bases on balls, bases loaded, inning.....	4, many times, last vs. Cincinnati, May 17, 2016
Most strikeouts, game, 9 innings.....	17, 3x, last Sept 16, 2013 at Kansas City
Most strikeouts, game, extra innings.....	21, at Seattle, September 28, 1986
Most successive strikeouts.....	7, vs. Kansas City, August 29, 2010
Longest game without a strikeout.....	16 innings, vs. New York, June 7, 1936
Most stolen bases, game.....	8, four times, last vs. LA Angels, August 12, 2016
Most steals, opponent, game.....	9, at Washington, August 18, 1910
Most caught stealing, game.....	6, at Washington, July 10, 1920 (game 2)
Most caught stealing, game, opponent.....	4, five times, last April 24, 1976 vs Oakland
Most sacrifice hits, game.....	7, 2x, at New York-AL, July 10, 1914 (game 1)
Most sacrifice hits, inning.....	3, 2x, last vs. Chicago, June 8, 1980 (6th inn)
Most grounded into double play, game.....	6, 2x, last at Chicago-AL, August 7, 2009
Most sacrifice flies, game.....	4, 6x, last vs. Anaheim, July 28, 1997
Fewest hits DH.....	2, vs. Boston, April 12, 1992 (G1: 0; G2: 2)
Most hit by pitcher, game.....	4, six times, last Sept. 10, 2019 at LA Angels
Most intentional walks, game, 9 innings.....	4, many times, last on August 20, 1993 at Boston
Most intentional walks, extra inning game.....	5, many times, last vs. Boston, May 17, 1980
Most LOB game, 9 innings.....	18, at Kansas City, May 1, 1985
Most LOB game, extra innings.....	24, vs. Philadelphia, July 10, 1932
Most LOB game, shutout game, 9 innings.....	14, at Wash., July 10, 1928 (G2); vs. CWS, July 9, 1931
Most LOB game, shutout game, extra innings.....	16, vs. Kansas City on September 15, 1966
Most consecutive games, 10 or more hits.....	18, 1925 (ties Major League Record)
Most consecutive games, scoring first run.....	16, July 2013

* American League Record

INDIVIDUAL LIFETIME BATTING RECORDS

Highest batting average.....	.375	Joe Jackson	Most grounded into double play.....	165	Julio Franco
Highest slugging pct.592	Manny Ramirez	Most home runs	337	Jim Thome
Highest on-base pct.444	Tris Speaker	Most grand slam home runs .	13	Manny Ramirez
Most seasons	15	Terry Turner	Most extra base hits.....	724	Earl Averill
Most games.....	1619	Terry Turner	Most total base.....	3200	Earl Averill
Most consecutive games	1103	Joe Sewell	Most RBI	1084	Earl Averill
Most at bats.....	6034	Nap Lajoie	Most bases on balls	1008	Jim Thome
Most runs	1154	Earl Averill	Most IBB.....	87	Jim Thome
Most hits	2052	Nap Lajoie	Most strikeouts.....	1400	Jim Thome
Most singles	1516	Nap Lajoie	Most stolen bases.....	452	Kenny Lofton
Most doubles.....	486	Tris Speaker	Most caught stealing.....	110	Charlie Jamieson
Most triples.....	121	Earl Averill	Most pinch hits	41	Dale Mitchell
Most sac flies	62	Omar Vizquel	Most hit by pitch	85	Travis Hafner
Most sac hits	334	Ray Chapman			

ALL-TIME ROOKIE RECORDS

INDIVIDUAL SEASON BATTING

Record	Player	Year
Highest batting average	Joe Jackson.....	1911
Most hits	Joe Jackson.....	1911
Most doubles.....	Hal Trosky/Joe Jackson	1934/1911
Most triples.....	Joe Jackson.....	1911
Most homers (LH)	Hal Trosky.....	1934
Most homers (RH).....	Al Rosen	1950
Most total bases.....	Hal Trosky.....	1934*
Most runs	Joe Jackson.....	1911
Most runs batted in	Hal Trosky.....	1934
Most at-bats (LH)	Hal Trosky.....	1934
Most at-bats (RH).....	Carl Lind	1928
Most bases on balls (LH)	Les Fleming	1942
Most bases on balls (RH)	Al Rosen	1950
Most strikeouts (LH).....	Bob Chance.....	1964
Most strikeouts (RH)	Cory Snyder.....	1986
Most stolen bases.....	Kenny Lofton	1992*

* Led American League

INDIANS WHO HAVE HIT HOMERS IN FIRST AT BAT OF THE SEASON

Charlie Jamieson, 1925 Julio Franco, 1988 Grady Sizemore, 2007

INDIANS WHO HAVE HIT HOMERS IN FIRST M.L. AT BAT

Earl Averill — April 16, 1929 vs. Detroit
 Jay Bell — September 29, 1986 at Minnesota
 Kevin Kouzmanoff — September 2, 2006 at Texas

INDIANS WHO HAVE HAD 8 OR MORE RBI IN ONE GAME

Chris James (9), on May 4, 1991	Pat Seerey (8), on July 13, 1945
Lonnie Chisenhall (9), on June 9, 2014	Bill Glynn (8), on July 5, 1954 (G1)
Earl Averill (8), on July 12, 1930	Manny Ramirez (8), on September 24, 1999
	Ben Broussard (8), on April 27, 2006 vs. Boston

INDIVIDUAL BATTING/SEASON

Highest batting avg. (season)408	Most runs, switch hitter 138
Joe Jackson..... 1911	Robbie Alomar..... 1999(c)
Highest slugging pct. 714	Most bases on balls (LH) 127
Albert Belle..... 1994	Jim Thome..... 1999
Highest on-base pct. 483	Most intentional walks 18
Tris Speaker..... 1920	Andre Thornton 1982; Jim Thome 2002
Most games 163	Most bases on balls (RH) 109
Leon Wagner..... 1964	Andre Thornton..... 1982
Most at bats (LH) 662	Most bases on balls (SH) 113
Kenny Lofton..... 1996	Carlos Santana..... 2014
Most at bats (RH) 663	Most strikeouts (LH) 185
Joe Carter..... 1986	Jim Thome..... 2001
Most at-bats, switch hitter 661	Most strikeouts (RH) 194
Francisco Lindor..... 2018	Mike Napoli..... 2016
Most hits 233	Fewest strikeouts 4
Joe Jackson..... 1911	Joe Sewell..... 1925, 1929(c)
Most 200 hit seasons 3	Most sacrifice hits (including sacrifice flies) 67
Tris Speaker..... 1916, 1920, 1923	Ray Chapman..... 1917(b)
Nap Lajoie..... 1904, 1906, 1910	Most sacrifice hits (no sacrifice flies) 46
Most hits and walks 311	Bill Bradley..... 1907
Tris Speaker..... 1920, 1923	Most sacrifice flies 16
Most hits home (since 1918) 135	Juan Gonzalez..... 2001
Earl Averill..... 1936	Most hit by pitch 20
Most hits road (since 1918) 119	Ryan Garko..... 2007
Lou Boudreau..... 1948	Most stolen bases 75
Most singles 172	Kenny Lofton..... 1996
Charley Jamieson..... 1923	Most caught stealing 27
Most doubles 64	Tris Speaker..... 1916
George Burns..... 1926	Most grounded into double play 28
Most doubles, switch hitter 56	Julio Franco..... 1986
José Ramírez..... 2017	Fewest grounded into double play 2
Most triples 26	Al Smith 1954, Dale Mitchell 1947, Grady Sizemore
Joe Jackson..... 1912(a)	2006, Michael Bourn 2013
Most extra-base hits 103	Most consecutive games batted safely 31
Albert Belle..... 1995	Nap Lajoie..... 1906
Most extra-base hits, switch hitter 91	Most consecutive games, one or more RBI 11
José Ramírez..... 2017	Odell Hale (13), 1935; Larry Gardner (24), 1920
Fewest extra base hits 10	Most pinch-hits 19
Felix Fermin..... 1989(a)	Bob Hale..... 1960
Most total bases 405	Most consecutive pinch-hits 5
Hal Trosky..... 1936	Jerry Browne 1991; Bob Hale 1960
Fewest RBI, season (502 PA min.) 21	Most consecutive games, no strikeouts 115
Felix Fermin..... 1989	Joe Sewell..... May 17- Sept 19, 1929(a)
Josh Clarke..... 1908	Twenty or more doubles, triples, home runs
Most RBI (LH) 162	Jeff Heath..... 1941(a)
Hal Trosky..... 1936	Fifty doubles, ten triples, 25 home runs
Most RBI (RH) 165	Grady Sizemore..... 2006
Manny Ramírez..... 1999	Most five-hit games, season
Most RBI (switch-hitter) 120	Joe Carter (3)..... 1986
Roberto Alomar..... 1999	Tris Speaker (3)..... 1923
Most runs 140	Most games, four extra base hits, season 2 G
Earl Averill..... 1931	George Burns (1924), Lou Fonseca (1929), Francisco
	Lindor (2018)(a)

(a) Ties American League Record, (b) Major League Record, (c) American League Record

INDIVIDUAL BATTING/GAME, INNING

<p>Most at-bats..... 11^(a) Johnny Burnett, July 10, 1932; Ed Morgan, July 10, 1932</p> <p>Most at-bats, doubleheader.....29^(a) Ted Uhlaender, Sept. 14, 1971 (29.0IP)</p> <p>Most runs..... 5, many players last done by Michael Brantley, June 9, 2014</p> <p>Most hits, 9.0 inning game.....6^(b) last by Omar Vizquel, August 31, 2004 at New York</p> <p>Most hits, extra inning game..... 9 John Burnett, July 10, 1932</p> <p>Most hits, two consecutive games..... 11 John Burnett, July 9 (2) and July 10 (9), 1932</p> <p>Most consecutive hits..... 11 Tris Speaker, 1920</p> <p>Most one base hits, extra inning game.....7^(b) John Burnett, July 10, 1932</p> <p>Most one base hits, doubleheader.....8^(a) Earl Averill, May 7, 1933</p> <p>Most doubles, game..... 4, three times^(a) last done by Sandy Alomar, June 6, 1997</p> <p>Most consecutive doubles, game..... 4^(a) Lou Boudreau, July 10, 1946; Vic Wertz, September 26, 1956; Sandy Alomar, June 6, 1997</p> <p>Most triples.....3, five players^(a) last done by Ben Chapman, July 3, 1939</p> <p>Most triples with bases filled.....2^(a) Duane Kuiper, July 27, 1978</p> <p>Most total bases, game..... 16^(a) Rocky Colavito, June 10, 1959</p> <p>Most extra base hits, game.....5^(c) Lou Boudreau, July 14, 1946; (4 doubles and 1 home run) Kelly Shoppach, July 30, 2008; (3 doubles and 2 home runs) José Ramírez, Sept. 3, 2017; (3 doubles and 2 home runs)</p> <p>Same game, two hits, one inning.....2^(a) John Hodapp, July 24, 1928</p> <p>Most consecutive extra base hits.....7^(a) Elmer Smith, September 4 and 5, 1921 (two games) (3 doubles and 4 home runs)</p> <p>Most extra bases on long hits..... 12^(a) Rocky Colavito, June 10, 1959</p> <p>Most RBI, game..... 9 Chris James, May 4, 1991 at Oakland Lonnie Chisenhall, June 9, 2014 at Texas</p> <p>Most RBI, doubleheader..... 11 Earl Averill, Sept. 17, 1930 (DH, tied AL record);</p> <p>Most RBI, two consecutive games..... 12 Hal Trosky, Sept. 15-16, 1936 Vic Wertz, Sept. 13-14, 1957</p>	<p>Most bases on balls, game.....6^(a) Andre Thornton, May 2, 1984 (extra innings)</p> <p>Most walks, 9.0 IP game..... 5, many players last by Jim Norris, July 8, 1977</p> <p>Most strikeouts, game.....5^(a) Larry Doby, April 25, 1948; Rick Manning, May 15, 1977; Jim Thome, April 19, 2000</p> <p>Most strikeouts, two consecutive games.....8^(a) Pedro Ramos, August 19 and 23, 1963</p> <p>Most GDP, game.....3, four players last on April 9, 2004 by Jody Gerut at Kansas City</p> <p>Most stolen bases, game..... 5 Alex Cole, May 3, 1992 and August 1, 1990; Kenny Lofton, September 3, 2000</p> <p>Most stolen bases of home, game..... 2^(b) Joe Jackson, August 11, 1912 Vic Power, August 14, 1958 (10IP, last MLB player)</p> <p>Most sacrifice bunts, game.....4^(a) Ray Chapman, August 31, 1919; Felix Fermin, August 22, 1989</p> <p>Most sacrifice flies, game..... 2 many players, last Edwin Encarnacion, July 6, 2018</p> <p>Two doubles, one inning Duane Kuiper, August 30, 1981</p> <p>Double/triple, one inning Jerry Browne, May 4, 1991 at Oakland</p> <p>Two home runs, one inning Carlos Baerga, April 8, 1993</p> <p>Home run/double, one inning Josh Donaldson, September 28, 2018</p> <p>Home run/triple, one inning Luis Rivas, September 26, 2007</p> <p>Most total bases, inning..... 8 Carlos Baerga, April 8, 1993</p> <p>Most extra base hits, inning..... 2, many players last by Josh Donaldson, September 28, 2018</p> <p>Most RBI, inning.....6^(a) Matt Williams, August 27, 1997</p> <p>Most bases on balls, inning.....2, many times last by Michael Brantley, Sept. 15, 2018</p> <p>Most runs scored, consecutive games..... 18^(a) Kenny Lofton, August 15- September 3, 2000</p> <p>Most hit by a pitch, game..... 3 Austin Kearns, July 5, 2010 at Texas</p> <p>Most intentional walks, game..... 4 Jeff Heath, July 14, 1941 vs. Boston</p> <p>Most times reached base, via error..... 3 Luke Carlin, May 29, 2012; Walt Williams, Sept 11, 1973 Johnny Burnett, June 15, 1932 Luke Sewell, Sept. 5, 1931</p>
--	--

(a) Ties American League Record

(b) Major League Record

(c) American League Record

ALL-TIME TEAM RECORDS-BATTING

INDIANS WHO LED AMERICAN LEAGUE IN BATTING

Player	Year	BA	Player	Year	BA
Nap Lajoie	1903	.344	Lew Fonseca	1929	.369
Nap Lajoie	1904	.376	Lou Boudreau	1944	.327
Elmer Flick	1905	.308	Bob Avila	1954	.341
Tris Speaker	1916	.386			

INDIANS WHO LED AMERICAN LEAGUE IN HITS

Player	Year	No.	Player	Year	No.
Charles Hickman	1902	193&	Charlie Jamieson	1923	222
Nap Lajoie	1904	208	George Burns	1926	216 *
Nap Lajoie	1906	214	John Hodapp	1930	225
Nap Lajoie	1910	227	Joe Vosmik	1935	216
Joe Jackson	1912	226**	Earl Averill	1936	232
Joe Jackson	1913	197	Dale Mitchell	1949	203
Tris Speaker	1916	211	Kenny Lofton	1994	160

*Tied with Sam Rice; **Tied with Ty Cobb

&Also played with Boston in 1902

INDIANS WHO LED AMERICAN LEAGUE IN ONE-BASE HITS

Player	Year	No.	Player	Year	No.
Nap Lajoie	1910	165	Dale Mitchell	1949	161
Tris Speaker	1916	160	Carlos Baerga	1992	152
Charlie Jamieson	1923	172	Kenny Lofton	1993	148
Charlie Jamieson	1924	168	Kenny Lofton	1994	107 *
Dale Mitchell	1948	162			

*Tied with Paul Molitor

INDIANS WHO LED AMERICAN LEAGUE IN TWO-BASE HITS

Player	Year	No.	Player	Year	No.
Nap Lajoie	1904	49	Joe Sewell	1924	45 *
Nap Lajoie	1906	48	George Burns	1926	64
Nap Lajoie	1910	51	John Hodapp	1930	51
Joe Jackson	1913	39	Joe Vosmik	1935	47
Jack Graney	1916	41	Lou Boudreau	1941	45
Tris Speaker	1916	41	Lou Boudreau	1944	45
Tris Speaker	1918	33	Lou Boudreau	1947	45
Tris Speaker	1920	50	Tito Francona	1960	36
Tris Speaker	1921	52	Albert Belle	1995	52#
Tris Speaker	1922	48	Grady Sizemore	2006	53
Tris Speaker	1923	59	Michael Brantley	2015	45
			José Ramírez	2017	56

*Tied with Harry Heilman, #Tied with Edgar Martinez

INDIANS WHO LED AMERICAN LEAGUE IN THREE-BASE HITS

Player	Year	No.	Player	Year	No.
Elmer Flick	1905	18	Jeff Heath	1941	20
Elmer Flick	1906	22	Hank Edwards	1946	16
Elmer Flick	1907	18	Dale Mitchell	1949	23
Joe Jackson	1912	26	Bob Avila	1952	11
Joe Vosmik	1935	20	Vic Power	1958	10
Earl Averill	1936	15 *	Brett Butler	1986	14
Jeff Heath	1938	18	Kenny Lofton	1995	13
			Michael Bourn	2014	10#

*Tied with Joe DiMaggio and Red Rolfe

Tied with Eaton of Chicago-AL

INDIANS WHO LED THE AMERICAN LEAGUE IN ON-BASE %

Player	Year	No.	Player	Year	No.
Nap Lajoie	1904	.413	Tris Speaker	1922	.474
Joe Jackson	1911	.468	Tris Speaker	1925	.479
Tris Speaker	1916	.470	Larry Doby	1950	.442
			Mike Hargrove	1981	.424

INDIANS WHO LED AMERICAN LEAGUE IN TOTAL BASES

Player	Year	No.	Player	Year	No.
Nap Lajoie	1904	305	Al Rosen	1953	367
Nap Lajoie	1910	304	Rocky Colavito	1959	301
Joe Jackson	1912	331	Albert Belle	1994	294
Hal Trosky	1936	405	Albert Belle	1995	377
Al Rosen	1952	297			

INDIANS WHO LED AMERICAN LEAGUE IN SLUGGING PERCENTAGE

Player	Year	Pct.	Player	Year	Pct.
Nap Lajoie	1903	.518	Al Rosen	1953	.613
Nap Lajoie	1904	.552	Rocky Colavito	1958	.620
Elmer Flick	1905	.462	Albert Belle	1995	.690
Joe Jackson	1913	.551	Manny Ramirez	1999	.663
Tris Speaker	1916	.502	Manny Ramirez	2000	.697
Larry Doby	1952	.541	Jim Thome	2002	.677
			Travis Hafner	2006	.659

INDIANS WHO LED AMERICAN LEAGUE IN BASE ON BALLS

Player	Year	No.	Player	Year	No.
Jack Graney	1917	94	Jim Thome	1997	120
Ray Chapman	1918	84	Jim Thome	1999	127
Jack Graney	1919	105	Jim Thome	2002	122
Rocky Colavito	1965	93	Carlos Santana	2014	113

INDIANS WHO LED AMERICAN LEAGUE IN RUNS SCORED

Player	Year	No.	Player	Year	No.
Elmer Flick	1906	98	Al Smith	1955	123
Ray Chapman	1918	84	Albert Belle	1995	*121
Larry Doby	1952	104	Roberto Alomar	1999	138
Al Rosen	1953	115	Grady Sizemore	2006	134
			Francisco Lindor	2018	+129

*Tied with Edgar Martinez +Tied with Mookie Betts

INDIANS WHO LED AMERICAN LEAGUE IN STOLEN BASES

Player	Year	No.	Player	Year	No.
Harry Bay	1903	45	Kenny Lofton	1992	66
Harry Bay	1904	38	Kenny Lofton	1993	70
Elmer Flick	1904	38	Kenny Lofton	1994	60
Elmer Flick*	1906	39	Kenny Lofton	1995	54
George Case	1946	28	Kenny Lofton	1996	75
			Rajai Davis	2016	43

*Tied with John Anderson

INDIANS WHO LED THE AMERICAN LEAGUE IN RUNS BATTED IN

Player	Year	No.	Player	Year	No.
Nap Lajoie	1904	102	Rocky Colavito	1965	108
Tris Speaker	1923	130#	Joe Carter	1986	121
Hal Trosky	1936	162	Albert Belle	1993	129
Al Rosen	1952	105	Albert Belle	1995	*126
Al Rosen	1953	145	Albert Belle	1996	148
Larry Doby	1954	126	Manny Ramirez	1999	165

#Tied with Babe Ruth

*Tied with Mo Vaughn

INDIANS WHO HAD SIX HITS IN ONE GAME

Player	Date	Player	Date
Erwin Harvey (9)	April 25, 1902	Jim Fridley (9)	April 29, 1952
Frank Brower (9)	August 7, 1923	Jorge Orta (9)	June 15, 1980
George Burns (9)	June 19, 1924	Carlos Baerga #	April 11, 1992
John Burnett*#	July 10, 1932	Omar Vizquel (9)	August 31, 2004
Bruce Campbell (9)	July 2, 1936		

*Collected 9 hits in 11 times at bat in 18-inning game for M.L. record; # Extra inning game.

CLUB HOME RUNS

<p>Most, game8 at Milwaukee, April 25, 1997; at Seattle, July 16, 2004</p> <p>Most, game (home)7 vs. Philadelphia, April 30, 2013</p> <p>Most, game by opponents7 Milwaukee, April 29, 1980; Oakland, July 6, 1990; Texas, August 1, 2003</p> <p>Most, inning4 vs. Los Angeles, July 31, 1963; at Seattle, July 16, 2004 at Detroit, June 26, 2016</p> <p>Most, inning by opponent4 vs. Detroit, May 27, 1957; vs. Detroit, July 29, 1974; vs. Kansas City, June 29, 2001</p> <p>Most, individual players, game6 at Seattle, July 16, 2004 at New York-AL, April 18, 2009 vs. Philadelphia, April 30, 2013</p> <p>Three consecutive home runs12 last done at Texas, June 18, 2019</p> <p>Most in succession, game4 vs. Los Angeles, July 31, 1963</p> <p>Most home runs, start of game2 vs. Detroit, June 19, 1971; at Kansas City, July 21, 2002 at Kansas City, May 23, 2007 vs. Chicago, September 22, 2011 vs. New York-AL, July 8, 2016 vs. Detroit, September 15, 2018</p> <p>Most home runs, start of season5 * at Texas, April 27, 1995</p> <p>Most shutout game, no other runs4 vs. New York, August 2, 1956</p> <p>4 home runs/4 runs scored, game 4x, last vs. New York, April 23, 1987</p> <p>Most grand slams, game2 at Minnesota, April 22, 1988; at Toronto, September 24, 1999 vs. LA Angels, July 25, 2017</p> <p>Most grand slams, game, opponent2 Minnesota, July 18, 1962; Detroit, June 24, 1968; Baltimore, August 14, 1998</p> <p>Most pinch-hit, game2 vs. Philadelphia, May 26, 1937; vs. Minnesota, August 15, 1965</p> <p>Most, season223 2019 (162 games)</p>	<p>Most allowed, season219 1987 (162 games)</p> <p>Most, month51 September 2005</p> <p>Most, month allowed47 May 2019</p> <p>Most, season, home133 1970 (81 games)</p> <p>Most, season, road124 1997 (80 games)</p> <p>Most pinch-hit, season9 1965 (162 games); 1970 (162 games)</p> <p>Most by pitcher (1949)11</p> <p>Most lead-off homers, season9 2018 (162 games; all Francisco Lindor)</p> <p>Most grand slams, season,14 (e) 2006 (162 games)</p> <p>Most grand slams allowed, season,11 2008 (162 games)</p> <p>Most extra innings, season9, 1967</p> <p>Most consecutive games with HR19 May 7-28, 2000 (40 HR)</p> <p>Most consecutive games with HR, start of season14 March 31-April 17, 2002 (21 HR)</p> <p>Most home runs in consecutive games in which home runs were made31 (12 games), 1997</p> <p>Most consecutive games, two or more HR9 May 13-21, 1962</p> <p>Most players 30 home runs3 1997 (161 games), 1987 (162 games); 1996 (161 games), 1999 (162 games), 2018 (162 games)</p> <p>Most players 20 home runs6 2001 (162 games)</p> <p>Most players 10 home runs10 2009, 2013 and 2019 (162 games)</p> <p>Most players, three or more home runs in a game, season3 1987 (162 games)</p> <p>Most home runs, 4 consecutive games17 July 19-22, 1994</p> <p>Most players, two or more home runs in a game2 last on August 15, 2019 at New York-AL (Ramírez/Santana)</p>
---	--

TRIBE TRIOS WITH OVER 100 HOME RUNS

The Indians have eight seasons in which three players have combined for more than 100 home runs. In 1995, Albert Belle (50), Manny Ramirez (31), and Jim Thome (25) combined for 106 home runs. Paul Sorrento also hit 25 home runs in 1995. In 1996, Belle (48), Thome (38), and Ramirez (33) combined for 121 home runs. In 1997, Thome (40), David Justice (33), and Matt Williams (32) combined for 105 home runs. In 1998, Ramirez (45), Thome (30), and Travis Fryman (28) combined for 103 home runs. In 1999, Ramirez (44), Thome (33), and Richie Sexson (31) combined for 108 home runs. In 2001, Jim Thome (49), Juan Gonzalez (35), and Roberto Alomar (20) combined for 104. In 2002, Thome (52), Ellis Burks (32) and Karim Garcia (16) combined to hit 100, in 2017 Edwin Encarnacion (38), Francisco Lindor (33) and Jose Ramirez (29) did it. The same trio achieved the feat in 2018 as well: Lindor (38), Ramirez (39) and Encarnacion (32)

INDIVIDUAL HOME RUNS

<p>Most, game4^(d) Rocky Colavito, June 10, 1959 (consecutive)</p> <p>Most, inning2^(d) Carlos Baerga, April 8, 1993 (one left, one right)</p> <p>Most, two games5^(d) Joe Carter, July 18 (2), July 19 (3), 1989; Albert Belle, Sept. 18 (2), Sept. 19 (3), 1995; Matt Williams, April 25 (3), April 26 (2), 1997; Manny Ramirez, Sept. 15 (3), Sept. 16 (2), 1998; Travis Hafner, July 19 (2), July 20 (3), 2004</p> <p>Most, three games6^(d) Manny Ramirez, Sept. 15 (3), Sept. 16 (2), Sept. 17 (1) 1998</p> <p>Most, five games8^(c) Manny Ramirez, Sept. 15 (3), Sept. 16 (2), Sept. 17 (1), Sept. 19 (2), 1998</p> <p>Most home runs, consecutive at bats4^(d) Manny Ramirez, Sept. 15-16, 1998, Willie Kirkland, July 9-13, 1961, Rocky Colavito, June 10, 1959</p> <p>Most consecutive games with HR7 Jim Thome, June 25-July 3, 2002</p> <p>Most, three or more in a game, season2 Joe Carter, June 24, July 19, 1989</p> <p>Most, three or more in a game, career4 Joe Carter, 1989 (2), 1987, 1986</p> <p>Most, multi-home run games, season8 Manny Ramirez, 1998; Albert Belle, 1995</p> <p>Most, multi-home run games, career26 Jim Thome and Albert Belle</p> <p>Most, both sides of the plate, same game2 Tony Bernazard, July 1, 1986; Carlos Baerga, April 8, 1993; Eddie Murray April 21, 1994; Roberto Alomar, July 16, 2001; Victor Martínez, July 16, 2004; June 1, 2007; Carlos Santana, September 13, 2011; Nick Swisher, September 15, 2013 Carlos Santana, July 27, 2014 José Ramírez, June 17, July 2, Sept. 3, 2017 Carlos Santana, July 24, August 15, 2017 Francisco Lindor, May 3, 2018 vs. Toronto José Ramírez, Sept. 24, 2019</p> <p>Most, both sides of plate, same inning2 Carlos Baerga, April 8, 1993</p> <p>Most grand slams, two consecutive games2^(d) Jim Busby, July 5 and 6, 1956</p> <p>Most season (LH)52 Jim Thome, 2002</p> <p>Most season (RH)50 Albert Belle, 1995</p> <p>Most season (switch hitter)39 José Ramírez, 2018</p>	<p>Most season, rookie 37 Al Rosen, 1950</p> <p>Most, home30 Hal Trosky, 1936; Jim Thome, 2001, 2002</p> <p>Most, road26 Albert Belle, 1996</p> <p>Most, one month17 Albert Belle, September, 1995</p> <p>Most, two months31 Albert Belle, August-September, 1995</p> <p>Most, lead-off 9 Francisco Lindor, 2018</p> <p>Most grand slams, season6^(d) Travis Hafner, 2006</p> <p>Most "walk-off" HR, season 3 Tito Francona (1959), Cory Snyder (1987), Albert Belle (1996) and Jim Thome (2001)</p> <p>Most consecutive pinch-hit home runs2 Gary Alexander, July 5 & 6, 1980</p> <p>Most seasons, 20 or more 9 Jim Thome, 1994-2002</p> <p>Most consecutive seasons, 20 or more 9 Jim Thome, 1994-2002</p> <p>Most seasons, 30 or more 7 Jim Thome, 1996-2002</p> <p>Most consecutive seasons, 30 or more 7 Jim Thome, 1996-2002</p> <p>Home run in first plate appearance with Indians Earl Averill, April 16, 1929; Jay Bell, September 29, 1986 Kevin Kouzmanoff, September 2, 2006 George Kottaras, May 4, 2014</p> <p>Home run in first two plate appearances with CLE George Kottaras, May 4, 2014</p> <p>Most home runs, first 2 major league games2 Earl Averill, April 16 and 17, 1929; Manny Ramirez, September 23, 1993; Josh Bard, August 23 and 24, 2002; Kevin Kouzmanoff, September 2 and 3, 2006</p> <p>Most by two players, season86 Albert Belle (48) and Jim Thome (38), 1996</p> <p>Doubleheader, hitting HR in each game4 Earl Averill, Sept. 17, 1930</p> <p>Longest game ended by HR19 innings three times, last Carlos Santana, July 1, 2016 at Toronto</p> <p>Most homers, extra innings2^(c) Willie Kirkland (11th/19th),June 14, 1963,</p> <p>Most pinch hit HRs 3 David Murphy 2015, Jason Giambi 2013, Ron Kittle 1987; Ted Uhlaender 1970; Fred Whitfield 1966; Gene Green 1962</p> <p>Most pinch hit grand slams, season2 Ben Broussard, 2004</p> <p>Most consecutive games, start of the season3 Grady Sizemore, 2007</p>
--	--

(c) Tied American League Record, (d) Tied Major League Record

ALL-TIME TEAM RECORDS-HOME RUNS

INDIANS WHO LED AMERICAN LEAGUE IN HOME RUNS

Player	Year	No.	Player	Year	No.
Braggo Roth	1915	7 ^{\$}	Al Rosen	1953	43
Al Rosen	1950	37	Larry Doby	1954	32
Larry Doby	1952	32	Rocky Colavito	1959	42*
			Albert Belle	1995	50

*Tied with Harmon Killebrew

^{\$} Started season with Chicago-AL

INDIANS ALL-TIME SINGLE SEASON HOME RUN LEADERS BY POSITION

Pos.	Player	Year	No.	Pos.	Player	Year	No.
C	John Romano	1962	25	LF	Albert Belle	1995	50
1B	Jim Thome	2001, 2002	48	CF	Earl Averill	1931, 1932	32
2B	Joe Gordon (a)	1948	32	CF	Larry Doby	1952, 1954	32
SS	Francisco Lindor	2018	38	CF	Grady Sizemore	2008	32
3B	Al Rosen	1953	43	RF	Manny Ramirez	1998	45
DH	Travis Hafner	2006	39	P	Wes Ferrell (a)	1931	9

(a) AL Record

INDIANS ALL-TIME CAREER HOME RUN LEADERS BY POSITION

Pos.	Player	No.	Pos.	Player	No.	Pos.	Player	No.
C	Sandy Alomar	91	3B	Al Rosen	173	RF	Manny Ramirez	219
1B	Jim Thome	218	DH	Travis Hafner	176	PH	Fred Whitfield	8
2B	Jason Kipnis	117	CF	Earl Averill	225			
SS	Francisco Lindor	125						

INDIANS WHO HIT 30 OR MORE HOMERS IN A SEASON

Player	Year	HR	Player	Year	HR	Player	Year	HR
Jim Thome	2002	52	Albert Belle	1994	36	Joe Gordon	1948	32
Albert Belle	1995	50	Hal Trosky	1934	35	Larry Doby	1952	32
Jim Thome	2001	49	Joe Carter	1989	35	Larry Doby	1954	32
Albert Belle	1996	48	Juan Gonzalez	2001	35	Vic Wertz	1956	32
Manny Ramirez	1998	45	Albert Belle	1992	34	Andre Thornton	1982	32
Manny Ramirez	1999	44	Mike Napoli	2016	34	Joe Carter	1987	32
Al Rosen	1953	43	Carlos Santana	2016	34	Brook Jacoby	1987	32
Hal Trosky	1936	42	Carlos Santana	2019	34	Matt Williams	1997	32
Rocky Colavito	1959	42	Andre Thornton	1978	33	Ellis Burks	2002	32
Travis Hafner	2006	42	Andre Thornton	1984	33	Edwin Encarnacion	2018	32
Rocky Colavito	1958	41	Cory Snyder	1987	33	Francisco Lindor	2019	32
Jim Thome	1997	40	Manny Ramirez	1996	33	Earl Averill	1934	31
José Ramirez	2018	39	David Justice	1997	33	Ken Keltner	1948	31
Albert Belle	1993	38	Jim Thome	1999	33	Luke Easter	1952	31
Jim Thome	1996	38	Travis Hafner	2005	33	Leon Wagner	1964	31
Manny Ramirez	2000	38	Grady Sizemore	2008	33	Manny Ramirez	1995	31
Edwin Encarnacion	2017	38	Francisco Lindor	2017	33	Richie Sexson	1999	31
Francisco Lindor	2018	38	Earl Averill	1931	32	Rocky Colavito	1966	30
Al Rosen	1950	37	Earl Averill	1932	32	Jim Thome	1998	30
Jim Thome	2000	37	Hal Trosky	1937	32			

INDIANS WHO HIT FOUR HOMERS IN ONE GAME

Rocky Colavito on June 10, 1959 in Baltimore

FOUR STRAIGHT HOME RUNS IN ONE INNING (6TH INNING)

July 31, 1963 vs. California Angels

Woodie Held, Pedro Ramos, Tito Francona, Larry Brown

INDIANS WHO HIT TWO GAME-TYING AND/OR GO-AHEAD HR, SAME GAME

Larry Doby (8/30/1958 at KC); Willie Kirkland (6/14/1963 vs. WSH); Ben Broussard (9/13/2005 vs. OAK); Yan Gomes (9/1/2015 at TOR); Michael Brantley (9/10/2015 vs. DET)

INDIANS WHO HIT THREE HOMERS IN ONE GAME

Player	Date	Opponent	Player	Date	Opponent
* Earl Averill	Sept. 17, 1930	vs. Washington	* Joe Carter	June 24, 1989	at Texas
* Hal Trosky	May 30, 1934	vs. Chicago	Joe Carter	July 19, 1989	at Minnesota
Hal Trosky	July 5, 1937	at St. Louis	Albert Belle.....	Sept. 6, 1992	vs. Seattle
* Ken Keltner	May 25, 1939	at Boston	Carlos Baerga	June 17, 1993	at Detroit
Pat Seerey.....	July 13, 1945	at New York	* Jim Thome	July 22, 1994	vs. Chicago
* Larry Doby	August 2, 1950	vs. Washington	* Albert Belle.....	Sept. 19, 1995	at Chicago
Bob Avila	June 20, 1951	at Boston	Matt Williams.....	April 25, 1997	at Milwaukee
Al Rosen	April 29, 1952	at Philadelphia	* Manny Ramirez.....	Sept. 15, 1998	vs. Toronto
* Bill Glynn	July 5, 1954	at Detroit	Manny Ramirez.....	August 25, 1999	at Oakland
* Willie Kirkland	July 9, 1961	vs. Chicago	Ellis Burks	June 19, 2001	vs. Minnesota
Tony Horton.....	May 24, 1970	vs. New York	Jim Thome	July 6, 2001	vs. St. Louis
* George Hendrick....	June 19, 1973	vs. Detroit	Victor Martínez.....	July 16, 2004	at Seattle
Joe Carter	August 29, 1986	at Boston	Travis Hafner.....	July 20, 2004	at Anaheim
Cory Snyder	May 21, 1987	vs. Minnesota	Shin-Soo Choo	Sept. 17, 2010	at Kansas City
Joe Carter	May 28, 1987	at Boston	Lonnie Chisenhall..	June 9, 2014	at Texas
* Brook Jacoby	July 3, 1987	vs. Chicago	Edwin Encarnacion .	May 2, 2018	vs. Texas

**Indicates home runs hit on consecutive times at bat*

HOME FIELD HOMERS (1994-2019)

Year	Indians	Opponents	Home Field Total	Indians Season Total	Year	Indians	Opponents	Home Field Total	Indians Season Total
1994(c)	87	44	131	167	2007	100	68	168	178
1995	99	60	159	207	2008	89	65	154	171
1996	102	75	177	218	2009	66	72	138	161
1997	96	89	185	220	2010	64	70	134	128
1998	104	83	187	198	2011	89	69	158	154
1999	110	109	219	209	2012	64	85	149	136
2000	122	87	209	221	2013	87	78	165	171
2001	116	84	200	212	2014	72	72	144	142
2002	95	76	171	192	2015	61	88	149	141
2003	69	72	141	158	2016	99	102	201	185
2004	70	94	164	184	2017	95	90	185	212
2005	91	78	169	207	2018	107	103	210	216
2006	94	74	168	196	2019	107	113	220	223(b)

(b) Cleveland Record (c) 1st year at Progressive Field

TEAM HOME RUN RECORDS

- Most, Season (221) -- 2019
- Most Grand Slam Homers (14) — 2006 (Tied MLB record)
- Most Pinch-Hit Homers (9) — 1965 and 1970
- Most Homers in a Game (8) — at Milwaukee (April 25, 1997), at Seattle (July 16, 2004)
- Consecutive Game Home Run Streak (19) — 2000 (May 7-28)
- Most Homers in Consecutive Games (40 in 19 games) — 2000

INDIANS WHO HAVE HIT FOR THE CYCLE

Name	Date	Opponent
Bill Bradley	September 24, 1903	at Washington
Earl Averill	August 17, 1933	vs. Philadelphia
Odell Hale	July 12, 1938	at Washington
Larry Doby	June 4, 1952	at Boston
Tony Horton	July 2, 1970	at Baltimore
Andre Thornton	April 22, 1978	at Boston
Travis Hafner	August 14, 2003	at Minnesota
Rajai Davis	July 2, 2016	at Toronto
Jake Bauers	June 14, 2019	at Detroit

INDIANS WHO HIT .320 OR BETTER

(Minimum 400 plate appearances)

.408	Joe Jackson	1911	.350	Dick Porter	1930	.329	David Justice	1997
.395	Joe Jackson	1912	.349	Eddie Morgan	1930	.328	Homer Summa	1923
.389	Tris Speaker	1925		Kenny Lofton	1994		Manny Ramirez	1997
.388	Tris Speaker	1920	.348	Joe Vosmik	1935	.327	Lou Boudreau	1944
.386	Tris Speaker	1916	.345	Charles Jamieson	1923		Michael Brantley	2014
.384	Nap Lajoie	1910	.344	Tris Speaker	1924	.326	Larry Doby	1950
.380	Tris Speaker	1923		Nap Lajoie	1903	.326	Pat Tabler	1986
.378	Tris Speaker	1922	.343	Hal Trosky	1936	.325	Ken Keltner	1939
	Earl Averill	1936		Jeff Heath	1938		Mike Hargrove	1979
	Charles Hickman	1902	.341	Joe Vosmik	1934		Kenny Lofton	1993
.376	Nap Lajoie	1904		Bobby Avila	1954		Juan Gonzalez	2001
.373	Joe Jackson	1913		Miguel Dilone	1980	.324	Nap Lajoie	1909
.369	Lew Fonseca	1929	.340	Bill Bradley	1902		Joe Sewell	1926
.368	Nap Lajoie	1912		Jeff Heath	1841		Sandy Alomar	1997
.363	Tito Francona	1959	.339	Earl Averill	1930	.323	Joe Sewell	1928
.362	Tris Speaker	1921	.338	Joe Jackson	1914		John Hodapp	1928
.359	Charles Jamieson	1924	.336	George Burns	1925		Julius Solters	1937
.358	George Burns	1926		Joe Sewell	1925		Charles Jamieson	1922
.357	Albert Belle	1994		Dale Mitchell	1948		Dale Mitchell	1952
.355	Nap Lajoie	1906		Al Rosen	1953		Eddie Murray	1995
	Lou Boudreau	1948		Roberto Alomar	2001		Roberto Alomar	1999
.354	Johnny Hodapp	1930	.335	Nap Lajoie	1913	.322	Steve O'Neill	1921
.353	Joe Sewell	1923		Hal Trosky	1939		Jimmy Piersal	1961
.352	Tris Speaker	1917	.334	Hal Trosky	1938		Julio Franco	1996
.351	Eddie Morgan	1931	.333	Earl Averill	1931	.321	Steve O'Neill	1920
	Manny Ramirez	2000		Manny Ramirez	1999		Carlos Baerga	1993
				Omar Vizquel	1999		Gene Woodling	1951
			.332	Earl Averill	1929		Travis Fryman	2000
			.330	Earl Averill	1938		Milton Bradley	2003
				Hal Trosky	1934	.320	Bill Congalton	1906
							Joe Vosmik	1931
							Bill Cissell	1932

TOP ALL-TIME TRIBE HITTING STREAKS

Player	Year	Hits	Player	Year	Hits	Player	Year	Hits
Nap Lajoie	1906	31	Dale Mitchell	1951	23	Hal Trosky	1938	21
Sandy Alomar	1997	30	Ray Fosse	1970	23	Dale Mitchell	1948	21
Bill Bradley	1902	29	Mike Hargrove	1980	23	Larry Doby	1948	21
Joe Jackson	1911	28	George Burns	1924	22	Larry Doby	1951	21
Hal Trosky	1936	28	John Hodapp	1930	22	Dale Mitchell	1953	21
Tris Speaker	1916	27	Dale Mitchell	1947	22	Joe Carter	1986	21
Bruce Campbell	1938	27	Al Smith	1956	22	Julio Franco	1988	21
Harry Bay	1902	26	John Romano	1961	22	Albert Belle	1996	21
Casey Blake	2007	26	Julio Franco	1988	22	Charlie Jamieson	1924	20
Matt Williams	1997	24	Marty Cordova	2001	22	Earl Averill	1936	20
Nap Lajoie	1913	23	Michael Brantley	2012	22	Roy Weatherly	1936	20
Charlie Jamieson	1923	23	Nap Lajoie	1904	21	Joe Vosmik	1936	20
Tris Speaker	1923	23	Dick Porter	1931	21	Vic Power	1960	20
Charlie Jamieson	1924	23	Odell Hale	1936	21	Manny Ramirez	2000	20
						Jason Kipnis	2015	20

INDIANS WITH 100+ RBI IN A SEASON

Player	Year	RBI	Player	Year	RBI	Player	Year	RBI
Manny Ramírez	1999	165	Al Rosen	1950	116	Vic Wertz	1956	106
Hal Trosky	1936	162	Andre Thornton	1982	116	Joe Carter	1987	106
Albert Belle	1996	148	Jim Thome	1996	116	Travis Fryman	2000	106
Manny Ramírez	1998	145	Richie Sexson	1999	116	Jim Thome	2000	106
Al Rosen	1953	145	George Burns	1926	114	Al Rosen	1952	105
Earl Averill	1931	143	Carlos Baerga	1993	114	Vic Wertz	1957	105
Hal Trosky	1934	142	Victor Martínez	2007	114	Andre Thornton	1978	105
Juan Gonzalez	2001	140	Earl Averill	1934	113	Joe Carter	1989	105
Eddie Morgan	1930	136	Hal Trosky	1935	113	Carlos Baerga	1992	105
Tris Speaker	1923	130	Ken Keltner	1938	113	Matt Williams	1997	105
Albert Belle	1993	129	Rocky Colavito	1958	113	José Ramírez	2018	105
Hal Trosky	1937	128	Jeff Heath	1938	112	Hal Trosky	1939	104
Earl Averill	1936	126	Albert Belle	1992	112	Larry Doby	1952	104
Albert Belle	1995	126	Manny Ramírez	1996	112	Elmer Smith	1920	103
Larry Doby	1954	126	Rocky Colavito	1959	111	Lew Fonseca	1929	103
Earl Averill	1932	124	Joe Vosmik	1935	110	Luke Easter	1951	103
Joe Gordon	1948	124	Hal Trosky	1938	110	Nap Lajoie	1904	102
Jim Thome	2001	124	Joe Sewell	1923	109	Larry Doby	1950	102
Jeff Heath	1941	123	Julius Solters	1937	109	Al Rosen	1951	102
Manny Ramírez	2000	122	Travis Hafner	2004	109	Jim Thome	1997	102
Johnny Hodapp	1930	121	Rocky Colavito	1965	108	Larry Doby	1953	102
Joe Carter	1986	121	Jim Thome	1999	108	Al Rosen	1954	102
Larry Gardner	1921	120	Victor Martínez	2004	108	Odell Hale	1934	101
Roberto Alomar	1999	120	Travis Hafner	2005	108	Odell Hale	1935	101
Earl Averill	1930	119	Tris Speaker	1920	107	Lou Boudreau	1940	101
Ken Keltner	1948	119	Luke Easter	1950	107	Albert Belle	1994	101
Larry Gardner	1920	118	Manny Ramírez	1995	107	David Justice	1997	101
Jim Thome	2002	118	Edwin Encarnacion	2017	107	Mike Napoli	2016	101
Joe Vosmik	1931	117	Edwin Encarnacion	2018	107	Leon Wagner	1964	100
Travis Hafner	2006	117	Joe Sewell	1924	106	Roberto Alomar	2001	100
			Lou Boudreau	1948	106	Travis Hafner	2007	100

INDIANS WITH 200+ HITS IN A SEASON

Player	Year	Hits	Player	Year	Hits	Player	Year	Hits
Joe Jackson	1911	233	Nap Lajoie	1906	214	Carlos Baerga	1992	205
Earl Averill	1936	232	Tris Speaker	1920	214	Joe Sewell	1925	204
Nap Lajoie	1910	227	Charlie Jamieson	1924	213	Ed Morgan	1930	204
Joe Jackson	1912	226	Tris Speaker	1916	211	Dale Mitchell	1948	204
John Hodapp	1930	225	Kenny Lofton	1996	210	Dale Mitchell	1949	203
Charlie Jamieson	1923	222	Lew Fonseca	1929	209	Al Rosen	1953	201
Tris Speaker	1923	218	Earl Averill	1931	209	Joe Carter	1986	200
George Burns	1926	216	Nap Lajoie	1904	208	Carlos Baerga	1993	200
Joe Vosmik	1935	216	Hal Trosky	1936	206	Michael Brantley	2014	200
Hal Trosky	1936	216						

3000 HITS IN TRIBE UNIFORM

Of the 28 players in Major League Baseball history with 3,000 or more hits, three of them reached the hallowed mark in a Cleveland uniform: Nap Lajoie, Tris Speaker and Eddie Murray. Murray joined the 3,000 hit club on June 30, 1995 against the Twins at the Metrodome in Minnesota. Speaker reached 3,000 hits on May 17, 1925 against the Washington Senators at League Park. Lajoie's 3,000th hit is less clear. Initially, his 3,000th hit was reported on September 27, 1914. Subsequent research found that Lajoie had nine hits in 1901 not previously recorded. Consequently, his 3,000th hit actually came on September 17, 1914 against Boston at League Park.

(Sources: **The Cleveland Indians Encyclopedia and Legends of the Tribe**)

A CLEAN SWEEP

Prior to the 2001 Seattle Mariners, the last team to lead its league in batting average, earned run average, and fielding average in the same season was the 1948 World Champion Cleveland Indians. Cleveland also led the AL in all three categories in 1906. The only other teams to accomplish this feat are the New York Giants (1904, 1931), Chicago Cubs (1906, 1945), Philadelphia Athletics (1910), and St. Louis Cardinals (1944, 1946). (Based on data from **Total Baseball**, Sixth Edition.)

PLAYERS ENSHRINED IN BASEBALL'S HALL OF FAME AT COOPERSTOWN, N.Y. WHO PLAYED/MANAGED FOR THE CLEVELAND INDIANS

(1901-present)

EDITOR'S NOTE: Former Indians General Manager Billy Evans was elected to the Hall of Fame in January, 1973. Former owner Bill Veeck was elected in 1991. Walter Johnson managed the club from 1933-35 and Hank Greenberg was General Manager from 1950-57.

PLAYER	YEAR ELECTED	PLAYER	YEAR ELECTED
Walter Johnson, Mgr.	1936	Hoyt Wilhelm	1985
Nap Lajoie	1937	Gaylord Perry	1991
Tris Speaker	1937	Hal Newhouser	1992
Cy Young	1937	Steve Carlton	1994
Bob Feller	1962	Phil Niekro	1997
Elmer Flick	1963	Larry Doby	1998
Sam Rice	1963	Dave Winfield	2001
Stanley Coveleski	1969	Eddie Murray	2003
Lou Boudreau	1970	Dennis Eckersley	2004
Satchell Paige	1971	Billy Southworth	2008
Early Wynn	1972	Dick Williams	2008
Earl Averill	1975	Joe Gordon	2009
Ralph Kiner	1975	Roberto Alomar	2011
Bob Lemon	1976	Bert Blyleven	2011
Joe Sewell	1977	Jim Thome	2018
Al Lopez, Mgr.	1977	Jack Morris	2018
Addie Joss	1978	Harold Baines	2019
Frank Robinson	1982		

GOLD AT SECOND, SHORT, AND THIRD

With 3 Gold Glove infielders in 2000 (Robbie Alomar, Omar Vizquel, and Travis Fryman), the Indians joined a select circle. Only one other franchise has had the Gold Glove winners at second base, shortstop, and third base in the same season. In 1969 and 1971, the Orioles captured Gold Gloves at all three positions (Second Baseman Dave Johnson, Third Baseman Brooks Robinson, Shortstop Mark Belanger) and did so again from 1973-75 (Second Baseman Bobby Grich, Robinson, Belanger).

CONSECUTIVE WINNING SEASONS FOR THE INDIANS

Only once have the Indians had a stretch of winning seasons longer than the run of eight years from 1994-2001. Cleveland had a winning record for 10 consecutive seasons from 1947 through 1956.

YEAR-BY-YEAR PITCHING AND DEFENSE STATS

YEAR	ERA	RUNS	CG	SHO	SV	BB	SO	E	DP	FLD%
1901	4.12	@831	122	7	@4	464	334	329	99	.942
1902	3.28	667	116	@16	3	411	361	287	96	.950
1903	2.73	579	@125	@20	1	*271	521	322	@99	.946
1904	2.22	482	*141	20	0	285	627	255	86	.959
1905	2.85	587	@140	16	0	334	555	233	84	.963
1906	@2.09	482	@133	*27	4	365	530	@217	@111	@.967
1907	2.26	525	127	20	5	362	513	264	@137	.960
1908	@*2.02	457	108	18	5	328	548	257	95	.962
1909	2.40	532	110	15	3	348	568	278	@110	.957
1910	2.88	657	92	13	5	488	617	248	112	.964
1911	3.36	712	93	6	6	552	675	302	@108	.954
1912	3.30	681	94	7	7	523	622	287	124	.954
1913	2.54	536	93	18	5	502	689	242	124	.962
1914	3.21	@709	69	9	3	666	688	300	@119	.953
1915	3.13	670	62	11	10	518	610	280	82	.957
1916	2.90	602	65	9	16	467	537	232	130	.965
1917	2.52	543	73	20	@22	438	451	242	136	.964
1918	2.64	*447	78	5	@13	343	364	207	82	.962
1919	2.94	537	80	10	@10	362	432	201	102	.965
1920	3.41	642	94	11	7	@401	466	184	124	.971
1921	3.90	712	81	@11	14	@431	475	204	124	.967
1922	4.59	817	76	@14	7	464	489	202	147	.968
1923	3.91	746	77	@10	11	465	407	226	143	.964
1924	4.40	814	@87	7	7	503	315	205	130	.967
1925	4.49	817	@93	6	9	493	345	210	146	.967
1926	3.40	612	@96	@11	4	@450	381	173	153	.972
1927	4.27	766	72	5	8	508	366	201	146	.968
1928	4.47	@830	71	4	15	511	416	221	@187	.965
1929	4.05	736	80	8	10	488	389	198	@162	.968
1930	4.88	@915	68	5	14	528	442	237	156	.962
1931	4.63	833	76	6	9	561	470	232	143	.963
1932	4.12	747	94	6	8	@446	439	191	129	.969
1933	@3.71	669	@74	@12	7	465	437	156	127	.974
1934	4.28	763	72	8	19	582	554	172	164	.972
1935	4.15	739	67	12	@21	@457	498	177	147	.972
1936	4.83	862	74	6	12	607	619	178	154	.971
1937	4.39	768	64	4	15	566	630	159	153	.974
1938	4.60	782	68	5	@17	681	@717	151	145	.974
1939	4.08	700	69	10	13	602	614	180	148	.970
1940	@3.63	637	72	@13	22	512	686	@149	164	@.975
1941	3.90	668	68	10	19	660	617	@142	158	@.976
1942	3.59	659	61	12	11	560	448	163	175	.974
1943	3.15	577	64	14	20	606	585	157	@183	.975
1944	3.65	@677	48	7	@18	621	524	165	@192	@.974
1945	3.31	548	76	14	12	501	497	@126	149	@.977
1946	3.62	638	63	16	13	649	789	147	147	.975
1947	3.44	588	55	13	@29	628	590	@104	178	@.983
1948	@3.22	568	66	@26	@30	625	593	114	183	@.982
1949	@3.36	574	65	10	19	@611	594	@103	192	@.983
1950	@3.75	654	69	11	16	647	674	129	160	.978
1951	@3.38	594	@76	10	19	577	642	@134	151	.978
1952	3.32	606	@80	19	18	556	671	155	141	.975
1953	3.64	627	@81	11	15	519	586	127	@*197	.979
1954	@2.78	504	@77	12	36	486	678	128	148	.979
1955	3.39	601	45	15	@36	558	@877	@108	152	@.981
1956	@3.32	581	@67	@17	24	564	@845	129	130	.978
1957	4.06	722	46	7	23	618	807	153	154	.974
1958	3.73	635	51	2	20	604	766	152	171	.974
1959	3.75	646	@58	7	23	635	799	127	138	.978
1960	3.95	693	32	10	30	636	771	128	165	.978

*Team Record, # American League Record, @ Led League

YEAR	ERA	RUNS	CG	SHO	SV	BB	SO	E	DP	FLD%
1961	4.15	752	35	12	23	599	801	139	142	.977
1962	4.14	745	45	12	31	594	780	139	168	.978
1963	3.79	702	40	14	25	478	@1018	143	129	.977
1964	3.75	693	37	16	37	565	@1162	118	149	.981
1965	3.30	613	41	13	41	500	@1156	@114	127	@.981
1966	3.23	586	49	15	28	489	@1111	138	132	.978
1967	3.25	613	49	14	27	559	@1189	116	138	.981
1968	@2.66	504	48	@23	32	540	@1157	127	130	.979
1969	3.94	717	35	7	22	681	1000	145	153	.976
1970	3.91	675	34	8	35	689	@1076	133	168	.979
1971	4.28	@747	21	7	32	770	937	116	159	.981
1972	2.92	519	47	13	24	534	846	116	157	.981
1973	4.58	826	55	9	21	602	883	139	174	.978
1974	3.80	694	45	9	27	479	650	146	157	.977
1975	3.84	703	37	6	32	599	800	134	156	.978
1976	3.47	615	30	@17	@46	533	928	121	159	.980
1977	4.10	739	45	8	30	550	876	130	145	.979
1978	3.97	694	36	6	28	568	739	123	142	.980
1979	4.57	805	28	7	32	570	781	134	149	.978
1980	4.68	@807	35	8	32	552	843	105	143	.983
1981	3.88	442	33	10	13	311	569	87	91	.978
1982	4.11	748	31	9	30	589	882	123	129	.980
1983	4.43	785	34	8	25	529	794	122	174	.980
1984	4.26	766	21	7	35	545	803	146	163	.977
1985	4.91	@861	24	7	28	547	702	141	161	.977
1986	4.58	@841	31	7	34	605	744	157	148	.975
1987	5.28	@957	24	8	25	606	849	153	128	.975
1988	4.16	731	35	10	46	442	812	124	131	.980
1989	3.65	654	23	13	38	@452	844	118	126	.981
1990	4.26	737	12	10	47	518	860	117	146	.981
1991	4.23	759	22	8	33	@441	862	149	150	.976
1992	4.11	746	13	7	46	566	890	141	@176	.978
1993	4.58	813	7	8	45	591	888	148	@174	.976
1994	4.36	562	@17	5	21	404	666	90	119	.980
1995	@3.83	607	10	@10	@50	@445	926	101	142	.982
1996	@4.34	769	13	@9	46	484	1033	124	156	.980
1997	4.73	815	4	3	39	575	1036	106	159	.983
1998	4.44	779	9	4	47	563	1037	110	146	.982
1999	4.90	860	3	6	46	634	@1120	106	154	.983
2000	4.84	816	6	5	34	666	@1213	*@72	147	*@.988
2001	4.64	821	3	4	42	573	1218	107	137	.982
2002	4.91	837	9	4	34	603	1058	113	161	.981
2003	4.21	778	5	7	34	501	943	126	178	.980
2004	4.81	857	8	8	32	579	1115	106	152	.983
2005	@3.61	642	6	10	*51	413	1050	106	156	.983
2006	4.41	782	@13	13	24	429	948	118	165	.981
2007	4.05	704	9	9	@49	@410	1047	92	167	.985
2008	4.45	761	10	13	31	444	986	94	182	.985
2009	5.06	865	5	6	25	598	986	97	170	.984
2010	4.30	752	10	4	34	572	967	110	179	.982
2011	4.23	760	2	4	38	463	1024	110	130	.982
2012	4.78	@845	2	6	43	543	1086	96	157	.984
2013	3.82	662	3	16	38	554	1379	98	135	.983
2014	3.56	653	6	15	40	464	@1450	116	139	.981
2015	3.67	640	@11	10	38	425	@1407	79	136	.987
2016	3.84	676	5	11	37	461	@1398	89	126	.985
2017	@3.30	564	@7	@19	37	@406	*\$@1614	@76	167	@.987
2018	3.77	648	@5	@17	41	407	1544	83	123	.986
2019	3.76	657	@6	@16	42	450	1508	83	111	.985

* Team Record, \$ Major League Record, # American League Record, @ Led League

INDIANS ALL-TIME CAREER TOP TEN IN PITCHING

ERA*	SAVES	SHUTOUTS	INNINGS
Joss 1.89	Allen 149	Joss 45	Feller 3827.0
Rhoads 2.39	Wickman 139	Feller 44	Harder 3426.1
Bernhard 2.45	D. Jones 129	Coveleski..... 31	Lemon 2850.0
Moore 2.58	C. Perez 124	Lemon 31	Hudlin 2557.2
G. Perry 2.71	Mesa 104	Garcia 27	Coveleski..... 2502.1
Coveleski..... 2.80	Jackson 94	Harder 25	Joss 2327.0
Tiant 2.84	Narleski 53	Wynn 24	Wynn 2286.2
W. Mitchell..... 2.89	Borowski..... 51	McDowell..... 22	Uhle 2200.1
McDowell..... 2.99	Olin 48	Tiant 21	Garcia 2138.0
Bagby 3.03	Kern 46	Morton 19	McDowell..... 2109.2
	Monge 46	Rhoads 19	

GAMES	LOSSES	BASE ON BALLS	WINNING PCT.*
Harder 582	Harder 186	Feller 1764	Lee634
Feller 570	Feller 162	Lemon 1251	Kluber628
Hudlin 475	Hudlin 151	Harder 1118	Colon625
Lemon 460	Lemon 128	McDowell..... 1072	Joss623
Allen 456	Coveleski..... 123	Wynn 877	Ferrell622
G. Bell..... 419	Uhle 119	Hudlin 832	Feller621
Garcia 397	McDowell..... 109	Uhle 709	Lemon618
Shaw 378	Nagy 103	Garcia 696	Wynn617
Plunk 373	Wynn 102	G. Bell..... 670	Sabathia599
Betancourt..... 371	Joss 97	Coveleski..... 616	Garcia597

WINS	STRIKEOUTS	COMPLETE GAMES	GAMES STARTED
Feller 266	Feller 2581	Feller 279	Feller 484
Harder 223	McDowell..... 2159	Joss 234	Harder 433
Lemon 207	Kluber 1461	Coveleski 194	Lemon 350
Coveleski..... 172	Lemon 1277	Lemon 188	Hudlin 320
Wynn 164	Wynn 1277	Harder 181	Coveleski 305
Joss 160	Sabathia 1265	Uhle 166	Nagy 297
Hudlin 157	Nagy 1235	Hudlin 154	Wynn 296
Uhle 147	Carrasco 1223	Wynn 144	McDowell 295
Garcia 142	Harder 1161	Moore 137	Garcia 281
Nagy 129	G. Bell..... 1104	Bagby 131	Uhle 267
			Joss 260

BWAR PITCHERS	STRIKEOUTS/9.0IP	WALKS & HITS/IP (WHIP)
Feller 65.1	Kluber 9.80	Joss968
Coveleski..... 56.1	Bauer..... 9.43	Kluber 1.086
Harder 48.5	Carrasco 9.37	Perry 1.104
Joss 46.9	McDowell..... 9.21	Bernhard 1.126
McDowell..... 42.5	Tiant 7.81	Tiant 1.143
Lemon 37.6	Colon 7.63	Rhoads 1.193
Wynn 36.1	Sabathia 7.45	Carrasco 1.196
Kluber 33.2		
Hudlin 32.3		
Garcia 31.1		

**Source: Baseball-Reference*

**Based on 1,000 or more innings with franchise*

INDIANS ALL-TIME SINGLE SEASON TOP TEN IN PITCHING

ERA*	GAMES	SAVES	STRIKEOUTS
Joss (1908).....1.16	Shaw (2014) 80	Mesa (1995) 46	Feller (1946).....348
Joss (1904).....1.59	Shaw (2017) 79	Borowski (2007)..... 45	McDowell (1965) 325
Tiant (1968).....1.60	Howry (2005) 79	Wickman (2005)..... 45	McDowell (1970) 304
Joss (1909).....1.71	Allen (2013) 77	Jones (1990) 43	McDowell (1968) 283
Joss (1906).....1.72	Monge (1979) 76	Jackson (1998)..... 40	McDowell (1969) 279
Cech (1908).....1.74	Allen (2014) 76	Mesa (1996) 39	Kluber (2014) 269
Moore (1903).....1.74	Assenmacher (1997).. 75	Jackson (1999)..... 39	Kluber (2017)..... 265
Rhoads (1908).....1.77	Shaw (2016) 75	C. Perez (2012) 39	Tiant (1968) 264
Rhoads (1906) 1.80	Shaw (2015) 74	Jones (1988) 37	Score (1956) 263
Gregg (1911) 1.80	Baez (2003) 73	C. Perez (2011) 36	Feller (1940) 261
	Perez (2008) 73		
	Rzepczynski (2014) ... 73		
INNINGS	SHUTOUTS	COMPLETE GAMES	STARTS
Feller (1946) 371.1	Feller (1946) 10	Feller (1946) 36	Uhle (1923)..... 44
Uhle (1923)..... 357.2	Lemon (1948) 10	Bernhard (1904) 35	Feller (1946) 42
Perry (1973) 344.0	Joss (1906)..... 9	Joss (1907) 34	Perry (1973) 41
Feller (1941) 343.0	Joss (1908)..... 9	Hess (1906) 33	Coveleski (1921)..... 40
Perry (1972) 342.2	Coveleski (1917)..... 9	Uhle (1926)..... 32	Uhle (1922) 40
Bagby (1920) 339.2	Tiant (1968) 9	Joss (1903)..... 31	Feller (1941) 40
Joss (1907)..... 338.2	Bagby (1917) 8	Joss (1905)..... 31	Perry (1972)..... 40
Hess (1906)..... 333.2	three tied at 7(Perry 1973)	Rhoads (1906) 31	Tidrow (1973) 40
Joss (1908)..... 325.0		Feller (1940)..... 31	McDowell (1970) 39
Perry (1974)..... 322.1		Four tied at 30	Six tied at 38
WINS	LOSSES	WINNING PCT.#	BASE ON BALLS
Bagby (1920) 31	Dowling (1901) 22	Allen (1937)938 (15-1)	Feller (1938) 208
Joss (1907) 27	Tiant (1969) 20	Lee (2008)..... .880 (22-3)	Feller (1941) 194
Uhle (1926)..... 27	Kahler (1912) 19	Kluber (2017).... .818 (18-4)	Score (1955)..... 154
Feller (1940) 27	Milnar (1941)..... 19	Feller (1954)..... .813 (13-3)	Feller (1946) 153
Uhle (1923)..... 26	Perry (1973) 19	Lee (2005)..... .783 (18-5)	McDowell (1971)..... 153
Feller (1946) 26	Garland (1977) 19	Colón (1999)783 (18-5)	Lemon (1950) 146
Ferrell (1930)..... 25	Wise (1978) 19	Klepfer (1917)... .778 (14-4)	Feller (1939) 142
Feller (1941) 25		Bernhard(1902)... .773 (17-5)	Krapp (1911) 138
Joss (1908)..... 24		Nagy (1996)..... .773 (17-5)	Lemon (1949) 137
Coveleski (1919,1920) 24		Sabathia (2001) .773 (17-5)	Wynn (1952) 132
Feller (1939) 24			McDowell (1965) 132
Perry (1972)..... 24			
STRIKEOUTS/9.0IP*	WAR PITCHERS		
Kluber (2017)..... 11.71	Perry (1972)..... 10.8		
Bauer (2018)..... 11.34	Feller (1946) 10.1		
Bieber (2019)..... 10.88	Feller (1940) 10.0		
Carrasco (2018) ... 10.83	Coveleski (1918)..... 9.8		
McDowell (1965) ... 10.71	Feller (1939) 9.2		
Carrasco (2015) ... 10.58	Gregg (1911)..... 8.8		
McDowell (1966) ... 10.42	Uhle (1926)..... 8.7		
Kluber (2014)..... 10.27			
Carrasco (2017)10.17			
Colon (2000) 10.15			

*Qualified for ERA title

#min. 15 decisions

*Source: Baseball-Reference

THE WINNINGEST DECADE

Cleveland won 904 games during the 1950s (1950-1959), the winningest decade in club history. Cleveland's 823 wins in the 1990s (1990-1999) were one win short of matching the 1930s (1930-1939) as the second winningest decade in franchise history.

TEAM PITCHING LEADERS 1901-2019

Year	Wins	ERA	Innings Pitched	Strikeouts	Complete Games	Saves	
1901	Moore	16-14 Moore	2.90	Dowling	256.1	Moore 99 Dowling 99	Moore 28 Dowling 28
1902	3 tied	17 Bernhard	2.20	Moore	293.0	Joss 106	Moore 29
1903	Moore	19-9 Moore	*1.74	Joss	283.2	Moore 148	Joss 31
1904	Bernhard	23-13 Joss	*1.59	Bernhard	320.2	Moore 139	Bernhard 35
1905	Joss	20-12 Joss	2.01	Joss	286.0	Joss 132	Joss 31
1906	Rhoads	22-10 Joss	1.72	Hess	333.2	Hess 167	Hess 33
1907	Joss	+27-11 Joss	1.83	Joss	338.2	Joss 127	Joss 34
1908	Joss	24-11 Joss	*1.16	Joss	325.0	Joss 130	Joss 29
1909	Young	19-15 Joss	1.71	Young	294.1	Berger 162	Young 30
1910	Falkenberg	14-13 Young	2.53	Falkenberg	256.2	Falkenberg 107	Falkenberg 18
1911	Gregg	23-7 Gregg	*1.80	Gregg	244.2	Krapp 132	Gregg 22
1912	Gregg	20-13 Gregg	2.59	Gregg	271.1	Gregg 184	Gregg 26
1913	Falkenberg	23-10 Mitchell	1.91	Gregg	285.2	Falkenberg 166	Falkenberg 23
1914	Mitchell	12-17 Steen	2.60	Mitchell	257.0	Mitchell 179	Mitchell 16
1915	Morton	16-15 Morton	2.14	Morton	240.0	Mitchell 149	Morton 15
1916	Bagby	16-16 Bagby	2.61	Bagby	272.2	Bagby 88 Morton 88	Bagby 14
1917	Bagby	23-13 Coveleski	1.81	Bagby	320.2	Coveleski 133	Bagby 26
1918	Coveleski	22-13 Coveleski	1.82	Coveleski	311.0	Morton 123	Coveleski 25
1919	Coveleski	24-12 Coveleski	2.61	Coveleski	286.0	Coveleski 118	Coveleski 24
1920	Bagby	*31-12 Coveleski	2.49	Bagby	*339.2	Coveleski *133	Bagby *30
1921	Coveleski	23-13 Coveleski	3.37	Coveleski	315.0	Coveleski 99	Coveleski 28
1922	Uhle	22-16 Coveleski	3.32	Uhle	287.1	Morton 102	Uhle 23
1923	Uhle	*26-16 Coveleski	*2.76	Uhle	*357.2	Uhle 109	Uhle *29
1924	Shaute	20-17 Smith	3.02	Shaute	283.0	Smith 68	Shaute 21
1925	Buckeye	13-8 Miller	3.31	Smith	237.0	Uhle 68	Smith +22
1926	Uhle	*27-11 Uhle	2.83	Uhle	*318.1	Uhle 159	Uhle *32
1927	Hudlin	18-12 Miller	3.21	Hudlin	264.2	Uhle 69	Hudlin 18
1928	Hudlin	14-14 Hudlin	4.04	Shaute	253.2	Shaute 81	Shaute 21
1929	Ferrell	21-10 Hudlin	3.34	Hudlin	280.1	Ferrell 100	Hudlin 22
1930	Ferrell	25-13 Ferrell	3.31	Ferrell	296.2	Ferrell 143	Ferrell 25
1931	Ferrell	22-12 Ferrell	3.75	Ferrell	276.1	Ferrell 123	Ferrell +27
1932	Ferrell	23-13 Ferrell	3.66	Ferrell	287.2	Ferrell 105	Ferrell 26
1933	Hildebrand	16-11 Pearson	*2.33	Harder	253.0	Hildebrand 90	Ferrell 16
1934	Harder	20-12 Harder	2.61	Harder	255.1	Pearson 140	Pearson 19
1935	Harder	22-11 Harder	3.29	Harder	287.1	Harder 95	Harder 17
1936	Allen	20-10 Allen	3.44	Allen	243.0	Allen 165	Allen 19
1937	Allen	15-1 Allen	2.55	Harder	233.2	Feller 150	Allen 14
1938	Harder	15-12 Harder	3.83	Feller	277.2	Feller *240	Feller 20
1939	Feller	*24-9 Feller	2.85	Feller	*296.2	Feller *246	Feller +24
1940	Feller	*27-11 Feller	*2.61	Feller	*320.1	Feller *261	Feller *31
1941	Feller	*25-13 Feller	3.15	Feller	*343.0	Feller *260	Feller 28
1942	Bagby	17-9 Bagby	2.96	Bagby	270.2	Harder 74	Bagby 16
1943	Smith	17-7 Smith	2.55	Bagby	*273.0	Reynolds *151	Bagby 16
1944	Harder	12-10 Gromek	2.56	Gromek	203.2	Gromek 115	Harder 12 Gromek 12
1945	Gromek	19-9 Gromek	2.55	Gromek	251.0	Reynolds 112	Gromek 21
1946	Feller	+26-15 Feller	2.18	Feller	*371.1	Feller *348	Feller *36
1947	Feller	*20-11 Feller	2.68	Feller	*299.0	Feller *196	Feller 20
1948	Bearden	20-7 Bearden	*2.43	Lemon	*293.2	Feller *164	Lemon *20
1949	Lemon	20-14 Garcia	2.36	Lemon	279.2	Lemon 138	Lemon 22
1950	Lemon	*23-11 Wynn	*3.20	Lemon	*288.0	Lemon *170	Lemon +22
1951	Feller	*22-8 Wynn	3.02	Wynn	*274.1	Wynn 133	Wynn 21
1952	Wynn	23-12 Garcia	2.37	Lemon	*309.2	Wynn 153	Lemon *28
1953	Lemon	21-15 Garcia	3.25	Lemon	*286.2	Wynn 138	Lemon 23
1954	Lemon	+23-7 Garcia	*2.64	Wynn	*270.2	Wynn 155	Lemon +21
1955	Wynn	+23-11 Wynn	2.82	Wynn	230.0	Score *245	Wynn 16
1956	Lemon	+18-10 Wynn	2.53	Wynn	277.2	Score *263	Lemon +21
1957	Wynn	20-9 Score	2.53	Wynn	277.2	Score *263	Lemon +21
1957	Wynn	14-17 Narleski	3.09	Wynn	263.0	Wynn *184	Wynn 13
1958	McLish	16-8 McLish	2.99	McLish	225.2	Grant 111	McLish 13
1959	McLish	19-8 J. Perry	2.65	McLish	235.1	Score 147	McLish 13
1960	J. Perry	+18-10 J. Perry	3.62	J. Perry	261.1	Perry 120	Perry 10
1961	Grant	15-9 Grant	3.86	Grant	244.2	Bell 163	Grant 11 Bell 11
1962	Donovan	20-10 Donovan	3.59	Donovan	250.2	Latman 117	Donovan 16

*Led American League
+Tied for American League lead

Year	Wins	ERA	Innings Pitched	Strikeouts	Complete Games	Saves				
1963	Kralick Grant	13-9 13-14	Kralick	2.92 Grant	229.1	Ramos	169	Kralick Grant	10 10	
1964	Kralick	12-7	McDowell	2.70	Kralick	190.2	McDowell	177	Tiant	9
1965	McDowell	17-11	McDowell	*2.18	McDowell	273.0	McDowell	*325	McDowell	14
1966	Siebert	16-8	Hargan	2.48	Bell	254.1	McDowell	*225	Bell	12
1967	Hargan	14-13	Siebert	2.38	McDowell	236.1	McDowell	236	Hargan	15
1968	Tiant	21-9	Tiant	*1.60	McDowell	269.0	McDowell	*283	Tiant	19
1969	McDowell	18-14	McDowell	2.94	McDowell	285.0	McDowell	*279	McDowell	18
1970	McDowell	20-12	McDowell	2.92	McDowell	+305.0	McDowell	*304	McDowell	19
1971	McDowell	13-17	McDowell	3.40	McDowell	214.2	McDowell	192	McDowell	8
1972	G. Perry	+24-16	G. Perry	1.92	G. Perry	342.2	Perry	234	Perry	*29
1973	G. Perry	19-19	G. Perry	3.38	G. Perry	344.0	Perry	238	Perry	*29
1974	G. Perry	21-13	G. Perry	2.51	G. Perry	322.1	Perry	216	Perry	28
1975	Peterson	14-8	Eckersley	2.60	Eckersley	186.2	Eckersley	152	Perry	10
1976	Dobson	16-12	Bibby	3.20	Dobson	217.1	Eckersley	200	Eckersley	9
1977	Eckersley	14-13	Eckersley	3.53	Garland	282.2	Eckersley	191	Garland	21
1978	Waits	13-15	Waits	3.20	Waits	230.1	Wise	106	Waits	15
1979	Waits	16-13	Wise	3.73	Wise	231.2	Monge	108	Wise	9
1980	Barker	19-12	Barker	4.17	Barker	246.1	Barker	*187	Waits	9
1981	Blyleven	11-7	Blyleven	2.88	Blyleven	159.1	Barker	*127	Barker	9
1982	Barker	15-11	Sutcliffe	*2.96	Barker	244.2	Barker	187	Barker	10
1983	Sutcliffe	17-11	Sorensen	4.24	Sutcliffe	243.1	Sutcliffe	160	Sutcliffe	10
1984	Blyleven	19-7	Blyleven	2.87	Blyleven	245.0	Blyleven	170	Blyleven	12
1985	Heaton	9-17	Blyleven	3.26	Heaton	207.2	Blyleven	129	Blyleven	15
1986	Candiotti	16-12	Candiotti	3.57	Candiotti	252.1	Candiotti	167	Candiotti	*17
1987	3 tied	7	Candiotti	4.78	Candiotti	201.2	Candiotti	111	Candiotti	7
1988	Swindell	18-14	Swindell	3.20	Swindell	242.0	Swindell	180	Swindell	12
1989	Swindell	13-6	Candiotti	3.10	Black	222.1	Farrell	132	Farrell	7
1990	Candiotti	13-10	Candiotti	3.10	Black	222.1	Farrell	132	Farrell	7
1991	Nagy	10-15	Swindell	3.48	Swindell	238.0	Swindell	169	Swindell	7
1992	Nagy	17-10	Nagy	2.96	Nagy	252.0	Nagy	169	Nagy	10
1993	Mesa	10-12	Mesa	4.92	Mesa	208.2	Mesa	118	Mesa	3
1994	Clark	11-3	Nagy	3.45	Martinez	176.2	Nagy	108	Martinez	7
1995	Martinez	11-6	Martinez	3.08	Martinez	187.0	Nagy	139	Martinez	3
1996	Hershiser	16-6	Martinez	3.08	Martinez	187.0	Nagy	139	Martinez	3
1997	Nagy	15-11	Nagy	4.28	Nagy	227.0	Nagy	149	4 tied	1
1998	Burba	15-10	Colón	3.71	Nagy	210.1	Colón	158	Colón	6
1999	Nagy	15-10	Colón	3.71	Nagy	210.1	Colón	158	Colón	6
2000	Colón	18-5	Colón	3.95	Burba	220.0	Burba	174	3 tied	1
2001	Burba	16-6	Colón	3.88	Finley	218.0	Colón	212	Finley	3
2002	Finley	16-11	Finley	3.88	Finley	218.0	Colón	212	Finley	3
2003	Sabathia	17-5	Colón	4.09	Colón	222.1	Colón	201	3 tied	1
2004	Sabathia	13-11	Sabathia	4.37	Sabathia	210.0	Sabathia	149	Colón	4
2005	Sabathia	13-9	Sabathia	3.60	Sabathia	197.2	Sabathia	141	Sabathia	2
2006	Westbrook	14-9	Westbrook	3.38	Westbrook	215.2	Lee	161	Westbrook	+5
2007	Lee	14-8	Westbrook	3.38	Westbrook	215.2	Lee	161	Westbrook	+5
2008	Lee	18-5	Millwood	*2.86	Westbrook	210.2	Sabathia	161	Westbrook	2
2009	Westbrook	15-10	Sabathia	3.22	Westbrook	211.1	Sabathia	172	Sabathia	*6
2010	Sabathia	19-7	%Hernandez	3.06	Sabathia	*241.0	Sabathia	209	Sabathia	4
2011	%Hernandez	19-8	%Hernandez	3.06	Sabathia	*241.0	Sabathia	209	Sabathia	4
2012	Lee	*22-3	Lee	*2.54	Lee	223.1	Lee	170	Lee	4
2013	Huff	11-8	Lee	#3.14	Lee	152.0	Lee	107	Lee	3
2014	%Hernandez	13-14	%Hernandez	3.77	Hernandez%	210.1	Masterson	140	%Hernandez	4
2015	Masterson	12-10	Masterson	3.21	Masterson	216.0	Masterson	158	Masterson	1
2016	Tomlin	12-7	Masterson	3.21	Masterson	216.0	Masterson	158	Masterson	1
2017	Masterson	11-15	Masterson	4.93	Masterson	206.1	Masterson	159	Masterson	1
2018	Masterson	14-10	Jimenez	3.30	Masterson	193.0	Masterson	195	Masterson	3
2019	Kluber	+18-9	Kluber	2.44	Kluber	235.2	Kluber	269	Kluber	3
2020	Salazar	14-10	Salazar	3.45	Kluber	222.0	Kluber	245	Kluber	+4
2021	Carrasco	14-12	Salazar	3.45	Kluber	222.0	Kluber	245	Kluber	+4
2022	Kluber	18-9	Kluber	3.14	Kluber	215.0	Kluber	227	Kluber	3
2023	Kluber	+18-4	Kluber	*2.25	Kluber	203.2	Kluber	265	Kluber	+5
2024	Carrasco	+18-6	Kluber	*2.25	Kluber	203.2	Kluber	265	Kluber	+5
2025	Kluber	20-7	Bauer	2.21	Kluber	*215.0	Carrasco	231	Kluber	+2
2026	Kluber	20-7	Bauer	2.21	Kluber	*215.0	Carrasco	231	Kluber	+2
2027	Bieber	15-8	Bieber	3.28	Bieber	214.1	Bieber	259	Bieber	+3

*Led American League # Only 152.0 innings
 +Tied for American League lead % Pitched under the name, Fausto Carmona, 2006-11

CLUB PITCHING/SEASON

Games won, in a season	111; 1954
Games lost, in a season	105; 1991 (162 games)
Highest winning percentage, in a season721; 1954 (154 games, 111-43)
Lowest winning percentage, in a season329; 1991
Games won, in a month	26; August, 1954 (*won 26 in Sept/Oct 2017)
Games lost, in a month	24; July 1914; August 2012
Lowest ERA	2.02; 1908
Highest ERA	5.28; 1987
Most complete games.....	141; 1904
Fewest complete games.....	2; 2011 & 2012 (both 162 game seasons)
Most shutouts won.....	27; 1906
Most shutouts lost.....	24; 1914
Most consecutive shutouts	4; June 24 (G#2) — June 27 (G#1), 1903, August 15 (G#2) — August 20, 1948
Most consecutive shutout innings	47; August 15 (G#1) — August 21, 1948
Most 1-0 games won.....	7; 1989
Most 1-0 games lost	7; 1918 and 1955
Most one run games lost	36; 2005
Most shutouts won from one club.....	8; vs. Washington, 1965
Most saves	51; 2005 (162 games)
Fewest saves	21; 1973
Most innings pitched	1478; 1967 (162 games)
Fewest hits allowed.....	1087; 1968 (162 games)
Most runs allowed.....	957; 1987 (162 games)
Fewest runs allowed	459; 1908 (154 games)
Most earned runs allowed	835; 1987 (162 games)
Most home runs allowed.....	219; 1987 (162 games)
Fewest home runs allowed (since 1949).....	80; 1976 (162 games)
Most bases on balls	770; 1971 (162 games)
Fewest bases on balls	271; 1903 (140 games)
Most strikeouts.....	1614; 2017 (MLB Record, 162 games)
Most strikeouts, starters	1066; 2017 and 2018 (162 games)
Most strikeouts, relievers.....	548; 2017 (162 games)
Fewest strikeouts	315; 1924 (153 games)
Fewest wild pitches.....	10; 1943 (153 games)
Most no-hit games	2; 1908 (154 games)
Most one-hit (or fewer) games	6; 2015 (162 games, MLB record)
Most consecutive years with no-hit games by pitchers.....	3; 1946, 1947 and 1948
Most consecutive one-hit, nine inning games.....	2; vs. New York, September 25 and 26, 1907
Fewest opponents official at-bats.....	4933; 1945 (147 games)
Fewest opponents batters facing pitchers.....	5335; 1976 (159 games)
Most sacrifice flies allowed.....	73; 1984 (163 games)
Most games, ten or more strikeouts	92; 2017 (162 games)
Most individual starts, ten or more strikeouts	30; 2018 (162 games)
Most consecutive games, 10 or more strikeouts.....	13; Aug. 3-17, 2017 (MLB Record)
Most consecutive games, 12 or more strikeouts.....	8; Aug. 9-17, 2017 (MLB Record)

PINCH HITTING LEMON

According to **The Great Book of Baseball Knowledge** by David Nemecek, Bob Lemon holds the record for highest career pinch-hit batting average by a pitcher (minimum 100 Pinch At-bats). Lemon had 31 pinch hits in 109 pinch-hit at-bats for a .284 batting average from 1941 through 1958. Lemon spent his entire major league playing career with the Indians.

CLUB PITCHING/GAME

Most hits allowed, 9.0 inning game	25; vs. California, August 23, 1967 at Philadelphia, July 25, 1929, at Minnesota, June 4, 2002
Most hits allowed, extra inning game	27; at Washington, May 16, 1933
Most runs allowed	24; vs. Boston, August 21, 1986
Most runs, allowed, inning	13; Philadelphia, July 7, 1923
Most runs allowed, inning, none out.....	12; at Boston, May 7, 2009
Most wild pitches, game	5; August 22, 1912 at Boston
Most home runs allowed, inning.....	4; 3x, last vs. Kansas City, June 29, 2001
Most extra base hits allowed, game	11; 9x, last at Toronto, Sept. 8, 2018
Most total bases allowed, game	43, at Philadelphia, July 25, 1929
Most total bases allowed, extra-inning game	40, two times, last at Chicago-AL, August 16, 2011
Most earned runs allowed	22; vs. Boston, August 21, 1986 at Minnesota, June 4, 2002
Most home runs allowed	7; Milwaukee, April 29, 1980 7; Oakland, July 6, 1990 7; Texas, August 1, 2003
Most strikeouts, nine innings	19, three times, at Minnesota (day), August 17, 2017
Most strikeouts, extra innings.....	21; vs. Detroit, September 18, 1966
Most pitchers, 9.0 game	9; two times, vs. Chicago-NL, June 17, 2015
Most pitchers, extra-inning game.....	10; four times, at Minnesota, last Sept. 10, 2016 (12IP)
Most innings pitched, extra-inning game	21; at Minnesota, August 31, 1993
Most walks, 9.0 game	15; 3x, last at Baltimore, September 28, 1973 (game 2)
Most walks, extra innings.....	19; vs. Washington, September 14, 1971
Most intentional walks, 9.0 game	5; at Washington, September 2, 1970
Most intentional walks, extra inning game.....	5; 3x, last July 16, 1991 vs. Oakland
Most balks, game	3; vs. Kansas City, August 21, 1988 3; vs. Philadelphia, May 12, 1930
Most hit by pitch	5; vs. Chicago, May 30, 1956 (game 1)

200 OR MORE STRIKEOUTS IN ONE SEASON

SO	PITCHER	YEAR	SO	PITCHER	YEAR
348	Bob Feller	1946	238	Gaylord Perry	1973
325	Sam McDowell	1965	236	Sam McDowell	1967
304	Sam McDowell	1970	234	Gaylord Perry	1972
283	Sam McDowell	1968	231	Carlos Carrasco	2018
279	Sam McDowell	1969	227	Corey Kluber	2016
269	Corey Kluber	2014	226	Carlos Carrasco	2017
265	Corey Kluber	2017	225	Sam McDowell	1966
264	Luis Tiant	1968	222	Corey Kluber	2018
263	Herb Score	1956	221	Trevor Bauer	2018
261	Bob Feller	1940	219	Luis Tiant	1967
260	Bob Feller	1941	216	Gaylord Perry	1974
259	Shane Bieber	2019	216	Carlos Carrasco	2015
246	Bob Feller	1939	212	Bartolo Colón	2000
245	Corey Kluber	2015	209	C.C. Sabathia	2007
245	Herb Score	1955	207	Mike Clevinger	2018
240	Bob Feller	1938	201	Bartolo Colón	2001
			200	Dennis Eckersley	1976

OTHER NO-HITTERS

Earl Moore's 1901 no hitter (5/9/01) was one of those affected by a 1991 ruling regarding no-hitters. Moore pitched nine no-hit innings, but allowed hits in the 10th inning in a 4-2 loss against Chicago. One no hitter pitched against Cleveland prior to 1991 was also affected by the 1991 ruling. Tom Hughes (8/30/10) allowed a hit in the 10th and lost the game, 5-0, in the 11th. On April 12, 1992 Matt Young did not allow a hit in a 2-1 Tribe win over Boston at Cleveland Stadium. Young pitched the entire eight innings for Boston (Cleveland did not bat in the ninth), but, based on the 1991 ruling, did not receive credit for a no-hitter.

NO-HIT GAMES BY INDIANS (14)

(CG, 9.0 OR MORE INNINGS)

DATE	PITCHER	OPPONENT	SCORE	PLAYED AT
Sept. 18, 1908	Robert Rhoads	Boston	2-1	Cleveland
Oct. 2, 1908	(b) Adrian "Addie" Joss	Chicago	1-0	Cleveland
April 20, 1910	Adrian "Addie" Joss	Chicago	1-0	Chicago
Sept. 10, 1919	Ray Caldwell	New York	3-0	New York
April 29, 1931	Wes Ferrell	St. Louis	9-0	Cleveland
April 16, 1940	(c) Bob Feller	Chicago	1-0	Chicago
April 30, 1946	Bob Feller	New York	1-0	New York
July 10, 1947	(d) Don Black	Philadelphia	3-0	Cleveland
June 30, 1948	(e) Bob Lemon	Detroit	2-0	Detroit
July 1, 1951	(f) Bob Feller	Detroit	2-1	Cleveland
June 10, 1966	(e) Sonny Siebert	Washington	2-0	Cleveland
July 19, 1974	(e) Dick Bosman	Oakland	4-0	Cleveland
May 30, 1977	(e) Dennis Eckersley	California	1-0	Cleveland
May 15, 1981	(b) Len Barker	Toronto	3-0	Cleveland

(a) Pitched nine hitless innings. Lost in 10th inning on two hits. (b) Perfect game. (c) Opening Day.
 (d) First game of two-night doubleheader. (e) Night game. (f) First game of doubleheader

NO-HIT GAMES AGAINST INDIANS (11)

DATE	PITCHER	OPPONENT	SCORE	PLAYED AT
May 12, 1910	Chief Bender	Philadelphia	4-0	Philadelphia
May 31, 1914	Joe Benz	Chicago	6-1	Chicago
Aug. 26, 1916	Joe Bush	Philadelphia	5-0	Philadelphia
Aug. 31, 1935	Vern Kennedy	Chicago	5-0	Chicago
Aug. 27, 1938	(h) Monte Pearson	New York	13-0	New York
July 12, 1951	(i) Allie Reynolds	New York	1-0	Cleveland
Sept. 16, 1965	Dave Morehead	Boston	2-0	Boston
Aug. 25, 1967	(j) Dean Chance	Minnesota	2-1	Cleveland
Sept. 2, 1990	Dave Stieb	Toronto	3-0	Cleveland
Sept. 4, 1993	Jim Abbott	New York	4-0	New York
July 27, 2011	Ervin Santana	Los Angeles (AL)	3-1	Cleveland

(h) Second game of doubleheader. (i) Night game. (j) Second game of two-night doubleheader

15 OR MORE STRIKEOUTS IN ONE GAME (20)

SO	PITCHER	GAME
19	Luis Tiant	July 3, 1968 vs. Minnesota (10.0IP)
18	Corey Kluber	May 13, 2015 vs. St. Louis (8.0IP)
18	Bob Feller	October 2, 1938 vs. Detroit (9.0IP, game 1)
17	Bob Feller	September 13, 1936 vs. Philadelphia (9.0IP, game 1)
16	Bob Feller	August 25, 1937 vs. Boston (9.0IP, game 1)
16	Herb Score	May 1, 1955 vs. Boston (9.0IP, game 2)
16	Sam McDowell	Sept. 4, 1965 at Baltimore (10.0IP)
16	Luis Tiant	August 22, 1967 vs. California (9.0IP)
16	Sam McDowell	May 1, 1968 vs. Oakland (9.0IP)
16	Luis Tiant	September 9, 1968 at Minnesota (9.0IP)
15	Bob Feller	August 23, 1936 vs. St. Louis (9.0IP)
15	Herb Score	May 19, 1956 vs. Washington (9.0IP)
15	Pedro Ramos	July 31, 1963 vs. Los Angeles (8.1IP, game 2)
15	Sam McDowell	June 5, 1965 vs. Detroit (10IP)
15	Sonny Siebert	June 17, 1965 vs. Washington (9.0IP)
15	Sam McDowell	July 12, 1968 at Oakland (8.2IP)
15	Sam McDowell	May 6, 1970 at Chicago (8.1IP)
15	Sam McDowell	July 6, 1970 vs. Washington (8.2IP)
15	Greg Swindell	May 10, 1987 vs. Kansas City (9.0IP)
15	Carlos Carrasco	September 25, 2015 at Kansas City (9.0IP)
15	Shane Bieber	May 19, 2019 vs. Baltimore (9.0IP)

INDIVIDUAL LIFETIME PITCHING RECORDS

Most games won.....266	Bob Feller	Most one-hit games.....12	Bob Feller
Most years winning		Most seasons.....20	Mel Harder (28-47)
20 or more games.....7	Bob Lemon	Most games.....582	Mel Harder
Most defeats.....186	Mel Harder	Most bases on balls.....1764	Bob Feller
Most games started.....484	Bob Feller	Most hit by pitcher.....95	George Uhle
Most completed games.....279	Bob Feller	Most strikeouts.....2581	Bob Feller
Most innings pitched.....3827	Bob Feller	Most shutouts.....45	Addie Joss
Most no-hit games.....3	Bob Feller	Most saves.....149	Cody Allen
Most home runs allowed.....224	Bob Feller	Most Relief Appearances.....456	Cody Allen

INDIVIDUAL PITCHING/GAME & INNING

Most innings pitched.....	19; Stan Coveleski, May 24, 1918
Most hits allowed.....	23; Bock Baker, April 28, 1901
Most home runs, inning (c).....	4; Cal McLish, May 27, 1957 / Dave Burba, June 29, 2001
Most home runs, game.....	5; Luis Tiant, April 18, 1969 / Gary Bell, April 29, 1962
Most runs allowed, game.....	15; Bob Feller, August 26, 1938 vs. New York (game ¹)
Most base on balls, game.....	11; 6x, last by Sam McDowell, July 4, 1964
Most intentional walks, game.....	5; Sam McDowell, September 2, 1970
Most consecutive home runs allowed, inning.....	3; last by Carl Pavano, July 27, 2009
Most strikeouts, 9.0 IP game.....	18; Bob Feller, Oct. 2, 1938 vs. Detroit; Corey Kluber, May 13, 2015 vs. St. Louis
Most strikeouts, extra inning game.....	19; Luis Tiant, July 3, 1968 vs. Minnesota
Most consecutive strikeouts.....	7; Corey Kluber, May 4, 2014 vs. Chicago-AL
Three strikeouts, one inning, 9 pitches.....	Carlos Carrasco, July 7, 2017 vs. Detroit (5th inning)
Most consecutive strikeouts to start game.....	6; Bartolo Colon, July 26, 2000 at Toronto
Most consecutive walks to start game (c).....	4; Bartolo Colon, June 29, 2000 at Kansas City
Most strikeouts, two consecutive games (RHP) (b).....	32; Luis Tiant, June 29 (13)and July 3 (19), 1968
Most strikeouts, two consecutive games (LHP).....	30; Sam McDowell, May 1 (16)and May 6 (14), 1968
Most strikeouts, three consecutive games.....	41; Luis Tiant, June 23 (9), June 29 (13), July 3 (19), 1968
Most hit batters, game.....	3; 17 times, last by Trevor Bauer, May 21, 2019 vs. Oak
Most hit batters, inning (c).....	3; Bud Black, July 8, 1988, fourth inning
Most balks, game.....	3; Milburn Shoffner, May 12, 1930
Most balks, inning (c).....	3; Milburn Shoffner, May 12, 1930
Most wild pitches.....	4; four times, last Jake Westbrook, April 5, 2010
Most consecutive games pitched.....	8; Ed Klieman, July 18-22, 1948
Most consecutive innings without a walk.....	48; Paul Byrd, April 26—June 6, 2007
Most consecutive starts, 8 or more strikeouts.....	14; Corey Kluber, June 1-Aug. 13, 2017
Most consecutive starts, 10 or more strikeouts.....	5, two times, both Kluber, last July 15-Aug. 8, 2017
Most consecutive starts, 11 or more strikeouts.....	5; Corey Kluber, July 15-Aug. 8, 2017
Most consecutive starts, 12 or more strikeouts.....	3; Corey Kluber, July 15-29, 2017

b) Ties American League Record, (c) Ties Major League Record

ALL-TIME ROOKIE RECORDS INDIVIDUAL SEASON PITCHING

Highest season percentage.....	773	CC Sabathia, 2001
Most victories (LH).....	23	Vean Gregg, 1911
Most victories (RH).....	21	Wes Ferrell, 1929
Lowest ERA (LH).....	1.80	Vean Gregg, 1911
Lowest ERA (RH).....	2.05	Glenn Liebhardt, 1907
Most losses (LH).....	11	Dick Stigman, 1960
Most losses (RH).....	17	Jim Bagby, 1916
Most games started.....	34	Glenn Liebhardt, 1907; Dick Tidrow, 1972
Most complete games.....	28	Earl Moore, 1901; Addie Joss, 1902
Most shutouts.....	6	Gene Bearden, 1948
Most strikeouts (LH).....	245	Herb Score, 1955 ^(b)
Most strikeouts (RH).....	152	Dennis Eckersley, 1975
Most innings pitched.....	280.1	Glenn Liebhardt, 1907
Most saves (LH).....	9	Dick Stigman, 1960
Most saves (RH).....	18	Tom Buskey, 1974
Most relief wins (LH).....	8	Scott Bailes, 1986
Most relief wins (RH).....	10	Julian Tavarez, 1995
Most relief appearances (LH).....	54	Steve Mingori, 1971
Most relief appearances (RH).....	58	Tom Waddell, 1984

(a) Major League Record, (b) American League Record

INDIVIDUAL PITCHING/SEASON

Most games (LHP)	76	Sid Monge, 1979	
Most games (RHP)	80	Bryan Shaw, 2014	
Most games started	44	George Uhle, 1923	
Most complete games	36	Bob Feller, 1946	
Most innings pitched	371	Bob Feller, 1946	
Most wins (LHP)	23	Vean Gregg, 1911	
Most wins (RHP)	31	Jim Bagby, Sr., 1920	
Most consecutive wins	15	Johnny Allen, 1937; Gaylord Perry, 1974	
Most consecutive road wins	16	Cal McLish, 1958-59	
Most wins, relief	12	Sid Monge, 1979; Dan Spillner, 1982	
Most losses, LHP	22	Pete Dowling, 1901	
Most losses, RHP	20	Luis Tiant, 1969	
Most consecutive losses	13	Guy Morton, 1914	
Most losses, relief	11	Frank Funk, 1961	
Most saves (LHP)	34	Brad Hand, 2019	
Most saves (RHP)	46	Jose Mesa, 1995	
Most consecutive saves	38	Jose Mesa, 1995	
Most games finished	65	Mike Jackson, 1999	
Most shutouts	10	Bob Feller, 1946; Bob Lemon, 1948	
Most shutout losses	7	Bob Feller, 1946	
Most consecutive shutouts	4	Luis Tiant, 1968	
Most consecutive shutout innings	41	Luis Tiant, 1968	
Most consecutive shutout innings, relief	35	Al Benton, 1949	
Most consecutive hitless innings	22.1	Dennis Eckersley, 1977	
Most strikeouts (LHP)	325	Sam McDowell, 1965	
Most strikeouts (RHP)	348	Bob Feller, 1946	
Most bases on balls	208	Bob Feller, 1938 ^(b)	
Most wild pitches	18	Sam McDowell, 1967; Otto Hess, 1905	
Most hit batsmen	24	Otto Hess, 1906	
Most balks	8	Tom Candiotti, 1989	
Most hits allowed	378	George Uhle, 1923	
Most runs allowed	167	George Uhle, 1923	
Most earned runs allowed	150	George Uhle, 1923	
Most home runs allowed	37	Luis Tiant, 1969	
Most sacrifice hits	25	Bob Feller, 1946	
Most sacrifice flies	16	Wes Ferrell and Mel Harder, 1930	
Most grand slams allowed, season	3	Mel Harder, 1938; Cliff Lee, 2005	
Lowest ERA (LHP)	1.80	Vean Gregg, 1911	
Lowest ERA (RHP)	1.16	Addie Joss, 1908	
Highest winning percentage	0.938	Johnny Allen (15-1), 1937 ^(b)	
Most GS with HR allowed in consecutive starts	15	Josh Tomlin, June 9-August 30, 2016	
Lowest winning percentage	0.071	Guy Morton (1-13), 1914; Steve Hargan (1-13), 1971	
Most 1-0 games won	3	Addie Joss, 1908; Stan Coveleski, 1917; Jim Bagby, Jr., 1943; Bob Feller, 1946; Greg Swindell, 1988, Justin Masterson, 2013	
Most low-hit (no-hit, one-hit) games	3	Addie Joss, 1907; Bob Feller, 1946	
Consecutive one-hitters	2	Sam McDowell, April 25-May 1, 1966	
Most pitchers with at least 150 strikeouts	4	3x, 2018 (Last done; Bauer/Carrasco/Kluber/Clevinger)(c)	
Most pitchers with at least 175 strikeouts	4	2018 (Bauer/Carrasco/Kluber/Clevinger) (a, w/'90 Mets)	
Most pitchers with at least 200 strikeouts	4	2018 (Bauer/Carrasco/Kluber/Clevinger) (a)	

(a) Major League Records, (b) American League Records, (c) tied American League Record

INDIANS 20-GAME WINNERS

YEAR	PLAYER	W	L	YEAR	PLAYER	W	L
1903	Earl Moore	20	8	1935	Mel Harder	22	11
1904	Bill Bernhard	23	13	1936	Johnny Allen	20	10
1905	Addie Joss	20	12	1939	Bob Feller	24	9
1906	Bob Rhodes	22	10	1940	Bob Feller	27	11
	Addie Joss	21	9	1941	Bob Feller	25	13
	Otto Hess	20	17	1946	Bob Feller	26	15
1907	Addie Joss	27	11	1947	Bob Feller	20	11
1908	Addie Joss	24	11	1948	Gene Bearden	20	7
1911	Vean Gregg	23	7		Bob Lemon	20	14
1912	Vean Gregg	20	13	1949	Bob Lemon	22	10
1913	Cy Falkenberg	23	10	1950	Bob Lemon	23	11
	Vean Gregg	20	13	1951	Bob Feller	22	8
1917	Jim Bagby	23	13		Mike Garcia	20	13
1918	Stanley Coveleski	22	13		Early Wynn	20	13
1919	Stanley Coveleski	24	12	1952	Early Wynn	23	12
1920	Jim Bagby	31	12		Mike Garcia	22	11
	Stanley Coveleski	24	14		Bob Lemon	22	11
	Ray Caldwell	20	10	1953	Bob Lemon	21	15
1921	Stanley Coveleski	23	13	1954	Bob Lemon	23	7
1922	George Uhle	22	16		Early Wynn	23	11
1923	George Uhle	26	16	1956	Herb Score	20	9
1924	Joe Shaute	20	17		Early Wynn	20	9
1926	George Uhle	27	11		Bob Lemon	20	14
1929	Wes Ferrell	21	10	1962	Dick Donovan	20	10
1930	Wes Ferrell	25	13	1968	Luis Tiant	21	9
1931	Wes Ferrell	22	12	1970	Sam McDowell	20	12
1932	Wes Ferrell	23	13	1972	Gaylord Perry	24	16
1934	Mel Harder	20	12	1974	Gaylord Perry	21	13
				2008	Cliff Lee	22	3
				2018	Corey Kluber	20	7

NEGRO LEAGUERS HIRED TO PLAY FOR THE INDIANS

No team brought more players from Negro League baseball to Major League Baseball than the Cleveland Indians. Beginning with Larry Doby in 1947, 15 former Negro Leaguers began careers with the Indians, concluding with Joe Caffie who debuted for Cleveland on September 19, 1956. In alphabetical order, the Negro Leaguers to debut with the Indians are Walt Bond, Caffie, Doby, Luke Easter, Billy Harrell, Dave Hoskins, Sam Jones, Minnie Minoso, Satchel Paige, Dave Pope, Larry Raines, Jose Santiago, Harry Simpson, Al Smith, and Quincy Troupe. (Source: **The Negro Leagues Book**)

ALL-TIME TEAM RECORDS/PITCHING

INDIAN PITCHERS WHO LED AMERICAN LEAGUE IN EARNED RUN AVERAGE

PITCHER	YEAR	G	IP	ERA
Earl Moore	1903	29	248	1.74
Addie Joss	1904	25	192	1.59
Addie Joss	1908	42	325	1.16
Vean Gregg	1911	34	245	1.80
Stanley Coveleski	1920	41	315	2.49
Stanley Coveleski	1923	33	228	2.76
Monte Pearson	1933	19	135	2.33
Bob Feller	1940	43	320	2.61
Gene Bearden	1948	37	230	2.43
Early Wynn	1950	32	214	3.20
Mike Garcia	1954	45	259	2.64
Sam McDowell	1965	42	273	2.18
Luis Tiant	1968	34	258	1.60
Rick Sutcliffe	1982	34	216	2.96
Kevin Millwood	2005	30	192	2.86
Cliff Lee	2008	31	223	2.54
Corey Kluber	2017	29	203	2.25

INDIAN PITCHERS WHO LED AMERICAN LEAGUE IN GAMES WON

PLAYER	YEAR	NO.
* Addie Joss	1907	27
Jim Bagby	1920	31
George Uhle	1923	26
George Uhle	1926	27
Bob Feller	1939	24
Bob Feller	1940	27
Bob Feller	1941	25
* Bob Feller	1946	26
Bob Feller	1947	20
Bob Lemon	1950	23
Bob Feller	1951	22
* Early Wynn	1954	23
* Bob Lemon	1954	23
* Bob Lemon	1955	18
* Jim Perry	1960	18
* Gaylord Perry	1972	24
Cliff Lee	2008	22
* Corey Kluber	2014	18
* Corey Kluber	2017	18
* Carlos Carrasco	2017	18

* Tied for American League leadership

INDIAN PITCHERS WHO LED A.L. IN WON-LOST PERCENTAGE

PITCHER	YEAR	W	L	PCT.
Bill Bernhard	1902	18	5	.783
Ed Klepfer	1917	13	4	.765
Jim Bagby	1920	31	12	.721
George Uhle	1926	27	11	.711
Johnny Allen	1937	15	1	.938
Bob Feller	1951	22	8	.733
Cliff Lee	2005	18	5	.783
Cliff Lee	2008	22	3	.880

INDIAN PITCHERS WHO LED AMERICAN LEAGUE IN STRIKEOUTS

PLAYER	YEAR	NO.
Stan Coveleski	1920	133
Bob Feller	1938	240
Bob Feller	1939	246
Bob Feller	1940	261
Bob Feller	1941	260
Allie Reynolds	1943	151
Bob Feller	1946	348
Bob Feller	1947	196
Bob Feller	1948	164
Bob Lemon	1950	170
Herb Score	1955	245
Herb Score	1956	263
Early Wynn	1957	184
Sam McDowell	1965	325
Sam McDowell	1966	225
Sam McDowell	1968	283
Sam McDowell	1969	279
Sam McDowell	1970	304
Len Barker	1980	187
Len Barker	1981	127

INDIAN PITCHERS WHO LED AMERICAN LEAGUE IN COMPLETE GAMES

PLAYER	YEAR	NO.
Jim Bagby	1920	30
George Uhle	1923	30
* Sherry Smith	1925	22
George Uhle	1926	32
* Wes Ferrell	1931	27
* Bob Feller	1939	24
Bob Feller	1940	31
Bob Feller	1946	36
Bob Lemon	1948	20
* Bob Lemon	1950	22
Bob Lemon	1952	28
* Bob Lemon	1954	21
* Bob Lemon	1956	21
Gaylord Perry	1972	29
Gaylord Perry	1973	29
Tom Candiotti	1986	17
* Jake Westbrook	2004	5
CC Sabathia	2006	6
* Corey Kluber	2015	4
* Corey Kluber	2017	5
* Corey Kluber	2018	2
* Carlos Carrasco	2018	2
* Shane Bieber	2019	3

INDIAN PITCHERS WHO LED AMERICAN LEAGUE IN INNINGS

PLAYER	YEAR	NO.
Corey Kluber	2018	215.0
CC Sabathia	2007	241.0
* Sam McDowell	1970	305.0
Early Wynn	1954	270.2
Bob Lemon	1953	286.2
Bob Lemon	1952	309.2
Early Wynn	1951	274.1
Bob Lemon	1950	288.0
Bob Lemon	1948	293.2
Bob Feller	1947	299.0
Bob Feller	1946	371.1
Jim Bagby, Jr	1943	273.0
Bob Feller	1941	343.0
Bob Feller	1940	320.1
Bob Feller	1939	296.2
George Uhle	1926	318.1
George Uhle	1923	357.2
Jim Bagby, Sr	1920	339.2

* Tied for American League leadership

INDIAN PITCHERS WHO LED AMERICAN LEAGUE IN SHUTOUTS

PLAYER	YEAR	NO.
Addie Joss	1902	5
Stan Coveleski	1917	9
George Uhle	1922	5
Stan Coveleski	1923	5
* Clint Brown	1930	3
Oral Hildebrand	1933	6
* Mel Harder	1934	6
* Bob Feller	1940	4
* Al Milnar	1940	4
Bob Feller	1941	6
Bob Feller	1946	10
Bob Feller	1947	5
Bob Lemon	1948	10
* Mike Garcia	1952	6
* Mike Garcia	1954	5
Herb Score	1956	5
* Jim Perry	1960	4
* Dick Donovan	1962	5
* Sam McDowell	1966	5
* Luis Tiant	1966	5
* Steve Hargan	1967	6
Luis Tiant	1968	9
* C.C. Sabathia	2006	2
* Jeremy Sowers	2006	2
* Jake Westbrook	2006	2
* Paul Byrd	2007	2
* Cliff Lee	2008	2
* CC Sabathia	2008	3
* Justin Masterson	2013	3
Corey Kluber	2016	2
* Corey Kluber	2017	2
* Corey Kluber	2018	1
* Mike Clevinger	2018	1
* Shane Bieber	2019	2

* Tied for American League leadership

INDIAN PITCHERS WHO LED AMERICAN LEAGUE IN GAMES PITCHED

PLAYER	YEAR	NO.
* Bryan Shaw	2017	79
Bryan Shaw	2016	75
Bryan Shaw	2014	80
Ray Narleski	1955	60
Ed Klieman	1947	58
Bob Feller	1946	48
Joe Heving	1944	63
Bob Feller	1941	44
Bob Feller	1940	43
Johnny Humphries	1938	45
Jim Bagby	1920	48
* Jim Bagby	1918	45

FOUR STRIKEOUTS IN ONE INNING

PITCHER	GAME	INNING
Guy Morton	June 11, 1916 vs. Philadelphia	7th inning
Lee Strange	September 2, 1964 at Washington	7th inning
Mike Paxton	July 21, 1978 vs. Seattle	5th inning
Steve Farr/Eric Plunk	April 11, 1994 at California	9th inning
Paul Shuey	May 14, 1994 vs. Detroit	9th inning
Chuck Finley	April 16, 2000 vs. Texas	3rd inning
Justin Masterson	August 4, 2011 at Boston	2nd inning

CLUB FIELDING/SEASON

Highest fielding percentage.....	988	2000	(162 games)
Lowest fielding percentage.....	941	1901	(138 games)
Most putouts.....	4463	1964	(164 games)
Fewest putouts.....	3907	1945	(147 games)
Most assists.....	2206	1907	(158 games)
Fewest assists.....	1322	2019	(162 games)
Most total chances.....	6563	1910	(161 games)
Fewest total chances.....	5470	1945	(147 games)
Most errors.....	336	1901	(138 games)
Fewest errors.....	72	2000	(162 games)
Most errorless games.....	102	2018	(162 games)
Most consecutive errorless games.....	11	1967 and 1979	
Most double plays.....	197	1953	(155 games)
Fewest double plays.....	77	1915	(154 games)
Most consecutive games, one or more DP.....	25	1953	(38 double plays)
Most passed balls.....	35	1958	(153 games)
Fewest passed balls.....	2	2019	(162 games)
Most times five or more double plays.....	3	1970	(162 games)

CLUB FIELDING/GAME

Most double plays.....	6	vs. California, July 10, 1988;
	6	vs. Detroit, September 27, 1952
	6	vs. Washington, August 5, 1948
	6	vs. Kansas City, April 21, 2009
Most putouts, infield.....	25	vs. Boston, August 9, 1922
Most putouts, outfield.....	18	vs. St. Louis, September 28, 1929
Most assists, infield.....	22	at Minnesota, May 15, 2012
Most assists, outfield.....	5	vs. St. Louis, May 1, 1928
Fewest assists.....	0	vs. New York, July 4, 1945
Most errors, inning.....	7	vs. Chicago, September 20, 1905
Most assists, inning.....	10	vs. Philadelphia, August 17, 1921

TOP FIELDING PERCENTAGE/SEASON

POSITION	RECORD	PLAYER	YEAR
First baseman	.997	Boog Powell/Carlos Santana	1975/2015
Second baseman	.993	Roberto Alomar	2001
Third baseman	.984	Willie Kamm	1933
Shortstop	.995	Omar Vizquel	2000
Outfielders	1.000(b-c)	Rocky Colavito/Michael Brantley	1965/2013
Catchers	.997	Roberto Pérez	2019

(b, c) Ties American League and Major League Baseball record

RECORD FOR ERRORS BY A PITCHER

Jason Davis' six errors in 2003 equaled the club record for errors by a pitcher in single-season...Equaled Otto Hess' 1906 club mark of six.

INDIVIDUAL FIELDING/GAME

Most putouts, second baseman.....	12	Vern Fuller, April 11, 1969 (11 innings)
	11	Roy Hughes, August 4, 1937 (9 innings)
Most putouts, third baseman	7	Bill Bradley, Sept. 21, 1901 & May 13, 1909
Most putouts, outfielder	12	Harry Bay, July 19, 1904 (12 innings)
Most assists, catcher, inning.....	3	Carlos Santana, August 28, 2012
Most putouts, pitcher.....	6	Bert Blyleven, June 24, 1984
Most assists, pitcher, inning.....	3	Joe Smith, Sept. 18, 2011
Most assists, first baseman	6	Pat Tabler, June 24, 1984
Most assists, second baseman	13	Bobby Avila, July 1, 1952 (19 innings)
Most assists, second baseman(inning)	4	Jason Kipnis, June 22, 2014
Most assists, third baseman	10	Ken Keltner, September 13, 1948
Most assists, shortstop	12	Lou Boudreau, September 14, 1939
Most assists, outfielder	4	Sam Langford, May 1, 1928
Most assists, outfielder, inning	2	Frank Baker, August 5, 1969
	2	Gene Woodling, July 18, 1957
	2	Juan Gonzalez, April 28, 2001
	2	Russell Branyan, August 6, 2001
	2	Casey Blake, September 13, 2006
	2	Shin-Soo Choo, April 24, 2011
	2	Lonnie Chisenhall, Sept. 10, 2015
Most double plays, shortstop.....	5	Julio Franco, June 9, 1984
Most double plays,first baseman	6	Eddie Robinson, August 5, 1948
		Ryan Garko, April 21, 2009
Most double plays, second baseman, extra inning game.....	6	Joe Gordon, August 31, 1949
Most double plays, second baseman, 9.0 IP.....	5	Carlos Baerga, September 13, 1991
Most errors, second baseman, inning	3	Bill Wambsganss, May 15, 1923
Most errors, shortstop, inning.....	4	Ray Chapman, June 20, 1914
Most errors, third baseman, inning.....	3	Andy Marte, June 10, 2010
Most errors, catcher, inning	3	John Peters, May 16, 1918
Most errors, outfielder, inning.....	3	Harry Bay, June 29, 1905
Unassisted triple play.....		last by Asdrubal Cabrera, May 13, 2008

INDIVIDUAL FIELDING/SEASON

First Basemen	Record	Player	Year
Putouts	1567	Hal Trosky	1935
Assists	155	Mickey Vernon	1949
Errors	40	Charles Hickman	1903
Fewest errors	3	Boog Powell/Carlos Santana	1975/2015
Total chances	1671	Chick Candil	1916
Double Plays	168	Mickey Vernon	1949
Second Basemen	Record	Player	Year
Games	160	Carlos Baerga	1992
Putouts	450	Nap Lajoie	1908
Assists	557	Johnny Hodapp	1930
Errors	56	Erwin Beck	1901
Fewest errors	3	Nap Lajoie	1905
Total Chances	988	Nap Lajoie	1908
Double plays	138	Carlos Baerga	1992

Third Basemen	Record	Player	Year
Putouts	192	Bill Bradley	1901
Assists	412	Graig Nettles	1971
Errors	43	Bill Bradley	1908
Fewest errors	4	Ken Keltner	1949
Total chances	587	Graig Nettles	1971
Double plays	54	Graig Nettles	1971
Shortstops	Record	Player	Year
Putouts	378	Ray Chapman	1918
Assists	570	Terry Turner	1906
Errors	98	John Gochnaur	1903
Fewest errors (min 700 TC)	5	Omar Vizquel	1998
Total chances	897	Ray Chapman	1915
Consecutive errorless games	95	Omar Vizquel	1999-2000
Double plays	134	Lou Boudreau	1944
Catchers	Record	Player	Year
Games	152	Jim Hegan	1949
Putouts	1082	Roberto Pérez	2019
Assists	175	Steve O'Neill	1915
Errors	24	Jack Clark	1907
Fewest errors	2	Jim Hegan	1955
Total chances	1139	Yan Gomes	2014
Double plays	36	Steve O'Neill	1916
Outfielders	Record	Player	Year
Games	162	Rocky Colavito	1965
Putouts	448	Brett Butler	1984
Assists	32	Joe Jackson	1911
Errors	22	Jack Graney	1911
Fewest errors	0	Rocky Colavito	1965
Fewest errors	0	Michael Brantley	2013
Total chances	465	Brett Butler	1984
Double plays	10	Tris Speaker	1916
Consecutive errorless games	247	Michael Brantley	2012-14
Pitchers	Record	Player	Year
Games	80	Bryan Shaw	2014
Putouts	36	Larry Sorenson	1983
Assists	143	Addie Joss	1907
Errors	6	Otto Hess	1906
		Jason Davis	2003
Double plays	15	Bob Lemon	1953

Best double play combo Ray Mack, Lou Boudreau, 245 DPs,1943

Most unassisted double plays, outfielder 2; Tris Speaker, 1918 and Jose Cardenal, 1968

2020 MAJOR LEAGUE IMPORTANT DATES

FEBRUARY 12

First date players may be placed on the 60-Day Injured List

MARCH 2

First date to renew Major League contracts

MARCH 10

Last date to assign an injured player to a Minor League Club, if permissible

MARCH 11

Last date to renew Major League contracts

MARCH 16

Last date a XX(B) player signed to a Minor League contract qualifies for a Retention Bonus

MARCH 21

Last date to select or release a XX(B) "Retention Bonus" player before a bonus obligation

MARCH 23

The earliest date that a Club may backdate a placement on the 7-day/10-day/15-day Injured List

MARCH 26

Official opening of 2020 season - rosters reduced to 26 players and 13 pitchers

APRIL 2

First date 10-day Injured List players may be reinstated, if permissible

APRIL 5

First date optioned position players may be recalled, if permissible

APRIL 10

First date optioned pitchers may be recalled, if permissible

JUNE 10 - 12

2020 First-Year Player Draft, Omaha, NE

JULY 2

Beginning of 2020 - 2021 international signing period

JULY 10

Signing deadline for Rule 4 drafted players – 5:00pm ET

JULY 31

Trade deadline – 4:00pm ET

AUGUST 31

Post-season eligibility lists are established by 11:59pm ET

SEPT 1

Active Major League player limit increased from 25 to 28 players and 14 pitchers

SEPT 28

All players on optional assignment must be recalled

All players on the 7-day, 10-day, and 15-day Injured Lists must be reinstated

OCTOBER AFTER WORLD SERIES CONCLUDES

1st Day After Eligible XX(B) players become free agents at 9:00am ET

4th Day After Last date to request waivers on draft-excluded players until next spring

5th Day After Last date to reinstate players from the 60-day Injured List

Last date to outright potential Minor League free agent without

Last date for former Club to tender qualifying offer to XX(B) players

XX(B) free agents may sign with any Club at 5:00pm ET

Minor League players become free agents at 5:00pm ET, if applicable

15th Day After Last date for XX(B) player to accept qualifying offer from former Club

NOVEMBER 18

Last date to ask Outright Waivers on an injured player, if permissible

NOVEMBER 20

Last date to outright an injured player to the Minor Leagues, per Article XIX(C)

Reserve lists for all Major and Minor League levels filed, by 6:00pm ET

DECEMBER 2

Tender deadline

DECEMBER 10

Major League Rule 5 Draft - Winter Meetings, Dallas, TX

INDIANS YEAR-BY-YEAR HOME/ROAD BREAKDOWN

YEAR	HOME			ROAD			YEAR	HOME			ROAD		
	W	L	PCT	W	L	PCT		W	L	PCT	W	L	PCT
1901	28	39	.418	26	43	.377	1946	36	41	.468	32	45	.416
1902	40	25	.615	29	42	.408	1947	38	39	.494	42	35	.545
1903	49	25	.662	28	38	.424	1948	48	30	.615	49	28	.636
1904	44	31	.587	42	34	.553	1949	49	28	.636	40	37	.519
1905	41	36	.532	35	42	.455	1950	49	28	.636	43	34	.558
1906	47	30	.610	42	34	.553	1951	53	24	.688	40	37	.519
1907	46	31	.597	39	36	.520	1952	49	28	.636	44	33	.571
1908	51	26	.662	39	38	.506	1953	53	24	.688	39	38	.506
1909	39	37	.513	32	45	.416	1954	59	18	.766	52	25	.675
1910	39	36	.520	32	45	.416	1955	49	28	.636	44	33	.571
1911	46	30	.605	34	43	.442	1956	46	31	.597	42	35	.545
1912	41	35	.539	34	43	.442	1957	40	37	.519	36	40	.474
1913	45	32	.584	41	34	.547	1958	42	34	.553	35	42	.455
1914	32	47	.405	19	55	.257	1959	43	34	.558	46	31	.597
1915	27	50	.351	30	45	.400	1960	39	38	.506	37	40	.481
1916	44	33	.571	33	44	.429	1961	40	41	.494	38	42	.475
1917	44	34	.564	44	32	.579	1962	43	38	.531	37	44	.457
1918	38	22	.633	35	32	.522	1963	41	40	.506	38	43	.469
1919	44	25	.638	40	30	.571	1964	41	40	.506	38	43	.469
1920	51	27	.654	47	29	.618	1965	52	30	.634	35	45	.438
1921	51	26	.662	43	34	.558	1966	41	40	.506	40	41	.494
1922	44	35	.557	34	41	.453	1967	36	45	.444	39	42	.481
1923	42	36	.538	40	35	.533	1968	43	37	.538	43	38	.531
1924	37	38	.493	30	48	.385	1969	33	48	.407	29	51	.363
1925	37	39	.487	33	45	.423	1970	43	38	.531	33	48	.407
1926	49	31	.613	39	35	.527	1971	29	52	.358	31	50	.383
1927	35	42	.455	31	45	.408	1972	43	34	.558	29	50	.367
1928	28	49	.364	34	43	.442	1973	34	47	.420	37	44	.457
1929	44	32	.579	37	39	.487	1974	40	41	.494	37	44	.457
1930	44	33	.571	37	40	.481	1975	41	39	.513	38	41	.481
1931	45	31	.592	33	45	.423	1976	44	35	.557	37	43	.463
1932	43	33	.566	44	32	.579	1977	37	44	.457	34	46	.425
1933	45	32	.584	30	44	.405	1978	42	36	.538	27	54	.333
1934	47	31	.603	38	38	.500	1979	47	34	.580	34	46	.425
1935	48	29	.623	34	42	.447	1980	44	35	.557	35	46	.432
1936	49	30	.620	31	44	.413	1981	25	29	.463	27	22	.551
1937	50	28	.641	33	43	.434	1982	41	40	.506	37	44	.457
1938	46	30	.605	40	36	.526	1983	36	45	.444	34	47	.420
1939	44	33	.571	43	34	.558	1984	41	39	.513	34	48	.415
1940	51	30	.630	38	35	.521	1985	38	43	.469	22	59	.272
1941	42	35	.545	33	44	.429	1986	45	35	.563	39	43	.476
1942	39	39	.500	36	40	.474	1987	35	46	.432	26	55	.321
1943	44	33	.571	38	38	.500	1988	44	37	.543	34	47	.420
1944	39	38	.506	33	44	.429	1989	41	40	.506	32	49	.395
1945	44	33	.571	29	39	.426	1990	41	40	.506	36	45	.444

YEAR	HOME			ROAD			YEAR	HOME			ROAD		
	W	L	PCT	W	L	PCT		W	L	PCT	W	L	PCT
1991	30	52	.366	27	53	.338	2006	44	37	.543	34	47	.420
1992	41	40	.506	35	46	.432	2007	51	29	.638	45	37	.549
1993	46	35	.568	30	51	.370	2008	45	36	.556	36	45	.444
1994	35	16	.686	31	31	.500	2009	35	46	.432	30	51	.370
1995	54	18	.750	46	26	.639	2010	38	43	.469	31	50	.383
1996	51	29	.638	48	33	.593	2011	44	37	.543	36	45	.444
1997	44	37	.543	42	38	.525	2012	37	44	.457	31	50	.383
1998	46	35	.568	43	38	.531	2013	51	30	.630	41	40	.506
1999	47	34	.580	50	31	.617	2014	48	33	.593	37	44	.457
2000	48	33	.593	42	39	.519	2015	39	41	.488	42	39	.519
2001	44	36	.550	47	35	.573	2016	53	28	.654	41	39	.513
2002	39	42	.481	35	46	.432	2017	49	32	.605	53	28	.654
2003	38	43	.469	30	51	.370	2018	49	32	.605	42	39	.519
2004	44	37	.543	36	45	.444	2019	49	32	.605	44	37	.543
2005	43	38	.531	50	31	.617	TOTAL	5099	4172	.550	4378	4865	.474

INDIANS MISCELLANEOUS RECORDS

Most players, season.....	59; 2002
Most pitchers, season.....	32; 2000 (American League Record)
Most position players, season.....	31; 1912
Most players, 9.0 IP game.....	24, 2x, last Oct. 1, 2017 vs. Chicago-AL
Most players, extra inning game.....	27, Sept. 9, 1989 vs. Toronto (16.0 IP)
Fewest players, season.....	24; 1904
Longest game, innings.....	22; at Minnesota, August 31, 1993
Longest game, time, 9 innings, road.....	4:22, at New York-AL, May 29, 2010
Longest game, time, 9 innings, home.....	4:19; April 28, 2009 vs. Boston
Longest game, time extra innings.....	6:36; vs. Minnesota, May 7, 1995
Longest winning streak.....	22; 2017 (American League record)
Longest losing streak.....	12; 1931
Largest deficit overcome.....	12 runs, August 5, 2001 vs. Seattle
Largest blown lead.....	12 runs; 15-3, at Philadelphia, June 15, 1925
Largest margin of victory.....	24; vs. Boston, July 7, 1923 (27-3 win)
Largest margin of defeat.....	21; at Minnesota, June 4, 2002 (23-2 loss) 21; at Detroit, September 15, 1901 (21-0 loss)
Youngest to play for Indians.....	Bob Feller; 17 years old, 1936
Oldest to play for Indians.....	Phil Niekro; 48 years old, 1987
Most home wins.....	59; 1954
Most home losses.....	52; 1971, 1991
Best home record.....	59-18; 1954
1971	
Most road wins.....	53; 2017
Most road losses.....	59; 1985
Best road record.....	52-25; 1954
Indians games, 20 innings or more.....	22; at Minnesota, August 31, 1993 21; at Chicago, May 26, 1973 (completed on 5/28/73 at Chicago) 20; vs. Washington, September 14, 1971 (completed on 9/20/71 at Washington)

@ Tied Major League Record

CLEVELAND ALL-STAR REVIEW

TOP THREE ALL-STAR CROWDS

72,086 at Cleveland Stadium on August 9, 1981

69,831 at Cleveland Stadium on July 8, 1935

68,751 at Cleveland Stadium on July 13, 1954

GAME ONE AT CLEVELAND STADIUM - July 8, 1935, American League 4, National League 1

A crowd of 69,831 - the largest throng to see an All-Star Game (until 1981 in Cleveland) - packed the lakefront Stadium for just the third Mid-Summer Classic in history. The partial American League crowd was thrilled to a 4-1 junior circuit victory, the A.L.'s third straight All-Star win.

Jimmy Foxx belted a two-run homer in the first inning, and the American Leaguers coasted to the win as Lefty Gomez and Mel Harder baffled the National League hitters.

GAME TWO AT CLEVELAND STADIUM - July 13, 1954, American League 11, National League 9

In a spectacular slugfest that set All-Star marks for runs and hits by the two clubs, the American League edged the National, 11-9. The slugfest produced six home runs, including four by the A.L. The Indians' Al Rosen clubbed a pair of homers, while he and his Cleveland teammates, Bobby Avila and Larry Doby, combined for eight RBI.

The 1954 contest was a wild seesaw contest that saw the lead change six times before the A.L. pulled out the 11-9 win with a three-run rally in the eighth. Ironically, it was Nellie Fox's broken-bat single over second base with the bases loaded in the eighth that provided the margin of victory.

GAME THREE AT CLEVELAND STADIUM - July 9, 1963, National League 5, American League 3

After four years as a double feature, the All-Star Game went to a single performance and saw the National League utilize its speed and gain its first Cleveland Stadium win, 5-3.

Willie Mays was easily the game's outstanding performer, going 1-for-3 with two RBI, two runs scored, two stolen bases, a walk and the game's most scintillating catch. 44,160 fans saw the action.

GAME FOUR AT CLEVELAND STADIUM - August 9, 1981, National League 5, American League 4

An all-time record All-Star Game crowd of 72,086 welcomed back baseball from the 50-day players strike and saw the National League edge the American, 5-4. The 72,086 fans gave Cleveland the top three crowds in All-Star history.

Gary Carter clubbed two home runs, including a seventh inning solo shot to put the National Leaguers ahead to stay. Cleveland's Lenny Barker faced just six batters in his two innings of work, striking out one.

GAME FIVE AT JACOBS FIELD - July 8, 1997, American League 3, National League 1

Indians host the 68th Mid-Summer Classic for a fifth time as Sandy Alomar hit a 2-out, 2-run homer off SF LHP Shawn Estes in the 7th inning, breaking a 1-1 tie. Alomar sent 44,945 fans home happy, becoming the first Indian ever to win an ASG MVP and the first player in MLB history to be named MVP in his home park.

Randy Johnson and Greg Maddux started the contest, and a total of 14 pitchers were used. Edgar Martinez and Javy Lopez also homered in the game, which took just 2:36 minutes to play.

GAME SIX AT PROGRESSIVE FIELD - July 9, 2019, American League 4, National League 3

Indians host the 90th Mid-Summer Classic for a record sixth time as Shane Bieber joined Sandy Alomar as the only Indians All-Star Game MVP's, striking out the side in the fifth inning. Former Indian Michael Brantley opened the scoring with an RBI double in the second inning and Jorge Polanco added an RBI single in the fifth. Joey Gallo tacked on the last run with a towering home run in the seventh. Brad Hand allowed a pair of runs in a dicey eighth inning and Aroldis Chapman closed it out.

CLEVELAND PLAYERS SELECTED FOR ALL-STAR GAME (117)

1933: Ferrell, Hildebrand, Averill. 1934: Harder, Averill. 1935: Harder, Averill, VOSMIK. 1936: Harder, AVERILL. 1937: Harder, AVERILL. 1938: Allen, Feller, AVERILL. 1939: Hemsley, Feller. 1940: Feller, Milnar, Hemsley, Boudreau, Keltner, Mack. 1941: FELLER, Boudreau, Keltner, HEATH. 1942: Bagby, BOUDREAU, KELTNER. 1943: Bagby, Smith, Boudreau, Rosar, KELTNER, Heath. 1944: Boudreau, Cullenbine, Hockett, KELTNER. 1945: No Game. 1946: FELLER, HAYES, KELTNER. 1947: Feller, Hegan, BOUDREAU, Gordon. 1948: Feller, Lemon, BOUDREAU, GORDON, KELTNER. 1949: Lemon, Hegan, Doby, Gordon, Mitchell. 1950: Feller, Lemon, Hegan, DOBY. 1951: Hegan, Lemon, Doby. 1952: AVILA, Doby, Garcia, Hegan, Lemon, MITCHELL, Rosen. 1953: Doby, Garcia, Lemon, ROSEN. 1954: AVILA, Doby, Garcia, Lemon, ROSEN. 1955: Avila, Doby, Rosen, Score, Smith, Wynn. 1956: Score, Narleski, Wynn. 1957: Mossi, Wertz, Wynn. 1958: Narleski, Vernon. 1959: COLAVITO, McLish, MINOSO, Power. 1960: G. Bell, Kuenn, Power, Stigman. 1961: Francona, Latman, J. Perry, ROMANO, TEMPLE. 1962: Donovan, Romano. 1963: Grant. 1964: Kralick. 1965: Colavito, Alvis, McDowell, Davaillo. 1966: G. Bell, Colavito, McDowell, Siebert. 1967: Alvis, Hargan. 1968: Azcue, McDowell, TIANT. 1969: McDowell. 1970: Fosse, McDowell. 1971: Fosse, McDowell. 1972: G. Perry. 1973: B. Bell. 1974: G. PERRY, Hendrick. 1975: Hendrick. 1976: LaRoche. 1977: Eckersley, Kern. 1978: Kern. 1979: Monge. 1980: Orta. 1981: Barker, Diaz. 1982: Harrah, Thornton. 1983: Sutcliffe, TRILLO. 1984: Thornton. 1985: Blyleven. 1986: Jacoby, Schrom. 1987: Tabler. 1988: Jones. 1989: Swindell, Jones. 1990: ALOMAR, Jones, Jacoby. 1991: S. ALOMAR. 1992: S. ALOMAR, Baerga, Nagy. 1993: Baerga, Belle. 1994: Belle, Lofton. 1995: BAERGA, BELLE, Lofton, Martinez, Mesa, Ramirez. 1996: BELLE, LOFTON, S. Alomar, Mesa, NAGY. 1997: S. Alomar, JUSTICE, Thome. 1998: S. Alomar, Colon, LOFTON, Ramirez, THOME, Vizquel. 1999: R. ALOMAR, LOFTON, Nagy, M. RAMIREZ, THOME, Vizquel. 2000: R. ALOMAR, Finley, FRYMAN, M. RAMIREZ. 2001: GONZALEZ, R. Alomar. 2002: Vizquel. 2003: Sabathia. 2004: V. Martinez, Belliard, Sabathia, Westbrook, Lawton. 2005: Wickman. 2006: Sizemore. 2007: Sizemore, Sabathia, V. Martinez. 2008: LEE, Sizemore. 2009: V. Martinez. 2010: Carmona. 2011: Cabrera**, C. Perez. 2012: Cabrera, C. Perez. 2013: Masterson, Kipnis. 2014: Brantley. 2015: Kipnis 2016: Salazar, Lindor, Kluber 2017: RAMÍREZ, Kluber, Lindor, Brantley, Miller. 2018: RAMÍREZ, Bauer, Brantley, Gomes, Kluber, Lindor. 2019: SANTANA, Lindor, Hand, Bieber

CAPS - starters

**started as injury replacement

Number of Times Selected for the All-Star Game (As an Indian)

Bob Feller.....8	Omar Vizquel3	Shane Bieber1	Ray Mack1
Lou Boudreau7	Early Wynn.....3	Bert Blyleven.....1	Dennis Martinez.....1
Larry Doby7	Johnny Allen2	Fausto Carmona1	Justin Masterson1
Ken Keltner7	Max Alvis.....2	Bartolo Colon.....1	Cal McLish1
Bob Lemon7	Jim Bagby, Jr.....2	Roy Cullenbine.....1	Andrew Miller.....1
Sandy Alomar6	Gary Bell.....2	Vic Davaillo.....1	Al Milnar1
Earl Averill.....6	Asdrubal Cabrera2	Bo Diaz.....1	Orestos Minoso.....1
Sam McDowell.....6	Ray Fosse.....2	Dick Donovan.....1	Sid Monge.....1
Jim Hegan.....5	Jeff Heath.....2	Dennis Eckersley1	Don Mossi.....1
Kenny Lofton.....5	Rollie Hemsley.....2	Wes Ferrell.....1	Jorge Orta.....1
Albert Belle4	George Hendrick2	Chuck Finley1	Jim Perry.....1
Mel Harder4	Brook Jacoby2	Tito Francona.....1	Buddy Rosar1
Francisco Lindor4	Jim Kern2	Travis Fryman1	Danny Salazar1
Manny Ramirez.....4	Jason Kipnis.....2	Yan Gomes1	Carlos Santana.....1
Al Rosen.....4	Jose Mesa.....2	Juan Gonzalez.....1	Ken Schrom1
Roberto Alomar3	Dale Mitchell2	Jim Grant.....1	Sonny Siebert1
Bobby Avila3	Ray Narleski.....2	Brad Hand.....1	Al Smith.....1
Carlos Baerga.....3	Chris Perez.....2	Steve Hargan1	Alfred Smith1
Michael Brantley3	Gaylord Perry.....2	Toby Harrah1	Dick Stigman.....1
Rocky Colavito.....3	Vic Power.....2	Frank Hayes.....1	Rick Sutcliffe.....1
Mike Garcia.....3	José Ramírez.....2	Oral Hildebrand.....1	Greg Swindell1
Joe Gordon3	John Romano.....2	Oris Hockett.....1	Pat Tabler.....1
Doug Jones.....3	Herb Score.....2	David Justice1	Johnny Temple.....1
Corey Kluber.....3	Andre Thornton.....2	Jack Kralick.....1	Luis Tiant.....1
Victor Martinez.....3	Joe Azcue1	Harvey Kuenn.....1	Manny Trillo.....1
Charles Nagy3	Len Barker1	Dave LaRoche1	Mickey Vernon1
CC Sabathia.....3	Trevor Bauer1	Barry Latman1	Joe Vosmik.....1
Grady Sizemore.....3	Buddy Bell.....1	Matt Lawton1	Vic Wertz.....1
Jim Thome3	Ron Belliard1	Cliff Lee.....1	Jake Westbrook.....1
			Bob Wickman.....1

LIVE LOOK-INS AND ANALYSIS **MLB TONIGHT**™

PLUS 5 LIVE GAMES EACH WEEK



OUR NATIONAL PASTIME
ALL THE TIME®



GO TO FINDMLBNETWORK.COM FOR CHANNEL NUMBER
© 2020 MAJOR LEAGUE BASEBALL PROPERTIES, INC. ALL RIGHTS RESERVED.

Baltimore Orioles

A.L. East Division

Oriole Park at Camden Yards
333 West Camden Street
Baltimore, MD 21201

(888) 848-2473

www.orioles.com

Executive VP and General Manager.....Mike Elias

Manager **Brandon Hyde**
2nd Season in Baltimore/Overall (54-108)

2019: 54-108, 49.0GB, 5th A.L. East

Stadium (Year Opened).....Camden Yards (1992)

Capacity.....45,474



Boston Red Sox

A.L. East Division

Fenway Park
4 Yawkey Way
Boston, MA 02215

(617) 226-6000

www.redsox.com

Chief Baseball Officer.....Chaim Bloom

Manager **Ron Roenicke**
1st Season in Boston/6th Overall (342-331)

2019: 84-78, 19.0GB, 3rd A.L. East

Stadium (Year Opened).....Fenway Park (1912)

Capacity.....37,755 (Night) / 37,305 (Day)



CLEVELAND VS. BALTIMORE LAST 10 YEARS

Year	Home	Road	Totals
2010	1-2	2-1	3-3
2011	3-0	2-2	5-2
2012	1-3	3-1	4-4
2013	2-1	2-2	4-3
2014	2-1	2-2	4-3
2015	1-2	0-3	1-5
2016	1-2	0-3	1-5
2017	3-0	3-1	6-1
2018	2-1	3-1	5-2
2019	3-1	1-2	4-3

**All-Time Record: 449-411 vs. Orioles (1954-present)
1140-866 (.568) vs. BAL/SLB (1902-53)/MLA (1901)**

LONGEST WINNING STREAK

CLE: 17 games (5/21/1954 - 9/6/1954)
BAL: 11 games (6/26/1928 - 5/17/1929)

LAST CLEVELAND SWEEP

at CLE

3-Game: 9/8-9/10/2017
4-Game: 4/8-4/11/1971

at BAL

4/17-4/19/2001
5/10-5/12/1968

LAST BALTIMORE SWEEP

at CLE

3-Game: 4/10-4/12/1987
4-Game: 9/24-9/26/1971

at BAL

7/22-7/24/2016
5/26-5/29/1972

CLEVELAND VS. BOSTON LAST 10 YEARS

Year	Home	Road	Totals
2010	2-2	2-2	4-4
2011	4-2	2-2	6-4
2012	2-2	1-3	3-5
2013	0-3	1-3	1-6
2014	3-0	2-2	5-2
2015	3-0	1-2	4-2
2016	1-2	1-2	2-4
2017	2-2	1-2	3-4
2018	2-1	2-2	4-3
2019	1-2	2-1	3-3

All-Time Record: 1046-987

LONGEST WINNING STREAK

CLE: 11 games (4/12/1996 - 6/25/1996)
BOS: 11 games, two times (last 9/7/1985 - 8/22/1986)

LAST CLEVELAND SWEEP

at CLE

3-Game: 10/2-10/4/2015
4-Game: 6/16-6/19/1994

at BOS

6/23-6/25/1975
4/12-4/15/1996

LAST BOSTON SWEEP

at CLE

3-Game: 4/16-4/18/2013
4-Game: 8/27-8/30/1990

at BOS

4/13-4/15/1993
10/1-10/4/2009

Chicago White Sox

A.L. Central Division

U.S. Cellular Field
333 West 35th Street
Chicago, IL 60616

(312) 674-1000

www.whitesox.com



Senior Vice President, General ManagerRick Hahn

ManagerRick Renteria

4th Season in Chicago-AL (201-284)

5th Season Overall (274-373)

2019: 72-89, 28.5GB, 3rd A.L. Central

Stadium (Year Opened)..... Guaranteed Rate Field (1991)

Capacity.....40,615

Detroit Tigers

A.L. Central Division

Comerica Park
2100 Woodward Avenue
Detroit, MI 48201

(313) 471-2000



www.tigers.com

Executive VP, Baseball Operations & GM Al Avila

Manager Ron Gardenhire

3rd Season in Detroit (111-212)

16th Overall (1179-1251)

2019: 47-114, 53.5GB, 5th A.L. Central

Stadium (Year Opened)..... Comerica Park (2000)

Capacity.....41,083

CLEVELAND VS. CHICAGO LAST 10 YEARS

Year	Home	Road	Totals
2010	4-5	5-4	9-9
2011	3-6	4-5	7-11
2012	3-6	4-5	7-11
2013	8-1	9-1	17-2
2014	7-2	3-7	10-9
2015	3-6	6-4	9-10
2016	6-3	5-5	11-8
2017	5-4	8-2	13-6
2018	8-1	6-4	14-5
2019	5-5	3-6	8-11

All-Time Record: 1082-1097

LONGEST WINNING STREAK

CLE: 14 games (6/28/2013-9/25/2013)

CWS: 12 games (7/6/1941 - 4/17/1942)

LAST CLEVELAND SWEEP

at CLE

3-Game: 6/18-6/20/2018

4-Game: 7/29-8/1/2013

at CWS

5/17-19/1999

9/4-7/2013

LAST CHICAGO SWEEP

at CLE

3-Game: 8/30-9/1/2010

4-Game: 7/23-7/26/2015

at CWS

5/26-5/28/2014

7/5-7/8/1984

CLEVELAND VS. DETROIT LAST 10 YEARS

Year	Home	Road	Totals
2010	8-1	1-8	9-9
2011	5-4	1-8	6-12
2012	6-3	4-5	10-8
2013	1-9	3-6	4-15
2014	4-6	4-5	8-11
2015	3-6	4-5	7-11
2016	7-2	7-2	14-4
2017	6-3	7-3	13-6
2018	8-2	5-4	13-6
2019	10-0	8-1	18-1

All-Time Record: 1115-1125

LONGEST WINNING STREAK

CLE: 17 games (4/11 - 9/19/2019; current)

DET: 10 games, two times (8/11/2011 - 9/28/2011)

LAST CLEVELAND SWEEP

at CLE

3-Game: 9/17-19/2019

4-Game: 7/15-18/2019

at DET

8/27-29/2019

9/1-3/2017 (only time)

LAST DETROIT SWEEP

at CLE

3-Game: 4/10-4/12/2015

4-Game: 8/5-8/8/2013

at DET

9/12-9/14/2014

8/5-8/7/1986

Houston Astros

A.L. West Division

Union Station at Minute Maid Park
501 Crawford, Suite 400
Houston, TX 77002

(713) 259-8000



www.astros.com

General Manager.....James Click

ManagerDusty Baker

1st Season in Houston (0-0)

23rd season Overall (1863-1636)

2019: 107-55, 10.0GA, 1st A.L. West

Stadium (Year Opened)..... Minute Maid Park (2000)

Capacity..... 41,168

CLEVELAND VS. HOUSTON SERIES HISTORY

Year	Home	Road	Totals
1998	1-2	0-0	1-2
1999	0-0	1-2	1-2
2000	2-1	0-0	2-1
2001	0-0	1-2	1-2
2012	0-0	1-2	1-2
2013	4-0	2-1	6-1
2014	2-1	3-1	5-2
2015	3-1	2-1	5-2
2016	2-2	1-2	3-4
2017	2-1	3-0	5-1
2018	2-2	1-2	3-4
2019	1-2	2-2	3-4

All-Time Record: 38-28

LONGEST WINNING STREAKS

CLE: 6 games (4/20/2013-9/22/2013)
HOU: 4 games (6/27/1998 - 7/19/1999)

LAST CLEVELAND SWEEP

at CLE at HOU
3-Game: none 5/19-21/2017
4-Game: 9/19-9/22/2013 none

LAST HOUSTON SWEEP

at CLE at HOU
3-Game: none none
4-Game: none none

Kansas City Royals

A.L. Central Division

Kauffman Stadium
One Royal Way
Kansas City, MO 64129

(816) 921-8000



www.royals.com

Senior VP Baseball Operations & GM..... Dayton Moore

ManagerMike Matheny

1st Season in Kansas City

8th Season Overall (591-474)

2019: 59-103, 42.0GB, 4th A.L. Central

Stadium (Year Opened).....Kauffman Stadium (1973)

Capacity.....37,903

CLEVELAND VS. KANSAS CITY LAST 10 YEARS

Year	Home	Road	Totals
2010	5-4	5-4	10-8
2011	6-3	6-3	12-6
2012	4-5	4-5	8-10
2013	6-3	4-6	10-9
2014	6-4	4-5	10-9
2015	4-6	5-4	9-10
2016	9-1	5-4	14-5
2017	7-3	5-4	12-7
2018	6-3	6-4	12-7
2019	6-3	6-4	12-7

All-Time Record: 382-342

LONGEST WINNING STREAK

CLE: 10 games (7/21/2005 - 9/24/2005)
KC: 9 games (6/11/1973 - 8/15/1973)

LAST CLEVELAND SWEEP

at CLE at KC
3-Game: 7/2-4/2019 7/2-14/2018
4-Game: 6/2-6/5/2016 none

LAST KANSAS CITY SWEEP

at CLE at KC
3-Game: 6/24-6/26/2003 4/12-14/2019
4-Game: 6/15-6/17/1973 none

New York Yankees

A.L. East Division

Yankee Stadium
One East 161st Street
Bronx, NY 10451
(718) 293-4300



www.yankees.com

Senior VP, General Manager Brian Cashman

Manager Aaron Boone
3rd Season in New York/Overall (203-121)

2019: 103-59, 7.0GA, 1st A.L. East

Stadium (Year Opened)..... Yankee Stadium (2009)

Capacity..... 46,537

CLEVELAND VS. NEW YORK LAST 10 YEARS

Year	Home	Road	Totals
2010	1-3	1-3	2-6
2011	2-1	1-3	3-4
2012	1-2	0-3	1-5
2013	1-3	0-3	1-6
2014	2-2	2-1	4-3
2015	2-1	3-1	5-2
2016	1-3	1-2	2-5
2017	2-2	3-0	5-2
2018	2-2	0-3	2-5
2019	2-1	2-2	4-3

All-Time Record: 873-1106

LONGEST WINNING STREAK

CLE: 13 games (7/13/1908 - 9/23/1908)
NY: 13 games (7/2/1976 - 7/7/1977)

LAST CLEVELAND SWEEP

at CLE	at NY
3-Game: 9/11-9/13/1970	8/28-8/30/2017
4-Game: 6/15-6/17/1962	6/3-6/6/1913

LAST NEW YORK SWEEP

at CLE	at NY
3-Game: 8/10-8/12/2007	5/4-5/6/2018
4-Game: 6/21-6/23/1996	7/17-7/20/2003

Oakland Athletics

A.L. West Division

Oakland Coliseum
7000 Coliseum Way
Oakland, CA 94621
(510) 638-4900



www.oaklandathletics.com

Executive VP, Baseball Operations Billy Beane

Manager Bob Melvin
10th Season in Oakland (731-664)
17th Season Overall (1224-1172)

2019: 97-65, 10.0GB, 2nd A.L. West (A.L. Wildcard)

Stadium (Year Opened)..... Oakland Coliseum (1968)

Capacity..... 46,847

CLEVELAND VS. OAKLAND LAST 10 YEARS

Year	Home	Road	Totals
2010	2-4	1-2	3-6
2011	3-1	2-1	5-2
2012	0-4	2-4	2-8
2013	4-0	1-2	5-2
2014	0-3	2-1	2-4
2015	1-2	2-2	3-4
2016	3-0	1-2	4-2
2017	3-1	0-3	3-4
2018	1-2	1-2	2-4
2019	0-3	1-2	1-5

All-Time Record: 242-283 vs. OAK A's (1968-present)
1035-918 (.530) vs. PHA (1901-54)/KCA (1955-67)

LONGEST WINNING STREAK

CLE: 15 games (7/6/1943 - 5/21/1944)
OAK: 15 games (6/12/1914 - 9/20/1914)

LAST CLEVELAND SWEEP

at CLE	at OAK
3-Game: 7/29-7/31/2016	4/10-4/12/2000
4-Game: 5/6-5/9/2013	4/26-4/29/1999

LAST OAKLAND SWEEP

at CLE	at OAK
3-Game: 5/20-5/22/2019	7/14-7/16/2017
4-Game: 8/27-8/30/2012	9/17-9/20/2009

Seattle Mariners

A.L. West Division

T-Mobile Park
1250 First Avenue South
Seattle, WA 98134

(206) 346-4000

www.mariners.com



Executive VP & GM, Baseball Operations..... Jerry Dipoto

Manager**Scott Servais**
5th season in Seattle/Overall (321-327)

2019: 68-94, 39.0GB, 5th A.L. West

Stadium (Year Opened)..... T-Mobile Park (1999)

Capacity.....47,500

Tampa Bay Rays

A.L. East Division

Tropicana Field
One Tropicana Drive
St. Petersburg, FL 33705

(727) 825-3137

www.raysbaseball.com



President, Baseball Operations Matt Silverman

Manager**Kevin Cash**
6th Season in Tampa Bay/Overall (414-396)

2019: 96-66, 7.0GB, 2nd A.L. East (A.L. Wildcard)

Stadium (Year Opened).....Tropicana Field (1998)

Capacity..... 25,025

CLEVELAND VS. SEATTLE LAST 10 YEARS

Year	Home	Road	Totals
2010	1-2	2-2	3-4
2011	2-4	3-0	5-4
2012	2-0	2-4	4-4
2013	4-0	1-2	5-2
2014	1-2	1-2	2-4
2015	1-2	3-1	4-3
2016	1-2	2-2	3-4
2017	2-1	2-1	4-2
2018	1-3	1-2	2-5
2019	2-1	3-0	5-1

All-Time Record: 230-1823

CLEVELAND VS. TAMPA BAY LAST 10 YEARS

Year	Home	Road	Totals
2010	1-2	1-5	2-7
2011	1-2	1-2	2-4
2012	2-2	2-2	4-4
2013	1-2	1-2	2-4
2014	2-1	2-1	4-2
2015	1-2	4-0	5-2
2016	3-0	2-1	5-1
2017	1-2	3-1	4-3
2018	1-2	1-2	2-4
2019	1-3	0-3	1-6

All-Time Record: 96-68

LONGEST WINNING STREAK

CLE: 8 games (9/26/1986 - 6/13/1987)
SEA: 8 games (7/15/1990 - 7/12/1991)

LONGEST WINNING STREAK

CLE: 7 games, two times (4/22/2007 - 8/18/2007)
TB: 6 games (5/21/2004 - 8/14/2005)

LAST CLEVELAND SWEEP

at CLE **at SEA**
3-Game: 8/18-8/20/2000 4/15-4/17/2019
4-Game: 5/17-5/20/2013 none

LAST CLEVELAND SWEEP

at CLE **at TB**
3-Game: 6/20-6/22/2016 8/22-8/24/2003
4-Game: 5/25-5/28/2009 6/29-7/2/2015

LAST SEATTLE SWEEP

at CLE **at SEA**
3-Game: 8/29-8/31/2008 8/20-8/22/2012
4-Game: none none

LAST TAMPA BAY SWEEP

at CLE **at TB**
3-Game: 8/12-8/14/2005 8/30-9/1/2019
4-Game: none none

Texas Rangers

A.L. West Division

Globe Life Field
734 Stadium Drive
Arlington, TX 760111

(817) 533-1972

www.texasrangers.com



President, Baseball Operations/GM Jon Daniels

Manager **Chris Woodward**

2nd Season in Texas/Overall (78-84)

2019: 78-84, 29.0GB, 3rd A.L. West

Stadium (Year Opened).....Globe Life Field (2020)

Capacity.....40,300

CLEVELAND VS. TEXAS LAST 10 YEARS

Year	Home	Road	Totals
2010	1-2	1-2	2-4
2011	0-4	1-5	1-9
2012	3-3	1-2	4-5
2013	3-0	2-1	5-1
2014	3-0	3-1	6-1
2015	1-2	2-1	3-3
2016	1-2	1-3	2-5
2017	3-1	3-0	6-1
2018	2-1	2-1	4-2
2019	2-1	2-2	4-3

All-Time Record: 329-346

LONGEST WINNING STREAK

CLE: 8 games (6/7/2014 - 5/16/2015)
TEX: 13 games (4/26/1978 - 4/17/1979)

LAST CLEVELAND SWEEP

at CLE	at TEX
3-Game: 8/1-8/3/2014	4/3-4/5/2017
4-Game: none	none

LAST TEXAS SWEEP

at CLE	at TEX
3-Game: 9/8-9/9/2009	9/13-9/15/2011
4-Game: 6/2-6/5/2011	none

Toronto Blue Jays

A.L. East Division

Rogers Centre
1 Blue Jays Way
Suite 3200, Gate 9
Toronto, Ontario M5V 1J1

(416) 341-1000

www.bluejays.com



Executive VP & GM, Baseball Operations..... Ross Atkins

Manager **Charlie Montoyo**

2nd Season in Toronto/Overall (67-95)

2019: 67-95, 36.0GB, 4th A.L. East

Stadium (Year Opened).....Rogers Centre (1989)

Capacity.....49,286

CLEVELAND VS. TORONTO LAST 10 YEARS

Year	Home	Road	Totals
2010	4-3	2-1	6-4
2011	1-3	2-1	3-4
2012	1-2	1-2	2-4
2013	2-1	2-1	4-2
2014	1-2	1-2	2-4
2015	2-2	1-2	3-4
2016	2-1	2-2	4-3
2017	3-0	1-2	4-2
2018	1-2	2-2	3-4
2019	4-0	2-1	6-1

All-Time Record: 214-210

LONGEST WINNING STREAKS

CLE: 7 games, two times (8/4/2004 - 5/14/2005)
TOR: 13 games (6/12/1991 - 4/21/1992)

LAST CLEVELAND SWEEP

at CLE	at TOR
3-Game: 7/21-7/23/2017	8/8-8/10/2008
4-Game: 4/4-7/2019	6/20-6/23/1977

LAST TORONTO SWEEP

at CLE	at TOR
3-Game: 5/3-5/5/2010	9/9-9/11/2002
4-Game: 9/5-9/8/1991	6/21-6/24/1991

Arizona Diamondbacks

N.L. West Division

Chase Field
401 E. Jefferson St.
Phoenix, AZ 85004
(602) 462-6500
www.dbacks.com



CLEVELAND VS. ARIZONA SERIES HISTORY

Year	Home	Road	Totals
2002	1-2	0-0	1-2
2003	0-0	1-2	1-2
2005	3-0	0-0	3-0
2011	0-0	2-1	2-1
2014	1-1	1-1	2-2
2017	0-0	0-3	0-3

All-Time Record: 9-10

LONGEST WINNING STREAKS

CLE: 4 games (6/17/2005-6/27/2011)

ARI: 4 games (8/13/2014-4/9/2017; current)

LAST SWEEPS

at CLE

3-Game: 6/17-6/19/2005(CLE)

at ARI

4/7-9/2017 (ARI)

Cincinnati Reds

N.L. Central Division

Great American Ball Park
100 Joe Nuxhall Way
Cincinnati, OH 45202
(513) 765-7000
www.reds.com



CLEVELAND VS. CINCINNATI LAST 10 YEARS

Year	Home	Road	Totals
2010	1-2	1-2	2-4
2011	3-0	2-1	5-1
2012	3-0	0-3	3-3
2013	2-0	0-2	2-2
2014	1-1	0-2	1-3
2015	3-0	2-1	5-1
2016	2-0	2-0	4-0
2017	1-1	1-1	2-2
2018	1-2	3-0	4-2
2019	1-1	2-0	3-1

All-Time Record: 63-50

LONGEST WINNING STREAKS

CLE: 6 games (two times, last 7/18/2015-5/19/2016)

CIN: 4 games three times (7/3/2011 - 6/14/2012)

LAST CLEVELAND SWEEP

at CLE

3-Game: 5/22-5/24/2015

at CIN

8/13-8/15/2018

LAST CINCINNATI SWEEP

at CLE

3-Game: none

at CIN

6/12-6/14/2012

Colorado Rockies

N.L. West Division

Cools Field
2001 Blake Street
Denver, CO 80205-2000
(303) 292-0200
www.rockies.com



CLEVELAND VS. COLORADO SERIES HISTORY

Year	Home	Road	Totals
2002	0-0	2-1	2-1
2003	0-0	0-3	0-3
2004	2-1	0-0	2-1
2005	3-0	0-0	3-0
2008	0-0	0-3	0-3
2011	1-2	0-0	1-2
2014	3-0	0-0	3-0
2017	1-1	0-2	1-3

All-Time Record: 12-13

LONGEST WINNING STREAKS

CLE: 5 games (6/26/2004-6/16/2005)

COL: 5 games (6/17/2008 - 6/21/2011)

LAST CLEVELAND SWEEP

at CLE

3-Game: 5/30-6/1/2014

at COL

none

LAST COLORADO SWEEP

at CLE

3-Game: none

at COL

6/17-6/19/2008

Los Angeles Dodgers

N.L. West Division

1000 Elysian Park Avenue
Los Angeles, CA 90012
(323) 224-1500
www.dodgers.com



CLEVELAND VS. LOS ANGELES SERIES HISTORY

Year	Home	Road	Totals
2003	0-3	0-0	0-3
2008	0-0	2-1	2-1
2014	0-0	2-1	2-1
2017	1-2	0-0	1-2

All-Time Record: 5-7

LONGEST WINNING STREAKS

CLE: 2 games (two times, last 7/1/2014-7/2/2014)

LAD: 3 games (6/13/2003 - 6/15/2003)

LAST LOS ANGELES SWEEP

at CLE

3-Game: 6/13-6/15/2003

4-Game: none

at LAD

none

none

San Diego Padres

N.L. West Division

PETCO Park
100 Park Blvd.
San Diego, CA 92101
(619) 795-5000
www.padres.com



CLEVELAND VS. SAN DIEGO SERIES HISTORY

Year	Home	Road	Totals
2003	2-1	0-0	2-1
2005	0-0	2-1	2-1
2008	2-1	0-0	2-1
2014	2-1	0-0	2-1
2017	0-0	1-2	1-2

All-Time Record: 9-6

LONGEST WINNING STREAKS

CLE: 3 games (6/15/2008-4/9/2014)

SDP: 3 games, (4/9/2014-7/5/2017)

LAST CLEVELAND SWEEP

at CLE at SDP

3-Game: none none

LAST SAN DIEGO SWEEP

at CLE at SDP

3-Game: none none

San Francisco Giants

N.L. West Division

AT&T Park
24 Willie Mays Plaza
San Francisco, CA 94107
(415) 972-2000
www.SFGiants.com



CLEVELAND VS. SAN FRANCISCO SERIES HISTORY

Year	Home	Road	Totals
2005	0-0	3-0	3-0
2008	1-2	0-0	1-2
2011	0-0	0-3	0-3
2014	0-0	0-3	0-3
2017	0-0	1-2	1-2

All-Time Record: 5-10

LONGEST WINNING STREAKS

CLE: 3 games (6/10/2005-6/12/2005)

SFG: 6 games (6/24/2011-4/27/2014)

LAST CLEVELAND SWEEP

at CLE at SFG

3-Game: none 6/10-6/12/2005

LAST SAN FRANCISCO SWEEP

at CLE at SFG

3-Game: none 4/25-4/27/2014

MEDIA GAME DAY INFORMATION

MEDIA RELATIONS DEPARTMENT

Tel: 216/420-4380, Fax: 216/420-4430

ADMISSION TO PROGRESSIVE FIELD

Media must enter the park through the Media Gate, located at the Terrace Club entrance (green awning/Left Field Gate) on Eagle Avenue, on the north side of the ballpark facing the arena.

CLUBHOUSES

The Indians' clubhouse and the visitors' clubhouse are located on the Service Level of the ballpark.

Pre-game: The Indians clubhouse will be open for a required 50 minute time frame designated by the club's Communications Department. Typically for a 7:10pm game the clubhouse would be open from 3:10-4:00pm ET. Day games it is typically open, 10:10-11:00am ET. .

Post-game: Clubhouses will be open to working media with clubhouse credentials no later than 10 minutes after the final out has been made.

Doubleheaders: In between games of a traditional DH, the clubhouse will be closed to the media. However, the manager and select personnel will be available in the multipurpose room between games. Clubhouse is open for 45 minutes between games of a "day/night" doubleheader.

CREDENTIALS

Credentials for access to Progressive Field will be issued to legitimate news-gathering agencies only. The Indians manage all credential requests through MLB's Club Credentialing System at credentials.mlb.com. Media outlets that do not currently have a profile in this system may contact the Indians Communications Department at 216-420-4380 for assistance. Requests must be made **at least 24 hours in advance** of the game date. Credentials must be picked up at the Terrace Club Media Gate (print, radio, on-air talent) or Employee Gate D (TV Crew). No credentials will be mailed.

GAME NOTES

Game notes and statistics are available in the Press Box at least two hours prior to game time.

FIELD

Properly credentialed media will be permitted on the field until one hour prior to game time. Media should enter the field through the gates located at the outfield side of the first and third base dugouts. Media must stay on the track surrounding the batting cage during batting practice. Photographers with field photo credentials will be permitted in the first and third base photo boxes during the game.

INFORMATION GUIDES

Indians record and info guides and media guides of other clubs (while supplies last) are available upon request in the press box.

PRESS BOX

Located in the center of the Press Suite Level. Take the Ontario Street Elevator to Level 4 (the Press Level). Enter through glass double doors and the Press Box entrance is the single door to the right.

PRESS DINING

Located in the center of the Press Suite Level behind the Main Press Box.

Pre-game: The media dining room will be open two hours prior to the game until one hour after scheduled game time serving a full meal. Any credentialed media will have access to the Press Club at a cost of \$11.00 per person. Call the Media Relations Department for more information.

During game: Beverages, along with some cold snacks, will be served at no cost throughout the game.

TELEPHONES

There are complimentary courtesy phones throughout the main press box that have access to 216, 440 and 330 local calls, in addition to toll free numbers.

If you need access to long distance, have specific broadcast needs or need the ability to receive incoming calls, you can order a telephone through AT&T. Please contact AT&T Business Office at (800) 480-8088. Please allow at least five days for them to have your line installed.

PRE-GAME WORKOUT/GATE SCHEDULE AT PROGRESSIVE FIELD

	12:10	1:10	4:10	6:10	7:10	8:10
Pitchers Stretch	9:00	10:00	1:00	3:00	4:00	5:00
Pos Player Stretch	9:15	10:10	1:15	3:15	4:15	5:15
Manager Avail	10:00	11:00	1:15	3:00	4:00	5:00
Starters Hit	9:30	10:30	1:30	3:30	4:30	5:30
Extra Men Hit	10:00	11:00	2:00	4:00	5:00	6:00
Visitors Stretch	10:10	11:10	2:10	4:10	5:10	6:10
Visitors Hit	10:30	11:30	2:30	4:30	5:30	6:30

GATE TIMES: Sunday thru Friday; Gates open 1 hour prior to the game with the exception of the RF District (2 hours) Saturday; Gates open 2 hours prior to the start of the game.

Exceptions; Opening Day (2 hours) and 1:00pm Weekday games (1 hour).

LAST TIME IT HAPPENED...

HITTING

- Last Indian, 6 hits in one game:** OMAR VIZQUEL, August 31, 2004 at New York-AL.
- Last time opponent, 6 hits in one game:** RAFAEL DEVERS, August 13, 2019 vs. Boston.
- Last time opponent, 9 RBI in one game:** JIMMIE FOXX, August 14, 1933 vs. Philadelphia-AL.
- Last time opponent, 8 RBI in one game:** KEN GRIFFEY, July 8, 2000 vs. Cincinnati.
- Last time opponent, 7 RBI in one game:** OMAR INFANTE, Sept. 17, 2015 vs. Kansas City
- Last Indian with 5 (or more) walks in a game:** ANDRE THORNTON (6BB), May 2, 1984 at Baltimore.
- Last Indian with 3 intentional walks in a game:** JIM THOME, May 12, 1998 at Tampa Bay.
- Batter with 8 straight hits:** JULIO FRANCO, June 21-23, 1988.
- Batter with 9 straight hits:** JORGE ORTA, June 14-16, 1980.
- Last batter at least 0-for-33:** PAT TABLER, 1987...FRANKLIN GUTIERREZ was 0 for 32 in 2008.
- Two extra base hits, one inning:** JOSH DONALDSON, September 28, 2018 at KC (7th inning)...HR/2B.
- Two walks in one inning:** MICHAEL BRANTLEY, Sept. 15, 2018 vs. Detroit
- Two triples in one game:** GREG ALLEN, May 29, 2019 at Boston.
- 11 doubles game:** 11 doubles, July 1, 2018 at Oakland.
- Six steals, game:** August 12, 2016 vs. LA Angels (tied club record with 8 stolen bases).
- Four strikeouts; one inning (Cleveland batting):** April 17, 2016 vs. NY Mets (9th inning).
- Shutout in three straight games:** June 12-14, 1991...Did not score in 31 straight IP in 1985 (7/2-5) and in 35.1IP straight from 7/9-14/1965.
- Last time came back from 6-run deficit in the 9th inning:** May 25, 2009 vs. Tampa Bay...Trailed, 10-4, entering the 9th.
- Shutout in Major League debut by opposing pitcher:** September 3, 2002 at Detroit...ANDY VAN HEKKEN
- Non-pitcher pitching:** MIKE FREEMAN, June 29, 2019 at Baltimore...28th non-pitcher.
- Back-to-back triples:** September 2, 2017 at Detroit (Zimmer and Jose Ramirez).
- Back-to-back triples allowed:** August 3, 2016 vs. Minnesota (Dozier/Mauer).
- Pitcher with an RBI:** CARLOS CARRASCO, May 9, 2018 at MIL **Pitcher with 2 hits:** JOSH TOMLIN, May 19, 2016 @CIN
- Pitcher with a home run:** CC SABATHIA, June 21, 2008 at LA Dodgers (HR off Chan Ho Park).
- Pitcher with a grand slam:** STEVE DUNNING, May 11, 1971 vs. Oakland in the 5th inning.
- Grounded into triple play:** TOBY HARRAH, May 31, 1980 vs. Seattle; 3-6-4 triple play.

HOME RUNS

- Inside the park home run at home:** JASON KIPNIS, August 24, 2018 at Kansas City (Mauer)...There have been 7 by Indians batters in Progressive Field
- Two grand slams, one game:** July 26, 2017 vs. LA Angels...Third time in franchise history...BRADLEY ZIMMER (2nd inning) and EDWIN ENCARNACION (11th inning).
- Pinch-hit grand slam:** LONNIE CHISENHALL...April 14, 2017 vs. Detroit (Francisco Rodriguez).
- Home run leading off season:** GRADY SIZEMORE, April 2, 2007 at Chicago-AL off Jose Contreras...3rd time in club history.
- First two batters of game leading off with home runs:** FRANCISCO LINDOR/MICHAEL BRANTLEY, Sept. 15, 2018 vs. Detroit (Michael Fulmer).

Both teams, home runs to lead-off game: September 14, 2015 vs. KC (Jason Kipnis/Alex Gordon).

Three home runs in a row: June 18, 2019 at Texas. JAKE BAUERS, ROBERTO PÉREZ and TYLER NAQUIN (7th inning).

Four home runs in one inning: JUAN URIBE, TYLER NAQUIN, MIKE NAPOLI and LONNIE CHISENHALL. June 26, 2016 at Detroit (5th inning) off Justin Verlander.

Three home runs hit, one inning: Aug. 15, 2019 at New York Yankees (1st inning)

Home runs from both sides of the plate in the same game: JOSÉ RAMÍREZ, Sept. 24, 2019 at Chicago-AL.

Last two batters of game hit homers: JOSÉ RAMÍREZ and TYLER NAQUIN, August 19, 2016 vs. Toronto off Roberto Osuna.

Home run in Major League debut: ROBERTO PÉREZ; July 10, 2014 vs. NY Yankees.

First Major League home being a grand slam: KEVIN KOUZMANOFF; September 2, 2006 at Texas off Edinson Volquez.

PITCHING

Three home runs allowed, one inning: April 15, 2016 vs. NY Mets, 5th inning off Cody Anderson.

Four home runs allowed, one inning: June 29, 2001 vs. Kansas City...MIKE SWEENEY, JERMAINE DYE, RAUL IBANEZ and CARLOS BELTRAN in the 4th Inning off DAVE BURBA.

Last opposing pitcher with 14 strikeouts: JOSE FERNANDEZ, August 2, 2013 at Miami. ZACK GREINKE fanned 15 Indians on August 25, 2009 at KC.

Shutout in 1st Major League game: LUIS TIAN, July 19, 1964 at New York; 3-0; 4-hitter.

Complete game doubleheader shutouts: LUIS TIAN/SAM McDOWELL, Sept 30, 1964 vs. Boston; 5-0 and 3-0.

Three consecutive shutouts: JOHN DENNY, August 28 (vs. Seattle 1-0), Sept. 2 (vs. Oakland 2-0) and Sept. 6 (2-0 vs. CAL), 1981.

Four consecutive shutouts: LUIS TIAN, April 28 (2-0 at Washington), May 4 (2-0 vs. Minnesota), May 7 (8-0 at New York), and May 12 (2-0 at Baltimore), 1968.

Three straight consecutive team game shutouts (individual or combined): August 25-27, 2017 vs. Kansas City ...Club record is 4, Aug. 15-20, 1948.

Last Indian w/at least 27.0IP consecutive scoreless innings: CLIFF LEE, April 13-30, 2008.

Last Indian w/at least 29.1IP consecutive scoreless innings: DAN SPILLNER, 1982.

Last Indians starting pitcher w/3 consecutive starts of at least 10K: TREVOR BAUER, May 27-June 13, 2018.

Last Indians starting pitcher w/5 consecutive starts of at least 10K: COREY KLUBER, July 15-August 8, 2017. (club record)

Last Indian to win at least 15 straight decisions: GAYLORD PERRY, 1974.

Last Indian to win at least 11 straight decisions: CLIFF LEE, 2008.

Complete game in first Major League start: JOHN FARRELL, August 21, 1987 (2nd game) vs. Detroit; 8-3 win.

Last Indian to pitch 10.0 innings in a start: DENNIS MARTINEZ, May 6, 1994 at Baltimore (10.0IP).

Last time Indians pitchers tossed back-to-back complete games: TREVOR BAUER, COREY KLUBER, June 21-22, 2016 vs. TB.

Last time Indians pitchers tossed back-to-back-to-back complete games: TREVOR BAUER, COREY KLUBER, CARLOS CARRASCO, July 28-30, 2015.

Last Indians pitchers to throw consecutive complete game/shutouts (back-to-back games): April 16 and 18, 1981 at Milwaukee (Wayne Garland 1-0, Bert Blyleven 5-0).

Last pitcher with consecutive complete games: COREY KLUBER, August 3-8, 2017.

Last Indians pitcher with 3 consecutive complete games: GREG SWINDELL, July 14-29, 1988 (4 consecutive).

Last Indians rookie to throw a CG shutout: JEREMY SOWERS, July 28, 2006 vs. Seattle.

Last pitcher to walk 5 straight batters: JASON DAVIS, April 24, 2005 at Seattle.

Last time CG/SHO by opponent individual pitchers in consecutive games: BRITT BURNS (Chicago-AL) and MIKE SMITHSON (Minnesota) on July 3-4, 1985.

Last time CG by opponent individuals in consecutive games: SHAWN ESTES and BRANDON WEBB, June 18-19, 2005 vs. Arizona.

SERIES SWEEPS

Three-game sweep at home: Sept. 17-19, 2019 vs DET **Three-game sweep on the road:** Sept. 9-11, 2019 at LA Angels
Four-game sweep at home: July 15-18, 2019 vs DET **Four-game road sweep:** Sept. 4-7, 2017 at Chicago-AL
Five-game sweep: June 11-14, 1954 vs. Boston **Swept in 3-game series at home:** May 20-22, 2017 vs. Oakland
Swept in 3-game series on road: Sept. 27-29, 2019 at WSH **Swept in 4-game series at home:** July 23-26, 2015 vs. CWS
Swept in 4-game series on road: October 1-4, 2009 at Boston

MISCELLANEOUS

Last time made 5 errors/gm: July 27, 2011 vs. LA Angels **Last time made 6 errors/gm:** August 28, 1991 vs. MIN
Last time turned 6 DPs/gm: 6, April 21, 2009 vs. Kansas City **Last time turned 5 DPs/gm:** Sept. 3, 2017 at Detroit
Last time hit into 6 DPs/gm: 6, August 7, 2009 at CWS **Last time hit into 5 DPs/gm:** April 23, 2010 at Oakland
Largest deficit overcome: 12 runs, August 5, 2001 vs. Seattle...Down 12-0 and 14-2 in the 7th inning...Won 15-14, in 11.0IP.
Triple play turned: July 1, 2014 at Los Angeles. 32nd in club history. Fly ball to Brantley in LF, who threw out Gordon out at home plate, Gomes then threw Puig out at second base after double review.
Hit into triple play: SANDY ALOMAR, September 1, 2000 vs. Baltimore...Popped into 6-4-3 triple play...26th triple play turned against the Indians in club history.
Steal of home: LEONYS MARTIN, June 15, 2019 at Detroit (top 8th).
Straight steal of home: LEONYS MARTIN, June 15, 2019 at Detroit (top 8th).
Steal of home allowed: CHRIS OWINGS, April 12, 2019 at KC Royals, bottom 6th (double steal).
Youngest to play for Indians: BOB FELLER, pitcher, 1936; 17 years old.
Oldest to play for Indians: PHIL NIEKRO, pitcher, 1987; 48 years old.
Tie game: August 26, 1986 vs. Toronto (6-6)...Called after 9.0 innings due to rain...Ernie Camacho blew a 6-3 lead in 9th inn.
Last time 3 straight extra inning games: June 17-20, 2009 (club record is four straight, May 1-5, 1910).



25 Main Street, Cooperstown, New York 13320

Phone: (607) 547-7200

Public Relations: (607) 547-0215

E-mail address: info@baseballhall.org

Website: baseballhall.org

Summer Hours: Memorial Day Weekend - Labor Day Weekend: 9 a.m. to 9 p.m.

Regular Hours: 9 a.m. to 5 p.m.

Holiday Closings: Thanksgiving Day, Christmas Day, and New Year's Day.

FACTORY: Jane Forbes Clark (Chairman), Joe Morgan (Vice Chairman), Tim Mead (President), Jeff Jones (Senior Vice President of Finance and Administration), Sean Gahagan (Vice President, Retail Merchandising & Licensing), Erik Strohl (Vice President, Exhibitions and Collections), Ken Meifert (Vice President, Sponsorship & Development)

RESEARCH AND LIBRARY CONTACTS: Jim Gates (Librarian)

CONTACTS: Jon Shestakofsky (Vice President, Communications & Education) and Craig Muder (Comm. Director)

CLUB HALL OF FAME WEEKEND 2020: July 24-27

Inductees of 2020: Derek Jeter, Marvin Miller, Ted Simmons and Larry Walker

Induction Ceremonies Presentation: Sat. July 25, 4:30 p.m. ET **Induction:** Sun. July 26, 1:30 p.m. ET, Clark Sports Center

MEMBERS IN THE HALL OF FAME

A total of 36 former players, managers and executives in the Hall of Fame spent some or part of their professional careers with the Cleveland Indians, including 2019 electee Harold Baines. Thirteen Hall of Famers spent the majority of their careers in an Indians uniform, including Earl Averill, Lou Boudreau, Stan Coveleski, Larry Doby, Bob Feller, Elmer Flick, Addie Joss, Nap Lajoie, Bob Lemon, Joe Sewell, Tris Speaker, Jim Thome and Early Wynn. For a complete list of Cleveland Indians in the Hall of Fame, visit the "Hall of Famers" team pages at www.baseballhall.org.

UNIFORMS AND ARTIFACTS IN COOPERSTOWN

Cap worn by All-Star Game MVP Shane Bieber on July 9, 2019.

Jersey worn by Mike Clevinger on Sept. 22, 2018, when he became the fourth Indians pitcher to reach 200 strikeouts for the season, setting a new record.

Base worn by Jose Ramirez on Sept. 3, 2017, when he tied a record with five extra-base hits in one game.

Cap worn by Francisco Lindor during road games throughout the 2016 Postseason and World Series.

Cap worn by ALCS MVP Andrew Miller during road games of 2016 ALCS.

Jersey and cap worn by Jason Kipnis during the 2015 season.

Cap worn by Corey Kluber on Sept. 6, 2014 when he pitched a complete game for the 14th win of the season en route to winning the AL Cy Young Award.

Cap worn by Lonnie Chisenhall on June 9, 2014 when he recorded three home runs, five RBIs and nine RBI.

Cap worn by Jim Thome for the 604th of his career and final home run of the 2011 season on Sept. 23rd.

Cap worn by Grady Sizemore to record the first grand slam and a ball signed by starter Cliff Lee, the first winning pitcher at Yankee Stadium on April 16, 2009.

Cap worn by Asdrubal Cabrera on August 10, 2007 to commemorate the 50th anniversary of Larry Doby breaking the American League color barrier.

Cap worn by 1997 All-Star Game MVP Sandy Alomar, Jr. at Jacobs Field.

Cap worn by Bob Feller's April 16, 1940 Opening Day no-hitter.



Bat used by Jose Ramirez on Sept. 3, 2017, when he recorded five extra-base hits in one game.

LOOK AHEAD TO 2021

Ballots for the 2021 Hall of Fame/BBWAA election will be distributed following the 2020 season with results from the election scheduled to be announced in January 2021. A partial list of first-year candidates for election includes Mark Buehrle, Tim Lincecum, Torii Hunter and Aramis Ramirez. Historical information on past BBWAA elections and the election process can be accessed at www.baseballhall.org or by contacting the Hall of Fame Communications Department.

CONNECT TO COOPERSTOWN

For up-to-the-minute news from Cooperstown, visit at www.baseballhall.org. Stay up-to-date on all the activity at the Hall of Fame's official site and through social networking on Facebook, Instagram, Twitter and YouTube.

If you would like to receive interesting stories and timely news items direct from the Hall of Fame and get the inside track on the latest happenings in Cooperstown, sign up for *Inside Pitch*. There's no cost to receive our weekly electronic newsletter in your e-mail box at home or work and it's easy to enroll: Just log on to www.baseballhall.org/media/museum-facts.

If you have an interest in receiving *Around The Horn*, the Hall's monthly media newsletter, please send an e-mail to info@baseballhall.org. Be sure to include your name, name of organization and e-mail address. Or visit www.baseballhall.org/media-info.

RESEARCH ASSISTANCE

The Hall of Fame is pleased to provide assistance in baseball research and members of the media are encouraged to utilize this valuable baseball resource whenever necessary by calling the Public Relations department at (607) 547-0215, or the Library Reference desk at (607) 547-0330.

SPRING TRAINING INFORMATION

DEVELOPMENT COMPLEX

2601 South Wood Blvd.
Goodyear, AZ 85338

GOODYEAR BALLPARK

1933 South Ballpark Way
Goodyear, AZ 85338



CLUB CONTACTS

Team Operations Office	(623) 302-5678
Bart Swain, Director, Baseball Information	(216) 420-4386
Court Berry-Tripp, Assistant Director, Baseball Information.....	(216) 420-4391
Jack Efta, Special Assistant to DBI	(216) 420-4598
Press Box	(623) 882-3148
Ticket Office Main	(623) 882-3130
Tickets	(623) 882-3130 / (800) 745-3000

RECENT SPRING ATTENDANCE RECORDS

Year	Home Attendance	Total Attendance	Record
2007	71,593 (15)	174,980 (31)	16-14-1
2008	87,301 (15)	218,224 (32)	15-14-3
2009	99,824 (18)	247,184 (35)	12-20-3
2010	61,240 (14)	187,978 (31)	19-9-3
2011	59,744 (16)	154,231 (31)	15-14-2
2012	74,836 (16)	187,186 (32)	7-22-3
2013	77,590 (17)	194,805 (35)	17-16-2
2014	67,445 (15)	191,928 (31)	20-9-2
2015	85,874 (16)	209,917 (33)	14-18-1
2016	87,079 (16)	235,207 (34)	18-12-4
2017	101,517 (16) B	206,435 (36)	17-16-3
2018	97,010 (15)	267,427 (35) B	19-13-3
2019	88,812 (15)	231,278 (34)	17-14-3

Note: 1995 was strike year. ^{ST1} Replacement players, ^{ST2} Regular players;
B - All-Time Spring High

2020 INDIANS SPRING EXHIBITION SCHEDULE

DAY	DATE	OPPONENT	SITE	R/TV/INTERNET	AZ TIME
Saturday	Feb. 22	CINCINNATI REDS	Goodyear	WTAM	1:05pm
Sunday	Feb. 23	at Kansas City Royals	Surprise	WTAM	1:05pm
Monday	Feb. 24	at Colorado Rockies	Salt River		1:10pm
Tuesday	Feb. 25	CHICAGO WHITE SOX	Goodyear	Indians.com	1:05pm
Wednesday	Feb. 26	at San Diego Padres	Peoria	Indians.com	1:10pm
Thursday	Feb. 27	LOS ANGELES DODGERS	Goodyear	SportsTime OH/ALT 99.1	1:05pm
Friday	Feb. 28	at Chicago White Sox	Glendale	WTAM	1:05pm
Saturday	Feb. 29	(ss) at Oakland A's	Mesa	WTAM	1:05pm
		(ss) at Oakland A's	Las Vegas	SportsTime OH	1:05pm PT
Sunday	1-March	(ss) ARIZONA DIAMONDBACKS	Goodyear	WTAM	1:05pm
		(ss) at Oakland A's	Las Vegas	SportsTime OH	1:05pm PT
Monday	2-March	at Texas Rangers	Surprise	Indians.com	1:05pm
Tuesday	3-March	LOS ANGELES ANGELS	Goodyear	SportsTime OH	1:05pm
Wednesday	4-March	at Arizona Diamondbacks	Salt River	SportsTime OH	1:10pm
Thursday	5-March	at San Francisco Giants	Scottsdale	Indians.com	1:05pm
Friday	6-March	OAKLAND A's	Goodyear	ALT 99.1	1:05pm
Saturday	7-March	CHICAGO CUBS	Goodyear	WTAM	1:05pm
Sunday	8-March	at Colorado Rockies	Salt River	ALT 99.1	1:10pm
Monday	9-March	(ss) SAN FRANCISCO GIANTS	Goodyear		1:05pm
		(ss) at Los Angeles Angels	Tempe	SportsTime OH	1:10pm
Tuesday	10-March	OFF DAY			
Wednesday	11-March	KANSAS CITY ROYALS	Goodyear	WTAM	1:05pm
Thursday	12-March	SAN DIEGO PADRES	Goodyear	WMMS	1:05pm
Friday	13-March	at Milwaukee Brewers	Maryvale	SportsTime OH/Indians.com	1:05pm
Saturday	14-March	at Chicago Cubs	Sloan (Mesa)	Indians.com	1:05pm
Sunday	15-March	COLORADO ROCKIES	Goodyear	WTAM	1:05pm
Monday	16-March	at Los Angeles Dodgers	Glendale	ALT 99.1	1:05pm
Tuesday	17-March	(ss) CINCINNATI REDS	Goodyear	SportsTime OH	6:05pm
		(ss) at Seattle Mariners	Peoria		1:10pm
Wednesday	18-March	TEXAS RANGERS	Goodyear	SportsTime OH/WMMS	6:05pm
Thursday	19-March	at Chicago White Sox	Glendale		6:05pm
Friday	20-March	MILWAUKEE BREWERS	Goodyear	WTAM	6:05pm
Saturday	21-March	SEATTLE MARINERS	Goodyear		6:05pm
Sunday	22-March	at Cincinnati Reds	Goodyear	SportsTime OH	12:05pm
Monday	23-March	at Houston Astros	Houston, Texas		7:10pm CT
Tuesday	24-March	at Houston Astros	Houston, Texas		1:10pm CT

All games 1:05PM Arizona (MST) time unless otherwise noted ALL CAPS indicate home games (ss)—split squad
(WTAM) indicates games broadcast on NewsRadio WTAM 1100 AM, Cleveland Indians Radio Network and indians.com;
(WMMS) indicates games broadcast on WMMS 100.7 FM, Cleveland Indians Radio Network and indians.com
(99X) indicates games broadcast on 99.1 FM, Cleveland Indians Radio Network and indians.com.

Indians Spring Training Sites

Goodyear, AZ	2009-current	Lakeland, FL	1923-1927	Alexandria, LA	1910-1911
Winter Haven, FL	1993-2008	Dallas, TX	1921-1922	Macon, GA	1907-1909
Tucson, AZ	1947-1992	New Orleans, LA	1916-1920	New Orleans, LA	1905-1906
Clearwater, FL	1946	San Antonio, TX	1915	San Antonio, TX	1904
Lafayette, IN	1943-1945	Athens, GA	1914	New Orleans, LA	1902-1903
Ft. Myers, FL	1940-1942	Pensacola, FL	1913		
Louisiana	1928-1939	New Orleans, LA	1912		

INDIANS BROADCAST HISTORY

The early days of baseball play-by-play broadcasting in Cleveland were highlighted by change. Broadcasting legend Tom Manning, known for his field announcing at League Park, was heard over radio station WTAM from 1929-31 covering most home games. Ellis Vander Pyl started the 1932 season on WHK, but was quickly replaced by another broadcasting legend, former Tribe player Jack Graney. For the next decade, when Tribe baseball was on the air, Graney was at the mike. His noteworthy partners included Gil Gibbons, Pinky Hunter and Lou Henry. In 1945, no Cleveland baseball broadcasts were heard because of radio network commitments. Permanent radio play-by-play of Indians games was established in 1946 when Bill Veeck purchased the team. Before the sale, no games were broadcast in 1946. Soon after the Veeck purchase, four stations carried the Tribe game of June 28, 1946 (Graney and Bob Neal on WGAR, Earl Harper on WJW, Don Campbell on WHK, and Manning on WTAM).

YEAR	RADIO	TV
1947	WGAR Jack Graney Van Patrick	
1948	WJW Jack Graney Jimmy Dudley	WEWS Van Patrick
1949	WJW Jack Graney Jimmy Dudley	WEWS Bob Neal Tris Speaker
1950	WERE Jack Graney Jimmy Dudley	WXEL Jack Graney Jimmy Dudley
1951	WERE Jack Graney Jimmy Dudley	WXEL Hal Newell
1952-1953	WERE Jack Graney Jimmy Dudley	WXEL Bob Neal Red Jones
1954-1955	WERE Jimmy Dudley Ed Edwards	WXEL Ken Coleman Jim Britt
1956	WERE Jimmy Dudley Tom Manning	WEWS Ken Coleman Jim Britt
1957	WERE Jimmy Dudley Bob Neal	WEWS Ken Coleman Jim Britt
1958-1960	WERE Jimmy Dudley Bob Neal	WEWS Ken Coleman Bill McColgan
1961	WERE Jimmy Dudley Bob Neal	WJW Ken Coleman Harry Jones
1962-1963	WERE Jimmy Dudley Harry Jones	WJW Ken Coleman Bob Neal

YEAR	RADIO	TV
1964	WERE Jimmy Dudley Harry Jones	WJW Bob Neal Herb Score
1965-1967	WERE Jimmy Dudley Bob Neal	WJW Harry Jones Herb Score
1968	WERE Bob Neal Herb Score	WJW Harry Jones Mel Allen
1969-1971	WERE Bob Neal Herb Score	WJW Harry Jones Dave Martin
1972	WERE Bob Neal Herb Score	WJW Harry Jones Rocky Colavito
1973-1974	WWWE Herb Score Joe Tait	WJW Harry Jones Mudcat Grant
1975-1976	WWWE Herb Score Joe Tait	WJW Rocky Colavito Bob Brown
1977	WWWE Herb Score Joe Tait	WJW Harry Jones Mudcat Grant
1978	WWWE Herb Score Joe Tait	WJW Jim Mueller Eddie Doucette
1979	WWWE Herb Score Joe Tait	WJW Joe Castiglione Fred McLeod
1980-1981	WWWE Herb Score Nev Chandler	WUAB Joe Tait Bruce Drennan

YEAR	RADIO	TV	YEAR	RADIO	TV
1982	WWWE Herb Score Nev Chandler	WUAB Joe Tait Bruce Drennan	1998-1999	WTAM Tom Hamilton Dave Nelson Mike Hegan	WUAB Jack Corrigan Mike Hegan
		Ten TV Joe Castiglione Bob Feller			Fox Sports Ohio Rick Manning John Sanders
1983	WWWE Herb Score Nev Chandler	WUAB Joe Tait Reggie Rucker	2000-2001	WTAM Tom Hamilton Mike Hegan Matt Underwood	WUAB Jack Corrigan Mike Hegan
		Sports Ex Bob Feller Jack Corrigan Denny Schreiner			Fox Sports Ohio Rick Manning John Sanders
1984	WWWE Herb Score Nev Chandler	WUAB Joe Tait Reggie Rucker	2002-2005	WTAM Tom Hamilton Matt Underwood Mike Hegan	Fox Sports Net Rick Manning John Sanders Mike Hegan
1985-1987	WWWE Herb Score Steve Lamar	WUAB Joe Tait Jack Corrigan	2006	WTAM Tom Hamilton Matt Underwood Mike Hegan	SportsTime Ohio Rick Manning John Sanders Mike Hegan
1988	WWWE Herb Score Paul Olden	WUAB Jack Corrigan Steve Lamar			WKYC Rick Manning Jim Donovan
1989	WWWE Herb Score Paul Olden	WUAB Jack Corrigan Mike Hegan	2007-2008	WTAM Tom Hamilton Mike Hegan	SportsTime Ohio Matt Underwood Rick Manning
1990	WWWE Herb Score Tom Hamilton	WUAB Jack Corrigan Mike Hegan			WKYC Rick Manning Jim Donovan
		SportsChannel Rick Manning Dan Coughlin	2009	WTAM Tom Hamilton Mike Hegan	STO/WKYC Matt Underwood Rick Manning Al Pawlowski
1991-1997	WWWE Herb Score Tom Hamilton	WUAB Jack Corrigan Mike Hegan	2010-11	WTAM Tom Hamilton Mike Hegan Jim Rosenhaus	STO/WKYC Matt Underwood Rick Manning Al Pawlowski
		SportsChannel Rick Manning John Sanders	2012-20	WTAM Tom Hamilton Jim Rosenhaus	STO/WKYC Matt Underwood Rick Manning

BROADCASTERS AND WRITERS HONORED BY THE NBHOF

The equivalent of Hall of Fame induction for broadcasters and sportswriters is the Ford C. Frick Award and the J. G. Taylor Spink Award, respectively. Three individuals have been honored for their coverage of the Indians. Tribe play-by-play voice Jimmy Dudley received the Frick award in 1997.

Gordon Cobbleddick (1977) and Hal Lebovitz (2000) have been honored with the Spink award.

THE FIRST TELECAST

The first local telecast of an Indians' game took place on May 15, 1948 as Cleveland met the White Sox in an afternoon game at Cleveland Municipal Stadium. The game was telecast on WEWS-TV, Cleveland's only TV station at the time. The announcer was Van Patrick.

ITEMS OF INTEREST

FIRST-YEAR PLAYER DRAFT

Major League clubs meet once a year for the purpose of drafting high school, college and junior college eligible players. High school players become eligible following completion of their senior year or after withdrawing from and remaining out of school for at least 365 days; college players become eligible following completion of their junior or senior years or if they are at least 21 years old (within 45 days of the completion of the draft) and between school years; and junior college players become eligible following their freshmen or sophomore years.

Selection of a player in the first-year player draft (Monday, June 3, 2019) entitles the club to the exclusive right of negotiation with that player through July 12 at 5PM ET, the signing deadline, for all draft picks other than college seniors (or other players who have utilized all of their NCAA eligibility) for whom the club has the exclusive right of negotiation for approximately one year.

If a first or second round draft pick (or a free agent compensation pick between the first and second rounds) does not sign by the July 12 signing deadline, the selecting club receives the subsequent pick in the following year's draft.

ROOKIE QUALIFICATIONS

A player shall be considered a rookie unless, during a previous season or seasons, he had a) exceeded 130 at-bats or 50 innings pitched in the Major Leagues; or 2) accumulated more than 45 days on the active roster of a Major League club or clubs during the period of a 25-player limit (excluding time in the military service and time on the disabled list).

SAVE RULE

Rule 10.19 – The official scorer shall credit a pitcher with a save when such pitcher meets all four of the following conditions 1) he is the finishing pitcher in a game won by his club; and 2) he is not the winning pitcher; and 3) he is credited with at least 1/3 of an inning pitched; and 4) he satisfies one of the following conditions: a) enters the game with a lead of no more than three runs and b) pitches for at least one inning, c) enters the game, regardless of the count, with the potential tying run either on base, or at bat, or on deck (that is, the potential tying run is either already on base or is one of the first two batsmen he faces); or d) pitches for at least three innings.

MAJOR LEAGUE SERVICE

- Is credited for each day a player appears on an active roster or Major League disabled or suspended list.
- In the case of a player called up from the Minor Leagues, is credited beginning with the date he physically reports.
- In the case of a Major League player who is traded and reports in the normal course, service is not interrupted.
- In the case of a Major League player sent down to the Minor Leagues, is credited through the date of the assignment.
- In the case of a player who is unconditionally released, is credited through the date waivers are requested.
- In the case of the player designated for release or assignment (MLR 2), is credited after the designation, through the date of the actual assignment or the request for unconditional release waivers.
- For a player who appears on his club's opening day roster, is credited as of the earliest scheduled opener, without regard to the actual opening date of his own club.
- Is credited at the rate of 172 days per "year," though the season is actually 183 days long
- Is not credited during any period or periods of optional assignment totaling 20 days or more during a single season.

MAJOR LEAGUE ROSTER LIMITS

The Major League active roster is limited to 26 players from opening day through August 31 except in the case of a doubleheader. Beginning in 2012, roster limits were expanded to 26 for any doubleheader except for a rescheduled doubleheader when it occurs on the day after the canceled game or a doubleheader in which one game is the continuation of a suspended game. The active roster limit is 40 players from September 1 through the end of season.

BATTING-PITCHING QUALIFICATIONS

To qualify for the American League batting championship, a player must have 502 or more plate appearances. (3.1 for each of the 162 scheduled games.) Pitchers must work 162 or more innings to qualify for the earned run average title.

DEFINITION OF A NIGHT GAME

Any game scheduled to start after 5:01PM will be considered a night game. Two-night doubleheaders shall be included in doubleheader statistics and shall be considered two night games for single-admission doubleheaders starting after 4:00PM. When afternoon and night games are played on the same date with separate admissions, the games shall be day and night and count as single games.

CONSECUTIVE GAME HITTING STREAKS

A consecutive-game hitting streak shall not be terminated if all the player's plate appearances (one or more) result in a base on balls, hit batsman, defensive interference or a sacrifice bunt. The streak shall terminate if the player has a sacrifice fly and no hit.

HOW TO FIGURE

BATTING AVERAGE

Divide the total number of hits collected by a player by the total number of at-bats (i.e. Player A is 12-for-40 or .300).

SLUGGING PERCENTAGE

Divide the number of total bases by the total number of at-bats (i.e. Player A's 12 hits include six singles (6), one double (2), two triples (6) and three home runs (12) for 26 total bases in 40 at bats and a .650 slugging percentage).

EARNED RUN AVERAGE

The total number of earned runs allowed by a pitcher is divided by the total number of innings pitched and then multiplied by nine for his per game average (i.e. Pitcher B has allowed 12 earned runs in 45 innings of work for a 2.40 ERA).

FIELDING AVERAGE

The sum of putouts and assists is divided by the sum of putouts, assists and errors (i.e. Player C has made 16 putouts and 24 assists and two errors. That's 40 putouts and assists divided by 42 chances for a fielding average of .952).

WON-LOST PERCENTAGE

Divide the number of victories by the total number of games played (i.e. 22 wins and 18 losses produce a winning percentage of .550).

ON-BASE PERCENTAGE

The sum of hits plus total bases on balls plus hit-by-pitches is divided by the sum of at-bats plus total bases on balls, hit-by-pitches and sacrifice flies (Does not include being awarded first base on interference or obstruction).

MAGIC NUMBER

Determine the number of games yet to be played, add one, then subtract the number of games ahead in the the loss column of the standings from the closest opponent.

OPS

OPS equals On-Base Percentage plus Slugging Percentage. OPS is a simple way to get an overall summary of a batter's production. It combines the two most important factors in offense - reaching base (OBP) and advancing runners (SLG), and as a result it tracks very closely with runs scored, better than using just OBP or SLG by itself.

OTHER ALL-TIME TEAMS

Several all-time Indians teams have been chosen over the years. In 1951, an all-time team was chosen in conjunction with the 50th anniversary of the American League. The players chosen for that team were: Hal Trosky (1B), Nap Lajoie (2B), Joe Sewell (SS), Ken Keltner (3B), Tris Speaker (OF), Earl Averill (OF), Joe Jackson (OF), Steve O'Neill (C), Cy Young (P), and Mel Harder (P). These players also comprised the first 10 inductees to the Cleveland Indians Hall of Fame.

2020 MAJOR LEAGUE IMPORTANT DATES

FEBRUARY 12

First date players may be placed on the 60-Day Injured List

MARCH 2

First date to renew Major League contracts

MARCH 10

Last date to assign an injured player to a Minor League Club, if permissible

MARCH 11

Last date to renew Major League contracts

MARCH 16

Last date a XX(B) player signed to a Minor League contract qualifies for a Retention Bonus

MARCH 21

Last date to select or release a XX(B) "Retention Bonus" player before a bonus obligation

MARCH 23

The earliest date that a Club may backdate a placement on the 7-day/10-day/15-day Injured List

MARCH 26

Official opening of 2020 season - rosters reduced to 26 players and 13 pitchers

APRIL 2

First date 10-day Injured List players may be reinstated, if permissible

APRIL 5

First date optioned position players may be recalled, if permissible

APRIL 10

First date optioned pitchers may be recalled, if permissible

JUNE 10 - 12

2020 First-Year Player Draft, Omaha, NE

JULY 2

Beginning of 2020 - 2021 international signing period

JULY 10

Signing deadline for Rule 4 drafted players – 5:00pm ET

JULY 31

Trade deadline – 4:00pm ET

AUGUST 31

Post-season eligibility lists are established by 11:59pm ET

SEPT 1

Active Major League player limit increased from 25 to 28 players and 14 pitchers

SEPT 28

All players on optional assignment must be recalled

All players on the 7-day, 10-day, and 15-day Injured Lists must be reinstated

OCTOBER AFTER WORLD SERIES CONCLUDES

1st Day After Eligible XX(B) players become free agents at 9:00am ET

4th Day After Last date to request waivers on draft-excluded players until next spring

5th Day After Last date to reinstate players from the 60-day Injured List

Last date to outright potential Minor League free agent without

Last date for former Club to tender qualifying offer to XX(B) players

XX(B) free agents may sign with any Club at 5:00pm ET

Minor League players become free agents at 5:00pm ET, if applicable

15th Day After Last date for XX(B) player to accept qualifying offer from former Club

NOVEMBER 18

Last date to ask Outright Waivers on an injured player, if permissible

NOVEMBER 20

Last date to outright an injured player to the Minor Leagues, per Article XIX(C)

Reserve lists for all Major and Minor League levels filed, by 6:00pm ET

DECEMBER 2

Tender deadline

DECEMBER 10

Major League Rule 5 Draft - Winter Meetings, Dallas, TX