

HOUSTON★ASTROS.

OFFICIAL 2020

MEDIA GUIDE

YORDAN ALVAREZ
2019 AL ROOKIE OF THE YEAR



JUSTIN VERLANDER
2019 AL CY YOUNG



2020 SCHEDULE

MARCH / APRIL

SUN	MON	TUE	WED	THU	FRI	SAT
				26 6:10 A	27 7:10 A	28 6:10 A
29 1:10 A	30 9:07 As	31 9:07 As	1 2:37 As	2	3 9:07 A	4 9:05 A
5 3:07 A	6	7 7:10 M	8 7:10 M	9	10 7:05 T	11 8:05 T
12 1:35 T	13 TB	14 6:10 TB	15 6:10 TB	16	17 7:10 A	18 6:10 A
19 1:10 A	20 6:10 TB	21 7:10 TB	22 7:10 TB	23 1:10 TB	24 7:10 As	25 3:10 As
26 1:10 As	27	28 8:40 A	29 2:40 A	30 9:10 S		

JUNE

SUN	MON	TUE	WED	THU	FRI	SAT
	1	2 6:10 M	3 6:10 M	4	5 6:05 C	6 3:05 C
7 12:05 C	8	9 7:10 T	10 7:10 T	11 7:10 T	12 7:10 S	13 3:10 S
14 1:10 S	15	16 9:10 S	17 9:10 S	18	19 9:37 As	20 7:15 As
21 3:07 As	22 7:10 T	23 7:10 T	24 7:10 T	25	26 7:10 T	27 3:10 T
28 1:10 T	29 6:10 C	30 6:10 C				

AUGUST

SUN	MON	TUE	WED	THU	FRI	SAT
						1 6:10 C
2 1:10 C	3	4 7:10 A	5 1:10 A	6 7:10 A	7 7:10 A	8 6:10 A
9 1:10 A	10 9:10 S	11 9:10 S	12 3:10 S	13 9:07 A	14 9:07 A	15 8:07 A
16 3:07 A	17 7:10 S	18 7:10 S	19 1:10 S	20	21 7:10 T	22 6:10 T
23 1:10 T	24 6:10 D	25 6:10 D	26 6:10 D	27 12:10 D	28 7:10 S	29 6:10 S
30 1:10 S	31					

MAY

SUN	MON	TUE	WED	THU	FRI	SAT
					1 9:10 S	2 8:10 S
3 3:10 S	4 7:05 KC	5 7:05 KC	6 1:05 KC	7 7:10 S	8 7:10 S	9 6:10 S
10 1:10 S	11 7:10 KC	12 7:10 KC	13 7:10 KC	14	15 7:10 NY	16 3:05 NY
17 6:09 NY	18 3:07 B	19 6:07 B	20 6:07 B	21	22 6:10 B	23 6:15 B
24 6:09 B	25 6:10 As	26 7:10 As	27 7:10 As	28 1:10 As	29 7:10 A	30 3:10 A
31 1:10 A						

JULY

SUN	MON	TUE	WED	THU	FRI	SAT
			1 6:10 C	2 12:10 C	3 5:05 W	4 10:05 W
5 12:35 W	6	7 7:10 P	8 7:10 P	9 1:10 P	10 7:10 D	11 3:10 D
12 1:10 D	13	14	15	16	17 9:07 As	18 9:07 As
19 3:07 As	20 7:05 T	21 7:05 T	22 7:05 T	23 7:05 T	24 7:10 C	25 6:10 C
26 1:10 C	27 7:10 As	28 7:10 As	29 1:10 As	30	31 7:10 C	

SEPTEMBER

SUN	MON	TUE	WED	THU	FRI	SAT
		1 7:10 M	2 7:10 M	3 6:40 M	4 7:10 S	5 6:10 S
6 1:10 S	7 7:07 A	8 9:07 A	9 9:07 A	10	11 7:05 T	12 6:05 T
13 1:35 T	14 7:10 A	15 7:10 A	16	17 7:10 C	18 7:10 C	19 6:10 C
20 1:10 C	21 6:05 NY	22 6:05 NY	23 6:05 NY	24 6:05 NY	25 6:20 A	26 6:15 A
27 2:20 A						

TENTATIVE SCHEDULE AS OF 1/19/20
SUBJECT TO CHANGE

HOME FRIDAY NIGHT
PREMIERES AWAY





ON THE COVER:

The 2020 Houston Astros Media Guide cover highlights the Astros two Baseball Writers Association of America award winners from the 2019 season, American League Rookie of the Year **Yordan Alvarez** and American League Cy Young Award Winner **Justin Verlander**.

The cover also highlights the Astros as 2019 American League Champions, their second pennant in a three-year span.

Alvarez is the Astros third Rookie of the Year Award winner, joining first baseman **Jeff Bagwell**, who won the National League award in 1991 and shortstop **Carlos Correa**, who won the American League award in 2015. He also became the fifth Cuban native to win the Rookie of the Year, joining **Tony Oliva** (1964), **José Canseco** (1986), **José Fernández** (2013) and **Jose Abreu** (2014).

Justin Verlander, who makes his second straight appearance on the Astros Media Guide cover, took home his second-career Cy Young Award and his first since also earning the AL Cy Young and AL MVP Awards in 2011 while with Detroit. Verlander is the fourth Astros pitcher to win a Cy Young, joining right-handers **Mike Scott** (NL, 1986) and **Roger Clemens** (NL, 2004), and left-hander **Dallas Keuchel** (AL, 2015).

TABLE OF CONTENTS

All-Star Game	442	Astros Foundation	4	Pinch-Hitting Records	381
1968 All-Star Game	442	Astros Youth Academy	6	Pitching Records	
1986 All-Star Game	443	Caravan and FanFest	7	20-Game Winners/No-Hit Games	404
2004 All-Star Game	444	Community Leaders	5	Individual Pitching	375
All-Star Selections	422	Doubleheaders All-Time	405	Team Pitching	379
All-Time Roster	424	Fielding Records		Season and Career Top 10	386
Attendance Records	410	Individual Records	382	Year-by-Year Individual Leaders	390
Astros Attendance in Houston	411	Team Fielding	383	Year-by-Year Team Statistics	391
Astros Attendance on the Road	411	Front Office	10	Player Biographies	50
Home Series Attendance	411	Staff Directory	10	Postseason Records	431
Monthly Attendance	409	Executive Bios	14	Rookie Records	
Team Series Attendance	410	History and Records	344	Batting/Pitching	381
Top 10 Postseason Home Crowds	412	Houston's Major League History	349	Rules	
Top 25 Reg. Season Home Crowds	412	Retired Numbers	344	Media Guidelines	457
Year-by-Year Attendance	409	Stadium History	357	MLB Retractable Roof Guidelines	470
Awards		Uniform History	358	Scouting and Player Development	238
BBWAA Awards	420	Home Runs		Affiliate Directory	242
Gold Glove Award Winners	4421	Double-Digit Rookie Homers	394	Affiliates:	
MVP Winners	420	Grand Slams	398	Round Rock Express	248
Pitchers of the Month	422	Inside-the-Park Home Runs	401	Corpus Christi Hooks	252
Player Development Awards	238	Walk-Off Home Runs	400	Fayetteville Woodpeckers	255
Players of the Month	422	Last Time It Happened	366	Quad Cities River Bandits	258
Batting Records		Last Trade With	435	Tri-City ValleyCats	261
Hitting Streaks	394	League Leaders	402	Gulf Coast League Astros	264
Individual Batting	372	Media Information	452	Dominican Summer League	267
Season and Career Top 10	386	Media Information – Spanish	454	Baseball Operations Staff	241
Single-Season Leaders by Position	417	Media Wall of Honor	362	Minor League Coordinators	243
Team Batting	377	Minute Maid Park	464	Minor League Players	274
Year-by-Year Individual Leaders	390	Ballpark Information	466	Organizational Leaders	240
Year-by-Year Team Statistics	392	By the Numbers/Dimensions	468	Scouting Staff	241
Best Win-Loss Records by Game	408	Construction Facts	468	The Astros Dominican Academy	272
Birthdays	236	Home Run Distance Leaders	437	Season in Review, 2018	306
Broadcasters		Leaders	436	Spring Training	446
Current	458	Seating Diagram	469	Sweeps Charts	406
Historical	360	Obituaries, 2019	319	Win-Loss Records	383
Coaching Staff		Opening Day		Year-by-Year Results	407
All-Time Roster	428	Game Results	413		
Current Staff	34	Lineups	414		
Communications Staff	461	Opponents	327		
Community	2	Orbit	8		

ALL RIGHTS RESERVED, COPYRIGHT 2020, HOUSTON ASTROS BASEBALL

The Houston Astros official 2020 Media Guide was printed on Feb. 21, 2020. It was prepared by the Astros Communications Department with information available by that date. Statistics were generated by the MLB Information System, MLB.com, MiLB.com, Baseball-Reference.com, the Elias Sports Bureau and STATS, Inc. For more information and updates on materials, please contact the Astros Communications department.

Editor: Steve Grande

Editorial Assistance: Anita Sehgal, Gene Dias, Chris Peixoto, Meshach Sullivan, Sarah Kincart

Cover, Interior and Additional Graphics: Anita Sehgal, Jason Wooden, Alex Grigas, Tyler Groh, Kim Rogers, Larry Provitt

Photography: Alex Bierens de Haan, Tucker Cascadden, Cato Cataldo, Getty Images

Printing: Absolute Color



ASTROS COMMUNITY AFFAIRS

OVERVIEW

The Astros Foundation and Community Relations team manage a wide variety of community and charitable programs that focus on supporting youth baseball and softball, honoring members of our nation's military and veterans, aiding in the fight against childhood cancer, and helping address pervasive issues in our society such as homelessness and domestic violence. These efforts are an investment in the Houston community and speak to a culture of giving back that touches every facet of the Astros organization.

In 2019, the Astros Foundation continued to emphasize a commitment to service, and serving the Houston community at-large, with the Astros Foundation Volunteer Corps. Launched in 2014, the Astros Foundation Volunteer Corps recorded more than 16,000 hours, and boasted more than 4,000 registered volunteers who participated in over 300 events in 2019 alone.

A cornerstone of the Astros Foundation is the Astros Youth Academy, which offers local youth an opportunity to learn about and experience the game of baseball and softball. In 2019, the Astros Youth Academy softball team won its second-consecutive MLB Reviving Baseball in Inner Cities World Series Championship.

The Astros Foundation continued to grow the Community Leaders program, which provides young baseball and softball players with the environment and resources they need to develop mentally and physically.

Through fundraising and volunteer efforts, the Astros Foundation supports many local non-profits, dedicating thousands of volunteer hours each year.

In 2017, the Astros Foundation was awarded the Allan H. Selig Award for Philanthropic Excellence, Major League Baseball's highest recognition of the charitable efforts of its clubs, for the Astros Community Leaders program.

To learn more about the Astros Foundation and community programs, please visit www.astros.com/community or www.astros.com/foundation.





ASTROS COMMUNITY AFFAIRS

ASTROS ITEMS

The Astros' commitment to our community includes assisting qualified local 501(c)(3) nonprofits with their fundraising efforts through in-kind donations, including promotional or autographed items, tickets or ballpark related in-kind experiences. All requests must be made online. Information is available at Astros.com/community.



ASTROS PLAYER, ALUMNI AND FRONT OFFICE APPEARANCES

Astros players, alumni, owners and executives make a select number of appearances throughout the year. Businesses and groups who wish to request an appearance by an Astros player, alumnus or front office member should complete and submit an appearance application at least four to six weeks prior to the proposed event. The application should include detailed information on the event including specific date, time, exact location of the appearance, how many people will be in attendance and the purpose of the event. The Astros online appearance request forms are available at www.astros.com/community.





THE ASTROS FOUNDATION

The Astros Foundation, the official 501(c)(3) team charity of the Houston Astros, seeks to harness the passion of our fans to support youth sports and education programs, the recognition/honor of our nation's military, childhood cancer and domestic violence awareness, and efforts to reduce homelessness. Its cornerstone initiatives include the Community Leaders program, the Astros Youth Academy and the Astros RBI (Reviving Baseball in Inner Cities) program.



The Astros Foundation hosts several marquee events throughout the year, including the Diamond Dreams Gala, Share2Care 50/50 Raffle, Safe At Home Luncheon & Style show, Badges & Bases H-Town Rundown, The MVP Coffee Series and the Astros Foundation /AT&T Sportsnet Charity Broadcast.





ASTROS COMMUNITY LEADERS

MLB Commissioner Rob Manfred and Astros Owner and Chairman Jim Crane with the Allan H. Selig Award for Philanthropic Excellence, which was awarded to the Astros Community Leaders program in 2017.



Developed by Astros Owner and Chairman Jim Crane, the Community Leaders program seeks to provide the next generation of young athletes with the environment and resources they need to develop physically and mentally. Baseball and softball teach young players the importance of teamwork, perseverance and commitment, principles that will serve them not only on the field, but throughout their lives.

The Community Leaders program has grown significantly since its inception in 2013. Through the help of its generous corporate partners, the program now impacts thousands of children and their youth baseball and softball leagues throughout the city, providing additional resources, instructional player and coaching clinics, infrastructure enhancements, uniforms and equipment. The Community Leaders program has expanded its footprint and scope to include established community centers and youth programs throughout Greater Houston, and provides tens of thousands of uniforms and equipment to children at no cost.

For its efforts, the Community Leaders program received the 2017 Allan H. Selig Award for Philanthropic Excellence, Major League Baseball's highest honor for the charitable efforts of its clubs.





ASTROS YOUTH ACADEMY 2801 VICTORY DRIVE, HOUSTON, TX 77088

A cornerstone of the Astros youth baseball and softball initiative is the Houston Astros Youth Academy, which provides free baseball and softball instruction, life-skills training and academic support to young athletes in the Greater Houston Area. The Academy's experienced staff members serve over 10,000 participants, year-round.

The Academy is also home to the Houston Astros RBI program, JrRBI program, summer camps and year-round clinics. Astros RBI, in its fifth year as an Astros Foundation-run program, has already established a legacy of success, particularly the Astros RBI Softball Team, which has won consecutive national titles the last two years (2018-19). Additionally, the Astros RBI Senior Boys (2014-17) and Junior Boys (2015-18) each have four appearances in the RBI World Series.

Since 2014, over 150 RBI members have received baseball or softball opportunities to continue playing at the collegiate level. Since 2015, six RBI members have been drafted by Major League Baseball teams.





ASTROS 2020 CARAVAN AND FANFEST

The 2020 Houston Astros Caravan hit the road in January to bring the excitement for the upcoming season to Astros fans all over Texas! This year's Astros Caravan made stops throughout Houston, Round Rock and Corpus Christi to give Astros players, coaches and broadcasters an opportunity to connect with and thank fans for their support. Highlighted stops featured visits to Texas Children's Hospital, the Houston Food Bank, the Military Entrance Processing Station and the Barbara Bush Literacy Foundation.



Over 10,000 fans took part in the Astros annual FanFest presented by H-E-B on Saturday, Jan. 18. The annual event, which has free admission, featured free autograph sessions with current and former players, fan forums, multiple photo experiences, swings in the batting cages, running the bases and throws in the bullpen. One of the highlights of the day was the announcement of the Class of 2020 for the Astros Hall of Fame presented by Houston Methodist: Lance Berkman, Cesar Cedeño, Judge Roy Hofheinz, Roy Oswalt, Billy Wagner and Bob Watson.



PLAYERS

PLAYER
DEVELOPMENT

2019 REVIEW

OPPONENTS

HISTORY
AND RECORDS

SPRING TRAINING

MEDIA
INFORMATION

MINUTE MAID
PARK



ORBIT



Height: Can you really put a measurement on FUN?
Weight: A lot less in outer space
Species: Homerunus Spectacularus
Birthplace: Foul Territory of the Grand Slam Galaxy
Age: How long is a light-year?

Since rejoining the team in 2012 as the official mascot of the Houston Astros, Orbit has quickly become one of the most popular mascots in baseball and all of sports! During pregame, you can often find him giving a fun Astros "welcome" to some of baseball's top athletes such as Mike Trout, Aaron Judge, and Albert Pujols. During the game itself, be on the lookout for some of Orbit's signature shenanigans which can happen on the field or even right next to you in the stands.

Whether it's on the dugout, in the stands or on the field, Orbit's hilarious hijinks have garnered attention from some of the world's top media outlets, including ESPN, MLB Network, FOX Sports, CBS Sports, SB Nation, Yahoo! Sports, The Huffington Post, USA Today, E! Online, MTV, and GQ Magazine to name a few! Many of these performances can be found online, where their respective videos have collectively garnered nearly two billion views.

Orbit's contributions don't stop on the field. In the community, Orbit makes nearly 300 appearances a year! These include everything from public appearances such as community festivals and parades, to private events such as corporate events and birthday parties. Orbit also has been known to participate in a number of promotional stunts throughout the year, including taking on the BP MS 150 bike ride from Houston to Austin, rappelling down the side of the Four Seasons hotel, and tag-teaming events such as the Houston Marathon and the Cypress Triathlon with other Houston-area mascots. Additionally, Orbit offers a series of educational assembly shows geared toward elementary schools that cover topics such as literacy, anti-bullying, saying no to drugs, STEM and preparing for the STARR test.

In 2019, Orbit joined the team on their trip to Monterrey, Mexico, as they played the Los Angeles Angels as a part of MLB's International Series. This was Orbit's fourth international trip, including a trip to Japan (2014) and Mexico (2016) and Taiwan (2018).

In 2017, Orbit released his very first children's book, Orbit's First Day of School! The book covers topics such as making new friends, how to handle bullies, embracing differences, celebrating strengths and practicing respect. They are available for purchase exclusively at the Astros Team Store at Minute Maid Park.

NOTES


- He's a World Series Champion!
- Starred in an ESPN "This Is SportsCenter" commercial
- Named the "Best Mascot in Houston" by the Houston Press three years running
- Three-time nominee of MLB.com's "Greatness in Baseball Yearly Awards" (GIBBYs)
- Two-time winner of the GameOps.com "Best Mascot" Award
- Selected as the only mascot to represent Major League Baseball's All-Star team in the 2014 Japan All-Star Series
- Winner of the inaugural "Mascot Madness" contest by Yahoo! Sports
- Voted "Sexiest Alien Alive" by Extraterrestrial Magazine

ORBIT APPEARANCES

Book Orbit for your next event! He does birthdays, corporate events, Bar-Mitzvahs, sorority inductions, surprise haircuts and potty-training celebrations just to name a few!

For more information, please call 713-259-8303 or visit www.astros.com/orbit.
 You can also find Orbit on Facebook, Twitter, and Instagram @OrbitAstros!

FOR THE FOR THE FOR THE
H H H
FOR THE FOR THE FOR THE
H H H
FOR THE FOR THE FOR THE



ASTROS FRONT OFFICE



EXECUTIVE OFFICE

Owner and Chairman.....	Jim Crane
Executive Advisor, Business Operations.....	Reid Ryan
Senior Vice President, Business Operations	Marcel Braithwaite
Senior Vice President, Revenue	Matt Brand
Senior Vice President, Community Affairs and Executive Director, Astros Foundation	Twila Carter
Senior Vice President, General Counsel & President of Astros Golf Foundation	Giles Kibbe
Senior Vice President, Marketing and Communications.....	Anita Sehgal
Chief Financial Officer.....	Michael Slaughter
Vice President, Tax	Vito Ciminello
Vice President, Communications	Gene Dias
Vice President, Strategy and Analytics.....	Michael Dillon
Vice President, Stadium Operations	Bobby Forrest
Vice President, Information Technology	Chris Hanz
Vice President, Foundation Development	Marian Harper
Vice President, Merchandising and Retail Operations.....	Tom Jennings
Vice President, Ticket Sales and Services.....	Creighton Kaholii
Vice President, Human Resources	Vivian Mora
Vice President, Finance.....	Doug Seckel
Vice President, Event Sales and Operations.....	Stephanie Stegall
Vice President, Corporate Partnership.....	Jeff Stewart
Vice President, Marketing.....	Jason Wooden
Senior Counsel	Leslie Oguchi
Associate Counsel	David Eads
Paralegal	Jessi Merlo
Executive Assistants	Eileen Colgin, Adriana Moya
Administrative Assistant	Brittany Redeaux

BASEBALL OPERATIONS

General Manager.....	James Click
Assistant General Manager, Player Development	Pete Putila
Special Assistant to the General Manager.....	Craig Biggio, Enos Cabell
Special Assistant to the General Manager, Player Personnel.....	Kevin Goldstein
Senior Director, Player Evaluation	Ehsan Bokhari
Senior Director, Baseball Strategy.....	Bill Firkus
Senior Director, Baseball Operations.....	Armando Velasco
Director, Latin American Operations.....	Caridad Cabrera
Director, Player Evaluation	Charles Cook
Director, Minor League Operations	Derrick Fong
Director, Research and Development.....	Sarah Gelles
Director, Advance Information	Tom Koch-Weser
Director, Team Operations	Derek Vigoa
Senior Manager, Player Valuation & Economics	Brendan Fournie
Manager, Pro Scouting	Matt Hogan
Manager, Minor League Logistics & Housing	Juan Huitron
Manager, Baseball Administration	Alexandra Noboa
Manager, Major League Video and Technologies	Antonio Padilla
Manager, International Scouting	Brian Rodgers
Manager, Major League Strategy.....	Will Sharp
Manager, Baseball Technology	Sam Visser
Supervisor, National Scouting	Kris Gross
Area Supervisor (South Texas/Puerto Rico).....	Roman Ocumarez
Coordinator, Dominican Academy Operations	Jessica Ben
Coordinator, Baseball Strategy	Anthony Caccione
Coordinator, Player Evaluation	Ryan Courville
Coordinator, Major League Advance Information.....	Tommy Kawamura
Coordinator, Minor League Operations	Rafael Soto
Assistant, Baseball Operations.....	Kyle McLaughlin
Assistant, Latin American Operations.....	Elizabeth Nunez
Associate Scouting Analyst.....	Cam Pendino
Player Evaluator	Aaron DelGiudice

BASEBALL OPERATIONS, RESEARCH AND DEVELOPMENT

Program Manager, Research and Development.....	Catherine Cage
Senior Analyst, Research and Development	Ryan Ferguson



Senior Architect, Research and Development.....	Andy Dysart
Senior Developer, Research and Development.....	Danny Friedheim
Manager, Research and Development.....	Adam Brodie
Full-Stack Developer, Research and Development.....	Chandler Evans
Machine Learning Engineer, Research and Development.....	Kristen Mori
Front-End Developer, Research and Development.....	Jaken Herman
Senior Research Scientist, Research and Development.....	Bill Johnson
Data Modeler, Research and Development.....	Ryan Lind
Full-Stack Developer, Research and Development.....	Nathan Verlin

BROADCASTING

Manager, Broadcasting.....	GINNY GRANDE
TV Announcers.....	Geoff Blum, Todd Kalas
Radio Announcers.....	Robert Ford, Steve Sparks
Spanish Radio Announcers.....	Francisco Romero, Alex Treviño
Radio Producer/Engineer.....	Matt Boltz

BUSINESS OPERATIONS

Senior Director, Business Operations.....	Dan O'Neill
Senior Director, Risk Management.....	Monica Rusch
Coordinator, Risk Manager.....	Susan Godfrey

BUSINESS STRATEGY & ANALYTICS

Senior Director, Strategy and Analytics.....	Jay Verrill
Manager, CRM.....	J. Chase Kanaly
Fellow, CRM.....	Amanda Hardin
Fellow, Strategy & Analytics.....	Caroline Cobb

CLUBHOUSE

Clubhouse and Equipment Manager.....	Carl Schneider
Visiting Clubhouse Manager.....	Steve Perry
Clubhouse Attendants.....	David Burd, Stacy Gallagher
Manager, Florida & Minor League Clubhouse Operations.....	Trevor Morris
Assistant, Florida & Minor League Clubhouse Operations.....	Brandon Blade

COMMUNICATIONS

Senior Manager, Communications.....	Steve Grande
Manager, Communications.....	Chris Peixoto
Coordinator, Communications.....	Meshach Sullivan

COMMUNITY AFFAIRS, ASTROS FOUNDATION, ASTROS YOUTH ACADEMY

Director, Youth Academy.....	Daryl Wade
Manager, Youth Academy.....	Duane Stelly
Manager, Community Relations and Astros Foundation.....	Rachel Bubier
Program Manager, Community Relations and Astros Foundation.....	Hugo Mojica
Coordinator, Community Affairs and Astros Foundation.....	Andrew Remson
Coordinator, Youth Academy.....	Megan Hays
Community Outreach Executives.....	Jeff Bagwell, Bill Brown, Jose Cruz, Jimmy Wynn

CORPORATE PARTNERSHIPS

Director, Corporate Partnerships.....	Melissa Hahn
Director of Sales, Corporate Partnerships.....	Jimmy Comerota, Keshia Henderson
Account Executive, Corporate Partnerships.....	Enrique Cruz
Account Manager, Corporate Partnerships.....	Ashley Hays, Lauren Hill, Haleigh Sanders
Coordinator, Corporate Partnerships.....	Pavan Peketi

ENGINEERING, SECURITY AND STADIUM OPERATIONS

Senior Director, Stadium Operations.....	Thomas Bell
Director, Security and Parking.....	Ben Williams
Director, Team Security.....	Armando Jurado
Manager, Engineering.....	Michael Seighman
Manager, Event Security.....	Roy Pippin Jr.
Manager, Parking.....	Gary Rowberry
Specialist, Security Operations.....	Jason Vaughan
Supervisor, Engineering.....	Brian Hayward
Stadium Operations Supervisor.....	William Connaught
Engineering Supervisor.....	Johnny Burton



Technicians Kevin Chap, Joe Cisneros, Julian Delgado, Ray Flores, Seth Foreman, Alfredo Gonzalez, Juan Gonzalez, Jason Helmerich, Angel Hernandez, Eric King, Orlando Mendenhall, Marset Mitchner, Michael Nelson, Cesar Ramirez Sr., Zach Todar

FINANCE

Senior Director, Finance Abby Brantley
 Director, Finance Luke Franken
 Senior Analyst, Accounting Michael Harrington, Brad Russell
 Analyst, Accounting Emily Lado
 Senior Manager, Payroll Michelle Ober
 Manager, Payroll Jessica Brooks

GOLF FOUNDATION

Tournament Director, Astros Golf Foundation/Houston Open Colby Callaway
 Sales Manager, Astros Golf Foundation/Houston Open Brian White
 Controller, Astros Golf Foundation/Houston Open Angie Crenwelge
 Manager, Volunteers and Events, Astros Golf Foundation/Houston Open Monica Whitt
 Tournament Coordinator, Astros Golf Foundation/Houston Open Eric Redeker

GROUNDS CREW

Head Groundskeeper Izzy Hinojosa
 Assistant Groundskeeper James Vaughn
 Groundskeeper Willie Berry
 Groundskeeper III Jake Cooley, Mike Lidecker, Sixto Zapata

GUEST SERVICES AND TOURS

Senior Director, Guest Services Michael Kenny
 Senior Manager, Guest Services Kristen Lundgren
 Coordinator, Tours Chris Rawls, Paige Bownds
 Receptionist Helen Washington

HUMAN RESOURCES

Director, Human Resources Jennifer Springs
 Senior Manager, Benefits & Compensation Edna Chan Troncoso
 Manager, Human Resources Cameron Schneider
 Manager, Safety Lena Vogt
 Coordinators, Human Resources Heather Kuehn, Tabitha Terrell, Ashley Bannister

INFORMATION TECHNOLOGY

Director, Applications and Data Chris Josefy
 Director, Audio/Visual Lowell Matheny
 Director, Project Management Karambir Kalsi
 Senior Project Manager Brian Summons
 Systems Manager Alex Shinpoch
 Operations Manager Dusty Thibodeaux
 Service Desk Manager Cindy Saenz
 System Coordinator Daymon Jackson
 Networking Coordinator Clint Naron
 IT Client Support Chris Fuentes
 IT Specialist Merlin Griggs, Jane Liao, Justin Montez, Jonathan Santana, Jonathan Viernes
 Technician, Audio/Visual Nicholas Starr

MARKETING

Senior Director, Fan Experience Chris Garcia
 Senior Director, Operations and Insights Craig Swaisgood
 Director, Content Brianna Hughes
 Director, Advertising and Digital Marketing Eric Sorensen
 Senior Manager, Marketing Entertainment Kyle Hamsher, Richard Tapia
 Senior Manager, Promotions and Events Daniel Klimpel
 Senior Manager, Creative Services and Associate Creative Director Alex Grigas
 Senior Manager, Video Content Adam Edwards
 Manager, Marketing Projects Larry Provitt
 Manager, Production Garret Young
 Lead Video Editor/Content Producer Justin Petty
 Graphic Designer Tyler Groh, Kim Rogers, Clint Self
 Team Photographer Alex Bierens De Haan



Coordinator, Digital Marketing.....	Catie Willis
Coordinator, Grassroots Marketing.....	Meehee Kim
Coordinator, Marketing Entertainment.....	Oscar Liendo
Coordinator, Photography.....	Tucker Cascadden
Coordinator, Production.....	Nick Turner
Coordinator, Promotions and Events.....	Hannah Kirsch, Liz Sherman
Coordinator, Social Media.....	Ryan Lasneske
Producer, Content.....	Matt Rewis
Assistant, Video Production.....	Logan Lozano

MEDICAL STAFF

Head Athletic Trainer and Head Physical Therapist.....	Jeremiah Randall
Major League Assistant Trainer.....	Lee Meyer
Major League Assistant Trainer and Physical Therapist.....	Sam Bell
Head Strength and Conditioning Coordinator.....	Dan Howells
Major League Strength and Conditioning Coach.....	Brendan Verner
Major League Assistant Strength and Conditioning Coach.....	Taylor Rhoades
Head of Sports Science.....	Jose Fernandez
Mental Skills Coordinator.....	Jesse Michel, Ph.D., CMPC

RETAIL AND MERCHANDISING OPERATIONS

Senior Buyer.....	Josiah Gallow
Buyer.....	Brandon Pemble
Assistant Buyer.....	Shamaine St. Julien
Manager, Authentication.....	Mike Acosta
Manager, Retail Operations.....	Brandon Puls
Manager, Retail Store.....	Micah Arceneaux
Manager, Warehouse.....	Ada East
Coordinator, Office Services.....	Shelton Starling

SPECIAL EVENT SALES AND OPERATIONS

Director, Special Events.....	Jean Hardy
Manager, Special Event Operations.....	Kassie Chatelain
Account Executive, Special Events.....	Caleb Ambrose, Alexis Blanchard, Jordan Keller
Coordinators, Special Event Operations.....	Katherine Diehm, Mario Flores, Bridgette Fries

TICKET SALES AND SERVICES

TICKET OPERATIONS:

Director, Ticket Operations.....	Mark Cole
Director, Box Office Operations.....	Bill Cannon
Manager, Ticket Operations.....	Trevor Purvis
Manager, Box Office Operations.....	Marcus Barefield II
Representative, Ticket Operations - Technology.....	Jerry Delgado
Representative, Ticket Operations.....	Cody Sanchez

PREMIUM SERVICES:

Senior Director, Premium Services & Retention.....	Jeff Close
Manager, Premium Service.....	Maria-Eleni Koinis
Manager, Premium Sales.....	Greg Van Sickler
Senior Account Manager, Season Ticket Services.....	Jeff Troncoso, Kara Looker, Lawrence Pious, Michael Hurley
Account Manager, Season Ticket Services.....	Mary Hail, Bailey Loden, Marcie Mendoza, Erik Robertson, Sarah Salibo, Nicole Schuttenhelm

GROUP SALES:

Director, Group Sales.....	Mariza Lerma
Senior Account Executive, Group Sales.....	Brent Broussard
Account Executive, Group Sales.....	Mamadou Ba, Dean Bisceglia, Corina Hewitt, Patrick McDermott, Marcus McNutt, Natalie Paige, Olivia Podaras, Ryan Veinotte,

SEASON TICKET SALES:

Director, Season Ticket Sales.....	Adam Martelli
Account Executive, Season Ticket Sales.....	Alex Alley, Dreion Barrow, Matt Connelly, Nicholas Hart, Christian Jablonski, Jordan Johnson, Blake Mullen, Carlee Stetson, Christian Thames

PREMIUM SALES:

Senior Director, Ticket Sales.....	P.J. Keene
Senior Account Executive, Premium Sales.....	Cody Vanghel
Account Executive, Premium Sales.....	Brandon Caporale, Christian Duda, Juan Guerrero, Ethan Miller



JIM CRANE

OWNER & CHAIRMAN



On Nov. 17, 2011, Major League Baseball unanimously approved the purchase of the Houston Astros by a group headed by Houston businessman Jim Crane, marking the beginning of an era of Astros baseball.

As Owner and Chairman, Jim Crane hit the ground running upon taking control of the Astros in 2011 by immediately putting his plan to rebuild the franchise into action. As a highly successful businessman in Houston and former standout college pitcher, Jim's credentials made him the perfect choice to build a winning team both on and off the field in Houston.

From the start, Jim was clear about his goals: to make the Astros a ballclub that can have sustained success at the Major League level by building a top-notch farm system and to provide Astros fans with an outstanding experience at Minute Maid Park.

In just six years, Jim Crane took the Astros from worst to first in spectacular fashion. Houston's farm system, which was ranked as one of the worst in baseball in 2011, recovered in a three-year span to be ranked as the best in baseball in 2014. Since then, that same farm system has produced multiple Major Leaguers and everyday players and has given the Astros the ability to pull off multiple trades, all signed off on by Crane, including the acquisitions of Justin Verlander in 2017, Gerrit Cole in 2018 and Zack Greinke in 2019.

Buoyed by promotions and acquisitions, the Major League club went from a 111-loss season in 2013 to ultimately winning its first World Series Championship in 2017. The club has continued to produce at the highest level, as the Astros posted 100-plus wins in three consecutive seasons (2017-19). In 2019, the Astros set a franchise record with 107 regular season wins and won the American League pennant, their second in a three-year span.

In order to make the experience at Minute Maid Park one of the best in baseball, the Astros have made several large-scale renovations to the ballpark under Jim's leadership. The multi-million-dollar investment in center field, the addition of the Astros Hall of Fame Alley and the renovations and enhancements to the ballpark's suites were the most recent innovative updates that showcase Jim's commitment to making Minute Maid Park a great destination for fans of all ages.

Jim recognized the need for a new Astros Spring Training facility and successfully moved the team to West Palm Beach in 2017, where players and fans now enjoy a first-class, state-of-the-art facility, FITTEAM Ballpark of the Palm Beaches. Through a partnership, Jim also purchased an office building five miles from the Spring Training facility and had it redeveloped into a Hilton Garden Inn branded hotel which serves the public as well as Astros players, staff and families.

He also successfully brokered the purchase of the Double A Corpus Christi Hooks in 2015 and was closely involved with the acquisition of a Class A Advanced affiliate in the Carolina League in 2017. In 2019, that team had a new stadium built in Fayetteville, N.C., and a new nickname, Fayetteville Woodpeckers. Ballpark Digest recognized the Woodpeckers' brand with the 209 Logo/Branding of the Year Award in 2019. The Round Rock Express also rejoined the Astros family as the Triple A affiliate, starting in 2019.

Under Jim's leadership, the Astros have supported several of MLB's diversity initiatives, including MLB's eighth annual Civil Rights Game and ancillary activities as well as MLB's Diversity Summit, a sports employment and business opportunity career and trade fair. Houston has twice hosted the Urban Invitational, a nationally-televised collegiate baseball tournament designed to give HBCUs and their baseball programs national exposure, as well as the Breakthrough Series, a collegiate and professional scouting showcase featuring a diverse group of top high school players in the country.

Passion for the Game

Jim hails from St. Louis, Mo. where he became a loyal, spirited fan of the St. Louis Cardinals. As a teenager, he caddied for members of the Cardinals team at local golf clubs and parked cars for patrons at Cardinals games. Jim was impressed by the Cardinals' caring, family atmosphere and the team's close ties with the local community. He has carried these values forward throughout his life in business, philanthropic and personal relationships.

As a young man, Jim put his innate passion for baseball into action at Central Missouri State University (now the University of Central Missouri), where he was a standout pitcher for the Mules from 1973-76 under the late, revered coach, Robert Tompkins. Jim still holds the Mules' single-game strikeout record with 18, and in 1997, was inducted into the Central Missouri State University Athletic Hall of Fame.

Jim was the primary underwriter of a \$1.2 million renovation in 1998 of the old Mules Field on the University of Central



Missouri campus. On Jan. 21, 1998, the facility was renamed the James R. Crane Stadium/Robert N. Tompkins Field in honor of Jim and his beloved coach. Jim continues to contribute to the college annually to provide athletic scholarships for Mules baseball. On Jan. 29, 2017, Jim was enshrined in the Missouri Sports Hall of Fame for his outstanding pitching career at the University of Central Missouri, his generous donations to UCM baseball and his successful efforts in rebuilding the Houston Astros franchise.

Jim earned a Bachelor of Science degree in industrial safety from Central Missouri State University in 1976. This led to a loss-control job evaluating commercial risks for an insurance company and then a move to Houston in 1982, where he entered the freight forwarding business.



Whitney and Jim Crane

Success in the Business World

In March of 1984, at the age of 30 and with \$10,000 borrowed from his sister, Jim founded Eagle USA Airfreight (EGL, Inc.). In his first office located in Houston with a sole employee, Jim handled the loading and trucking himself. The company made money in its first month, and Jim ultimately built it into an organization of more than 10,000 employees with 400-plus facilities in 139 countries. EGL was named one of Houston's "Best Places to Work," and reached No. 599 on the Fortune 1000 list during Jim's tenure. Jim has been the recipient of a long list of awards and honors for his entrepreneurial activities and business successes. The company was acquired in an LBO transaction in August 2007.

In August of 2008, Crane formed Crane Worldwide Logistics (CWL), a premier global provider of customized transportation and logistics services. CWL continues to grow rapidly with experienced members of Crane's management team and sales force at the helm.

Jim's love of baseball is unabated, and he has added the game of golf to his athletic endeavors. He acquired the Floridian, a private golf resort in Palm City, Fla., in 2010. In 2017, Jim ventured into the restaurant business and opened Osso & Kristalla and Potente named after his children. In 2018, he also took ownership of the Houston Open, the PGA TOUR tournament that was in danger of leaving the city. The tournament is operated under the Astros Golf Foundation and will transition to the Memorial Park Golf Course in 2020.

Jim also acquired Davaco, a leader in high-volume remodels and technology deployments for global brands. He then started a software company, Modiant, as well as Crane Safety, a commercial safety supply company.

Giving Back

As Astros Owner and Chairman, Jim has embraced the opportunity to give back to the City of Houston and beyond. In the immediate aftermath of Hurricane Harvey, Jim and the Astros ownership group were among the first to pledge \$4 million to relief efforts. Jim also facilitated the shipment of more than 240,000 pounds of disaster relief supplies to Puerto Rico, where he was instrumental in transporting families of Astros and other MLB players, as well as hospitalized patients in critical condition, to safety.

One of his first initiatives was the creation of the Astros Community Leaders program, which won the prestigious Allan H. Selig Award for Philanthropic Excellence in 2017. In 2018, Jim introduced the Astros Golf Foundation to ensure that PGA golf and the funds it provides to local communities will continue to thrive. The Houston Open is now presented by the Astros Golf Foundation and has already made a huge impact to the Houston community, including a multi-million dollar renovation to the Memorial Park Golf Course in the city's center.

Jim is committed to providing local children the opportunities he feels baseball afforded him in his youth. A multi-million-dollar partnership was formed with the City of Houston's Parks and Recreation Department and included participation from several corporate partners, whose financial donations supported the field refurbishments, year-round maintenance, league programming and uniforms. Now, tens of thousands of young athletes receive free uniforms, equipment, tickets to Astros games and professional instruction through the Community Leaders program. The parents, coaches and league participants also benefit from different types of clinics through the Community Leaders program, attending clinics on coaching, groundskeeping, nutrition, education, and much more.

"Baseball was very important to my development," Jim said. "Playing baseball made me a lot more confident and comfortable in my ability to achieve things. I'd like to be able to help more kids get the opportunities I had through baseball."

Jim has been the recipient of a long list of awards and honors for his entrepreneurial activities and business successes. Just this offseason, Jim was named a Living Legend by MD Anderson, he was presented with the Ben Taub Humanitarian Award at their Jubilee of Caring event, and he took home a 2019 Houston Sports Award as the Executive of the Year. In May 2018, he received the Public Service Award from the American Leadership Forum and was also inducted into the St. Louis Sports Hall of Fame where he received the August A. Busch, Jr. Award. On November 1, 2018, Jim was inducted into the Texas Business Hall of Fame and in December 2018 received the Jack Buck Award from the Missouri Athletic Club in St. Louis, Missouri.

HOUSTON ASTROS OWNERSHIP HISTORY

Roy Hofheinz, R.E. "Bob" Smith (1962-65) and partners ... 1962-1976
GE Credit, Ford Motor Credit ... 1976-1979
John McMullen ... 1979-1992

Drayton McLane Jr. ... 1992-2011
Jim Crane ... 2011-present



JAMES CLICK

GENERAL MANAGER



James Click was named the 13th General Manager in Astros franchise history on Feb. 3, 2020.

Click, 42, joins the Astros from the Tampa Bay Rays, where he served as the club's Vice President of Baseball Operations for the last three seasons (2017-19). Click's career with Tampa Bay spanned 14 years, originally joining the club as a Coordinator of Baseball Operations in 2006. Since then, he also served as the Rays Director of Baseball Research and Development and later Director of Baseball Operations.

In his role as the VP of Baseball Operations, Click was involved in guiding and overseeing all aspects of the baseball operations department. His areas of focus were research and development, strategic planning, and innovation, with particular attention on the Rays' efforts to create and maintain department wide initiatives on player evaluation, player assessment, roster configuration, trade and contract negotiation, league relations, and staff management.

In his 14 years with the Rays, Click worked alongside current decision-makers across the baseball landscape, including Dodgers President of Baseball Operations Andrew Friedman, Red Sox Chief Baseball Officer Chaim Bloom and current Rays Senior Vice President of Baseball Operations and General Manager Erik Neander.

A Durham, N.C. native and graduate of Yale University (B.A., History), Click wrote for Baseball Prospectus for several years before joining the Rays. He and his wife, Ace, have two sons, Sam and Nate.



HOUSTON ASTROS GENERAL MANAGERS

Gabe Paul Oct. 25, 1960 – April 27, 1961
Paul Richards Sept. 7, 1961 – Dec. 12, 1965
Spec Richardson July 27, 1967 – July 10, 1975
Tal Smith Aug. 7, 1975 – Oct. 26, 1980
Al Rosen Oct. 26, 1980 – Sept. 13, 1985
Dick Wagner Sept. 13, 1985 – Oct. 23, 1987
Bill Wood Dec. 7, 1987 – Oct. 5, 1993

Bob Watson Oct. 5, 1993 – Oct. 23, 1995
Gerry Hunsicker Nov. 10, 1995 – Nov. 1, 2004
Tim Purpura Nov. 1, 2004 – Aug. 27, 2007
Ed Wade Sept. 20, 2007 – Nov. 27, 2011
Jeff Luhnow Dec. 7, 2011-Jan. 13, 2020
James Click Appointed Feb. 3, 2020



PETE PUTILA

ASSISTANT GM, PLAYER DEVELOPMENT



Pete Putila (pronounced puh-TELL-uh) enters his 10th season with the Astros and his first as assistant general manager. In his new role, Pete is involved with all aspects of baseball operations with a focus on player development and sports medicine and performance.

Pete joined the Astros organization in 2011 as a baseball operations intern responsible for assisting with administration across baseball operations, amateur scouting, pro scouting and player development. He was hired full-time to the position of baseball operations assistant in September of 2011 where his duties were expanded to include major league advance scouting support.

In 2013, he was promoted to baseball operations coordinator where he began working in conjunction with decision sciences to integrate data, research and technology into player development processes across the Major and minor league levels while traveling with the Major league team in 2014 and 2015, conducting replay review.

In 2015, he was promoted to assistant director of minor league operations where he assisted in all aspects of Major and minor league player development and minor league operations. A year later in 2016 he was promoted to director of player development where he oversaw Major and minor league player development while assisting with the integration of scouting technology.

Pete is a graduate of West Virginia University where he received his bachelor's degree in sport management and served as the baseball team's student manager. A native of Carmichaels, PA, Pete and his fiancé Amethyst currently reside in Houston.



CRAIG BIGGIO

SPECIAL ASSISTANT TO THE GM



Hall of Famer and longtime Astros icon Craig Biggio is in his 13th season as a special assistant to the General Manager. In this role, Craig works in several areas, including with the baseball operations staff in its Major and minor league player development programs with special emphasis on instruction, the amateur draft and scouting, and Major and minor league talent evaluation. Additionally, Craig participates in the club's community development program.

On Jan. 6, 2015, Craig Biggio became the first player in Astros history to earn induction into the Baseball Hall of Fame after receiving 82.7 percent of the total votes from the Baseball Writers' Association of America. He was also inducted to the Astros Hall of Fame on August 3, 2019, as a part of the inaugural class.

The franchise career leader in hits, games played, runs scored, and at-bats, Craig retired at the end of the 2007 season following a stellar, 20-year career, all with the Astros. His No. 7 was retired by the ballclub on Aug. 17, 2008.

He finished his career with 3,060 hits, 668 doubles, 291 homers, 1,175 RBI, and a .281 career average in 2,850 games. He remains the franchise leader in several categories, including hits, doubles, games played and runs (1844).

A first-round selection by Houston in the June 1987 draft, Craig became the first Astro to reach the 3,000-hit plateau with a seventh-inning single against Colorado's Aaron Cook on June 28, 2007 at Minute Maid Park. His 3,060 hits rank 20th all-time, and his 668 career doubles are the most of any right-handed hitter in Major League history and rank fifth all-time.

Craig's 20 seasons with Houston are a franchise record, and he also made a club-best 19 consecutive Opening Day starts. He is also the only player in Major League history to reach all of the following milestones: 600 doubles (668), 250 home runs (291), 2,700 hits (3,060), and 400 stolen bases (414). Craig and Cal Ripken Jr. are the only middle infielders (only 13 players all-time) to collect 3,000 hits and 1,000 extra-base hits.

Craig was named to a franchise-record seven National League All-Star teams, received five Silver Slugger Awards, four Rawlings Gold Glove Awards and was a member of six Astros playoff teams. Craig holds National League records for leadoff home runs with 53 (ranks second all-time) and for hits in interleague play with 201. He also led all players during the 2005 postseason with 18 hits.

Additionally, Craig was the 2007 recipient of the Roberto Clemente Award, a prestigious honor bestowed upon one Major League player each season by Major League Baseball and the Clemente family recognizing community service. Craig has been actively involved with the Sunshine Kids throughout his career, a support organization for children with cancer and their families.

Craig and wife Patty reside in Houston and have two sons, Conor and Cavan, and one daughter, Quinn. In 2010, Craig coached his sons' St. Thomas High School baseball team to the Texas Class 5A state championship. Both Conor (graduate '15) and Cavan (drafted '16) played baseball for the University of Notre Dame. Cavan was drafted by the Blue Jays and made his Major League debut for Toronto in 2019. On Sept. 17 in Baltimore, Cavan hit for the cycle, making him and his father just the second father-son duo to each hit for the cycle in a Major League game; Quinn is a member of the Notre Dame softball team.



ENOS CABELL

SPECIAL ASSISTANT TO THE GM



Enos Cabell is in his 16th season as a special assistant to the General Manager after being named to the post on Nov. 17, 2004. He had been serving as a consultant since joining the Astros front office on July 29, 2004. Enos assists General Manager Jeff Luhnow and the Astros scouting department in evaluating the Astros Major and minor league players, along with other projects and assignments within the scouting area.

During his 15-year Major League playing career, Enos played for the Astros from 1975-80 and 1984-85 and is in the top 10 in franchise history in several categories. In 1978, he was named the team's MVP after setting club records in at-bats (660) and games (162) and tallying a then-record 195 hits, which ranked third in the National League. He currently ranks tied for eighth on the club's all-time list in stolen bases (191) and tied for sixth in career batting average (.281).

Enos stole more than 30 bases for four straight seasons (1976-1979) while with Houston. In 1,688 career big league games from 1972-86, he hit .277 (1647x5952) with 60 home runs and 596 RBI. He started 149 games at third base for the 1980 National League West Champion Astros and played on two other division-winning clubs, the 1974 Baltimore Orioles and the 1985 Los Angeles Dodgers.

From 1991-94, Enos was an analyst on Home Sports Entertainment telecasts of Astros home games and from 1991-96, he hosted the weekly call-in show, *Astros Report*, on KCOH Radio. He was a member of the Texas Southern University's Board of Regents from 1995-2001 and served as interim athletic director for the school in 2000.

Enos is a graduate of L.A. Harbor Junior College in San Pedro, Calif., where he was an all-conference selection in baseball. He is a cousin of former Major Leaguers Dick Davis and Ken Landreaux. He and his wife, Ruby, make their home in Missouri City, Texas. Enos has three sons, Marcus, Stephen and Cordell.



KEVIN GOLDSTEIN

SPECIAL ASSISTANT TO THE GM, PLAYER PERSONNEL



Kevin Goldstein enters his eighth year with the Astros and second as Special Assistant to the General Manager, Player Personnel. He joined the Astros in 2012 as Pro Scouting Coordinator and spent four years as Director, Pro Scouting before being elevated to his current role.

Goldstein serves as part of the Baseball Operations leadership group and advises and assists with all player-related matters, including both in-person and technical evaluations across the professional, amateur and international disciplines as well as consulting on all 40-man transactions including trades, free agent signings and general roster management.

In addition to his Player Personnel duties, Goldstein conducts contract negotiations, manages the club's relationships with foreign teams in Asia and Latin America, and engages in special projects under the direction of the General Manager.

Kevin resides in DeKalb, Ill., with his partner Margaret. He is an active supporter of animal causes and owns four adopted pets with a dog and three cats.

**EHSAN BOKHARI**

SENIOR DIRECTOR, PLAYER EVALUATION



Ehsan Bokhari (first name pronounced Es-sen; last name Bo-kar-ree) joined the Houston Astros as Director of Research and Development in November 2018. A year later, Ehsan has been promoted to his current role as Senior Director, Player Evaluation.

In his current role, Ehsan will contribute to amateur, professional and international player evaluation. Ehsan previously oversaw all projects coming out of R&D, ensuring their quality and making certain that all baseball operations' consumer needs are met. Ehsan previously spent four seasons (2015—2018) with the Los Angeles Dodgers' R&D team as a Senior Analyst—he was one of the original members of the Dodgers' R&D staff.

Prior to joining the Dodgers, he was a Visiting Assistant Professor in the Department of Statistics at the University of Illinois for the 2014-2015 academic year. Also at the University of Illinois, in 2014 Ehsan completed a PhD in quantitative psychology and in 2011, an MS in statistics.

Ehsan did his undergraduate degrees in psychology and mathematics at the University of Arizona, graduating in 2009.

**BILL FIRKUS**

SENIOR DIRECTOR, BASEBALL STRATEGY



Bill Firkus joined the Astros in July 2013 and was named Senior Director of Baseball Strategy in 2019. Prior to his current role, Bill served as the Astros' Director of Sports Medicine and Performance for four years. Firkus now oversees the team that advises Baseball Operations leadership on major league roster management and in-game strategy. Prior to joining the Astros, Bill's work in the healthcare field included nearly three years in healthcare investment banking with Piper Jaffray and nearly four years in marketing and strategy with Medtronic, the largest medical device manufacturer in the world.

Bill received his bachelor's degree in finance from the University of Wisconsin, Madison and his MBA from the University of California, Berkeley. He resides in Houston. .

**ARMANDO VELASCO**

SENIOR DIRECTOR, BASEBALL OPERATIONS



Armando Velasco joined the Astros organization in January 2014 as a baseball operations intern, and now enters the 2020 season as the Senior Director of Baseball Operations. His duties include overseeing the day-to-day operations of the minor leagues, including both domestic and international affiliates and staff, as well as the Astros Latin American Scouting Operation. Armando previously served as the Director of Minor League Operations and Assistant Director of Player Development, assisting in the development and implementation of the Astros player development program, playing a lead role in active roster management of the club's minor league affiliates and supporting the Astros Player Development staff.

Prior to joining the Astros, Armando served as a baseball operations intern with the New York Mets and a salary arbitration intern with ISE Baseball (formerly SFX Baseball Group).

A native of San Juan, Puerto Rico, Armando graduated from Boston College, cum laude, in 2008 and received his law degree from Tulane University in 2011, where he served as the Chair of the National Baseball Arbitration Competition in his second and third years. Armando currently resides in Houston.



CARIDAD CABRERA

DIRECTOR, LATIN AMERICAN OPERATIONS



Caridad Cabrera joined the Astros in January 2010 as the DR Academy administrator. She enters her 11th season with the organization and second as Director, Latin American Operations. Cabrera oversees all aspects of the Astros Latin American development and operations in addition to overseeing the administrative aspects of Houston Dominican academy. Caridad previously served in the positions Supervisor, Latin American Operations and Manager, Latin American operations.

Prior to joining the Astros, Caridad served as Analyst in the pledge's unit of the Dominican Ministry of Agriculture. Before that, she served as administrative assistant in EMC Abogados handling all aspect related to human resources and payroll.

Caridad graduated, cum laude, from O&M with an engineering degree in computer systems and holds a master's degree in business administration (senior management) from INTEC.



CHARLES COOK

DIRECTOR, PLAYER EVALUATION



Charles Cook enters his fourth year with the Astros, now serving as the Director of Player Evaluation. Charles previously held the roles of Baseball Operations Coordinator and Manager of Amateur Scouting Analysis for the Astros. In his current role, Cook will drive the evaluation process for amateur players across both the domestic and international markets.

Cook is a 2015 graduate of Yale University, where he was a member of the baseball and football teams. As a student, he held a summer internship with the Astros business strategy & analytics department.



DERRICK FONG

DIRECTOR, MINOR LEAGUE OPERATIONS



Derrick Fong joined the Astros in 2019 as the Director of Minor League Operations. Prior to joining the Astros in 2019, Derrick interned for the Minnesota Twins in 2005 and 2006 then spent more than 10 years with the Chicago Cubs, starting as a Community Affairs intern in 2008. From 2009 – 2013, he served as the Accounts Receivable/Accounts Payable Administrative Assistant before transitioning to the Minor League Administration Coordinator and Manager where he oversaw all transactions, budgeting and daily administrative operations.

Derrick, a native of Wilmette, Illinois, is a 2007 graduate of the University of Minnesota with a degree in Business, Marketing Education and Communications Studies.



SARAH GELLES

DIRECTOR, RESEARCH AND DEVELOPMENT



Sarah Gelles joined the Houston Astros in November 2018 and was recently promoted to Director of Research and Development. In this role, she leads a growing R&D team that is central to the Astros' data-driven approach.

Prior to joining the Astros, Sarah served for three years as the Director of Analytics & Major League Contracts for the Baltimore Orioles. In that role, she oversaw the club's analytics department, led development of internal baseball operations systems, handled Major League roster management and rules compliance, and assisted the General Manager with player acquisitions, negotiations and other aspects of baseball operations.

Sarah began her career with the Orioles as a Baseball Operations intern in 2011 and served as Coordinator of Baseball Analytics from 2012-14. During that time, she built out the club's internal database infrastructure and oversaw an expansion of the use of data and analytics across Baseball Operations. She was promoted to Director of Baseball Analytics in 2014. Before arriving at the Orioles, Sarah worked for the Philadelphia Phillies, Pittsburgh Pirates, and Major League Baseball's Labor Relations Department.

A 2010 summa cum laude graduate of Amherst College, Gelles now resides in Houston with her husband Jonathan.



TOM KOCH-WESER

DIRECTOR, ADVANCE INFORMATION



Tom Koch-Weser (pronounced KOHK VAY-sehr) joined the Astros in November 2013 and enters his seventh season with the ballclub in 2020. In his role as Director of Advance Information, Tom creates series-by-series advance reports and game strategy for the Astros coaching staff and players. Through the use of video and analytical tools, he also serves as Major League performance scout and assists the Astros front office in player personnel decisions and player improvement initiatives.

Prior to joining the Houston club, Tom served as Advance Scouting Assistant to the Seattle Mariners from 2009-13. He was also an advance scouting intern for the Milwaukee Brewers (2008).

A native of La Grange, Ill., Tom graduated from the University of Illinois with a BA in journalism and currently resides in Houston.



DEREK VIGO

DIRECTOR, TEAM OPERATIONS



The 2020 season will be Derek Vigoa's fifth with the Astros organization. As the Director of Team Operations, Derek is responsible for Major League team operations, including travel and team services.

Previously, Derek spent four years at Wasserman, working on sponsorship and business operations consulting with top brands and properties in the sports and entertainment space.

Derek holds a B.A. in Communication from The University of Pennsylvania. He was a four-year varsity letter winner for the Quakers baseball team as a shortstop and was named Big 5 Rookie of the Year in 2009.



REID RYAN

EXECUTIVE ADVISOR, BUSINESS RELATIONS



Following the 2019 season, Reid Ryan made the transition to Executive Advisor, Business Relations after a seven-year run as the Astros President of Business Operations.

In his new role, Reid will serve as a valuable advisor to Astros Owner and Chairman Jim Crane as well as the Astros executive team. As part of his role, he will also continue to be present at many Astros games throughout the 2020 season.

Reid joined the Astros as President of Business Operations on May 17, 2013.

As president, Reid emphasized the importance of the fan experience and openly engaged with the Astros fan base at nearly every home game. He also played a significant role in the opening of the Astros Spring Training facility in West Palm Beach, the renovation of the new centerfield area at Minute Maid Park and the securing of the Astros High A affiliate in Fayetteville, NC, which included the construction of a new ballpark there, and the return of the Round Rock Express as the Astros Triple A affiliate.

Before joining the Astros, Reid was the founder and CEO of both the Corpus Christi Hooks and the Round Rock Express minor league franchises, both of which are perennially lauded as two of the top franchises in minor league attendance, stadium satisfaction and franchise value. Shortly after coming on board in Houston, Reid helped to bring the Corpus Christi Hooks into the fold as an owned and operated affiliate of the Houston Astros. On Aug. 16, 2019, Reid became the first executive ever inducted into the Round Rock Express Hall of Fame.

Reid's history with Texas baseball goes back decades. During the 1980s, Reid was a bat boy for the Astros while his father and Hall of Famer Nolan was an All-Star pitcher in the Astrodome. He later pitched at the University of Texas and TCU, playing a part in two Southwest Conference Titles (Texas '91, TCU '94). Reid went on to pitch in the minor leagues for two seasons (1994-95) in the Rangers system after being selected in the 17th round of the June 1994 Draft.

Reid and his family are members of Second Baptist Church Houston. He and his wife Nicole are the proud parents of one son, Jackson, and two daughters, Victoria and Ella. The Ryan family lives in Houston.



MARCEL BRAITHWAITE

SENIOR VICE PRESIDENT, BUSINESS OPERATIONS



Marcel Braithwaite joined the Astros in 2012 and enters his eighth full season with the ballclub. As the Senior Vice President of Business Operations, Marcel runs the operational side of the organization. He oversees various departments and projects, including Stadium Operations and Engineering, Safety and Security, Guest Services, Facilities, and Food and Beverage provided by Aramark. As an operator that likes to roll up his sleeves, Marcel is involved in the daily meetings and coordination of each department and manages Aramark contract and partnership in a similar, hands-on fashion.

Marcel began his career in the logistics industry with Aeronet Worldwide in 1993 and then joined Eagle Global Logistics in 1995. Over the course of his career, Marcel worked his way up to senior leadership positions, finally serving in the role of Vice President of the Program Management Office, Americas for CEVA Logistics. In that position, he managed the shared services group responsible for third party vendor services to the company, as well as large scale strategic and transformational projects throughout the Americas driving shareholder value.

Born in Rotterdam, The Netherlands, Marcel is fluent in Dutch and has lived in a number of locations throughout North America and Europe, including Canada, Seattle, southern California and now Texas.



MATT BRAND

SENIOR VICE PRESIDENT, REVENUE



Matt Brand joined the Houston Astros organization in 2011 and now enters his ninth full season with the ballclub. In his role as Senior Vice President Revenue, Matt oversees Ticket Sales, Corporate Partnerships and Special Events.

Prior to coming on board with the Astros, Matt spent 25 years in the supply chain industry, holding various executive sales leadership positions specializing in the retail, automotive, and energy sectors. While with Eagle Global Logistics, he served as Vice President of Sales for Asia-Pacific, living in both Hong Kong and Singapore.

Matt has served on the board of the Make-A-Wish Foundation for the Texas and Gulf Coast Region, the Baylor Sports Management Advisory Board, the General Motors (GM) Supplier's Council and was a member of the Petroleum Equipment Suppliers Association (PESA).

Matt was raised in Selah, Wash., and played baseball at Lewis & Clark State College. He and his wife, Casey, have two sons, Josh and Jake, and make their home in Houston.



TWILA CARTER

SENIOR VICE PRESIDENT, COMMUNITY AFFAIRS &
EXECUTIVE DIRECTOR, ASTROS FOUNDATION



Twila Carter enters her seventh season as Senior Vice President of Community Affairs and Executive Director of the Astros Foundation. She made the transition to baseball in 2011 with Jim Crane's purchase of the Astros franchise and has worked with The Crane Group in various capacities since 1998. The Astros Foundation has received numerous awards and recognition during her tenure. In 2017, the foundation received the Allan H. Selig Award for Philanthropic Excellence, Major League Baseball's highest honor and recognition of the charitable efforts of its clubs. The award recognized the Community Leaders program, a cornerstone initiative that supports youth baseball and softball throughout Greater Houston.

Prior to her current role, Twila served as the project manager for many of the recent Minute Maid Park renovations, including the Diamond Club, Union Station, Astros team stores, Astros Clubhouse and the Community Leaders Program. Twila has overseen the development of numerous projects for Crane Capital Group, including the building of the Crane Worldwide headquarters, which opened in April of 2012.

Twila has held numerous elected and appointed positions with several service and community organizations. She currently serves on the boards of Family Time Crisis and Counseling Center, AVDA-Aid to Victims of Domestic Abuse and the Texas Council on Family Violence. She was named one of the 2017 Top 30 Influential Women of Houston, the 2016 Inspire Women's Business Woman of the Year, 2014 Kingwood Women of Achievement for Community Service and received the 2013 State Community Service Award from the Texas Daughters of the American Revolution.



GILES KIBBE

SENIOR VICE PRESIDENT, GENERAL COUNSEL &
PRESIDENT, ASTROS GOLF FOUNDATION



Giles Kibbe is a Senior Vice President and General Counsel of the Houston Astros, LLC. Giles has been General Counsel for all of Jim Crane's companies since February of 2010. His responsibilities for the Crane companies range from mergers and acquisitions, litigation, employment matters, contracts, real estate acquisitions, real estate developments to human resources.

In 2018, Giles was named President of the Astros Golf Foundation and oversees all operations for the Houston Open, including the \$33 million dollar renovation of Memorial Park Golf Course, where the tournament will be held beginning in November of 2020.

Giles is a graduate of Louisiana State University Law School (1993) and Lamar University (1990).



ANITA SEHGAL

SENIOR VICE PRESIDENT, MARKETING & COMMUNICATIONS



Anita Sehgal enters her sixth year with the ballclub as the Senior Vice President, Marketing & Communications. In her role, Anita provides strategic leadership for the ballclub's retail, advertising, marketing, communications, broadcasting and alumni relations, including support for a broad variety of sponsorship, ticket, special event, community, and the Astros Golf Foundation and Houston Open initiatives.

Prior to joining the Houston organization, Anita spent over 20 years in various strategic marketing functions with organizations including FGL Sports, Best Buy and most recently Academy Sports + Outdoors. She spent five and a half years at Academy Sports + Outdoors as Senior Vice President, Marketing and Advertising. Prior to holding that post, Anita spent four and a half years with Best Buy Canada as Director, Customer Experience. She also spent four years with Canada's largest sporting goods retailer, The Forzani Group, Ltd. as their Director of Marketing.

Hailing from Canada's Regina, Saskatchewan, Anita received a bachelor's of business administration degree, with a focus in marketing and human resources, from the University of Regina. She plays an active role in several Houston-based organizations, including her position as an Executive Committee Board Member of the Boys and Girls Club of Greater Houston, a Board member of TDECU, and a board member of WISE Houston. She is also an active Brand 50 member of World 50. In 2016, Anita was honored as one of Houston's Top 15 Business Women by the National Diversity Council. In 2018, Anita was honored again by the National Diversity Council as the National Business Woman of the Year. She also received honors in 2018 as one of Texas Executive Women's Women on the Move.



MICHAEL SLAUGHTER

CHIEF FINANCIAL OFFICER




Michael Slaughter joined the Astros in October 2015 and enters his fifth season with the ballclub as Chief Financial Officer. Mike comes to the Astros with extensive executive experience in finance, accounting and mergers and acquisitions involving both public and private companies.

Most recently, Mike served as the Chief Financial Officer of Crane Capital Group. In that position, he assisted Jim Crane in the successful acquisition, operation and disposition of businesses in a wide range of industries, including Crane Worldwide Logistics, Crane Freight Services and the Houston Astros. In particular, Mike played an integral role in the purchase of the Houston Astros and subsequently the Double A Corpus Christi Hooks. From June 2008 to September 2015, Mike also served as the Chief Financial Officer of Champion Energy Marketing LLC, a leading retail electricity provider.

Prior to 2008, Michael was the Principal Financial Officer at EGL, Inc., a Nasdaq-listed global transportation and logistics company. Previously, Michael had also been EGL's Chief Accounting Officer and VP Finance and Investor Relations.

Michael began his career at Price Waterhouse, where he rose to the position of senior auditor while serving public and private clients across a broad spectrum of businesses. Michael earned a bachelor's degree in business administration with a major in accounting from the University of Texas-Austin in 1988. He and his wife Susan reside in Spring, Texas, and have a son Nick and daughter Emma.



VITO CIMINELLO

VICE PRESIDENT, TAX



Vito Ciminello enters his fourth full season as the Vice President of Tax. In his role, he is responsible for all tax compliance and planning functions for the Houston Astros.

Prior to joining the ballclub, Vito held various tax management positions with companies such as KBR and Waste Management and public accounting positions with KPMG.

Vito received his undergraduate degree from Brown University and his Masters in Management from Northwestern University. He resides in League City, Texas.



GENE DIAS

VICE PRESIDENT, COMMUNICATIONS



Gene Dias joined the Astros in February of 2009 and now enters his 12th season with the ballclub. Prior to joining the Houston organization, he spent close to 20 years with the Philadelphia Phillies in both Media and Community Relations.

Following the 2017 season, Gene was named the recipient of the 2017 Robert O. Fishel Award for Public Relations Excellence. The Fishel Award goes to the "active, non-uniformed representative of Major League Baseball whose ethics, character, dedication, service, professionalism and humanitarianism best represent the standards propounded by Robert O. Fishel."

Gene plays a major role in all baseball and business communications for the Astros and supports initiatives throughout the organization. Gene has guided his staff through four of the last five postseasons, including Houston's first World Series Championship in franchise history in 2017 and it's AL Pennant-winning run in 2019.

In 2017, the Astros also received the Allan H. Selig Award for Philanthropic Excellence in recognition of the Houston Astros Community Leaders program. Additionally, Gene and his staff oversaw the Hall of Fame inductions of Craig Biggio (2015) and Jeff Bagwell (2017), who were the first two Astros ever to reach Cooperstown. The Astros' Communications team assembled far-reaching media campaigns for each player.

From 1989 to 2008, Gene worked for the Phillies, first as an intern in the ticket sales office before joining the Media Relations staff full-time. After serving as Media Relations Manager, he was promoted to Director of Community Relations in 2000, where he was instrumental in creating a number of community-based programs and events, many of which are still in place today. Gene also helped to grow the club's footprint in the community through increased media coverage and by increasing the dollars raised for the club's charity. He was also successful in increasing the player's community involvement and was a member of the Phillies Charities, Inc. Board of Directors. In 2003, the Phillies received the prestigious Philadelphia Sports Congress Community Service Award for the first time. Prior to joining the Phillies, Gene worked as a sports editor for Associated Newspapers in Stoughton, Mass.

Throughout his career in baseball, Gene has worked with Major League Baseball, assisting with the media relations duties at several World Series, League Championship Series and All-Star Games. Gene is also currently a board member for the Houston Chapter of the NAACP and volunteers his time to assist with the charitable efforts of the Astros Foundation.

Gene received his Bachelor of Arts degree in journalism from the University of Massachusetts where he was a member of the varsity baseball team. He and his wife Kandee live in Kingwood, Texas, with their two children, son Maxwell (19) and daughter Sydney (14). Maxwell is a freshman on the University of New Orleans baseball team.



MICHAEL DILLON

VICE PRESIDENT, STRATEGY & ANALYTICS



Michael Dillon joined the Astros organization in June of 2012 and now enters his eighth full season with the ballclub. In his role as Vice President of Strategy and Analytics, Mike utilizes research and data analytics to develop a deeper understanding of the Astros fan base in order to provide a meaningful fan experience both inside and outside of the ballpark. Mike also works with the Astros Ticketing, Premium Sponsorship, Business Operations and Community Relations departments to optimize revenue and coordinate organization-wide efforts.

Prior to joining the Astros, Mike was a management consultant at Bain & Co., where he worked on a variety of projects in diverse industries, including consumer packaged goods, financial services and technology.

Mike spent his entire academic career at Harvard, where he received his Bachelor of Arts in Government, law degree, and MBA. He currently serves on the Board of the Harvard Club of Houston. Originally from Sharon, Mass., Mike now resides in the Montrose area of Houston with his wife, Kimberly.



BOBBY FORREST

VICE PRESIDENT, STADIUM OPERATIONS



Bobby Forrest was named the club's Vice President of Stadium Operations in January 2007. He originally joined the Astros franchise on Jan. 2, 1995, as a member of the engineering department. Bobby was subsequently promoted to Engineering Supervisor in 1997, Engineering Manager in 1999, and Senior Director of Engineering and Maintenance in 2003. He is responsible for all building operations, which includes the Engineering, Groundskeeping, Guest Services and Security and Parking departments. Bobby also played a key role in the club's move from the Astrodome to its current home, Minute Maid Park, prior to the 2000 season.

Bobby is a member of the International Association of Assembly Managers, and the Stadium Managers Association.



CHRIS HANZ


VICE PRESIDENT, INFORMATION TECHNOLOGY



Chris Hanz joined the Astros in March 2016 and enters his fifth season with the Astros as Vice President, Information Technology. Chris comes to the Astros with over 25 years of information technology leadership experience across a variety of industries, including consulting, energy trading, oil and gas, chemicals, and logistics and transportation. Chris provides strategic leadership for the club's information technology investments and oversees the day-to-day operation of technology for the Astros and Minute Maid Park, plus the club's owned affiliates and other operating locations.

Prior to joining the Astros, Chris worked in a variety of information technology leadership roles with companies including Accenture, Duke Energy, CEVA Logistics and most recently Halliburton. Chris joined Halliburton in 2014 and served as Senior Manager of IT Mergers and Acquisitions where he was instrumental in executing two major divestitures from the company's business portfolio. Prior to holding that post, Chris was a partner in the CIO Advisory practice for Tatum, LLC and led a number of business process improvement, technology strategy and M&A projects.

A lifelong Texas resident, Chris was raised in New Braunfels and went on to graduate from the University of Texas at Austin with a bachelor's of business administration degree in finance and honors business. Chris and his wife Gayle live in Kingwood, Texas, and have two daughters, Hannah and Sarabeth.



MARIAN HARPER

VICE PRESIDENT, FOUNDATION DEVELOPMENT



The 2020 season marks Marian Harper's 29th with the Astros. As Vice President of Foundation Development, Player Engagement and Family Relations, she helps manage programs and fundraising for the Astros Foundation, the official team charity of the Astros. She was instrumental in the development of the Astros MLB Youth Academy, a cornerstone program of the Astros Foundation.

Marian assists with the team's community relations efforts, which includes organizing the Astros players and wives programs as well as utilizing her extensive knowledge of local non-profit organizations and her dedication to the Houston community. Marian also works to further develop the Astros Alumni Association.

Marian serves on the board of directors for the Downtown Management District Board, the Ensemble Theatre and the Texas Southern University Foundation. She is also a member of the Astros Hall of Fame Selection Committee. She is a graduate of Leadership Houston and was honored with the prestigious Jimmy Wynn Toy Cannon Award for exceptional community service at the Texas Baseball Hall of Fame induction ceremony in 2007.

A native of Pittsburgh, Texas, Marian started with the Astros in 1992 and rose through the ranks, starting as a promotions coordinator for the Marketing and Sponsorship departments, then as Director of Community Relations, working with players, alumni, fans, businesses and non-profit leaders. Over the past two decades, Marian has been a key executive for all of the team charities, fundraising efforts and outreach initiatives.



TOM JENNINGS

VICE PRESIDENT, MERCHANDISING & RETAIL OPERATIONS



Tom Jennings, the Astros Vice President of Merchandising and Retail Operations, is entering his eighth season with the organization.

In his role he manages all aspects of the Astros Team Stores at Minute Maid Park. Over the course of his career with the club, Tom has led the Astros retail growth from the lowest ranked in Major League Baseball to one of the top teams, which included winning the 2014 MLBPA Team Retailer Award.

Tom began his retail career in the buying office of Montgomery Ward in Chicago. He has spent time with May Department Stores, Home Shopping Network and Kohl's on their e-commerce side. He started his sports career by running the retail department for the Milwaukee Brewers with their concessionaire, Sportservice, where he helped the team achieve the MLB Retailer of the Year award in 2008.

Born in Hinsdale, Ill., Tom has lived in Pittsburgh (twice), Cleveland, Detroit, St. Louis, Tampa, Milwaukee, Chicago (twice) and Gary, Ind. where he went to high school and subsequently graduated from Indiana University in Bloomington, Ind.

Tom has two children, son Jack and daughter Quinn.



CREIGHTON KAHOALII

VICE PRESIDENT, TICKET SALES AND SERVICES



Creighton Kahoalii joined the Astros in July 2012 as the Director of Season Ticket Sales, before moving to the Corporate Partnership Strategy and Activation team in 2013 for seven years. With a background in ticket sales and services, Creighton was promoted to Vice President of Ticket Sales and Services at the end of the 2019 season. In this role, Creighton oversees all premium and ticket sales, services and operations efforts while working closely with the business strategy and analytics departments for the club. Prior to joining the Astros, Creighton spent the first seven years of his career with The Sacramento River Cats and New Orleans Hornets.

Baseball has always been a part of Creighton's life. He played collegiate baseball at The University of Hawaii and The University of California-Berkeley and was a late a draft pick for the Arizona Diamond-backs in the 2000 Amateur Draft. A native of Fremont, CA, Creighton, his wife Shasta and two children currently reside in Spring, TX.



VIVIAN MORA

VICE PRESIDENT, HUMAN RESOURCES



Vivian L. Mora joined the Astros organization in June of 2013. In her role, Vivian is responsible for all human resources functions, including aligning HR strategy with business objectives, talent and performance management, succession planning, talent acquisition, compensation and benefits, training and development and employee relations.

Prior to joining the Astros, Vivian was the founder and managing partner for Mora & Associates, an executive search and human capital consulting firm based in Katy, Texas. Before launching Mora & Associates, Vivian served in various leadership roles including almost eight years as the Vice President of Human Resources for the Houston Rockets and Toyota Center. Vivian previously led the human resource function for Texas-based HEB Grocery Company's Houston Retail Support Center through several growth years. She has also held progressive positions in the energy and the printing industries with Constellation Energy, Entergy Corporation and with RR Donnelley.

Vivian's educational background includes a Masters of Social Science concentrating in sociology with a minor concentration in economics from the University of Mississippi and a Bachelor of Science in marketing from Jackson State University. She holds the highest level of human resources certification as a Senior Professional in Human Resources (SPHR) and SHRM-SCP.

Vivian has served as a conference speaker for HR Houston, TLNT, the International Ticketing Association (INTIX), the Greater Houston Area Ticketing Association (GHATA) as well as HR Southwest. She is affiliated with the Society for Human Resource Management (SHRM) and the Human Resource Planning Society (HRPS).

In addition to her work with the Astros, Vivian is also an established artist. Her work has been shown in group exhibitions and juried competitions throughout Texas and has garnered recognition and awards both locally and nationally in the categories of non-objective abstract art, mixed media, and drawing.

Vivian is also deeply passionate about female empowerment, helping girls realize their potential and exercise their rights by working closely with Girls Inc. of Greater Houston. Vivian has served on the Board of Directors for Girls Inc. since 2012 and has donated both her time and her artwork to the organization. Vivian further supports the organization by donating 30% of the earnings garnered from her art to Girls Inc. throughout the year.

In 2017, Vivian was selected by Houston Woman Magazine as one of Houston's 50 Most Influential Women of the year. Vivian resides in Katy, Texas with her son, Michael, and three dogs.



DOUG SECKEL


VICE PRESIDENT, FINANCE



The 2020 season will be Douglas Seckel's ninth with the Astros as the Vice President of Finance. Doug's responsibilities include treasury and debt management, investments and general accounting for both the Houston Astros and the Astros Foundation.

Before coming on board with the Astros, Doug was treasurer for the Crane Capital Group assisting with financial management for the various Crane companies. Prior to joining the Crane Capital Group in 2010, Doug was Deputy Director of Finance for the City of Houston, Texas responsible for accounting, auditing, cost analysis and federal grants. From 1989 to 2007, Doug was controller, treasurer and CFO of Eagle Global Logistics as company revenues grew from \$9 million to \$3.2 billion and had an instrumental role in taking the company public in 1995. Prior to 1989, Seckel held various accounting and auditing positions for several state and local governments.

Seckel is a graduate of the University of Missouri with a major in accounting.



STEPHANIE STEGALL

VICE PRESIDENT, EVENT SALES & OPERATIONS



Stephanie Stegall joined the Astros in September 2013 and enters her seventh season with the ballclub, her fifth as Vice President of Event Sales and Operations. In her role, Stephanie books and manages non-baseball events at Minute Maid Park, including large-scale concerts such as Ed Sheeran, the Eagles, Taylor Swift and Beyoncé, and other sporting events such as the Canelo vs. Kirkland boxing match broadcast live on HBO and WWE Royal Rumble. She also directs the operations of all events at the ballpark.

Prior to joining the Astros, Stephanie served as the Manager of Entertainment and Concert Production for the Houston Livestock Show and Rodeo. In that capacity, she annually booked 20 consecutive nights of live entertainment in NRG stadium and was responsible for all artist logistics as well as the conversion of space from a rodeo to concert venue.

Stephanie is currently a board member of the GHCVB where she also serves as an executive committee member, a founding board member of the Houston chapter of WISE and was a member of the 2017 Super Bowl Central Committee focusing on Fan Experience.

She received her bachelors from Texas A&M University and resides in Houston with her son Jackson and daughter Stella.



JEFF STEWART

VICE PRESIDENT, CORPORATE PARTNERSHIPS



Jeff Stewart is in his eighth season with the Astros and his first as the club's Vice President of Corporate Partnerships. Stewart assumed his current role in November of 2019 and now oversees the club's Corporate Partnerships Sales.

Stewart originally joined the Astros in March of 2013 as the club's Director of Sales and was in that role for four seasons (2013-16) before being promoted to Senior Director, which included managing the Astros Special Events sales staff.

Prior to joining the Astros, Stewart spent four and a half years as the Director of Corporate Alliances for Six Flags Fiesta Texas. He also has stops at various minor league affiliates throughout his career, including the San Antonio Missions (2006-08), the El Paso Diablos (2005-06), the Shreveport Sports Professional Baseball Club (2002-04) and the Burlington Indians (2001-02).

Stewart currently serves as board member for the Juvenile Diabetes Research Foundation (JDRF), having done so for four years.

A native of Moraga, CA, Stewart earned a BA in Sociology from Chico State University. He has one daughter, Lillian 10 years old, and currently resides in Houston's Rice Military District.



JASON WOODEN

VICE PRESIDENT, MARKETING



Jason Wooden joined the Astros in December 2015 and enters his fifth season with the ballclub as Vice President of Marketing. In his role, Jason oversees the marketing and advertising aspects of the organization through the development of core strategic campaign initiatives and media planning as well as creative services and overall content strategy.

Jason started his career at Academy Sports + Outdoors and spent 12 years in various roles within the company before joining the Astros. In his most recent role at Academy as Media Director, Jason oversaw the strategic planning and execution of print, TV/radio media buying and commercial production. He also served as Regional Promotions Director and was responsible for developing key sponsorships and partnerships both at the grassroots and professional levels.

Jason is a graduate of Texas Christian University where he earned a BFA in graphic design. He currently resides in West Houston with his wife and two children. Jason is a longtime Houston resident and Astros fan.



JEFF BAGWELL

COMMUNITY OUTREACH EXECUTIVE



Jeff Bagwell, who was inducted into the National Baseball Hall of Fame in 2017 and the Astros Hall of Fame in 2019, was one of the greatest sluggers of all-time. In his current role as a community outreach executive, Jeff is an active member of the Houston Community, making public appearances and acting as an ambassador for the organization.

Over his 15 years with the Astros, Bagwell hit .297 with 488 doubles, 32 triples, 449 home runs, 1,529 RBI with a .948 OPS (.408 OBP/.540 SLG) in 2,150 games. The four-time All-Star and three-time Silver Slugger Award winner was the first player in Astros history to be named the MVP of his league (1994), as well as the first player to receive a Rookie of the Year Award (1991). The franchise leader in homers, walks and RBI, Bagwell was also known for his elite defense at first base, winning a Rawlings Gold Glove Award in 1994. He is the only first baseman in MLB history to record a 30-homer, 30-stolen base season, which he accomplished twice (1997, 1999). Under Bagwell's leadership, the Astros won four division titles and made the playoffs six times, reaching the National League Championship Series in 2004 and the World Series in 2005.

Bagwell serves as a guest TV commentator for select Astros games and will join the AT&T SportsNet broadcast crew periodically throughout the 2020 season.



BILL BROWN

COMMUNITY OUTREACH EXECUTIVE



The 2020 season marks Bill Brown's 34th with the Houston Astros organization, and his fourth as a community outreach executive. Brown called his final games as the Astros primary TV play-by-play broadcaster in 2016 after 30 seasons in the booth.

At 18 years of age, Brown landed his first broadcasting job at KDRO Radio in Sedalia, Missouri doing news and play-by-play for local high school sporting events. He later graduated from the University of Missouri in 1969. While in the service, Brown became a U.S. Army broadcast specialist working as a sportscaster for the Armed Forces Vietnam Network in Saigon in 1970-71. After leaving the service in 1971, Brown earned a job at WLWT-TV in Cincinnati. In 1976, Brown earned his first full-time Major League broadcasting job as the television play-by-play announcer for the defending World Champion Cincinnati Reds, where he would remain until 1982.

On February 6, 1987, the Astros announced the hiring of the then 39-year-old Brown. Over the course of his illustrious career, Brown called several important moments in Astros history, including seven postseason appearances and the National League Pennant-winning season in 2005. Brown also called Jeff Bagwell's 400th career home run in 2003, the 2,000th career hits for Bagwell, Miguel Tejada and Carlos Lee and Craig Biggio's historic 3,000th hit in 2007.

As a veteran MLB broadcaster, Brown has been honored several times over the course of his career. The National Sportscasters and Sportswriters Association honored him with its Sportscaster of the Year Award in Texas for 2013, and he received the award in June of 2014 at a ceremony in Salisbury, N.C. Brown was presented with the Fred Hartman Award for Long and Meritorious Service at the 2012 Houston Baseball Dinner and was inducted into the Houston Media Wall of Honor in September 2011. He was honored by the Astros with a pregame ceremony in June of 2011, recognizing his 25 seasons with the club, and again in 2016 for his 30th anniversary. Brown was honored by the Texas Italian-American Sports Foundation, receiving an award for "outstanding accomplishments as a television broadcaster for the Houston Astros and community service". He was inducted into the Texas Baseball Hall of Fame on Nov. 12, 2004. Brown was also recently inducted into Smith-Cotton High School's athletic Hall of Fame in Sedalia, MO.

Brown is a member of the Advisory Board at Houston Sight into Sound and has been a volunteer reader for 24 years. He and his wife Dianne have been involved with "Salute to Our Heroes," a fundraiser for scholarships for the Cy-Fair Educational Foundation, for 10 years. Brown also sits on the Board of Trustees for the Cy-Fair Educational Foundation. Also, in 2018 Brown was invited to join the President's Council of KSBJ Radio.

Brown has authored and co-written several books. *My Baseball Journey, A Sportscaster's Story*, co-authored by Tim Gregg, documents Brown's career and personal influences (2012). *Houston Astros: Deep in the Heart*, co-authored by Mike Acosta, gives a pictorial history of the Houston Astros organization from inception to its 50th anniversary (2013). *Breathing Orange Fire*, Brown's first self-published book, documents the Astros 2016 season and two-time batting champion, Jose Altuve. *Houston's Team, Houston's Title: 2017 World Champion Astros*, tells the story of the Astros first World Championship title and the historic season that brought them there. Brown's latest book, *Astros' Golden Era*, is a detailed account of the Astros historic 2019 season, which includes memories of other historic Astros moments throughout the club's history.

Brown and Dianne reside in Houston. They have one daughter, Allison, and three grandchildren: Luke, Emma Kate and Caitlynn.



JOSE CRUZ

COMMUNITY OUTREACH EXECUTIVE



The 2020 season is Jose Cruz' 37th with the Houston Astros, having spent five years as a special assistant to the general manager and the previous 13 seasons (1997-2009) as a coach for the Major League club. In his seventh year as a community outreach executive, Jose makes public appearances on behalf of the team and acts as an ambassador for the organization.

As an outfielder, the two-time All-Star had an 18-year Major League career, playing for the Cardinals (1970-74), Astros (1975-87) and Yankees (1988). Nicknamed "Cheo", Jose is an Astros icon and held franchise records in games, at-bats, hits, total bases and triples at the time of his retirement after the 1988 season. His 80 career triples remain the franchise record.

Jose holds the distinction of being involved with the first nine of the Astros postseason appearances, three as a player (1980, '81 and '86) and six as a coach (1997-99, '01, '04-05). He was the Astros Team MVP four times and hit .300 six times in his career while stealing 317 bases.

Jose's uniform No. 25 was retired by the Astros on Oct. 3, 1992, along with former teammate Mike Scott's No. 33. They were the third and fourth numbers retired by the team. In 1999, Jose was selected by a panel of experts as one of the three outfielders on the franchise's All-Astrodome team. In 2003, he was inducted into the Texas Baseball hall of Fame. On August 3, 2019, Jose was inducted into the Astros Hall of Fame as a part of the inaugural class.

Jose and his wife, Zoraida, make their home in Houston and have four children: Jose Javier, Jose Cheito, Shakira and Jose Enrique. His son, Jose Jr., was the first-round selection (third player overall) of the Seattle Mariners in the 1995 June free agent draft. Jose Jr. graduated from Bellaire (TX) High School and attended Rice University. He led Bellaire to the number one national ranking by USA Today and was a finalist for the Golden Spikes Award while at Rice.



JIMMY WYNN

COMMUNITY OUTREACH EXECUTIVE



Jimmy Wynn spent the first 11 seasons of his 15-year Major League career with the Houston franchise from 1963-73, the first two as a member of the Colt .45's. In his current role as a community outreach executive, Jimmy is an active member of the Houston community, working closely with the Astros Community Relations department and the Astros Foundation.

On June 24, 2011, the Astros and Minute Maid officially dedicated the Jimmy Wynn Training Center, a new, state-of-the-art baseball facility located at the Astros Youth Academy in North Houston. The \$500,000 indoor facility measures 4,431 square feet and includes batting cages, pitching mounds, locker rooms and showers. The facility, which was funded by Minute Maid's Grand Slam For Youth Baseball program and the Astros Foundation, is available for youngsters of all ages at no cost to their families.

As a player, despite his small frame (5'9"), Jimmy boasted enormous power and a strong throwing arm, earning him the nickname "The Toy Cannon." He ranks among the top 10 in almost every significant Astros career hitting category and led the franchise in hits (1,291), home runs (223), and RBI (719) when he left the club after the 1973 season.

In 1967, the slugging center fielder finished second in the National League in home runs (37) while posting 107 RBI. He also became the first Astro to hit three home runs in a game. As a member of the 1974 Dodgers, Jimmy smashed 32 home runs with 108 RBI, finishing in fifth place for the National League Most Valuable Player Award. He also homered for LA in the 1974 World Series vs. Oakland. Jimmy was a two-time All-Star, making the NL squad in both 1967 and 1974.


Jimmy's No. 24 was officially retired by the Astros on June 25, 2005. Jimmy was also inducted in the Astros Hall of Fame on August 3, 2019, as a part of the inaugural class.

He and his wife, Marie, reside in Rosharon, Texas.

SHARE THE GAME WITH THE NEXT GENERATION

GET INVOLVED AT **PLAYBALL.org** AND FOLLOW **@PLAYBALL**





ASTROS COACHING STAFF





DUSTY BAKER

Full Name: Johnnie B. Baker Jr.

Opening Day Age: 70

Bats/Throws: Right/Right

Born: 6/15/49 in Riverside, CA

Resides: Granite Bay, CA

12

MANAGER

MAJOR LEAGUE COACHING CAREER

First Base Coach, San Francisco Giants (1988); Hitting Coach, San Francisco Giants (1989-92); Manager, San Francisco Giants (1993-2002); Manager, Chicago Cubs (2003-06); Manager, Cincinnati Reds (2008-13); Manager, Washington Nationals (2016-17); Manager, Houston Astros (2020-present)

Bringing nearly 50 years of professional baseball experience to the job, Dusty Baker was named the Astros 19th field manager in franchise history on Jan. 29, 2020.

A three-time National League Manager of the Year (1993, 1997, 2000), Baker enters the 2020 season with 1,863 managerial victories, a total that ranks 15th all-time. He will move up that historical list this season, as he closely trails Bill McKechnie (1,896), Gene Mauch (1,902) and Casey Stengel (1,905) on this all-time list.

Houston is Baker's fifth managerial stop, coming to the Astros after time in San Francisco (1993-2002), Chicago (2003-2006), Cincinnati (2008-2013) and Washington (2016-17). An All-Star, Gold Glove, Silver Slugger, and World Series winner during his 19-year playing career, Baker has produced nine Postseason teams during his 22-year managerial career, including seven division championships (San Francisco, 1997 & 2000; Chicago, 2003; Cincinnati, 2010 & 2012; Washington, 2016 & 2017), and two wild card appearances (San Francisco, 2002; Cincinnati, 2013).

Baker does have World Series experience as a player, coach and manager, having played in the Fall Classic in 1977, 1978 and 1981 with the Dodgers. He later returned to the World Series as a coach for the 1989 Giants World Series team. Baker then managed the 2002 San Francisco Giants to the World Series, clinching the National League pennant over the St. Louis Cardinals in five games, before falling in seven games to the Anaheim Angels.

He finished his Giants managerial career with 840 victories in San Francisco, which ranks third in club history. Following his stint with the Giants, Baker served as Cubs manager for four seasons (2003-06), where he enjoyed early success as well. Despite inheriting a club that had finished with a 67-95 record the previous season, Baker guided the Cubs to the NL Central Division title in 2003 with an 88-74 mark. That club would ultimately fall just one win shy of reaching the World Series, falling to the Marlins in the NLCS in seven games. His 2003-04 Cubs teams were the first to post back-to-back winning records in Chicago since 1971-72.

A successful six-year stint in Cincinnati would follow, as he guided the Reds to three playoff appearances, including two NL Central Division titles. In his last stint as a manager with the Nationals (2016-17), Baker won back-to-back NL East titles, became one of just three managers in MLB history to take four different teams to the playoffs, joining only Davey Johnson and Billy Martin, in the elite managerial company. A trip to the postseason this season would make Baker the first manager to take five different teams to the playoffs in Major League history.

BAKER AS A MANAGER

YEAR	CLUB	LEAGUE	WON	LOST	PCT.
1993	San Francisco Giants	National League	103	59	.636
1994	San Francisco Giants	National League	55	60	.478
1995	San Francisco Giants	National League	67	77	.465
1996	San Francisco Giants	National League	68	94	.420
1997	San Francisco Giants	National League	90	72	.556
1998	San Francisco Giants	National League	89	74	.546
1999	San Francisco Giants	National League	86	76	.531
2000	San Francisco Giants	National League	97	65	.599
2001	San Francisco Giants	National League	90	72	.556
2002	San Francisco Giants	National League	95	66	.590
2003	Chicago Cubs	National League	88	74	.543
2004	Chicago Cubs	National League	89	73	.549
2005	Chicago Cubs	National League	79	83	.488
2006	Chicago Cubs	National League	66	96	.407
2008	Cincinnati Reds	National League	74	88	.457
2009	Cincinnati Reds	National League	78	84	.481
2010	Cincinnati Reds	National League	91	71	.562
2011	Cincinnati Reds	National League	79	83	.488
2012	Cincinnati Reds	National League	97	65	.599
2013	Cincinnati Reds	National League	90	72	.556
2016	Washington Nationals	National League	95	67	.586
2017	Washington Nationals	National League	97	65	.599
MAJOR LEAGUE TOTALS			1863	1636	.532

Baker is also one of only two in MLB history to produce at least 1,800 hits as a player and win at least 1,800 games as a manager, joining Joe Torre on that list. A six-time All-Star (twice as a player: 1981 & 1982; three times as a member of the coaching staff: 1994, 1997 & 2001; once as manager: 2003), Baker brings a wealth of experience to the manager's seat in Houston. His teams have finished first or second 14 times in his 22 years, and Baker is just the 12th manager in MLB history to win 90-plus games on 10-or-more occasions (Elias).

A career .278 hitter, Baker tallied 242 home runs, 320 doubles, 23 triples, and 1,031 RBI over the course of his 19-year career (2,039 games) that included stops with the Atlanta Braves (1966-1975), Los Angeles Dodgers (1976-1983), San Francisco Giants (1984) and Oakland Athletics (1985-1986). Baker finished in the top 10 in MVP voting twice (1980 & 1981), and from 1980-82 he hit .303, averaging 20 home runs, 20 doubles and 78 RBI a year while earning two Silver Slugger Awards, a Gold Glove, and two All-Star selections.

Selected by the Braves in the 16th round of the 1967 free-agent draft, Baker made his MLB debut the following year (Sept. 7, 1968 vs. HOU), Baker solidified himself as an everyday player with the Braves in the 1970s, and found himself hitting fifth, behind Hank Aaron, during the 1973 and 1974 seasons.

Baker participated in the Postseason four times during his playing career (1977, 1978, 1981 & 1983), and played in three World Series (1977, 1978, 1981). He earned himself the National League Championship Series MVP award with the Los Angeles Dodgers in 1977 (hitting .357 with a .438 on-base percentage and .837 slugging percentage, two home runs and eight RBI in four games against Philadelphia), and a World Series ring, playing left field for the 1981 Dodgers.

Born Johnnie B. Baker Jr. on June 15, 1949 in Riverside, Calif., "Dusty" Baker currently resides in California with his wife, Melissa, and has two children, Natosha and Darren. A 1967 graduate of Del Campo High School in Carmichael, Calif., Baker attended American River College in Sacramento, Calif.

BAKER AS A PLAYER

Year	Team	AVG	G	AB	R	H	2B	3B	HR	RBI	BB	SO	SB	CS	OBP	SLG	SF	SH	HB
1967	Austin (AA)	.231	9	39	6	9	1	0	0	1	2	7	0	0	.268	.256	0	0	0
1968	Greenwood (A)	.342	52	199	45	68	11	3	6	39	23	39	6	3	.404	.518	3	0	0
	West Palm Beach (A)	.190	6	21	2	4	0	0	0	2	1	4	0	2	.208	.190	2	0	0
	ATLANTA	.400	6	5	0	2	0	0	0	0	0	1	0	0	.400	.400	0	0	0
1969	Shreveport (AA)	.257	73	265	40	68	5	1	9	31	36	41	2	4	.346	.385	3	2	2
	Richmond (AAA)	.247	23	89	7	22	4	0	0	8	11	22	3	1	.343	.292	0	0	2
	ATLANTA	.000	3	7	0	0	0	0	0	0	0	3	0	0	.000	.000	0	0	0
1970	Richmond (AAA)	.325	118	461	97	150	29	3	11	51	53	45	10	8	.400	.473	3	3	6
	ATLANTA	.292	13	24	3	7	0	0	0	4	2	4	0	0	.333	.292	1	0	0
1971	Richmond (AAA)	.311	80	341	62	106	23	2	11	41	25	37	10	5	.360	.487	1	4	2
	ATLANTA	.226	29	62	2	14	2	0	0	4	1	14	0	1	.238	.258	0	1	0
1972	ATLANTA	.321	127	446	62	143	27	2	17	76	45	68	4	7	.383	.504	6	2	4
1973	ATLANTA	.288	159	604	101	174	29	4	21	99	67	72	24	3	.359	.454	9	1	5
1974	ATLANTA	.256	149	574	80	147	35	0	20	69	71	87	18	7	.335	.422	7	3	1
1975	ATLANTA	.261	142	494	63	129	18	2	19	72	67	57	12	7	.346	.421	5	1	0
1976	LOS ANGELES (NL)	.242	112	384	36	93	13	0	4	39	31	54	2	4	.298	.307	4	1	1
1977	LOS ANGELES (NL)	.291	153	533	86	155	26	1	30	86	58	89	2	6	.364	.512	5	2	6
1978	LOS ANGELES (NL)	.262	149	522	62	137	24	1	11	66	47	66	12	3	.325	.375	3	4	3
1979	LOS ANGELES (NL)	.274	151	554	86	152	29	1	23	88	56	70	11	4	.340	.455	3	2	1
1980	LOS ANGELES (NL)	.294	153	579	80	170	26	4	29	97	43	66	12	10	.339	.503	12	1	3
1981	LOS ANGELES (NL)	.320	103	400	48	128	17	3	9	49	29	43	10	7	.363	.445	5	3	1
1982	LOS ANGELES (NL)	.300	147	570	80	171	19	1	23	88	56	62	17	10	.361	.458	9	2	3
1983	LOS ANGELES (NL)	.260	149	531	71	138	25	1	15	73	72	59	7	1	.346	.395	7	4	2
1984	SAN FRANCISCO	.292	100	243	31	71	7	2	3	32	40	27	4	1	.387	.374	4	0	0
1985	OAKLAND	.268	111	343	48	92	15	1	14	52	50	47	2	1	.359	.440	3	0	0
1986	OAKLAND	.240	83	242	25	58	8	0	4	19	27	37	0	1	.314	.322	2	0	0
	MINOR LEAGUE TOTALS	.302	361	1415	259	427	73	9	37	173	151	195	31	23	.371	.444	12	9	12
	MAJOR LEAGUE TOTALS	.278	2039	7117	964	1981	320	23	242	1013	762	926	137	73	.347	.432	85	27	30

DIVISION SERIES RECORD

Year	Club, Opp	AVG	G	AB	R	H	2B	3B	HR	RBI	BB	SO	SB	CS	OBP	SLG	SF	SH	HB
1981	LAD/HOU	.167	5	18	2	3	1	0	0	1	2	0	0	0	.250	.222	0	0	0

LEAGUE CHAMPIONSHIP SERIES RECORD

Year	Club, Opp	AVG	G	AB	R	H	2B	3B	HR	RBI	BB	SO	SB	CS	OBP	SLG	SF	SH	HB
1977	LAD/PHI	.357	4	14	4	5	1	0	2	8	2	3	0	0	.438	.857	0	0	0
1978	LAD/PHI	.467	4	15	1	7	2	0	0	1	3	0	0	0	.556	.600	0	0	0
1981	LAD/MON	.316	5	19	3	6	1	0	0	3	1	0	0	0	.381	.368	0	0	1
1983	LAD/PHI	.357	4	14	4	5	1	0	1	1	2	0	0	0	.438	.643	0	0	0
	LCS TOTALS	.371	17	62	12	23	5	0	3	13	8	3	0	0	.451	.597	0	0	1

WORLD SERIES RECORD

Year	Club, Opp	AVG	G	AB	R	H	2B	3B	HR	RBI	BB	SO	SB	CS	OBP	SLG	SF	SH	HB
1977	LAD/NYY	.292	6	24	4	7	0	0	1	5	0	2	0	0	.320	.417	0	0	1
1978	LAD/NYY	.238	6	21	2	5	0	0	1	1	1	3	0	0	.273	.381	0	0	0
1981	LAD/NYY	.167	6	24	3	4	0	0	0	1	1	6	0	0	.192	.167	1	0	0
	WS TOTALS	.232	18	69	9	16	0	0	2	7	2	11	0	0	.260	.319	1	0	1



JOE ESPADA

Full Name: Josue Espada**Opening Day Age:** 44**Bats/Throws:** Right/Right**Born:** 8/30/75 in Santurce, PR**Resides:** Jupiter, FL

19

BENCH
COACH

MAJOR LEAGUE COACHING CAREER

Third Base Coach, Miami Marlins (2010-13); Third Base Coach, New York Yankees (2015-17); Bench Coach, Houston Astros (2018-present)

Joe Espada was named the Astros bench coach on Nov. 6, 2017.

The 2020 season is his third with the Astros and his 10th overall on a Major League coaching staff. In addition to his day-to-day duties, Espada is in charge of infield positioning, a large task, as Houston shifts as much as or more than any other Major League team.

Espada came to the Astros after four years with the Yankees organization (2014-17), serving the last three as the Yankees third base coach (2015-17). The Yankees made the postseason in two of Espada's three seasons on the field, and were eliminated in both years by the Astros, in the 2015 Wild Card Game and in the 2017 American League Championship Series. In 2014, Espada served as a professional scout for the Yankees.

Prior to joining the Yankees, Espada had an eight-year run with the Marlins (2006-13), topping out as their third base coach for four seasons from 2010-13. He also served as the Marlins minor league infield coordinator (2008-09) and as a hitting coach for Class A Jupiter (2007) and Class A Greensboro (2006).

His coaching career followed a 10-year playing career (1996-2005), which started with Oakland as a second round pick in the 1996 draft. He would appear in 644 career minor league games, while splitting time with the Oakland (1996-2000), Florida (2001), Colorado (2001), Kansas City (2002), St. Louis (2003), Texas (2003) and Tampa Bay (2004) organizations. He also played two years (2004-05) of Independent League ball with Pensacola.

A native of Santurce, Espada has been active in Puerto Rican baseball in his career. He's twice served as the third base coach for runner-up Team Puerto Rico in the 2017 and 2013 World Baseball Classic. He also has experience managing in the Puerto Rican Winter League, as he led the Gigantes de Carolina in the 2014-15 offseason, and the Atenienses de Manatí in the 2012-13 offseason.

Espada is married to Dr. Pamela Espada and the couple has two daughters, Eliana Marie and Viviana Elena. He attended the University of Mobile (Ala.), where he still ranks among the offensive leaders in several categories, owning the school's top two single-season batting averages (.468 in 1995 and .446 in 1996) and top career batting average (.442).

ESPADA AS A PLAYER

Year	Team	AVG	G	AB	R	H	2B	3B	HR	RBI	BB	SO	SB	CS	OBP	SLG	SF	SH	HB
1996	Southern Oregon (A)	.222	15	54	7	12	1	0	1	5	5	10	0	0	.300	.296	0	1	1
	West Michigan (A)	.270	23	74	9	20	2	0	0	4	13	11	3	1	.393	.297	0	0	2
1997	Visalia (A)	.274	118	445	90	122	7	3	3	39	72	69	46	17	.384	.324	3	7	9
1998	Huntsville (AA)	.255	51	161	29	41	7	1	1	22	27	15	7	4	.373	.329	1	5	4
1999	Midland (AA)	.338	113	435	85	147	15	2	6	51	62	51	22	16	.420	.423	3	2	2
	Vancouver (AAA)	.308	6	26	2	8	1	0	0	0	3	4	1	2	.379	.346	0	0	0
2000	Midland (AA)	.265	23	98	17	26	7	0	0	7	12	12	2	2	.357	.337	0	0	2
	Sacramento (AAA)	.234	40	145	21	34	7	0	0	10	27	23	7	2	.358	.283	0	3	1
2001	Calgary (AAA)	.300	79	290	61	87	20	2	3	30	39	49	13	7	.387	.414	3	3	4
	Col. Springs (AAA)	.259	7	27	8	7	2	0	1	2	5	6	3	2	.375	.444	0	0	0
2002	Omaha (AAA)	.224	74	223	18	50	12	0	0	23	19	26	14	4	.289	.278	4	6	3
2003	Memphis (AAA)	.269	8	26	3	7	0	2	1	1	0	5	0	0	.269	.538	0	0	0
	Palm Beach (A)	.236	47	178	17	42	7	0	0	9	20	13	10	4	.317	.275	0	1	1
	Frisco (AA)	.220	13	41	4	9	0	0	0	1	3	7	0	0	.273	.220	0	0	0
2004	Pensacola (IND)*	.336	71	271	53	91	4	2	4	47	22	25	18	5	.382	.410	3	8	0
	Montgomery (AA)	.265	27	98	8	26	1	1	0	5	7	14	2	3	.333	.296	0	1	3
2005	Pensacola (IND)*	.333	64	246	52	82	15	0	4	31	26	25	24	4	.400	.443	4	4	4
MINOR LEAGUE TOTALS		.275	644	2321	379	638	89	11	16	209	314	315	130	64	.367	.343	14	29	32

*Minor League totals do not include Independent League statistics



BRENT STROM

56

PITCHING COACH

Full Name: Brent Terry Strom
Opening Day Age: 71
Bats/Throws: Right/Left
Born: 10/14/48 in San Diego, CA
Resides: Tucson, AZ

MAJOR LEAGUE COACHING CAREER

Pitching Coach, Houston Astros (1996); Pitching Coach, Kansas City Royals (2000-01); Pitching Coach, Houston Astros (2014-present)

Brent Strom was named to his current position with the Astros on Oct. 22, 2013.

Strom, now 71 years young for the entirety of the 2020 regular season, is well regarded as one of the best pitching coaches in Major League Baseball. He's praised as an expert in pitching mechanics with an ability to relate to pitchers of all ages and improve their performance through rigorous preparation and advanced game plans.

Strom's approach has led the Astros pitching staffs to 1,671 strikeouts in 2019 and 1,687 strikeouts in 2018. Those two numbers represent the two highest single-season strikeout totals in Major League Baseball history. His World Series-winning 2017 Astros amassed 1,593 strikeouts, which is good for seventh all-time.

In 2018, Strom's pitching staff was the best in the Majors, as they led the league in ERA (3.11), strikeouts, opponent average (.217), WHIP (1.10), starter's ERA (3.16) and bullpen ERA (3.03). Additionally, the 2018 Astros allowed just 534 runs that season, the fewest allowed by an AL team in a non strike-shortened season since the DH started being used in 1973. For his efforts, Strom was named *Baseball America's* 2018 MLB Coach of the Year.

Prior to rejoining the Astros in 2014, Strom spent six seasons (2008-13) with the Cardinals organization, serving as their minor league pitching coordinator (2012-13) and as a minor league pitching instructor (2008-11).

Strom first joined Houston's organization in 1989, serving as a minor league pitching instructor for seven seasons (1989-95) before being elevated to Major League pitching coach in 1996. Prior to originally joining Houston, he spent time as a minor league coach with the Dodgers (1981-86). Among his other stops, Strom has also served as a pitching coordinator with the San Diego (1997) and Montreal/Washington organizations (1998-99, 2002-06).

His coaching career followed a pitching career that spanned 12 years (1970-81), including five MLB seasons with New York-NL (1972), Cleveland (1973) and San Diego (1975-77). He also pitched two minor league seasons in the Astros system (1979-80). Strom is just the second person to have Tommy John surgery (performed in 1978).

Prior to playing professionally, Strom attended USC, where he helped lead the Trojans baseball team to two NCAA championships. In 1970, he was a First Team All-American in his final season at USC. His professional career began after he was drafted third overall in the secondary phase of the 1970 draft by the New York Mets.

Strom is a member of the International Sports Group (ISG), a non-profit organization founded to grow the game of baseball across the globe, and has been participating in ISG clinics overseas for over 18 years.

Brent and his wife, Carrie, reside in Tucson, Ariz. Carrie was crowned Mrs. America in 1979, representing New Jersey. The couple has three dogs, one English bulldog (Macie Mae) and two French bulldogs (Angus and Virgil).

STROM AS A PLAYER

Year	Team	W	L	ERA	G	GS	CG	SHO	SV	IP	H	R	ER	HR	HB	BB	SO	WP	BK	AVG
1970	Visalia (A)	4	5	3.75	10	10	3	1	0	72.0	65	32	30	6	1	22	79	4	2	-
1971	Memphis (AA)	7	3	3.06	15	15	6	1	0	106.0	100	43	36	5	0	35	87	3	0	-
	Tidewater (AAA)	6	2	2.55	11	11	4	2	0	74.0	65	24	21	3	0	22	60	3	0	-
1972	Tidewater (AAA)	6	7	3.30	21	21	5	2	0	142.0	135	61	52	10	1	47	101	6	0	-
	NEW YORK (NL)	0	3	6.82	11	5	0	0	0	30.1	34	25	23	7	0	15	20	1	1	.296
1973	CLEVELAND	2	10	4.61	27	18	2	0	0	123.0	134	73	63	18	3	47	91	13	0	.278
1974	Oklahoma City (AAA)	3	4	5.22	9	9	2	0	0	50.0	48	33	29	8	1	22	39	4	0	-
	Hawaii (AAA)	3	7	6.88	13	13	1	0	0	68.0	75	54	52	18	1	32	60	5	0	-
1975	Hawaii (AAA)	8	3	1.50	12	12	8	1	0	90.0	70	22	15	7	1	22	85	7	0	-
	SAN DIEGO	8	8	2.54	18	16	6	2	0	120.1	103	42	34	6	2	33	56	5	2	.233
1976	SAN DIEGO	12	16	3.29	36	33	8	1	0	210.2	188	100	77	15	2	73	103	13	2	.239
1977	SAN DIEGO	0	2	12.42	8	3	0	0	0	16.2	23	25	23	5	0	12	8	0	1	.329
	Hawaii (AAA)	1	1	3.97	6	6	1	0	0	34.0	29	18	15	15	0	23	20	1	0	-
1978										--did not play--										
1979	Daytona Beach (A)	4	4	4.17	10	8	2	0	0	54.0	71	32	25	4	1	18	32	7	1	-
	Columbus (AA)	3	3	3.64	7	7	4	1	0	47.0	39	22	19	7	0	19	24	3	0	-
	Charleston (AAA)	3	0	3.00	6	5	1	0	0	36.0	36	12	12	4	0	9	7	2	1	-
1980	Tucson (AAA)	11	6	4.37	24	22	4	2	0	136.0	157	76	66	8	2	59	57	2	0	-
1981	Albuquerque (AAA)	2	0	8.53	7	2	0	0	0	19.0	32	20	18	4	0	6	3	0	0	-
	MINOR LEAGUE TOTALS	61	45	3.78	151	141	41	10	0	928.0	922	449	390	89	8	336	654	47	4	-
	MAJOR LEAGUE TOTALS	22	39	3.95	100	75	16	3	0	501.0	482	265	220	51	7	180	278	32	6	.254



ALEX CINTRÓN

Full Name: Alexander Cintrón

Opening Day Age: 41

Bats/Throws: Switch/Right

Born: 12/17/78 in Humacao, PR

Resides: Houston, TX

37

HITTING
COACH

MAJOR LEAGUE COACHING CAREER

Major League Coach, Houston Astros (2017); First Base Coach, Houston Astros (2018); Hitting Coach, Houston Astros (2019-present)

Alex Cintrón was named an Astros hitting coach on Nov. 21, 2018.

This is his second year in the hitting coach role, but his fourth overall on the Astros Major League staff. He spent the 2018 season as the club's first base coach and assisted in infield positioning.

In 2017, Cintrón worked as the Astros Spanish translator, advance scout and assistant coach. In that role, he assisted the Astros Spanish-speaking players with all matters, while working with the club's advance information department and assisting the Major League coaching staff. Cintrón spent much of the 2017 season on the bench as an active coach, first for a three-game stint in July and later in September once rosters expanded.

Cintrón has spent his last two offseasons managing the Gigantes de Carolina in the Puerto Rican Winter League. He led his club to a 17-15 record this offseason and a second-place finish in the four-team league. Additionally, Cintrón earned the League's Manager of the Year Award in 2018.

Cintrón had a professional career that lasted 16 years, from 1997-2012, which included parts of nine Major League seasons. He was originally a 36th-round pick by Arizona in 1997 and would make his debut with the Diamondbacks in 2001. He played parts of five seasons with the D-backs (2001-05), before finishing his career in Chicago-AL (2006-07), Baltimore (2008) and Washington (2009). He's a career .275 Major League hitter, including a great 2003 season with Arizona, in which he hit .317 (142x448) with 51 RBI in 117 games.

Born in Humacao, Puerto Rico, Cintrón is a resident of Houston and has run the Cintrón Baseball Youth Organization in the city since retiring from playing in 2012. He has one daughter, Alexandra.

CINTRON AS A PLAYER

Year	Team	AVG	G	AB	R	H	2B	3B	HR	RBI	BB	SO	SB	CS	OBP	SLG	SF	SH	HB
1997	AZL D-backs (R)	.197	43	152	23	30	6	1	0	20	21	32	1	4	.301	.250	1	3	2
	Lethbridge (R)	.333	1	3	0	1	0	0	0	0	0	1	0	0	.333	.333	0	1	0
1998	Lethbridge (R)	.264	67	258	41	68	11	4	3	34	20	32	8	4	.319	.372	2	3	2
1999	High Desert (A)	.307	128	499	78	153	25	4	3	64	19	65	15	8	.333	.391	4	17	3
2000	El Paso (AA)	.301	125	522	83	157	30	6	4	59	29	56	9	9	.336	.404	7	13	2
2001	Tucson (AAA)	.292	107	425	53	124	24	3	3	35	15	48	9	6	.315	.384	6	20	2
	ARIZONA	.286	8	7	0	2	0	1	0	0	0	0	0	0	.286	.571	0	0	0
2002	Tucson (AAA)	.322	85	351	53	113	22	3	4	26	11	33	9	5	.345	.436	1	10	2
	ARIZONA	.213	38	75	11	16	6	0	0	4	12	13	0	0	.322	.293	0	3	0
2003	Tucson (AAA)	.393	26	107	21	42	11	2	2	21	8	6	1	0	.435	.589	0	0	0
	ARIZONA	.317	117	448	70	142	26	6	13	51	29	33	2	3	.359	.489	3	5	2
2004	ARIZONA	.262	154	564	56	148	31	7	4	49	31	59	3	3	.301	.363	4	12	2
2005	ARIZONA	.273	122	330	36	90	19	2	8	48	12	33	1	2	.298	.415	3	2	1
2006	CHICAGO (AL)	.285	91	288	35	82	10	3	5	41	10	35	10	3	.310	.392	3	1	2
2007	CHICAGO (AL)	.243	68	185	23	45	7	1	2	19	9	35	2	1	.281	.324	1	0	1
2008	Norfolk (AAA)	.288	16	66	9	19	1	0	2	10	2	11	0	0	.329	.394	0	1	2
	BALTIMORE	.286	61	133	12	38	5	1	1	10	7	15	0	2	.321	.361	0	4	0
	Bowie (AA)	.333	3	9	0	3	0	0	0	0	1	2	0	0	.400	.333	0	0	0
	Frederick (A)	.600	2	5	2	3	0	0	1	2	0	1	0	0	.600	1.200	0	0	0
2009	Syracuse (AAA)	.500	5	18	2	9	1	0	0	3	0	1	0	0	.474	.556	1	0	0
	WASHINGTON	.077	21	26	1	2	0	0	0	0	2	7	0	0	.143	.077	0	0	0
	AZL Mariners (R)	.333	3	6	1	2	1	0	0	0	2	1	1	0	.500	.500	0	0	0
	Tacoma (AAA)	.248	30	113	8	28	4	1	2	9	2	18	2	0	.261	.354	0	3	0
2010	Buffalo (AAA)	.228	20	57	5	13	1	0	1	3	4	12	0	1	.279	.298	0	0	0
2011	Laguna (MEX)	.364	5	22	3	8	1	0	0	1	1	0	0	0	.375	.409	1	1	0
	Tucson (AAA)	.350	17	60	9	21	4	1	1	6	5	9	0	0	.394	.500	1	0	0
2012	Mexico City (MEX)	.240	7	25	7	6	2	0	0	3	6	2	0	0	.375	.320	1	0	0
MINOR LEAGUE TOTALS		.296	678	2651	388	786	141	25	26	292	139	328	55	37	.332	.398	23	71	15
MAJOR LEAGUE TOTALS		.275	680	2056	244	565	104	21	33	222	112	230	18	14	.313	.394	14	27	8



TROY SNITKER

Full Name: Troy Michael Snitker

Opening Day Age: 31

Bats/Throws: Right/Right

Born: 12/5/88 in Atlanta, GA

Resides: Marietta, GA

46

**HITTING
COACH**

MAJOR LEAGUE COACHING CAREER

Hitting Coach, Houston Astros (2019-present)

Troy Snitker was named an Astros hitting coach on Nov. 21, 2018.

This will be Snitker's second season on a Major League coaching staff, but his fifth with the Astros organization overall. Prior to joining the Astros, he spent his 2018 season as the hitting coach at Double A Corpus Christi, where he was named the Texas League's Inaugural Mike Coolbaugh Memorial Coach of the Year, which is given to a Texas League figure who has shown an outstanding baseball work ethic, knowledge of the game, and skill in mentoring young players on the field.

Snitker originally joined the Astros in 2016 as the organization's rehab hitting coordinator and a coach for the GCL Astros. In 2017, he was the hitting coach at Class A Advanced Buies Creek and the next season, he was promoted to Corpus Christi.

Prior to joining the Astros, Snitker was a graduate assistant on the baseball coaching staff at his alma mater, the University of North Georgia.

The former catcher played two seasons in the Atlanta Braves minor league system (2011-12) before getting traded to Pittsburgh in 2013. He then played one season in the Independent Atlantic League (2013).

Snitker was drafted by the Braves in the 19th round of the 2011 draft after a highly successful two-year run at North Georgia. During his final season at the school in 2011, Snitker was named Peach Belt All-Conference after hitting .340 with a team-best six home runs and 44 RBI, while starting behind the dish in all 54 of the Saints' games.

Snitker has a bachelor's degree in exercise science and a master's degree in physical education. He is also a Certified Strength and Conditioning Specialist (CSCS) and is certified by the Titleist Performance Institute.

Troy is the son of Atlanta Braves manager Brian Snitker, and is a graduate of Brookwood High School in Snellville, Ga.

SNITKER AS A PLAYER

Year	Team	AVG	G	AB	R	H	2B	3B	HR	RBI	BB	SO	SB	CS	OBP	SLG	SF	SH	HB
2011	GCL Braves (R)	.200	36	110	9	22	7	0	3	14	8	25	0	1	.282	.345	1	0	5
	Rome (A)	.222	3	9	0	2	1	0	0	0	0	3	0	0	.222	.333	0	0	0
2012	Danville (R)	.274	25	73	15	20	7	0	1	7	10	24	0	0	.369	.411	0	2	1
	Lynchburg (A)	.000	1	3	0	0	0	0	0	0	0	1	0	0	.000	.000	0	0	0
2013	S. Maryland (IND)	.353	5	17	4	6	1	0	1	2	3	5	0	0	.450	.588	0	0	0
MINOR LEAGUE TOTALS		.226	65	195	24	44	15	0	4	21	18	53	0	1	.309	.364	1	2	6

*Minor League totals do not include Independent League statistics



OMAR LOPEZ

Full Name: Omar E. Lopez
Opening Day Age: 43
Bats/Throws: Right/Right
Born: 1/3/77 in Valencia, VZ
Resides: Orlando, FL

18

FIRST BASE
COACH

MAJOR LEAGUE COACHING CAREER

First Base Coach, Houston Astros (2020-present)

Omar Lopez was named the Astros first base coach on Dec. 23, 2019.

The 2020 season is Lopez's first on the Astros Major League staff, but his 22nd season in the Astros organization. He joined the staff from Double A Corpus Christi, where he managed the Hooks for two seasons (2018-19), including a 2018 campaign in which he was named the Texas League Manager of the Year after leading the Hooks to an 82-56 record.

Prior to his current post, Lopez managed in the Astros system for a total of 12 seasons, serving stints at Corpus Christi (2018-19), Buies Creek (2017), Quad Cities (2013-14, 2016), Lancaster (2015), Greeneville (2011-12), the Gulf Coast League (2009-10) and the Venezuelan Summer League (2008). In 2013, Lopez led Quad Cities to a Midwest League Championship title after an 81-57 finish in the regular season. That team featured 16 future Major Leaguers, including two current Astros in shortstop Carlos Correa and right-handed pitcher Lance McCullers Jr.

Additionally, Lopez was named the Manager of the Year in the Venezuelan Professional Baseball League for the 2014-15 season after guiding the Caribes de Anzoategui to a league-best 39-24 regular season record and an LVBP Championship title in what was his first year as the club's manager. As a 38-year-old, Lopez was the youngest manager in the league and became the third manager in the history of the Caribes club to win the prestigious award.

In 2010, Lopez earned the Astros Player Development Man of the Year award, as he was credited with guiding the organization's Spanish-speaking prospects through their first year of professional baseball in the United States. Prior to starting his managerial career in 2008, Lopez served as a hitting and infield instructor in the Astros Venezuelan program and was a full-time scout from 1999-2007. While in Venezuela, Lopez was one of the scouts who recommended that the Astros sign Jose Altuve, who was a 16-year-old free agent at the time.

A native of Valencia, Venezuela, Lopez played three seasons of minor league baseball with the Chicago White Sox (1996-97) and Arizona Diamondbacks (1998). He played his first professional season with Rookie Level Bristol in 1996, leading the club in walks over 55 games. In 1997 at Bristol, the third baseman hit .276 with 23 RBI while setting career highs in almost every category. He finished his career in 1998 with Arizona's Class A affiliate at South Bend.

Omar and his wife Helen reside in Orlando, Fla. They have two children, Omar Eduardo and Emily Gabriela.

LOPEZ AS A PLAYER

Year	Team	AVG	G	AB	R	H	2B	3B	HR	RBI	BB	SO	SB	CS	OBP	SLG	SF	SH	HB
1996	Bristol (R)	.216	55	171	19	37	8	1	1	14	27	30	6	4	.328	.292	1	4	2
1997	Bristol (R)	.276	49	170	29	47	4	0	3	23	24	22	7	3	.369	.353	2	2	2
1998	South Bend (A)	.143	11	35	4	5	2	0	0	2	5	8	0	0	.244	.200	1	0	0
MINOR LEAGUE TOTALS		.237	115	376	52	89	14	1	4	39	56	60	13	7	.339	.311	4	6	4



GARY PETTIS

Full Name: Gary George Pettis

Opening Day Age: 61

Bats/Throws: Switch/Right

Born: 4/3/58 in Oakland, CA

Resides: San Clemente, CA

8

**THIRD BASE
COACH**

MAJOR LEAGUE COACHING CAREER

First Base Coach, Chicago White Sox (2001-02); First Base Coach, New York Mets (2003-04); First Base Coach, Texas Rangers (2007-12); Third Base Coach, Texas Rangers (2013-14); Third Base Coach, Houston Astros (2015-present)

Gary Pettis was named the Astros third base coach on Oct. 17, 2014. In addition to his third base coach responsibilities, Pettis is the club's outfield and baserunning instructor. Under Pettis' guidance, Astros outfielders have combined to post the highest fielding percentage in the Majors from 2017-19 with a .991 mark.

Prior to joining the Astros, Pettis spent eight seasons (2007-14) on the Major League coaching staff of the Texas Rangers. He spent his last two seasons (2013-14) with the Rangers as their third base coach after spending six seasons (2007-12) as the club's first base coach. Over those eight years, Pettis also served as the club's outfield and baserunning instructor.

Pettis also served on the Major League staffs of the New York Mets (2003-04) and Chicago White Sox (2001-02) as first base and outfield coach. Pettis began his coaching career as a roving minor league instructor for the Angels (1995) and White Sox (1997-2000), and later had a two-year stint as Milwaukee's Triple A hitting instructor (2005-06).

The former outfielder was a five-time Gold Glove winner during his 14-year Major League career with the California Angels (1982-87), Detroit Tigers (1988-89, 1992), Texas Rangers (1990-91) and San Diego Padres (1992). He amassed 354 career steals and stole at least 40 bases five times during his career, which included a pair of 50-steal seasons. His Gold Gloves came in 1985, 1986, 1988, 1989 and 1990, which made him the fifth player in Major League history to win a Gold Glove with three different teams.

Pettis makes his offseason home in San Clemente, Calif., with his wife Peggy. The couple has two daughters, Paige and Shaye, and two sons, Kyler and Dante. Dante was a second-round pick of the San Francisco 49ers in 2018 after starring as a consensus All-American wide receiver at the University of Washington. He owns the NCAA record for career punt return touchdowns with nine, including four in 2017. Kyler is a model and actor, who appeared on the television soap opera Days of Our Lives for four years (2015-18) and over 124 episodes.

PETTIS AS A PLAYER

Year	Team	AVG	G	AB	R	H	2B	3B	HR	RBI	BB	SO	SB	CS	OBP	SLG	SF	SH	HB
1979	Idaho Falls (R)	.318	50	198	39	63	10	10	3	26	17	53	15	5	.384	.515	0	1	4
1980	Salinas (A)	.239	118	393	71	94	15	3	2	31	79	128	43	13	.379	.308	2	1	11
1981	Holyoke (AA)	.266	120	421	77	112	8	9	3	36	86	93	55	12	.394	.349	2	4	4
1982	Spokane (AAA)	.288	133	528	108	152	22	14	1	59	78	107	53	18	.380	.388	1	4	1
	CALIFORNIA	.200	10	5	5	1	0	0	1	1	0	2	0	0	.200	.800	0	0	0
1983	Edmonton (AAA)	.285	132	529	138	151	27	8	11	52	81	121	52	6	.382	.429	5	4	5
	CALIFORNIA	.294	22	85	19	25	2	3	3	6	7	15	8	3	.348	.494	0	1	0
1984	CALIFORNIA	.227	140	397	63	90	11	6	2	29	60	115	48	17	.332	.300	1	5	3
1985	CALIFORNIA	.257	125	443	67	114	10	8	1	32	62	125	56	9	.347	.323	2	9	0
1986	CALIFORNIA	.258	154	539	93	139	23	4	5	58	69	132	50	13	.339	.343	5	15	0
1987	CALIFORNIA	.208	133	394	49	82	13	2	1	17	52	124	24	5	.302	.259	0	1	1
	Edmonton (AAA)	.125	8	16	6	2	1	0	0	1	3	5	3	1	.263	.188	0	0	0
1988	DETROIT	.210	129	458	65	96	14	4	3	36	47	85	44	10	.285	.277	0	6	1
1989	Toledo (AAA)	.333	6	21	6	7	1	0	1	3	7	2	4	3	.500	.524	0	0	0
	DETROIT	.257	119	444	77	114	8	6	1	18	84	106	43	15	.375	.309	0	8	0
1990	TEXAS	.239	136	423	66	101	16	8	3	31	57	118	38	15	.333	.336	3	11	4
1991	TEXAS	.216	137	282	37	61	7	5	0	19	54	91	29	13	.341	.277	1	6	0
1992	SAN DIEGO	.200	30	30	0	6	1	0	0	0	2	11	1	0	.250	.233	0	0	0
	Toledo (AAA)	.171	10	35	5	6	0	0	0	3	8	10	5	2	.326	.171	0	0	0
	DETROIT	.202	48	129	27	26	4	3	1	12	27	34	13	4	.338	.302	1	3	0
1993	Tacoma (AAA)	.237	26	76	16	18	4	0	0	6	22	24	5	2	.408	.289	0	2	0
	MINOR LEAGUE TOTALS	.273	603	2217	466	605	88	44	21	217	381	543	235	62	.384	.381	10	16	25
	MAJOR LEAGUE TOTALS	.236	1183	3629	568	855	109	49	21	259	521	958	354	104	.332	.310	13	65	9

LEAGUE CHAMPIONSHIP SERIES RECORD

Year	Club, Opp	AVG	G	AB	R	H	2B	3B	HR	RBI	BB	SO	SB	CS	OBP	SLG	SF	SH	HB
1986	CAL/BOS	.346	7	26	4	9	1	0	1	4	3	5	0	2	.414	.500	0	2	0

PLAYERS

PLAYER
DEVELOPMENT

2019 REVIEW

OPPONENTS

HISTORY
AND RECORDS

SPRING TRAINING

MEDIA
INFORMATIONMINUTE MAID
PARK



JOSH MILLER

Full Name: Joshua Benjamin Miller

Opening Day Age: 41

Bats/Throws: Right/Right

Born: 2/7/79 in Melbourne Beach, FL

Resides: West Palm Beach, FL

48

**BULLPEN
COACH**

MAJOR LEAGUE COACHING CAREER

Bullpen Coach, Houston Astros (2019-present)

Josh Miller was named the Astros bullpen coach on Nov. 21, 2018.

This year marks his 14th season with the Astros and his second at the Major League level. Prior to joining the Major League staff, Miller spent the 2018 season as the organization's pitching coordinator. He also served as the Astros complex pitching coordinator for two seasons from 2016-17, overseeing the Astros pitching programs at their complex in West Palm Beach, Fla.

Miller began his coaching career in 2013 as a pitching coach at Rookie Level Greeneville, which followed a two-year stint as a pro scout for the Astros. He spent three total seasons as Greeneville's pitching coach, helping to lead the club to an Appalachian League Championship title in 2015.

A veteran of seven minor league seasons in the Phillies (2001-2003) and Astros (2005-08) organizations, Miller was originally drafted by Philadelphia in the 32nd round of the June 2001 draft out of North Carolina State University. During his 10 combined seasons in the minors and Independent leagues (2004-05, 2009-10), he posted a 67-55 record and a 4.01 ERA.

Miller makes his offseason home in Debary, FL with his wife, Danielle, and their son Alexander.

MILLER AS A PLAYER

Year	Team	W	L	ERA	G	GS	CG	SHO	SV	IP	H	R	ER	HR	HB	BB	SO	WP	BK	AVG
2001	Batavia (A)	2	1	2.59	17	0	0	0	0	31.1	36	11	9	2	3	4	21	0	0	.283
2002	Clearwater (A)	3	2	2.42	49	0	0	0	17	70.2	78	26	19	3	4	11	39	5	0	.278
2003	Reading (AA)	0	3	5.36	43	2	0	0	1	84.0	98	52	50	9	7	19	40	3	0	.294
	Clearwater (A)	0	0	0.00	1	0	0	0	0	1.0	0	0	0	0	0	0	0	0	0	.000
2004	New Jersey (IND)	8	3	3.76	21	17	0	0	0	110.0	119	53	46	10	11	28	76	4	1	-
2005	Bridgeport (IND)	7	6	3.88	20	20	2	0	0	137.0	149	63	59	11	9	35	78	0	0	-
	Corpus Christi (AA)	0	1	7.04	3	0	0	0	0	7.2	9	6	6	1	0	1	5	0	0	.281
2006	Corpus Christi (AA)	11	10	4.14	33	22	1	0	0	152.0	163	83	70	14	10	41	103	5	0	.278
2007	Corpus Christi (AA)	4	4	3.48	25	10	0	0	3	98.1	99	46	38	12	4	18	61	0	0	.261
	Round Rock (AAA)	2	2	3.89	10	4	1	0	0	39.1	46	18	17	4	0	7	19	0	0	.303
2008	Round Rock (AAA)	8	9	5.41	28	21	2	1	1	148.0	186	94	89	30	2	19	74	0	1	.309
2009	Somerset (IND)	10	5	3.65	15	14	2	0	0	101.0	113	49	41	9	2	19	55	0	1	-
2010	Somerset (IND)	12	9	3.65	29	29	3	0	0	187.1	200	89	76	18	8	27	101	1	0	-
MINOR LEAGUE TOTALS		30	32	4.24	209	59	4	1	22	632.1	715	336	298	75	30	120	362	13	1	.287

*Minor League totals do not include Independent League statistics



CHRIS SPEIER

Full Name: Chris Edward Speier

Opening Day Age: 69

Bats/Throws: Right/Right

Born: 6/28/50 in Alameda, CA

Resides: Palos Verdes, CA

36

QUALITY
CONTROL COACH

MAJOR LEAGUE COACHING CAREER

Third Base Coach, Milwaukee Brewers (2000); Third Base Coach, Arizona Diamondbacks (2001); Bench Coach, Oakland Athletics (2004); Third Base Coach, Chicago Cubs (2005-06); Bench Coach, Cincinnati Reds (2008-13); Bench Coach, Washington Nationals (2016-17); Quality Control Coach, Houston Astros (2020-present)

Chris Speier was named the Astros quality control coach on Feb. 14, 2020. Houston is Speier's eighth MLB organization as a manager, coach, or instructor, including time with San Francisco (1990-91), Chicago-NL (1995, 2005-06), Arizona (1996-99, 2001), Milwaukee (2000), Oakland (2004), Cincinnati (2008-13) and Washington (2016-17).

This will be Speier's fourth time to work with Baker, having originally joined Baker as his third base coach for the Cubs for two seasons from 2005-06. He went on to serve as Baker's bench coach at his next two managerial stops, five seasons in Cincinnati (2008-13) and two seasons in Washington (2016-17).

His other Major League stops include time as a third base coach for the Brewers (2000) and then Diamondbacks (2001), where he won a World Series Championship. He also served as the bench coach for the A's in 2004.

Speier played 19 years professionally, posting a .246 average with 302 doubles, 112 home runs and 50 triples in a career that featured three All-Star selections (1972-74), spanned stops in San Francisco, Montreal, St. Louis, Minnesota and Chicago and included three postseason appearances (1971, 1981, 1987). Selected by the Giants in the first round (No. 2 overall) of the secondary phase of the 1970 amateur draft, Speier appeared in 2,260 Major League games. His best season came in 1972, when he hit .269 with 25 doubles, two triples, 15 home runs and 71 RBI for the Giants. His best postseason came in 1971, hitting .357 during the National League Championship Series vs. the Pirates.

Speier lives in California with his wife, Katie. The couple has six children: Justin, Luke, Cole, Travis, Erika and Brittany.

SPEIER AS A PLAYER

Year	Team	AVG	G	AB	R	H	2B	3B	HR	RBI	BB	SO	SB	CS	OBP	SLG	SF	SH	HB
1970	Amarillo (AA)	.283	129	460	44	130	20	5	6	66	54	56	2	4	.357	.387	2	8	
1971	SAN FRANCISCO	.235	157	601	74	141	17	6	8	46	56	90	4	7	.307	.323	1	5	7
1972	SAN FRANCISCO	.269	150	562	74	151	25	2	15	71	82	92	9	4	.361	.400	7	4	3
1973	SAN FRANCISCO	.249	153	542	58	135	17	4	11	71	66	69	4	5	.332	.356	2	5	2
1974	SAN FRANCISCO	.250	141	501	55	125	19	5	9	53	62	64	3	2	.336	.361	2	8	4
1975	SAN FRANCISCO	.271	141	487	60	132	30	5	10	69	70	50	4	5	.362	.415	3	3	1
1976	SAN FRANCISCO	.226	145	495	51	112	18	4	3	40	60	52	2	2	.311	.297	7	6	4
1977	SAN FRANCISCO	.176	6	17	1	3	1	0	0	0	0	3	0	0	.176	.235	0	0	0
	MONTREAL	.235	139	531	58	125	30	6	5	38	67	78	1	2	.321	.343	2	3	1
1978	MONTREAL	.251	150	501	47	126	18	3	5	51	60	75	1	0	.329	.329	6	2	1
1979	MONTREAL	.227	113	344	31	78	13	1	7	26	43	45	0	0	.317	.331	1	0	3
1980	MONTREAL	.265	128	388	35	103	14	4	1	32	52	38	0	3	.351	.330	1	6	0
1981	MONTREAL	.225	96	307	33	69	10	2	2	25	38	29	1	2	.310	.290	0	6	0
1982	MONTREAL	.257	156	530	41	136	26	4	7	60	47	67	1	6	.316	.360	4	3	1
1983	MONTREAL	.257	88	261	31	67	12	2	2	22	29	37	2	1	.332	.341	3	3	2
1984	MONTREAL	.150	25	40	1	6	0	0	0	1	1	8	0	0	.171	.150	0	2	0
	ST. LOUIS	.178	38	118	9	21	7	1	3	8	9	19	0	0	.242	.331	0	1	1
	MINNESOTA	.212	12	33	2	7	0	0	0	1	3	7	0	0	.278	.212	0	1	0
1985	CHICAGO (NL)	.243	106	218	16	53	11	0	4	24	17	34	1	3	.295	.349	2	3	0
1986	CHICAGO (NL)	.284	95	155	21	44	8	0	6	23	15	32	2	2	.349	.452	1	4	1
1987	SAN FRANCISCO	.249	111	317	39	79	13	0	11	39	42	51	4	7	.342	.394	1	1	3
1988	SAN FRANCISCO	.216	82	171	26	37	9	1	3	18	23	39	3	3	.311	.333	1	5	1
1989	Phoenix (AAA)	.273	9	22	5	6	1	0	0	4	8	7	1	0	.467	.318	0	1	0
	SAN FRANCISCO	.243	28	37	7	9	4	0	0	2	5	9	0	0	.333	.351	0	2	0
MINOR LEAGUE TOTALS		.282	138	482	49	136	21	5	6	70	62	63	3	4	.363	.384	2	9	0
MAJOR LEAGUE TOTALS		.246	2260	7156	770	1759	302	50	112	720	847	988	42	54	.327	.349	44	73	35

DIVISION SERIES RECORD

Year	Club, Opp	AVG	G	AB	R	H	2B	3B	HR	RBI	BB	SO	SB	CS	OBP	SLG	SF	SH	HB
1981	MON/PHI	.400	5	15	4	6	2	0	0	3	4	2	0	0	.526	.533	0	0	0

LEAGUE CHAMPIONSHIP SERIES RECORD

Year	Club, Opp	AVG	G	AB	R	H	2B	3B	HR	RBI	BB	SO	SB	CS	OBP	SLG	SF	SH	HB
1971	SF/PIT	.357	4	14	4	5	1	0	1	1	1	1	0	0	.400	.643	0	0	0
1981	MON/LAD	.188	5	16	0	3	0	0	0	0	2	0	0	0	.278	.188	0	0	0
1987	SF/STL	.000	3	5	0	0	0	0	0	0	0	2	0	0	.000	.000	0	0	0
TOTALS		.229	12	35	4	8	1	0	1	1	3	3	0	0	.289	.343	0	0	0



MICHAEL COLLINS

Full Name: Michael John Donald Collins**Opening Day Age:** 35**Bats/Throws:** Right/Right**Born:** 7/18/84 in Canberra, AUS**Resides:** Phoenix, AZ

17

MAJOR LEAGUE
COACH

MAJOR LEAGUE COACHING CAREER

Major League Coach, Houston Astros (2020-present)

Michael Collins is in his third season with the Astros, this year serving as a Major League coach. He spent the last two seasons as the Astros catching coach and bullpen catcher.

Collins joined the Astros in 2018 after a seven-year stint (2011-17) in the San Diego Padres organization, including a six-year run (2012-17) as a minor league manager. He last served as the manager in the Arizona Rookie League, holding that post for three seasons overall (2013, 2016-17). He also managed in the Dominican Summer League (2012), at Class A Fort Wayne (2014) and at Class A Lake Elsinore (2015). While with Fort Wayne, Collins led his club to a division championship and earned the Padres 2014 Jack Krol Award for his contributions to player development.

Additionally, Collins managed his hometown Canberra Cavalry of the Australian Baseball League for six off-seasons from 2012-18. In his six years on the job, he led Canberra to one Australian Baseball League Championship (2012-13) and to two second place finishes (2013-14, 2017-18).

Collins is a former player, having played 10 years in minor league baseball with the Los Angeles-AL (2001-08) and San Diego (2009-10) organizations. He topped out at the Triple A level in 2009 and 2010 but had his best minor league season in 2005 at Class A Advanced Cedar Rapids. That season, Collins appeared in 100 games, hitting .320 (116x363) with 32 doubles, seven home runs, 64 RBI and an .894 OPS.

Following his minor league career, Collins played two seasons (2010-11, 2011-12) for Canberra before taking the reigns as the club's manager in for the 2012-13 campaign.

A native of Canberra, Australia, Collins originally signed as a 16-year-old minor league free agent with the Angels in 2001.

COLLINS AS A PLAYER

Year	Team	AVG	G	AB	R	H	2B	3B	HR	RBI	BB	SO	SB	CS	OBP	SLG	SF	SH	HB
2001	AZL Angels (R)	.179	20	39	2	7	0	0	0	1	3	11	1	0	.256	.179	0	0	1
2002	AZL Angels (R)	.275	43	153	23	42	10	1	0	22	14	31	7	3	.353	.353	1	0	5
2003	Provo (R)	.333	37	132	20	44	8	2	1	15	3	19	0	0	.353	.447	2	0	2
	AZL Angels (R)	.368	11	38	9	14	5	1	0	6	2	5	0	0	.409	.553	2	0	2
2004	Cedar Rapids (A)	.207	33	111	10	23	6	0	1	12	13	21	0	3	.313	.288	0	1	4
2005	Cedar Rapids (A)	.320	100	363	64	116	32	3	7	64	34	44	16	8	.412	.482	3	1	25
2006	Rancho Cuc. (A)	.291	125	477	61	139	29	1	7	82	29	74	9	9	.371	.400	3	1	33
2007	Arkansas (AA)	.242	119	429	43	104	18	3	5	45	12	70	5	4	.286	.333	2	5	15
2008	Arkansas (AA)	.264	67	250	45	66	18	2	5	37	15	37	8	5	.351	.412	5	2	21
2009	Portland (AAA)	.091	5	11	1	1	0	0	0	0	4	1	0	0	.333	.091	0	0	0
	San Antonio (AA)	.240	53	150	13	36	9	0	3	20	24	32	0	0	.375	.360	1	0	9
2010	Portland (AAA)	.250	3	8	0	2	1	0	0	0	0	1	0	0	.250	.375	0	0	0
	San Antonio (AA)	.260	41	146	24	38	7	3	3	26	14	29	1	0	.337	.411	0	0	3
	Lake Elsinore (A)	.311	28	106	14	33	11	2	6	19	9	17	2	1	.359	.623	2	0	0
	AZL Padres (R)	.000	3	9	0	0	0	0	0	1	1	3	0	0	.091	.000	1	0	0
MINOR LEAGUE TOTALS		.275	688	2422	329	665	154	18	38	350	177	395	49	33	.351	.400	22	10	120



JEREMIAH RANDALL

HEAD ATHLETIC TRAINER



Jeremiah Randall was named the Astros Major League Head Athletic Trainer on Nov. 9, 2015. The 2019 season will be his fifth atop the Astros athletic training staff.

He and his staff are recognized as one of the best in baseball, as the group was named the Major League Baseball Athletic Training Staff of the Year in 2017, an award that's given out by PBATS (Professional Baseball Athletic Trainers Society) and voted on by training staffs from throughout the league.

Prior to joining the Astros, he spent the previous three seasons with the Pittsburgh Pirates serving as the club's Major League Rehab Coordinator and Physical Therapist/Assistant Athletic Trainer.

Prior to joining the Pirates, Randall worked two seasons with the Los Angeles Dodgers, serving as their Minor League Rehab Coordinator in 2010 and as their Major League Physical Therapist for the 2011 season. In addition to his time in Major League Baseball, Randall spent time as an intern in the NFL with the Seattle Seahawks and New England Patriots. He has also presented at several national sports medicine conferences and has contributed as an author to various sports medicine and rehabilitation textbooks.

Currently, he is the principal investigator for the testing of several functional upper extremity assessment tools for use in the overhead throwing athlete. In addition to his clinical research, he has co-authored several case studies that are under peer review for publication in the American Journal of Sports Medicine.

Randall received his Doctor of Physical Therapy Degree in 2009 from the University of Miami (FL). He conducted research while at the University of Miami involving active military members and aided in the development of the Comprehensive High-level Activity Mobility Predictor (CHAMP). He received his undergraduate degree in biology from Tabor College in Hillsboro, Kan., and went on to the University of Kansas to obtain his athletic training degree. During his time at Tabor College, he was a three-year letterman in basketball and track and received all-conference honors in both sports.

Randall was born in Mound City, Kan. He resides in The Woodlands, Texas, with his wife, Kelly, daughter Aliann and son Declan.



LEE MEYER

ASSISTANT ATHLETIC TRAINER



Lee Meyer is in his second season on the Astros Major League staff as an assistant athletic trainer. He is a Certified Strength and Conditioning Specialist, a Licensed Athletic Trainer and a Certified Athletic Trainer.

Prior to joining the Major League staff, Meyer spent his last two seasons as the athletic trainer at Triple A Fresno (2017-18), where he was named the 2018 Pacific Coast League Athletic Trainer of the Year, as named by the Professional Baseball Athletic Trainers Society.

Meyer joined the Astros organization in 2017 from the New York Yankees, where he spent seven seasons working as an athletic trainer in the club's minor league system.

Meyer began his career in professional baseball at Class A Short Season Staten Island in 2010. He then went on to Class A Charleston (2011) before moving up to Class A Advanced Tampa for two seasons (2012-13) and Double A Trenton for three seasons (2014-16).

Meyer has also spent three offseasons as the head athletic trainer for the Cardenales de Lara in the Venezuelan Winter League.

Prior to landing a full-time position with the Yankees, Meyer served internships with the Rockies and Pirates, as well as the Indianapolis Colts of the NFL and Walt Disney World.

Meyer graduated from the University of Wisconsin-Stevens Point in 2008, receiving his bachelor's degree in athletic training with a minor in Spanish. He then earned his master's degree in sport management at Minnesota State University, Mankato in 2009. In 2016, he received a Distinguished Alumni award from his alma mater, UW-Stevens Point.

A Beaver, Wis., native, Meyer has completed multiple IRONMAN races over the years, raising over \$10,000 in charitable donations. He now resides in Missouri City with his wife, Claudia, and dog, Lambeau.



SAM BELL

ASSISTANT ATHLETIC TRAINER / PHYSICAL THERAPIST



Sam Bell joined the Astros medical staff in 2019 and serves a dual role of athletic trainer and team physical therapist. Prior to joining the Astros, he spent the last six years (2012-18) as a physical therapist and assistant athletic trainer with the Baltimore Ravens, which included their 2012-13 Super Bowl Championship season.

Bell is a certified doctor, having received his doctorate of physical therapy from Columbia University in 2012, his masters in athletic training from West Virginia in 2009 and his bachelors in athletic training from Purdue in 2006.

While earning his degrees, Bell had ample experience in professional sports, including spending time with the 2012 Pittsburgh Pirates (school rotation), the 2006-07 Miami Dolphins (staff assistant athletic trainer) and the 2004-05 Tampa Bay Buccaneers (athletic training summer intern).

Collegiately, Bell served as a graduate assistant athletic trainer for West Virginia from 2007-09 and as a student athletic trainer for Purdue from 2002-06.

Bell resides in Houston, with his wife, Amanda, and son Sammy. They spend their time biking, hiking, camping and surfing.



BRENDAN VERNER

MAJOR LEAGUE STRENGTH AND CONDITIONING COACH



Brendan Verner is in his third season as the Astros Major League strength and conditioning coach. This is his eighth season overall with the organization, as he spent the previous five years as the Astros strength and conditioning coordinator (2013-17) prior to joining the Major League staff in 2018. In that role, he worked out of the Astros Spring Training complex, while making trips to the Astros minor league affiliates.

Prior to his time with the Astros, Verner served as the assistant strength and conditioning coordinator at the minor league level for San Diego from 2011-12.

Verner spent two seasons as Cleveland's assistant strength and conditioning coach at the Major League level from 2007-08, where he assisted in coordinating the strength and conditioning evaluations of all minor league and Major League players. He also spent four years working as a strength and conditioning coach in the Cleveland and Pittsburgh minor league systems.

Verner graduated from Cleveland State University in 2007 with a Master of Arts in exercise science, and received his Bachelor of Arts degree in P.E. and exercise science in 2004 from John Carroll University. He is a certified strength and conditioning specialist (CSCS), a registered strength and conditioning coach (RSCC) and a member of the National Strength and Conditioning Association (NSCA).



TAYLOR RHOADES

ASSISTANT STRENGTH COACH



Taylor Rhoades joins the Astros Major League staff this season as the club's Assistant Strength & Conditioning Coach.

He spent his last six years in the Astros minor league system, most recently serving as the club's Assistant minor league Strength and Conditioning Coordinator for two seasons (2018-19), working out of the Astros Spring Training complex in West Palm Beach, Fla.

Rhoades originally joined the Astros in 2014 as the Strength and Conditioning Coach for the Class A Short Season Tri-City ValleyCats. He then moved up to Class A Advanced Lancaster in 2015, where he was named the Astros Strength and Conditioning Coach of the Year. Rhoades then served as the Strength and Conditioning Coach for Double A Corpus Christi in 2016 and Triple A Fresno in 2017.

Rhoades, who played on the baseball team at Bowling Green State University, spent six months working as a graduate assistant in the university's strength and conditioning department, where he worked mainly with the Olympic sport athletes. Rhoades also spent two summers working for the Class A Kane County Cougars of the Midwest League.



KATSUMI OKA

MASSAGE THERAPIST



Katsumi Oka has been the Astros massage therapist since the 2008 season.

Prior to joining the Astros, he had spent his previous 15 years as the director of the Ichigaya Branch of the Miyagawa Bonesetter's Office in Hyogo, Japan. Before taking over as the director, he spent 10 years with the office as a certified professional massage therapist.

Oka is a graduate of the Meiji School of Oriental Medicine in Osaka, Japan, and is a native of Hyogo, Japan.



JAVIER BRACAMONTE

BULLPEN CATCHER



Javier Bracamonte joined the Astros as a bullpen catcher in 2001. In his role, Bracamonte, who wears jersey number 85, travels to Spring Training and on every road trip assisting the coaching staff by catching bullpens, throwing batting practice and hitting infield practice.

During his time with Houston, Bracamonte has taken part in five MLB All-Star Games, including the last two as the batting practice pitcher in the Home Run Derby for Alex Bregman. He also took part in the 2004 All-Star Game in Houston, catching bullpens and working pregame activities. He would pitch batting practice in the next two All-Star Games, throwing to Andruw Jones and Jason Bay in 2005 in Detroit and to Miguel Cabrera in Pittsburgh in 2006.

A former shortstop and second baseman, Bracamonte played at the New York Yankees Venezuelan Academy from 1988-90, which made him just the third Venezuelan to sign a professional contract after serving as a bat boy in the Venezuelan Winter League. He would join the Astros organization in 2001 after five years of giving private baseball lessons.

Born in Caracas, Venezuela, he now resides in Houston, Texas, with his wife, Katie, and his daughters, Jaelyn and Jade. His son Gustavo currently works in the Miami Marlins ticket office.

PLAYERS

PLAYER
DEVELOPMENT


2019 REVIEW

OPPONENTS

HISTORY
AND RECORDS

SPRING TRAINING

MEDIA
INFORMATIONMINUTE MAID
PARK



CARL SCHNEIDER

CLUBHOUSE MANAGER



Carl Schneider, who has been with the Astros organization since 1989, became the Astros clubhouse manager in 2011. While with the Astros, Schneider has worked 10 Astros playoff runs, four All-Star Games (1998, 2003-04, 2018) and three World Series (2005, 2017, 2019).

For his efforts in 2017, Schneider was named the winner the 2017 Pete Sheehy Clubhouse Award (Clubhouse Manager of the Year), which is given out annually to a home and visiting clubhouse manager, and voted on by the MLB Clubhouse Manager's Association.

Schneider originally joined the Astros in 1989 as a bat boy and also handled clubhouse duties during the baseball season. He joined the home clubhouse staff full time in 1995 and would work in that role until assuming the clubhouse manager duties in 2011.

A Texas native, Schneider currently resides in Houston with his wife, Emilie, and their sons Zachry and Max and daughters Amie and Madyson. Schneider's oldest son, Zach, is currently a freshman left-handed pitcher at Truman State University in Missouri.



STEVE PERRY

VISITING CLUBHOUSE MANAGER



Steve Perry has worked for the Astros organization since 1979 and has served as the visiting clubhouse manager since 1989.

Over the years, Perry has developed a fine reputation in Major League Baseball for his work. He is a three-time winner (2000, 2008-09) of the Pete Sheehy Clubhouse Award (Clubhouse Manager of the Year), which is given out annually to a home and visiting clubhouse manager. The award is voted on by his peers within the MLB Clubhouse Manager's Association.

He also earned the Fred Hartman Long and Meritorious Service to Baseball Award in 2013, named by the Houston Chapter of the Baseball Writers Association of America.


Perry joined the Astros as a bat boy at the start of the 1979 season, but by the All-Star Break was promoted to an assistant in the visiting clubhouse. He was named visiting clubhouse manager in 1989, and has filled that role since. During his Astros tenure, Steve has worked five All-Star games and 10 postseason runs.

Perry is fluent in Spanish, having spent several years of his childhood in South America after his father was relocated for work. He and his wife, Jessica, reside in Houston and have two daughters, Nicole and Amanda.

Additional Clubhouse Staff



David 'Tweety' Burd
Home Clubhouse
Assistant




Stacy Gallagher
Home Clubhouse
Assistant



Jake Kucherka
Home Clubhouse
Attendant



Corey Gallagher
Vis. Clubhouse
Assistant




Alex Mookas
Vis. Clubhouse
Assistant



Chuck New
Vis. Clubhouse
Assistant



D.J. Pirson
Vis. Clubhouse
Assistant



Charlie Cabrera
Umpires
Attendant

FOR THE H FOR THE H FOR THE H
FOR THE H FOR THE H FOR THE H
FOR THE H FOR THE H FOR THE H



HOUSTON ASTROS





BRYAN ABREU

Born: 4/22/97 in Santo Domingo, DR

Opening Day Age: 22

Contract Status: Signed through 2020

Acquired: Signed as a non-drafted free agent on Nov. 11, 2013.

Resides: Santo Domingo, DR

ML Service: 0.025

66

RHP

B/T	HEIGHT	WEIGHT
R/R	6'1"	225

CAREER HIGHLIGHTS

- The 22-year-old, right-hander has posted huge strikeout numbers in the first six years of his professional career, compiling 381 strikeouts in 296.0 innings.
- Advanced all the way from Class A Fayetteville to the Majors in 2019, making seven regular season appearances for the Astros...was also on the club's ALCS roster, making one appearance in the series against the Yankees...also had a banner year at Double A Corpus Christi, as he was named a Midseason Texas League All-Star, the first All-Star honors of his professional career.
- Was added to the Astros 40-man roster following the 2018 season after a breakout year in which he went 6-1 with a 1.49 ERA (9ER/54.1IP), 23 walks, 33 hits allowed and 90 strikeouts in 14 games (7 starts) between Class A Quad Cities (10g) and Class A Short Season Tri-City (4g).

NOTES

- Signed by Houston as a 16-year-old non-drafted free agent out of Santo Domingo Centro, DR on Nov. 11, 2013...signed by Astros scouts Oz Ocampo, Marc Russo and Rafael Belen.
- Was added to the Astros 40-man roster on Nov. 20, 2018...is currently signed to a one-year contract for the 2020 season.

MINOR LEAGUES:

2019: Had an impressive seven-game showing in his first MLB season...averaged 13.50 strikeouts per nine innings (1350/8.2IP) and held opponents to a .138 (4x29) batting average...was scoreless in six of seven appearances in the Majors...fanned multiple batters in four of his seven outings...held the opposition to 1x8 (.125) with runners in scoring position...started the season at Class A Advanced Fayetteville...promoted to Double A on April 23...recalled to Houston on July 31...optioned to Corpus Christi on Aug. 1...promoted to Triple A Round Rock on Sept. 4...recalled to Houston on Sept. 7...made his MLB debut on July 31 at CLE, throwing 1.0 scoreless inning...struck out a season-high four batters in 2.0 innings on Sept. 21 vs. LAA...made the Astros ALCS roster, appearing in one game vs. NYY (Game 1)...at 22 years, 173 days old, became the second-youngest pitcher to appear in a postseason game for the Astros, older than only Lance McCullers Jr. (22 yr., 10 days old) in ALDS Game 4 vs. KC in 2015...in 23 combined games (16 starts) between Corpus Christi (20g) and Fayetteville (3g), went 7-2 with a 4.83 ERA (49ER/91.1IP) and 126 strikeouts...was a Texas League Midseason All-Star...received Texas League Pitcher of the Week honors on May 19...had two double-digit strikeout games in the minors...fanned 10 in 4.2 innings pitched on April 15 at Carolina...struck out 10 in 5.2 innings on Aug. 24 at Tulsa...**2018:** Was dominant at two levels in the Astros system...combined to go 6-1 with a 1.49 ERA (9ER/54.1IP), 23 walks, 33 hits allowed and 90 strikeouts in 14 games (7 starts) between Class A Quad Cities (10g) and Class A Short Season Tri-City (4g)...began his season at Tri-City before receiving a promotion to Quad Cities on July 10...posted a scoreless innings streak of 16.2 innings pitched from July 3-21, spanning five games between both Quad Cities and Tri-City...on July 5 vs. Vermont, gave up just one hit and struck out nine batters over 4.0 scoreless frames...struck out a career-high 11 batters on July 28 at Cedar Rapids...struck out 10 batters over 6.0 scoreless innings on Aug. 14 at Cedar Rapids...**2017:** Spent the entire season at Rookie Level Greeneville, going 1-3 with a 7.98 ERA (26ER/29.1IP), 21 walks and 40 strikeouts...**2016:** Combined to go 2-5 with a 4.89 ERA (21ER/38.2IP), 20 walks and 41 strikeouts in 13 games (4 starts) between the Rookie Level GCL Astros (10g) and Rookie Level Greeneville (3g)...**2015:** Pitched in 14 games (10 starts) for the DSL Astros Orange, going 2-2 with a 3.83 ERA (22ER/51.2IP) and 48 strikeouts...**2014:** Began his career with the DSL Astros Orange, going 0-2 with a 6.55 ERA (16ER/22IP) and 23 strikeouts.



BRYAN ENRIQUE ABREU

Year	Team	W	L	ERA	G	GS	CG	SHO	SV	IP	H	R	ER	HR	HB	BB	SO	WP	BK	AVG
2014	DSL Astros Orange (R)	0	2	6.55	16	0	0	0	2	22.0	19	20	16	0	5	20	23	9	0	.238
2015	DSL Astros Orange (R)	2	2	3.83	14	10	0	0	0	51.2	34	29	22	2	8	36	48	3	0	.195
2016	Greeneville (R)	0	1	11.81	3	1	0	0	0	5.1	6	8	7	0	2	5	6	3	0	.286
	GCL Astros (R)	2	4	3.78	10	3	0	0	0	33.1	33	20	14	0	0	15	35	3	1	.250
2017	Greeneville (R)	1	3	7.98	8	6	0	0	0	29.1	29	27	26	4	0	21	40	8	0	.259
2018	Tri-City (A)	2	0	1.13	4	2	0	0	0	16.0	11	3	2	2	0	6	22	3	0	.196
	Quad Cities (A)	4	1	1.64	10	5	0	0	3	38.1	22	8	7	2	2	17	68	4	1	.165
2019	Fayetteville (A)	1	0	3.68	3	3	0	0	0	14.2	9	6	6	2	2	6	25	2	1	.176
	Corpus Christi (AA)	6	2	5.05	20	13	0	0	2	76.2	60	45	43	6	7	48	101	14	1	.217
	HOUSTON	0	0	1.04	7	0	0	0	0	8.2	4	1	1	0	0	3	13	0	0	.138
	MINOR LEAGUE TOTALS	18	15	4.48	88	43	0	0	7	287.1	223	166	143	18	26	174	368	49	4	.215
	MAJOR LEAGUE TOTALS	0	0	1.04	7	0	0	0	0	8.2	4	1	1	0	0	3	13	0	0	.138

CHAMPIONSHIP SERIES RECORD

Year	Team/Opponent	W	L	ERA	G	GS	CG	SHO	SV	IP	H	R	ER	HR	HB	BB	SO	WP	BK	AVG
2019	HOU/NYY	0	0	27.00	1	0	0	0	0	0.2	2	2	2	1	0	2	0	0	0	.500

ABREU CAREER TRANSACTIONS

- Signed by Houston as a non-drafted free agent on Nov. 11, 2013.

ABREU CAREER HIGHS

Longest Winning Streak:none
Longest Losing Streak:none
Strikeouts: 4 -- Sept. 21, 2019 vs. Los Angeles (AL)
Walks: 2 -- Sept. 21, 2019 vs. Los Angeles (AL)
Innings (starter):none
Innings (relief):2.0 (2x) -- last, Sept. 21 vs. Los Angeles (AL)
Low-Hit Game (CG):none



JOSE ALTUVE

Born: 5/6/90 in Maracay, VZ

Opening Day Age: 29

Contract Status: Signed through 2024

Acquired: Signed as a non-drafted free agent on Sept. 27, 2006.

Resides: Pearland, TX

ML Service: 8.072

27

IF

B/T	HEIGHT	WEIGHT
R/R	5'6"	166

CAREER HIGHLIGHTS

- The six-time All-Star (2012, 2014-18), four-time Silver Slugger (2014-17), three-time AL Batting Champion (2014, 2016, 2017), 2015 Gold Glover, 2017 AL MVP and 2019 ALCS MVP has played in nine Major League seasons (2011-19), posting a .315 (1568x4985) batting average with 299 doubles, 734 runs, 128 homers, 254 steals and an .827 OPS (.364 OBP/.463 SLG) in 1,243 career Major League games.
- Is one of three players in MLB history to reach 1,500 hits, 275 doubles and 250 steals through his first nine Major League seasons, joining Honus Wagner and Ben Chapman...only 25 players in MLB history recorded more hits through their first nine Major League seasons than Altuve (1,568), a list that includes 20 Hall of Famers.
- Is the Astros franchise leader in career batting average, and ranks among the top-10 players in club history in multiple categories, including stolen bases (4th), on-base percentage (5th), doubles (6th), hits (6th), slugging percentage (7th) and runs (7th).
- Is the only player in Astros franchise history to win a batting title, as he led the American League in batting average in 2014, 2016 and 2017...became the first second baseman to win multiple batting titles since Hall of Fame second baseman Rod Carew won five batting titles between 1969-75.
- Has reached 200 hits in four separate seasons (2014-17)...joined Craig Biggio (210 in 1998) as the only players in franchise history to reach 200 hits in a single season...became the eighth player in MLB history to record four 200-hit seasons prior to turning 28, joining Hall of Famers Willie Keeler, Lloyd Waner, Ty Cobb, Ducky Medwick, Chuck Klein and Paul Waner, and four-time All-Star Vada Pinson.
- Has recorded 1,568 career hits, the most in the Majors since the 2011 season (the year of his MLB debut)...ranks directly ahead of Robinson Canó (1,495) in that span.
- Owns the franchise record for career postseason hits (60) and runs scored (38) and ranks among the top-five players in franchise history in postseason games (50, T-1st), home runs (2nd, 13) and RBI (2nd, 29).
- Has batted .337 (439x1301) against left-handed pitchers in his career, the second-best mark by a Major League player since splits were first tracked in 1974, trailing only Freddy Sanchez and his .342 mark set from 2002-11...has led the Majors in batting average against southpaws in three separate seasons: 2017 (.346), 2015 (.372) and 2014 (.414).
- Set a career high with 31 homers in 2019, the most by a second baseman in a single season in club history (previously Jeff Kent, 27 in 2004)...led MLB second basemen in HR, OPS, batting average and slugging

NOTES

- Signed by Houston as a 16-year-old non-drafted free agent out of Maracay, Venezuela...signed by Astros scouts Pablo Torrealba and Wolfgang Ramos on Sept. 27, 2006.
- Has six All-Star Game appearances under his belt (2012, 2014-18), including starts in 2015, 2016, 2017 and 2018...led the Majors in All-Star fan votes in 2018, becoming the first player in franchise history to do so...is the second player in franchise history to start four All-Star Games, joining Craig Biggio (1995-98).
- In 2017 he became the second Houston Astros player ever to earn league MVP honors, joining 1994 NL MVP Jeff Bagwell.
- Was showered with awards during the 2017 offseason, which included the 2017 American League MVP award...also was named the Sports Illustrated Sportsman of the Year (along with J.J. Watt), the AP Male Athlete of the Year and the Baseball America Player of the Year.
- IN THE COMMUNITY:** Has been an ardent supporter of the Sunshine Kids, a foundation that benefits children with cancer...was named the Astros nominee for the Roberto Clemente Award in 2013 and again in 2017.
- Earned the Astros MLBPA Heart and Hustle Award in 2012 and 2014.
- Signed a four-year contract extension on July 13, 2013, that covered the 2013-17 seasons...the deal also included club options for the 2018 and 2019 seasons...had his 2018 option picked up on Nov. 6, 2017...later signed the largest contract in franchise history on March 19, 2018, a seven-year deal that will keep him in Houston through 2024.

percentage. that season...also posted a career-high .550 slugging percentage, which ranked 10th in the AL.

- Was named the 2019 ALCS MVP after batting .348 (8x23) with one double, two homers, three RBI, four walks, six runs scored and a 1.097 OPS (.444 OBP/.652 SLG) in six games vs. the Yankees...hit a two-run walkoff homer off Aroldis Chapman in the bottom of the 9th inning in Game 6 of the ALCS vs. NYY to send the Astros to the World Series...was the fifth series-clinching walkoff homer in League Championship Series history, joining Travis Ishikawa's walkoff HR for SF in Game 5 of the 2014 NLCS vs. STL, Magglio Ordonez' walkoff HR for DET in Game 4 of the 2006 ALCS vs. OAK, Aaron Boone's walkoff HR for NYY in Game 7 of the 2003 ALCS and Chris Chambliss' walkoff HR for NYY in Game 5 of the 1976 ALCS vs. KC.
- Was named the 2017 AL MVP after posting a career-high .346 (204x590) average with 112 runs scored, 39 doubles, 24 home runs, 81 RBI, 58 walks, 32 stolen bases and a .957 OPS (.410 OBP/.547 SLG)...won his third career and second consecutive batting title...led the AL in hits (204) for the fourth consecutive season...won his fourth consecutive Silver Slugger...also was awarded the 2017 AL Hank Aaron Award, the Houston BBWAA Astros MVP, the 2017 ESPN La Revista Top Latino Athlete of the Year, the 2017 *Sporting News* Player of the Year and the *Sports Illustrated* Sportsperson of the Year.
- In 2016, was named the *Sporting News* Player of the Year, won the MLBPA Player's Choice Player of the Year Award and AL Most Outstanding Player Award, named the Houston Chapter BBWAA Astros MVP and was a finalist for the BBWAA AL MVP Award...finished third in the AL MVP voting behind Mookie Betts and the AL MVP, Mike Trout...won the AL batting title for a second time with a .338 (216x640) average...led all Major League players in hits.
- Made his first career All-Star Game start, won a Silver Slugger and took home his first-career Gold Glove Award after leading all Major League second basemen in fielding percentage in 2015...led the AL in hits (200) and steals (38) for the second consecutive season and became the first player in club history to reach 200 hits in consecutive seasons.
- Had a historic 2014 season in which he led the Majors in hits (225) and batting average (.341), while becoming the first player in franchise history to win a batting title...set an Astros franchise record for hits in a single season, surpassing IF Craig Biggio (210 hits in 1998), while also posting single-season franchise records in multi-hit games (69), three-hit games (24) and singles (168) (all tops in MLB in 2014)...became the second player in Major League history to compile 225 hits, 47 doubles and 56 steals in a single season, joining Ty Cobb, who did so in 1911 (248 hits, 47 doubles, 83 steals).
- Set the single-season record for hits by a Venezuelan-born player in 2014 (225), surpassing OF Magglio Ordonez (216 hits in 2007)...was named the 2014 recipient of the Luis Aparicio Award, which is given annually to a Venezuelan player in Major League Baseball who is judged to have recorded the best individual performance of the year...became the first Astro to receive the award, and the first-ever second baseman.
- In his first full season in the Major Leagues in 2012, was voted to the National League All-Star Team and was named the Astros MVP by the Houston Chapter of the BBWAA...led the Astros in runs, hits, doubles, triples, extra-base hits (45) and stolen bases.
- Made his MLB debut on July 20, 2011 vs. WSH and combined to tally 200 hits between the Major League (61) and minor league (139) levels in 578 combined at-bats.
- Is a career .325 (484x1490) hitter in the minor leagues and had a highly decorated minor league career...bypassed Triple A entirely on his ascent to the Major Leagues...was named the Astros Minor League Player of the Year in 2011 after leading all of minor league baseball with a .389 (139x357) batting average (min. 200 at-bats)...played in the 2011 SiriusXM All-Star Futures Game...was a South Atlantic League Midseason and Postseason All-Star in 2010 and an Appalachian League Postseason All-Star in 2009...earned Greenville's Team MVP honors in 2009.

2019: In his age 29 season, overcame an early-season hamstring injury to post prodigious offensive numbers over the second-half of the year...named a Second Team All-MLB selection...put together his third-career season with an OPS above .900, as he recorded a .902 OPS (.353 OBP/.550 SLG)...became the fourth player in franchise history with at least three seasons with an OPS above .900, joining Moises Alou (3), Lance Berkman (9) and Jeff Bagwell (9)...set a career high with 31 homers, the most by a second baseman in a single season in club history (previously Jeff Kent, 27 in 2004)...led MLB second basemen in HR, OPS, batting average and slugging percentage...posted a career-high .550 slugging percentage, which ranked 10th in the AL...following the All-Star Break, led the American League in hits (93) and total bases (178), and ranked tied for third in home runs (21)...in 69 games after the break, batted .325 (93x286) with 16 doubles, three triples, 21 homers, 49 RBI and a .995 OPS (.375 OBP/.622 SLG)...his 178 total bases marked the second-most by an Astros player following the All-Star Break of a single season, behind Richard Hidalgo's 185 in 2000...ranked eighth in the AL in batting average against left-handed pitchers (.331)...dealt with his second-career stint on the Injured List...was placed on the 10-day IL with a strained left hamstring on May 12...was slowed by right leg weakness, which delayed his activation...was activated from the IL on June 19...over his first 39 games of the season prior to hitting the IL, batted .243 (35x144) with nine home runs, 21 RBI and an .801 OPS (.329 OBP/.472 SLG)...after getting activated from the IL, went on to hit .320 (114x356) with 21 doubles, three triples, 22 homers, 53 RBI and a .944 OPS (.363 OBP/.581 SLG) over his final 85 games of the season...raised his season batting average from .243 to .298 over this run...made his eighth-career

Opening Day start on March 28 at TB...put him in a tie for the third-most Opening Day starts by a second baseman in franchise history with Joe Morgan and Bill Doran, behind Craig Biggio (14)...homered on Opening Day off Blake Snell for his first-career Opening Day home run...joined Jeff Kent (April 1, 2003 vs. COL) as the only Astros second basemen to homer on Opening Day...drew a bases-loaded walkoff walk on April 7 vs. OAK for his sixth-career walkoff plate appearance (first since Aug. 16, 2015 vs. DET)...was the 10th walkoff walk in Astros history...recorded his fifth-career multi-homer game (fourth in the regular season) on April 9 vs. NYY (James Paxton)...homered in five consecutive games from April 8-14, tying the second-longest home run streak in franchise history with Carlos Beltrán (2004) and Cliff Johnson (1975), behind only Morgan Ensberg's six-game streak set in 2006...hit four home runs during the three-game series against the Yankees at Minute Maid Park from April 8-10, tying the club record for homers in a three-game series, last reached by Lance Berkman in a series against the Pirates in July of 2010... became the fourth player in a 20-year span to hit four homers in a single three-game series against the Yankees... also Mark Reynolds (2012), Manny Ramirez (2006) and Kevin Millar (2004)...hit his 100th career home run on April 23 vs. MIN, becoming the second player in MLB history to listed at 5-foot-6 or shorter to record 100 home runs (also Hack Wilson, 244)... became the fourth player in franchise history to record at least nine home runs prior to May of a single season, joining Jeff Bagwell (10 in 2003), Lance Berkman (10 in 2002; 10 in 2006) and Morgan Ensberg (9 in 2006)...on May 1, surpassed Bob Watson (1,448) for sixth place on the Astros all-time hits list...went 4x5 on July 2 at COL, his 142nd career game with at least three hits...moved past Jeff Bagwell (141g) for second in franchise history in games with three-or-more hits, behind Craig Biggio (225g)...tied his single-game career high for hits on July 13 at TEX in a 4x6 performance...was his 30th-career four-hit game, the second-most in club history behind Craig Biggio (34 games)...hit his third-career grand slam on July 14 at TEX...tied a club record by recording at least three hits and three runs in consecutive games from July 13-14...played in his 591st career game at Minute Maid Park on Aug. 2 vs. SEA, giving him the second-most games played in the venue's history, surpassing Craig Biggio (590g), and trailing Lance Berkman (779g)...hit a three-run homer on July 30 at STL for his 1,500th career hit in what was his 1,190th career game...became the fastest player in franchise history to reach 1,500 career hits, besting Jeff Bagwell's record of 1,364 games...hit his second leadoff homer of the season on Aug. 7 vs. COL...was his 13th-career leadoff HR, tying him for third in Astros history with Terry Puhl, behind George Springer (32) and Craig Biggio (53)...hit safely in all three games during the Astros series at Camden Yards from Aug. 9-11, giving him a hit in all 21 of his career games at Camden Yards...tied the second-longest hitting streak at the venue by a visiting player with Ichiro Suzuki (2008-13) and Derek Jeter (2002-04), behind Jacob Ellsbury (22 games from 2008-12)...led the Majors in runs scored in August with 32...set a franchise record for runs scored in a single month of August, surpassing Jeff Bagwell's club record of 31 set in 2000...batted .329 (25x76) with six doubles, five homers, nine RBI, two stolen bases, 14 runs scored and a .971 OPS (.366 OBP/.605 SLG) in 18 postseason games...tied an American League record for hits in a single postseason (25) with Darin Erstad (2002)...fell one hit shy of the MLB record of 26 set by Pablo Sandoval in 2014...reached base safely in all but one of his 18 postseason games (World Series Game 6)...posted a 25-game on-base streak in the postseason that dated back to Game 7 of the 2017 World Series...was the longest postseason on-base streak in franchise history, and tied the third-longest streak in MLB history with Pablo Sandoval and Boog Powell, behind only Chase Utley (27g) and Miguel Cabrera (31g)...hit a go-ahead two-run homer in Game 1 of the ALDS vs. TB, his fifth-career homer in Game 1 of the Division Series, the most in Game 1 of the Division Series in MLB history...became the first player in MLB history to homer in Game 1 of the Division Series in three consecutive years...was named the 2019 ALCS MVP after batting .348 (8x23) with one double, two homers, three RBI, four walks, six runs scored and a 1.097 OPS (.444 OBP/.652 SLG) in six games...hit a two-run walkoff homer off Aroldis Chapman in the bottom of the 9th inning in Game 6 of the ALCS vs. NYY to send the Astros to the World Series...was the fifth series-clinching walkoff homer in League Championship Series history, joining Travis Ishikawa's walkoff HR for SF in Game 5 of the 2014 NLCS vs. STL, Magglio Ordonez' walkoff HR for DET in Game 4 of the 2006 ALCS vs. OAK, Aaron Boone's walkoff HR for NYY in Game 7 of the 2003 ALCS and Chris Chambliss' walkoff HR for NYY in Game 5 of the 1976 ALCS vs. KC...posted three straight multi-hit games in the World Series (Games 2-4), making him the first second baseman to post three straight multi-hit games in the World Series since Mark Lemke in the 1991 World Series (4 games)...went 2x5 with two doubles and two runs scored in Game 3 of the WS...marked his fifth-career postseason game with multiple extra-base hits, passing Chase Utley and Roberto Alomar for the most all-time by a second baseman...became the second player in club history to record multiple doubles in a World Series game, joining Willy Taveras (Game 1, 2005 WS)...served two separate rehab stints at Triple A Round Rock while serving his IL stint for a strained left hamstring...in five total games between the two stints, went 4x21 (.190) with a triple and two walks.

2018: Put together his sixth-career All-Star season in what was his eighth season in the Major Leagues...served his first-career stint on the Disabled List from July 26-Aug. 21 (right knee soreness)...prior to his DL placement, was leading the Majors in hits...among AL players on the year, ranked third in batting average (.316) and sixth in on-base percentage (.386)...led the Majors in road batting average with his .349 (94x269) mark...marked the third-consecutive season that he led the Majors in road batting...led the Majors in batting average in the 7th inning-or-later with a .380 average (57x150), a franchise record for a single season (previously Lance Berkman, .371 in 2004)...ranked third among all Major League hitters in batting average vs. right-handed pitchers (.329, 128x392)...tied his single-game career-high for hits (4) four times during the season, giving him 28 career four-hit games, the second-most in franchise history behind Craig Biggio (34)...surpassed Jeff Bagwell (26) and Cesar Cedeño (25)...moved up the club all-time lists in runs scored (8th, 645), hits (7th, 1,419) and multi-hit games (6th, 403)...led the Major Leagues in All-Star fan votes, becoming the first player in franchise history to do so...was his

sixth All-Star selection and his fourth-consecutive fan-elected start at second base...became the second player in franchise history to start four All-Star Games, joining Craig Biggio (1995-98)...made his seventh-career Opening Day roster, making his seventh Opening Day start at second base on March 29 at TEX...exited the game in the 4th inning on July 25 at COL with right knee discomfort...placed on the DL on July 28 (retroactive to July 26) with right knee soreness...activated from the DL on Aug. 21...posted the 25th four-hit game of his career on March 30 at TEX...played in his 1,000th career game on April 10 at MIN...recorded 1,272 career hits within his first 1,000 career games, the second-most by a foreign-born player in MLB history behind only Ichiro Suzuki and his 1,414 hits...only 25 players in MLB history recorded more hits within their first 1,000 games than Altuve, and 18 of the 25 are members of the Hall of Fame...recorded the 4,000th at-bat of his career on April 11 at MIN...played in his 500th career game at Minute Maid Park on April 27 vs. OAK...became the fourth player in franchise history to play 500 career games at Minute Maid Park, joining Brad Ausmus (501), Craig Biggio (590) and Lance Berkman (779)...fell a triple shy of the cycle on April 28 vs. OAK (4x5) in what was the 26th four-hit game of his career...posted 41 hits prior to May, the second-most in club history prior to May of a single season behind Derek Bell and his 45 hits in 1998...on May 6 at ARI, became the seventh player in club history to hit a triple on his birthday...logged his 1,000th career game at second base on May 22 vs. SF...became the third player in Astros history to play 1,000 games at the position, joining Craig Biggio (1,990) and Bill Doran (1,138)...fell a double shy of the cycle in a 4x4 game on May 26 at CLE...was his 27th career four-hit game, surpassing Jeff Bagwell (26) for second-most in franchise history...recorded his second-consecutive four-hit game on May 27 at CLE (the 28th of his career)...recorded a hit in 10 consecutive at-bats spanning three games (May 25-27), topping his previous franchise record of hits in eight straight at-bats that he set in 2017...became the first Major Leaguer to get a hit in 10 straight at-bats since Dustin Pedroia (11 straight AB's) in 2016 (Elias Sports Bureau)...posted the third multi-homer game of his career on June 20 vs. TB...combined for back-to-back-to-back home runs with George Springer and Alex Bregman on June 20 vs. TB (Springer-Bregman-Altuve)...was the sixth time in club history that the Astros hit three consecutive homers in an inning, and the first time since May 2, 2008 vs. MIL (Miguel Tejada-Lance Berkman-Carlos Lee)...recorded 129 hits prior to the All-Star Break, the second-most in franchise history for a single season and one shy of his club record of 130 set in 2014...hit safely in 22 consecutive starts at home from June 2-July 14, the longest streak by an Astro in Minute Maid Park history...was the second-longest home streak in franchise history, behind Rusty Staub's 25-game streak at the Astrodome in 1967...went 1x3 as the starting second baseman in the 2018 All-Star Game at Nationals Park...his single was his first-career hit in an All-Star Game...became the ninth second baseman in AL history to start four All-Star Games, joining Roberto Alomar (9), Rod Carew (8), Nellie Fox (8), Charlie Gehring (6), Joe Gordon (5), Bobby Doerr (5), Robinson Cano (5) and Willie Randolph (4)...hit the 11th leadoff homer of his career on Sept. 11 at DET, and his first since May 5, 2016 vs. DET...became the fourth player in franchise history to hit 11 leadoff homers, joining Craig Biggio (53), George Springer (24) and Terry Puhl (13)...batted .265 (9x34) with two doubles, one homer and four RBI in eight postseason games...reached base in all eight games...started at second base in the Astros first five postseason games, before starting at DH in Games 3-5 of the ALCS...homered off Corey Kluber in Game 1 of the ALDS vs. CLE, going back-to-back with George Springer...was the fourth set of back-to-back home runs by the Astros in postseason history (first since Altuve and Carlos Correa in Game 2 of the 2017 World Series at LAD)...underwent successful surgery on his right knee on Oct. 19.

2017: Was named the AL MVP in what was his fifth All-Star season...won the Hank Aaron Award, his fourth consecutive Silver Slugger award, his second consecutive *Sporting News* Player of the Year nod, the *Sports Illustrated* Sportsman of the Year award, the *Esurance* Best Major Leaguer award, and the MLB Player of the Year and the AL Most Outstanding Player at the Player Choice Awards...received an AL Player of the Month award (July) and an AL Player of the Week award (July 3-9)...also received the Lou Gehrig Memorial Award...won his third-career and second consecutive batting title as he led the AL with a career-high .346 batting average...led the Majors in batting average by 15 points, topping Charlie Blackmon (.331)...prior to Altuve, the last Major League player to post a batting average this high was Miguel Cabrera in his 2013 MVP season (.348)...joined Ty Cobb (11), Rod Carew (7), Ted Williams (6), Wade Boggs (5), Nap Lajoie (5), Miguel Cabrera (4), Harry Heilmann (4), George Brett (3), Tony Oliva (3), Carl Yastrzemski (3) and Joe Mauer (3) as the only AL players to win three-or-more batting titles...led the AL in hits (204)...became the first player in MLB history to be the outright leader in hits in his league in hits in four consecutive seasons...Ichiro Suzuki led the AL in hits from 2006-07 and 2009-10, but shared the lead in hits with Dustin Pedroia in 2008...was his fourth-career (and fourth consecutive) 200-hit season...became the 11th player in MLB history to record 200 hits in four consecutive years, joining Ichiro Suzuki (10 from 2001-10), Michael Young (5 from 2003-07), Kirby Puckett (1986-89), Wade Boggs (7 from 1983-89), Charlie Gehring (5 from 1933-37), Chuck Klein (5 from 1929-33), Bill Terry (1929-32), Al Simmons (5 from 1929-33), Paul Waner (1927-30) and Jack Tobin (1920-23)...became the fourth right-handed hitter in MLB history to reach 200 hits in four straight seasons, joining Simmons, Puckett and Young...led the AL in multi-hit games (59) and the Majors in games with at least three hits (23)...led the Majors in WAR (8.4, Baseball-Reference), topping Aaron Judge (8.1), Giancarlo Stanton (7.6) and Joey Votto (7.5)...in the AL, ranked first in infield hits (35), tied for second in runs (112), third in OBP (.410), third in stolen bases (32), third in OPS (.957), fifth in total bases (323), sixth in slugging (.547) and tied for ninth in doubles (39)...hit .346 with 32 steals and a .957 OPS, becoming the 14th player in Major League history to put up those numbers in a single season and the first since Larry Walker (1997)...was his sixth consecutive 30-steal season, the only MLB player to do so in that six-season span...joined Cesar Cedeño (1972-77) as the only Astros with six consecutive 30-steal seasons...posted a .965 OPS as a second baseman, the highest by an AL second baseman since Chuck Knoblauch in 1996 (.971)...posted a batting average above .290 and an OPS above

.850 in every month...ranked second in the AL in both batting average prior to the All-Star Break (.347) and batting average after the All-Star Break (.344)...posted a .441 (26x59) batting average in close and late situations, which led all Major League hitters...hit .381 (112x294) on the road, which led the Majors and was the highest mark by a Major Leaguer since Ichiro Suzuki hit .405 on the road in 2004...hit .421 (32x76) in Interleague play, which was the best mark in the Majors...led all Major League hitters in batting average against right-handed pitchers with a .344 (155x451) mark...received his fifth career All-Star nod, and third-career fan-elected start at second base after finishing second among all AL players in votes with 3,880,372, behind only Aaron Judge (4,488,702)...became the second player in club history to start three straight All-Star Games, joining Craig Biggio (1995-98 at 2B)...posted a .547 slugging percentage, the fifth-highest single-season mark by a player listed at 5-foot-6 or shorter in MLB history...ranked behind four separate seasons by Hack Wilson, set from 1927-30...made his sixth consecutive Opening Day roster and avoided a stint on the Disabled List for the seventh consecutive season...began the year just 6x32 (.188) over his first eight games from April 3-10...had no extra-base hits, home runs or RBI in that span...ended up batting .326 (29x89) with three homers and an .874 OPS in 24 games during the month of April...stole the 200th base of his career on April 9 vs. KC...became the seventh player in club history with 200 career steals, and the first since Craig Biggio (414) and Jeff Bagwell (202)...reached base safely in 11 consecutive plate appearances from April 11-14, going 8x11 (.727) with four walks and three doubles over a three-game span...became the first Astros player to reach in 11 straight plate appearances since Bill Spiers set a franchise record by reaching in 13 straight plate appearances in 1997...did not play on April 26 at CLE, snapping a streak of 80 consecutive games where he started and hit third in the Astros lineup...that streak began on Aug. 19, 2016...left the game on April 25 at CLE in the 8th inning after suffering a collision with RF Teoscar Hernandez...posted a 17-game hitting streak at Angel Stadium that ran from June 22, 2015-May 7, 2017...was the fourth-longest hitting streak by a visiting player in the history of the venue...went 4x5 with two doubles, two triples and an RBI on May 17 at MIA...set a single-game career-high for extra-base hits...became the first player in club history to hit two doubles and two triples in a single game, and the 12th player in MLB history to do so (first since Carl Crawford in 2005)...also became the third Major Leaguer since 1913 to record four extra-base hits in a game without scoring, joining Matt Murton (2006) and Willie Jones (1949)...posted a 35-game road on-base streak from Sept. 9, 2016-June 19, 2017...was the second-longest streak of his career behind a 43-game run in 2016...hit .399 (55x138) with a .475 OBP during his streak...played the 900th game of his career on June 20 at OAK...named the AL Player of the Month for July after leading the Majors in batting (.485), hits (48), OBP (.523), OPS (1.251) and total bases (72)...recorded a hit in 21 of his 23 games in the month, including multiple hits in 16 games...posted the ninth-highest July batting average in Major League history, and the highest since Chipper Jones hit .500 in July of 2006...was the highest batting average by an Astros player in any month in club history...per Elias, was the fifth-highest batting average by a Major Leaguer in any calendar month since 1961, trailing Todd Helton (.512, May 2000), Ivan Rodriguez (.500, June 2004), George Brett (.494, July 1980) and Wade Boggs (.485, June 1987)...his 48 hits in July were tied for the second most in club history for a single July with Craig Biggio (1999), trailing only Rusty Staub's 49 hits in July of 1967...was named the AL Player of the Week for the week of July 3-9...was his third career weekly award...during the week, he hit .625 (15x24) with two doubles, two homers, 10 RBI, two steals and a 1.625 OPS in five games, leading the AL in batting, OBP and OPS...recorded three hits in five consecutive games from July 4-9, setting a franchise record for consecutive three-hit games...became the ninth player in Major League history to record at least three hits in five straight games, and the first since George Brett, who tied the Major League record with a six-game run in 1976...posted a .347 batting average prior to the All-Star Break...tied him for the fifth-highest batting average prior to the All-Star Break in club history with Lance Berkman (.347 in 2008), behind Berkman (.365 in 2001), Moises Alou (.362 in 2001), Cesar Cedeño (.355 in 1972) and Jeff Bagwell (.348 in 1994)...recorded consecutive four-hit games from July 23-24, tying a franchise record for most consecutive four-hit games...marked the third time in his career that he recorded back-to-back four-hit games...recorded a hit in eight consecutive at-bats during those games...had a club-high 19-game hitting streak from July 2-28...hit .524 (44x84) with 14 multi-hit games, 10 doubles, one triple, four homers, 19 RBI and a 1.370 OPS...was longest streak by an Astro since Hunter Pence's 23-game streak in 2011...doubled in five straight games from July 23-28, tying him for the second-longest doubles streak in club history, last accomplished by Ty Wigginton in 2008...hit six home runs in August, tying the most he has hit in any month of his career (also April of 2016)...hit his 24th homer on Sept. 19 vs. CWS, tying his career high set in 2016...batted .310 (22x71) with two doubles, seven homers, 14 RBI, two steals and a 1.021 OPS (.388 OBP/.634 SLG) in 18 postseason games...set a franchise record for hits in a single postseason with 22, surpassing Carlos Beltrán's record of 20 set in 2004...marked the second-most hits by a second baseman in a single postseason in MLB history, behind only Marty Barrett (1986)...set a MLB record for RBI as a second baseman in a single postseason with 14...his seven homers tied for the most by a second baseman in a single postseason with Daniel Murphy (2015)...tied the fourth-most homers in a single postseason in MLB history, regardless of position...hit six of his postseason at homers at Minute Maid Park...tied a MLB record for most home runs at home in a single postseason, tying Jayson Werth (2009)...tied a Major record for most three-hit games in a single postseason with four...joined Albert Pujols (2004), Edgar Martínez (1995) and Jay Buhner (1995)...hit three home runs in Game 1 of the ALDS vs. BOS...hit two of his homers off LHP Chris Sale...became the first player in club history with a three-homer game in the postseason, and the ninth player in MLB history to do so...joined Pablo Sandoval (2012 World Series Game 1), Albert Pujols (2011 World Series Game 3), Adrian Beltre (2011 ALDS Game 4), Adam Kennedy (2002 ALCS Game 5), George Brett (1978 ALCS Game 3), Reggie Jackson (1977 World Series Game 6), Bob Robertson (1971 NLCS Game 2) and Babe Ruth (1928 World Series Game 4, 1926 World Series Game

4)...hit back-to-back homers off LHP Chris Sale with Alex Bregman in the 1st inning of Game 1 of the ALDS, making the Astros the fifth team in AL history to hit back-to-back HR in the 1st inning of a postseason game (first since Detroit in 2011)...became the first player in club history to record multiple hits in each of his first three games of a single postseason...hit a go-ahead solo homer to lead off the 10th inning of Game 2 of the World Series, homering off his former teammate RHP Josh Fields...was the 18th extra-innings homer in World Series history, and the first since David Freese's walkoff homer for the Cardinals in Game 6 of the 2011 World Series vs. TEX...became the 13th player in MLB history to post a game with three hits, four RBI and three runs scored in the World Series when he did so in Game 5...hit a game-tying, three run homer off Kenta Maeda in that game.

2016: Was named to his fourth career All-Star Game and received the *Sporting News* Player of the Year, MLBPA Player's Choice Player of the Year, MLBPA Player's Choice AL Most Outstanding Player and his third-consecutive Silver Slugger Award in what was his sixth Major League season...won the AL batting title and led the AL in hits for the second time in his career with a .338 average and 216 hits...became the first second baseman to win multiple batting titles since Rod Carew, who won five as a second baseman between 1969-75...became the first second baseman in Major League history to reach 100 runs, 200 hits, 40 doubles, 20 HR, 95 RBI and 30 stolen bases in one season...became the sixth player in Major League history with this distinction (source: Elias)...ranked in the top-five in the AL in several categories: batting average (.338), hits (216), four-hit games (1st, 8th), three-hit games (T-1st, 23), steals (T-2nd, 30), WAR (3rd, 7.7), doubles (T-3rd, 42), total bases (4th, 340), OBP (4th, .396) and OPS (5th, .928)...his 340 total bases were tied for eighth all-time in a season for an AL second baseman 216 hits were also seventh all-time for an AL second baseman...led all AL second basemen in batting, hits, OBP, WAR, total bases and OPS while ranking second in slugging (.531)...was the Astros MVP as voted by the Houston Chapter of the BBWAA...was the Astros nominee for the 2016 Hank Aaron Award...reached career highs in HR, RBI, slugging, total bases and OPS while maintaining his low strikeout rate (10.24 strikeouts per PA, 2nd in the AL)...batted .376 on the road, which was tops in the Majors and the highest of any hitter since Ichiro Suzuki hit .405 on the road in 2004...posted a .991 road OPS...was named AL Player of the Month in June after hitting .420 (.42x100) with six doubles, 4 HR, 15 RBI, six steals and a 1.112 OPS (.492 OBP/.620 SLG) in 26 games...led all AL players in batting average, establishing a franchise record for the month of June (min. .75PA)...started his second consecutive All-Star Game at second base in what was his fourth All-Star appearance overall (also 2012, 2014, 2015)...became the second player in club history to start consecutive All-Star games, joining Craig Biggio, who started four consecutive games at second base from 1995-98...was a clutch performer, hitting .372 with a 1.042 OPS with runners in scoring position, and .327 with a .971 OPS with RISP and two outs...batted .341 prior to the All-Star Break and .333 after the Break...his batting average did not drop below .330 after June 5...played in 161 of the club's 162 games...reached 200 hits for the third straight season, becoming the first player to do so since Ichiro Suzuki (2001-10)...he and shortstop Carlos Correa each had 96 RBI, becoming the first AL middle infield combo to reach 95 or more RBI in the same season since 1950, when Red Sox SS Bobby Doerr (120) and 2B Vern Stephens (144) turned the trick...became the second player in MLB history listed at 5-foot-6 or shorter with a 24-homer season, along with Hall of Famer Hack Wilson, who did so four times, most recently in 1930 (56HR)...his eight games with four-or-more hits were the most in franchise history for a single season...the last Major Leaguer with at least eight games with four-or-more hits was Ichiro Suzuki in 2004...became the first Astros player with 20 homers and 20 stolen bases in the same season since Carlos Beltran in 2004 (23 HR, 28 SB)...had 96 RBI (tied for the club lead), with 86 coming as a second baseman...marked the most RBI by an Astros second baseman since Jeff Kent set the club record in 2004 with 106...became the second player in club history to record 40 doubles in three straight seasons: also Craig Biggio (2003-05)...became one of three second basemen in MLB history to have a year with 40 doubles, 100 runs, 24 HR and 27 steals: also Alfonso Soriano (2002, 2005) and Roberto Alomar (1999)...reached 1,000 hits for his career in his 786th career game...became the quickest player in franchise history to reach 1,000 career hits, and the second-quickest among then-active Major League players behind Ichiro Suzuki (696 games)...surpassed Cesar Cedeno (889 games) for the club record...made his fifth consecutive Opening Day roster and start...missed four games from June 18-21 with discomfort in his right hamstring, but was not placed on the Disabled List...named the AL Co-Player of the Week on April 8, along with Baltimore's Mark Trumbo...was his second-career Player of the Week award...hit .407 (11x27) with eight runs, three doubles, three HR, seven RBI, two steals and a 1.336 OPS (.484 OBP/.852 SLG) in seven games...led the AL in OPS in that span...became the first player in Major League history to reach 11 doubles and nine stolen bases in April in a single season...prior to 2016, the last Major League player to reach both marks in any month was also Altuve (11 2B, 9 SB) in May of 2014...became the first Astros player to record three leadoff home runs in April of a single season...his 17 extra-base hits were the second-highest total in a single month in his career, trailing only his 2015 September (19 extra-base hits)...had two season-long 12-game hitting streaks...his first was May 8-20, batting (.408, 20x49)...the second spanned from May 26-June 6, batting .429 (21x49)...had a season-long four-game hitless streak between the two, 12-game runs...became the second player in MLB history with six leadoff HR before June of a single season, joining Brady Anderson (7 in 1996 for BAL)...on June 9, made his first-career appearance at a position on the field other than second base, as he moved to shortstop when Correa left the game with a left ankle sprain...received two chances at shortstop and recorded two assists...had a 32-game on-base streak from May 26-June 29, which was the longest of his career (previously 29 games from 8/1-9/1/15)...during the streak, he hit .424 (53x125) with a .483 OBP...was the longest streak by an Astro since Lance Berkman reached safely in 37 consecutive games from July 30-Sept. 8, 2004...went 0x2 with two sac-bunts and an intentional walk on July 10 vs. OAK...was his first-career game with multiple sac-hits...joined Roger Metzger (July 23, 1972 vs. CHC) as the only players in club history to

record an IBB and two SH in the same game...was just the sixth time since 1913 that a player had a game like this with the DH rule in effect (last, Jose Valentin for CWS on July 5, 2000 at KC)...his 119 hits were the third-most in club history prior to the All-Star Break of a single season...trailed only Bob Watson (123 hits in 1973) and his own club record of 130 hits he set in 2014...recorded 12 hits from July 17-20...per Elias, marked the most hits in a four-game span for an Astros player since Lance Berkman (13 in 2008)...posted a career-high six RBI in what was his second career multi-HR game on July 24 vs. LAA...per Elias, the only other second baseman in club history to record two HR and six RBI in a single game was Craig Biggio on Aug. 23, 1998 vs. CHC...became the first Astros player with six RBI in a game since Chris Johnson on May 2, 2012 vs. NYM...had a 21-game road hitting streak from June 8-July 30 (.512, 43x84)...tied the third-longest road hitting streak in club history, behind only Cesar Cedeño (26g from 1975-76) and Lance Berkman (23g in 2008)...had a 43-game road on-base streak from April 30 at OAK to Aug. 14 at TOR...batted .482 (82x170) during the streak, which was the longest by a Major Leaguer since Edwin Encarnación reached in 46 straight road games in 2015...was third-longest streak in club history, behind two separate streaks by Jeff Bagwell (52g from 1998-99; 43g in 1998)...reached 200 career doubles on Aug. 5 at CLE in what was his 804th career game...reached the 200-double mark in the fewest amount of games in club history (previously Lance Berkman, 811 games)...had a 19-game hitting streak vs. LAA (Sept. 11, 2015- Sept. 22, 2016) in which he hit .487 (38x78)...the last player with a 19-game streak vs. the Angels was Hank Blalock (2007-08).

2015: Was named to his third career All-Star Game (his first start) won his second consecutive Silver Slugger, earned his first career Gold Glove and was given the inaugural Majestic Always Game Award, a Players Choice Award voted on by the MLBPA...led the American League in hits (200) and steals (38) for the second consecutive season, joining NYY's Snuffy Stirnweiss (1944-45) as the only players in Major League history to lead the American League in both hits and steals in back-to-back seasons...became the first player in club history to reach 200 hits in consecutive seasons, as he led the Majors with a franchise-record 225 hits in 2014...the only other player in club history to record a 200-hit season was Craig Biggio in 1998 (210 hits)...was the only Major Leaguer to reach 40 doubles, 15 homers and 35 stolen bases that season, and the first to do so since Jacoby Ellsbury in 2011...the only other player in club history to reach these marks in a single year: Craig Biggio in 1998...started in the All-Star Game for the first time in his career at second base in what was his third All-Star appearance overall (also 2012, 2014)...became the seventh player in club history to earn a fan-elected start (10th time overall), and the first to do so since Lance Berkman in 2008...joined 2015 Hall of Fame inductee Craig Biggio (1995-98) and Jeff Kent (2004) as the only Houston second basemen to earn a fan elected start...led the AL in three-hit games (21), and ranked third in batting average...led all Major League second basemen in fielding percentage (.993, 5E/669TC), closing out his season with 51 consecutive errorless games...became the first player in club history to record four consecutive 30-double, 30-steal campaigns...became the 20th player in club history to reach 800 hits, and became just the fourth player in Major League history to record 800 hits, 150 doubles and 150 steals through his first five seasons in the big leagues...joined Ray Durham (1995-99), Ben Chapman (1930-34) and Del Pratt (1912-16)...his 830 career hits through his first five Major League seasons marked a franchise record (previously Cesar Cedeño: 782 from 1970-74)...set career highs in home runs (15) and RBI (66)...joined Michael Bourn (2008-11), Jose Cruz (1977-80), Cesar Cedeño (1972-77) and Enos Cabell (1976-79) as the only players in club history with 30-or-more steals in four consecutive seasons...had three walk-off hits for Houston, which led the club...hit .372 (70x188) vs. left-handed pitchers, which led the Majors for the second consecutive season...became the only player since 1974 (the year left/right splits were first tracked) to lead the Majors in batting average against lefties in consecutive seasons...batted .337 (102x303) with an .884 OPS (.372 OBP/.512 SLG) following the All-Star Break...over his last 26 games of the season, slugged .625 while compiling 23 extra-base hits (16 doubles, 3 triples, 4 homers)...made his fourth consecutive Opening Day roster and start...missed four games from June 18-21 with discomfort in his right hamstring, but was not placed on the Disabled List...tied a club record by recording 39 hits through the team's first 25 games...Billy Hatcher also reached this mark through the 25th game of the 1987 season...posted a 29-game hitting streak against the A's from Sept. 5, 2013-April 26, 2015...marked the second-longest hitting streak against Oakland in Major League history, behind Luke Appling's 31-game streak from 1939-40...recorded multiple hits in nine straight games from April 22-May 1, which tied a franchise record set by Jesus Alou (1969) and Billy Hatcher (1987)...was named the American League Co-Player of the Week along with Oakland's Josh Reddick for the week ending May 3...hit .467 (14x30) with seven runs, five doubles, one homer, eight RBI, two steals and a 1.233 OPS in the week...was the only Major Leaguer in 2015 to have a game with multiple steals and multiple doubles, which he accomplished on June 25 vs. NYY...was his second-career career multi-double, multi-steal game, tying the most in hitting history with Cesar Cedeño and Derek Bell...hit his first career walk-off homer on July 23 vs. BOS, tallying a career-high tying four hits in the contest...per Elias, became the third Astros player in club history to start a game in the leadoff spot and then hit a walk-off home run, joining Craig Biggio (1998 and 2001) and Jimmy Wynn (1973)...hit in 18 consecutive games at Minute Maid Park from June 4-July 29, marking the longest hitting streak recorded at the venue by an Astro all-time...was the longest home-hitting streak by an Astros player since Derek Bell hit in 21 straight games at the Astrodome in 1998...posted a 20-game hitting streak at O.co Coliseum from Sept. 5, 2013-Aug. 9, 2015...tied him for the third-longest streak in stadium history with Erick Aybar (2012-15), behind only Paul O'Neill's 21-game run from 1995-98 and Carney Lansford's 30-game streak in 1984 (Elias)...recorded 26 consecutive singles from July 29-Aug. 18...marked the longest streak by an Astro since Roy Oswalt recorded 31 consecutive singles without an extra-base hit from 2007-10...the last position player with a streak like this was Willy Taveras in 2005...reached base safely in every game during the month of August while leading the Majors with 45 hits...tied the club record for most hits in a single month of

August with Jesus Alou (1970)...had a career-long, 29-game on-base streak from Aug. 1-Sept. 1, which was the longest by an Astros player since Willy Taveras (31g) in 2006...tallied his 800th career hit on Sept. 11 at LAA in what was his 647th career game...became the quickest player in club history to reach the 800-hit plateau: previously Cesar Cedeño (707 games)...made his first career postseason appearance, starting at second base and batting leadoff in all six of Houston's playoff games...tied a club record for most hits within a player's first two postseason games (4)...joined Kevin Bass, who recorded four hits in the 1986 NLCS against the Mets...went 4x26 with two RBI and a steal overall in the postseason.

2014: Named the Astros MVP by the Houston Chapter of the BBWAA...was the Astros nominee for Major League Baseball's Hank Aaron Award...also named the Astros recipient of the Heart and Hustle Award, presented by the MLB Players Alumni Association...additionally, was named one of three finalists as the AL's Most Outstanding Player in the Players Choice Awards...set a club record with 225 hits while leading the Majors in hits and batting average...surpassed Craig Biggio (210 hits in 1998) for the Astros single season hits record, while also joining Biggio as the only players in club history to reach 200 hits in a single season...posted single-season franchise records with 69 multi-hit games, 24 three-hit games and 168 singles (all tops in MLB in 2014)...won a Louisville Silver Slugger Award as the American League's top offensive second baseman...joined Biggio as the only second basemen in Astros history to win the award...became just the second player in Major League history to compile 225 hits, 47 doubles and 56 steals in a single season, joining OF Ty Cobb, who did so in 1911 (248 hits, 47 doubles, 83 steals)...became the first player in franchise history to win a batting title...his 225 hits were the most by a second baseman in a single season since Charlie Gehringer posted 227 hits in 1936 for Detroit...marked the most hits by a right-handed hitter since Paul Molitor also had 225 hits in 1996...received his second-career All-Star nomination after getting voted to the American League All-Star team via the player vote...set the single-season record for hits by a Venezuelan-born player, passing Magglio Ordonez, who set the previous record with 216 hits in 2007...his 56 steals tied as the third-most by a Venezuelan...finished the season leading the AL in batting average, hits and stolen bases, becoming the first player to lead his league in those categories since Ichiro Suzuki in 2001 (.350, 242 hits, 56 steals)...prior to Suzuki, the last player to do so was Snuffy Stirrweiss of the 1945 Yankees (per Elias)...became the first Astros player to lead his league in stolen bases (56) since Michael Bourn in 2010 (52)...led the Majors with a .414 (63x152) average vs. left-handed pitchers...ranked as the second-highest mark in club history for a single season, behind Jeff Bagwell's .457 average vs. lefties in 1994...his strikeout rate of 7.5% (53SO/707PA) ranked as the second-lowest in MLB behind Victor Martinez (6.6%)...among all MLB hitters, put the highest percentage of pitches into play (27.9%) while posting the fifth-lowest percentage of swings that missed (9.9%)...saw the fewest number of pitches per plate appearance (3.10) among all Major League hitters...tallied 130 hits prior to the All-Star Break, which marked a new Astros record, besting Bob Watson and his 123 hits prior to the 1973 All-Star Break...Altuve set the club record in 88 first half games, while Watson did so in 102 games...Altuve's 41 steals in the first half ranked second in franchise history to Gerald Young's 47 steals in the first half of 1988...per Elias, set a franchise record by going errorless in 88 straight games from Aug. 17, 2013-May 27, 2014...the previous record was held by Rafael Landestoy (78g in 1980)...from June 26-29, 2014, became the first Major League player in 97 years to have four straight multi-steal games...became just the third player in baseball's modern era (since 1900) to do this: also Ray Chapman (1917) and Bill Dahlen (1904)...tied a franchise record with 28 consecutive successful stolen base attempts from May 17-July 19, 2014...tied a franchise record set by Carlos Beltran in 2004...on June 18 at WSH, recorded his 500th career hit with a 9th-inning single...marked his 426th career game, making him the fastest player to reach 500 career hits with the Astros franchise...OF Cesar Cedeño set the previous record in 1973, as he needed 427 career games to reach 500 hits...set a club record by recording a steal in seven straight games from June 24-30, 2014...banged out two hits, scored two runs and stole two bases in the Astros 6-1 win on June 26 vs. ATL...by reaching the 30-steal mark that game, became the fourth player in Astros history with at least 100 hits and 30 stolen bases before the All-Star Break in one season...the other Astros to do it were Cesar Cedeño in 1974 (112 hits, 36 steals), Billy Hatcher in 1987 (101, 33) and Michael Bourn in 2011 (104, 35)...went 3x5 with two stolen bases on June 30 vs. DET, making him the first player in the modern era with a four-game streak with multiple hits and stolen bases...finished the month of June with a .411 batting average and 17 stolen bases...marked the most stolen bases for any Major League player who batted .400 or better in a month since July of 1992, when Brett Butler, then with the Dodgers, batted .442 with 18 stolen bases...became the first player in the All-Star era (since 1933) to record 130 hits and 40 steals before the All-Star Break...entered the 2014 All-Star Game in the 5th inning at second base and ultimately drove in Alexei Ramirez on a sacrifice fly to deep left field in his only plate appearance...became the fifth Astros player to record an RBI in an All-Star Game...also Lance Berkman (2002, 2006, 2008), Craig Biggio (1995-96), Cesar Cedeño (1973, 1976) and Lee May (1972)...tied a career high with four hits and hit his first career grand slam on Aug. 18 at BOS...was the only grand slam hit by an opposing player at Fenway Park during the season...from Aug. 30-Sept. 2, recorded back-to-back four hit games, becoming the first Astro to do so since Lance Berkman in 2008...from Sept. 10-17, recorded multiple hits in seven straight games...marked the longest multi-hit game streak by an Astro since Lance Berkman also went seven straight from May 3-10, 2008...entering the final game of the season (Sept. 28 at NYM), held a .003 point advantage over the Victor Martinez for the AL batting title...went 2x4 on the day to secure the title with a .341 (225x660) average, directly ahead of Martinez' .335 (188x561) mark...following the season traveled to Japan as part of the 2014 Japan All-Star Series...was a member of the MLB All-Star Team that faced off against "Samurai Japan" (Japan's National Team) for five games.

2013: Led the Astros in hits and steals, and ranked tied for first in runs (64) and games played (152)...ranked sixth in the American League with 35 stolen bases and fourth in multi-steal games (5)...named the Astros nominee for the 2013 Roberto Clemente Award...was one of three Major Leaguers (also Leonys Martin and Rajai Davis) to have two games with three-or-more stolen bases...had the most steals by an Astros second baseman since Craig Biggio swiped 50 in 1998...led Major League second basemen in steals and double plays turned (114)...among AL second basemen, finished third in hits and fifth in both batting average and fielding percentage (.987)...became the fifth player in Astros history to record 30+ doubles and 30+ stolen bases in back-to-back years, joining Craig Biggio (1997-98, 1994-95), Enos Cabell (1977-79), Cesar Cedeño (1972-73) and Jose Cruz (1977-79)...led the AL with a .376 OBP when batting leadoff (min. 125 plate apps.)...reached base safely in 126 of his 152 total games (83%)...made his second consecutive Opening Day start...his 35 hits in April set a franchise record for a second baseman and ranked fifth all-time for any player in Astros history...recorded an RBI in four straight games from Aug. 6-10 and became the first Astros second baseman to do so since Craig Biggio in July of 2005 (July 4-7)...eclipsed 400 hits for his career on Sept. 24 at TEX in what was his 352nd career game...was the third fastest Astro to reach the 400-hit mark behind Cesar Cedeño (342g) and Hunter Pence (348g)...needed the second-fewest games in Astros history to reach 75 doubles and 75 steals to start his career...did so on Sept. 25 at TEX in what was his 353rd career game...his 41 hits in September ranked as the third-highest total in franchise history, trailing only Richard Hidalgo's 49 hits in September of 2000 and Cesar Cedeño's 47 hits in 1977...led the Majors in hits and led the AL in batting average (.357) during the month...missed three games while on the Bereavement List (May 14-17)...on July 13, 2013, signed a four-year contract extension for the 2014-17 seasons...the deal also included club option years for the 2018-19 seasons.

2012: The first-time All-Star posted a .340 on-base percentage, tallying 40 walks in 147 games (drew just five walks in 57 games in 2011)...was named the Astros recipient of the MLB Players Alumni Association's annual Heart and Hustle Award...also named the Astros MVP by the Houston Chapter of the BBWAA...led the club with 45 extra-base hits...also led the club in runs, hits, doubles, triples and stolen bases in what was his first full season in the Majors...voted to the National League All-Star team at 22 years old, becoming the second-youngest All-Star in Astros history behind Cesar Cedeño (21 years old as a NL All-Star in 1972)...was the second-youngest member on the NL All-Star squad behind Bryce Harper...finished the season fifth in the Majors with a .359 (56x156) batting average vs. left-handed pitchers (min. 155 AB)...ranked seventh in the NL with 33 steals...his 51 multi-hit games ranked tied for ninth in the NL...ranked fifth in the NL in lowest percentage of swings that missed (10.6%)...played the entire season with the Astros, made his first career Opening Day start, and led the club with 147 games played, including 142 starts at second base...among NL second basemen, ranked first in stolen bases, second in hits and third in batting average...became the fourth Astros second baseman to steal 30 bases in one season, also Craig Biggio (5x), Bill Doran (2x) and Joe Morgan (3x)...was also the eighth Astros player to steal 30 bases and hit 30 doubles in one season, joining Jeff Bagwell (2x), Craig Biggio (5x), Enos Cabell (3x), Cesar Cedeño (5x), Jose Cruz (3x), Dickie Thon and Jimmy Wynn...according to Elias, became the first Astro with 36 hits through the club's first 25 games of a season since Craig Biggio in 2004...stole home and homered on June 10 at CWS, becoming the first Astros player to accomplish this in the same game since Jeff Bagwell on June 22, 1993 at LAD...played his 200th career game on Sept. 26...became the only player in Astros history to begin his career by posting 40+ doubles and 40+ stolen bases within his first 200 Major League games...played for Navegantes del Magallanes in the Venezuelan Winter League during the 2012 offseason...hit .336 (48x143) with 10 doubles, 16 walks, eight steals and an .847 OPS (.406 OBP/.441 SLG) in 35 games with the club.

2011: Had 200 hits combined between the Major League (61) and minor league (139) levels in 578 combined at-bats...among all NL rookies, ranked fourth in batting average after July 20 (.276)...hit .327 (36x110) with six RBI in his first 28 games with Houston...his 51 starts at second base ranked fifth all-time in Astros history by a rookie and were the most since Bill Doran in 1983 (151 starts)...named the Astros 2011 Minor League Player of the Year after leading all minor league players with a .389 (139x357) average at Double A Corpus Christi (.361 in 35g) and Class A Advanced Lancaster (.408 in 52g)...started at second base for the World Team and went 2x3 with a double in the 2011 SiriusXM All-Star Futures Game...was selected to the Major League roster from Double A on July 19 and made his MLB debut on July 20 in a start at second base...singled in his fifth career MLB at-bat...his first career home run was a leadoff, inside-the-park homer on Aug. 20 vs. SF (Bumgarner), making him the first player to record his first career homer in that fashion since Hall of Famer Rich "Whitney" Ashburn did so on May 29, 1948...the last Astro to hit an inside-the-park homer for their first Major League homer was LHP Dutch Henry (May 8, 1992 at PIT), and the last Astro to lead off a game with an inside-the-parker was Bill Doran (April 22, 1987, vs. ATL) (Elias)...tied the franchise record by hitting safely in his first seven Major League games (.423, 11x26), which was set by Russ Johnson in 1997 (.321, 9x28)...only two other players in Astros history collected 11-or-more hits in their first seven games in the Majors: Ken Caminiti in 1987 (11x27) and Orlando Miller in 1994 (11x23) (Elias)...following the season, played for Magallanes in the Venezuelan Winter League and led the league in hits (82) while ranking third in batting average (.339).

MINOR LEAGUES:

2010: Combined to hit .301 (153x509) with 15 homers, 67 RBI and 42 steals in 125 games with Class A Lexington (94g) and Class A Advanced Lancaster (31g)...named a South Atlantic League Midseason and Postseason All-Star...earned SAL Player of the Week honors (June 7-13)...named Lexington's Offensive Player of the Month for

July...played for Magallanes in the Venezuelan Winter League following the season and hit .284 (44x155) with 11 extra-base hits and 14 RBI in 42 games...2009: Combined to hit .302 (77x255) with three home runs, 25 RBI and 28 stolen bases in 66 games with Rookie Level Greeneville (45g) and Class A Short Season Tri-City (21g)...named Greeneville's Team MVP, an Appalachian League Postseason All-Star and earned Greeneville's Player of the Month award for July...2008: Started 38 games at second base for Rookie Level Greeneville...2007: Led the VSL Astros in batting average (.343) and OBP (.429).

PERSONAL:

Jose and his wife Nina reside in Pearland, TX, with their daughter, Melanie Andrea...the couple is expecting their daughter this season.

JOSE CARLOS ALTUVE

Year	Team	AVG	G	AB	R	H	2B	3B	HR	RBI	BB	SO	SB	CS	OBP	SLG	SF	SH	HB	E
2007	VSL Astros (R)	.343	64	204	40	70	12	4	0	36	28	16	15	5	.429	.441	3	3	5	10
2008	Greeneville (R)	.284	40	141	26	40	9	3	2	21	8	26	8	2	.320	.433	1	2	0	11
2009	Greeneville (R)	.324	45	179	45	58	20	2	3	18	26	16	21	4	.408	.508	1	2	0	8
	Tri-City (A)	.250	21	76	13	19	5	0	0	7	8	10	7	2	.337	.316	0	1	2	2
2010	Lexington (A)	.308	94	393	75	121	15	3	11	45	33	49	39	14	.364	.445	1	5	2	11
	Lancaster (A)	.276	31	116	18	32	5	2	4	22	9	17	3	4	.333	.457	0	1	1	2
2011	Lancaster (A)	.408	52	213	38	87	13	7	5	34	19	26	19	9	.451	.606	3	3	0	5
	Corpus Christi (AA)	.361	35	144	21	52	9	3	5	25	7	14	5	5	.388	.569	1	1	0	3
	HOUSTON	.276	57	221	26	61	10	1	2	12	5	29	7	3	.297	.357	1	5	2	2
2012	HOUSTON	.290	147	576	80	167	34	4	7	37	40	74	33	11	.340	.399	4	4	6	11
2013	HOUSTON	.283	152	626	64	177	31	2	5	52	32	85	35	13	.316	.363	8	4	2	9
2014	HOUSTON	.341	158	660	85	225	47	3	7	59	36	53	56	9	.377	.453	5	1	5	10
2015	HOUSTON	.313	154	638	86	200	40	4	15	66	33	67	38	13	.353	.459	6	3	9	5
2016	HOUSTON	.338	161	640	108	216	42	5	24	96	60	70	30	10	.396	.531	7	3	7	7
2017	HOUSTON	.346	153	590	112	204	39	4	24	81	58	84	32	6	.410	.547	4	1	9	10
2018	HOUSTON	.316	137	534	84	169	29	2	13	61	55	79	17	4	.386	.451	1	3	6	7
	Fresno (AAA)#	.333	1	3	0	1	0	0	0	0	0	1	0	0	.500	.333	0	0	1	0
2019	HOUSTON	.298	124	500	89	149	27	3	31	74	41	82	6	5	.353	.550	3	1	3	12
	Round Rock (AAA)#	.190	5	21	3	4	0	1	0	0	2	7	0	0	.261	.286	0	0	0	0
MINOR LEAGUE TOTALS		.325	388	1490	279	484	88	25	30	208	140	182	117	45	.385	.478	10	18	11	52
MAJOR LEAGUE TOTALS		.315	1243	4985	734	1568	299	28	128	538	360	623	254	74	.364	.463	39	25	49	73

- Rehab assignment

WILD CARD GAME RECORD

Year	Team	AVG	G	AB	R	H	2B	3B	HR	RBI	BB	SO	SB	CS	OBP	SLG	SF	SH	HB	E
2015	HOU/NYY	.250	1	4	0	1	0	0	0	1	0	1	1	0	.250	.250	0	0	0	0

DIVISION SERIES RECORD

Year	Team	AVG	G	AB	R	H	2B	3B	HR	RBI	BB	SO	SB	CS	OBP	SLG	SF	SH	HB	E
2015	HOU/KC	.136	5	22	2	3	0	0	0	1	1	2	0	1	.174	.136	0	0	0	0
2017	HOU/BOS	.533	4	15	5	8	0	0	3	4	4	2	0	0	.632	1.133	0	0	0	0
2018	HOU/CLE	.286	3	14	4	4	1	0	1	2	0	2	0	0	.286	.571	0	0	0	0
2019	HOU/TB	.350	5	20	4	7	2	0	3	5	1	3	0	0	.444	.900	0	0	0	0
DS TOTALS		.310	17	71	15	22	3	0	7	12	6	9	0	1	.364	.648	0	0	0	0

CHAMPIONSHIP SERIES RECORD

Year	Team	AVG	G	AB	R	H	2B	3B	HR	RBI	BB	SO	SB	CS	OBP	SLG	SF	SH	HB	E
2017	HOU/NYY	.320	7	25	5	8	0	0	2	4	5	1	0	4	.414	.560	0	0	0	1
2018	HOU/BOS	.250	5	20	4	5	1	0	2	3	4	0	0	0	.348	.300	0	0	0	0
2019	HOU/NYY	.348	6	23	6	8	1	0	2	3	4	1	1	0	.444	.652	0	0	0	0
LCS TOTALS		.309	18	68	15	21	2	0	4	9	11	10	2	0	.405	.515	0	0	0	1

WORLD SERIES RECORD

Year	Team	AVG	G	AB	R	H	2B	3B	HR	RBI	BB	SO	SB	CS	OBP	SLG	SF	SH	HB	E
2017	HOU/LAD	.194	7	31	4	6	2	0	2	6	1	7	1	0	.219	.452	0	0	0	0
2019	HOU/WSH	.303	7	33	4	10	3	0	0	1	0	3	1	1	.294	.394	1	0	0	1
WS TOTALS		.250	14	64	8	16	5	0	2	7	1	10	2	1	.258	.422	1	0	0	1

ALTUVE CAREER TRANSACTIONS

- Signed by Houston as a non-drafted free agent on Sept. 27, 2006
- Signed a four-year contract extension that included two club options (2018-19) on July 13, 2013.
- Signed a seven-year contract on March 19, 2018.
- On Disabled List, July 29-Aug. 21, 2018 (right knee discomfort).
- On Disabled List, May 11-June 19, 2019 (left hamstring strain).

ALTUVE GAME HIGHS

Hits:	4 (30x) -- last, July 13, 2019 at Texas
Home Runs:	2 (4x) -- last, April 10, 2019 vs. New York (AL)
RBI:	6 -- July 24, 2016 vs. Los Angeles (AL)
Stolen Bases:	3 (3x) -- last, May 8, 2016 vs. Seattle
Longest Hitting Streak:	19 -- last, July 2-July 28, 2017
Career Grand Slams (3):	Aug. 17, 2014 at BOS (Joe Kelly) April 12, 2019 at SEA (Shawn Armstrong) July 14, 2019 at TEX (Kyle Bird)

LEADOFF HR

PINCH-HIT HR

WALK-OFF HR

No.	Date	Opp.	Pitcher	No.	Date	Opp.	Pitcher	No.	Date	Opp.	Pitcher
1	8/20/11	SF	Bumgarner	none				1	7/23/15	BOS	Breslow
2	5/22/12	CHC	T. Wood								
3	5/22/14	@SEA	Elias								
4	7/27/14	MIA	Turner								
5	4/10/16	@MIL	Nelson								
6	4/17/16	DET	Sanchez								
7	4/27/16	@SEA	Iwakuma								
8	5/1/16	@OAK	Hill								
9	5/4/16	MIN	Hughes								
10	5/5/16	SEA	Miley								
11	9/11/18	@DET	Zimmermann								
12	6/23/19	@NYY	Happ								
13	8/7/19	COL	Lambert								
14	9/20/19	LAA	Barria								

ALTUVE CAREER FIELDING

YEAR	POSITION	PCT.	G	PO	A	E	TC	DP
2019	Second Base	.972	121	128	257	11	396	49
	Shortstop	.000	1	0	0	1	1	0
TOTALS	Second Base	.985	1204	1819	3045	72	4936	679
	Shortstop	.667	2	0	2	1	3	0



YORDAN ALVAREZ

Born: 6/27/97 in Las Tunas, Cuba

Opening Day Age: 22

Contract Status: Signed through 2020

Acquired: From Los Angeles (NL) in exchange for RHP Josh Fields on Aug. 1, 2016.

Resides: Tampa, FL

ML Service: 0.113

44

OF

HT	WEIGHT	BAT	THROW
6'5"	225	R	R

TABLE OF
CONTENTS

ALVAREZ

CAREER HIGHLIGHTS

- Towering left-handed hitter burst onto the scene in 2019, being named the BBWAA American League Rookie of the Year and to the Second-Team All-MLB squad...became just the third player in franchise history to win the Jackie Robinson Rookie of the Year Award, joining first baseman Jeff Bagwell, who won the National League award in 1991 and shortstop Carlos Correa, who won the American League award in 2015...he also became the fifth Cuban native to win the Rookie of the Year, joining Tony Oliva (1964), José Canseco (1986), José Fernández (2013) and Jose Abreu (2014).
- Posted 27 home runs and a 1.067 OPS in 87 games in 2019...the 27 homers established a franchise rookie record...his 1.067 OPS established a Major League record for OPS by a rookie in a single season (min. 350PA, 1.067), besting Shoeless Joe Jackson, who posted a 1.058 OPS in 1911.
- Homered in his first Major League game on June 9 vs. BAL off RHP Dylan Bundy, becoming the seventh player in franchise history to homer in his MLB debut...hit a 1-0 changeup to center field in what was his second plate appearance...hit three homers with seven RBI on Aug. 10 at BAL, marking the 14th three-homer game in club history (13th in the regular season) and the first in the regular season since Carlos Lee's three-homer game on April 13, 2007 at PHI...became the youngest player in MLB history (2 years, 44 days old) with three homers and seven RBI in a game, surpassing Pat Seerey (July 13, 1945 at 22 years, 118 days old).
- Went 3x3 with a two-run homer in Game 5 of the 2019 World Series, becoming the youngest Cuban-born player to homer in the World Series, surpassing Jose Canseco...also became the fourth-youngest AL player to homer in a World Series game behind Mickey Mantle, Jimmie Foxx and Tony Kubek.
- Hit .311 (288x927) with 56 doubles, four triples, 56 homers, 218 RBI and a .956 OPS (.395 OBP/.561 SLG) in 250 minor league games in four years prior to his MLB debut.
- Played in the SiriusXM All-Star Futures Game in 2017 and 2018...went 1x3 with a walk in the 2018 Futures Game...went 1x1 with an RBI in the 2017 Futures Game.
- Was a Midwest League Midseason All-Star in 2017 after batting .360 (40x111) with a 1.125 OPS (.468 OBP/.658 SLG) at Class A Quad Cities.
- Played for Las Tunas in Cuba's Serie Nacional from 2013-15...in his final season in Cuba, hit .351 (39x111) with

NOTES

- After defecting from Cuba, Alvarez established residency in Haiti before signing with the Dodgers as an international free agent on June 15, 2016...signed by Dodgers scouts Ismael Cruz and Mike Toscar.
- Spent less than two months in the Dodgers organization and did not play in a professional game with them before being acquired by Houston in exchange for hard-throwing reliever Josh Fields...Fields posted a 2.61 ERA in three seasons with Los Angeles while Alvarez blossomed into one of the top prospects in baseball before debuting in 2019.
- Astros scouts credited with the identification of Alvarez include the club's Senior Scouting Advisor Charlie Gonzalez and Astros International Director Oz Ocampo.
- Shares the same clubhouse with fellow Cubans 1B Yuli Gurriel and IF Aledmys Diaz...grew up idolizing Gurriel, who was a star in the Cuban league during Alvarez's childhood...the two first met in Haiti while both were establishing residency prior to a move to the United States.
- Along with Gurriel, Diaz, Rogelio Armenteros and Cionel Perez, Alvarez was one of five Cubans to play for the 2019 Astros...that club became the first team to play five Cubans in the same season since the 1969 Reds used IF Mike de la Hoz, RHP Camilo Pascual, IF Tony Perez, RHP Pedro Ramos and IF Chico Ruiz.
- Became the first Astro to hit a homer in the third deck at Minute Maid Park on Sept. 9, 2019, a towering blast off A's RHP Paul Blackburn...that shot landed in section 337, row 1, seat 18, which was commemorated with an orange seat in 2019.
- This season marks just his second time to be at Major League Spring Training...was an NRI in 2019...is currently signed to a one-year contract for the 2020 season.

PLAYER
DEVELOPMENT

2019 REVIEW

OPPONENTS

HISTORY
AND RECORDS

SPRING TRAINING

MEDIA
INFORMATIONMINUTE MAID
PARK

a .402 OBP as a 17-year-old.

2019: At the age of 21, debuted in the Majors in June and authored one of the best rookie seasons in franchise history en route to being named the BBWAA American League Rookie of the Year, the Sporting News AL Rookie of the Year and the MLBPA Players Choice Award for the AL Most Outstanding Rookie...also named to the Second-Team All-MLB squad...was one of the top hitters in the AL during his 87 games in the Majors...ranked among the top-10 AL hitters in multiple categories from the date of his MLB debut (June 9) through the end of the regular season: RBI (2nd), OBP (3rd, .412), SLG (3rd, .655), OPS (4th, 1.067), extra-base hits (5th), homers (T-6th), doubles (T-7th), batting average (9th)...established a Major League record for OPS by a rookie in a single season (min. 350PA, 1.067)...surpassed Shoeless Joe Jackson's record of 1.058 set in 1911...led all AL rookies in extra-base hits (53), OPS (1.067), OBP (.412) and SLG (.655) (min. 350PA)...set a franchise rookie record for home runs in a single season, topping Carlos Correa's record of 22 set during his 2015 rookie season...also set club rookie records for OPS, OBP and SLG (min. 350PA)...posted the third-best batting average by an Astros rookie (min. 350PA), behind Hunter Pence (.322 in 2007) and Greg Gross (.314 in 1974)...posted the second-most RBI by a rookie in club history, behind Jeff Bagwell's 82 RBI in 1991...was named the AL Rookie of the Month in June, July and August...became the first player in franchise history to win three consecutive Rookie of the Month awards, and the first MLB player to do so since Aaron Judge from April-June of 2017...set a Major League record for RBI in a player's first 45 career games with 51, surpassing Ted Williams' record of 47 set in 1939...also set a record for RBI within a player's first 30 games (35 RBI), surpassing Albert Pujols (34 in 2001)...his 27 homers are the most by an Astros player within his first 87 games...the previous record was held by George Springer (20 HR)...set Astros records for most homers within a player's first 12 games (7 HR), 11 games (6), 10 games (5), five games (4), four games (3) and two games (2)...posted 53 extra-base hits, tied for the third-most by a player over his first 87 games in MLB history with Jose Abreu, behind Ted Williams (54) and Joe DiMaggio (61)...his 1.067 OPS was the sixth-highest by a player 22 years old or younger in MLB's modern era (since 1900)...the only players to post a higher OPS: Ted Williams (1.287 in 1941 at 22), Bryce Harper (1.109 in 2015 at 22), Jimmie Foxx (1.088 in 1929 at 21), Joe DiMaggio (1.085 in 1937 at 22) and Mel Ott (1.084 in 1929 at 20)...batted .344 (32x93) with 13 doubles, six homers, 50 RBI and a 1.105 OPS (.427 OBP/.677 SLG) with runners in scoring position...ranked fourth in the AL in OPS and fifth in batting average with runners in scoring position...led all left-handed hitters in OPS vs. left-handed pitchers (1.038)...the only left-handed hitting rookie in MLB history to post a higher mark was David Justice in 1990 (1.099)...was selected to the Major League roster on June 9 before making his MLB debut vs. BAL that day in a start at DH...homered in his first Major League game off RHP Dylan Bundy, becoming the seventh player in franchise history to homer in his MLB debut (last, Derek Fisher on June 14, 2017 vs. TEX)...hit a 1-0 changeup to center field in what was his second plate appearance...at 21 years, 347 days old, became the youngest player in club history to make a start at DH...homered in his second-career game on June 11 vs. MIL, becoming the first player in Astros history to homer in each of his first two MLB games...became the 23rd player in MLB history to do this, most recently accomplished by Francisco Arcia for the Angels in July 2018...homered in his fourth MLB game, setting a franchise record for homers over a player's first four games (3)...also set a franchise record for walks over a player's first four MLB games (6)...homered and recorded three hits in his fifth MLB game, setting a franchise record for homers within a player's first five games (4)...became the first player in Astros history to score a run in each of his first five Major League games...became the youngest Astro to post consecutive three-hit games since Terry Puhl in 1978...his four homers tied the second-most home runs in MLB history over a player's first five games with Yasiel Puig (2013) and Mike Jacobs (2005), behind only Trevor Story's six homers in 2016...his eight runs scored over his first five MLB games tied the second-most in MLB history with Jay Bruce (2008), behind only Jim Gilliam's nine runs in his first five games in 1953...posted back-to-back three-hit games from June 14-15, becoming the youngest Astros player since Terry Puhl (May 12-13, 1978) to post consecutive three-hit games...became the first player in MLB history to post six homers and 14 RBI over his first 11 Major League games (since RBI first became an official stat in 1920)...was also the first to reach seven homers and 16 RBI over his first 12 games...tied a Major League record for homers over a player's first 12 games (7) with Trey Mancini (2016-17), Trevor Story (2016) and Dino Restelli (1941)...named the AL Rookie of the Month for June after leading AL rookies in RBI (21), OPS (1.139), OBP (.406) and SLG (.733) in 16 games in June...ranked second in homers (7) while hitting .317 during the month...notched his first-career multi-homer game on July 12 at TEX...became the youngest Astro with a multi-homer game since Carlos Correa on April 6, 2016 at NYG...posted 31 hits over his first 23 games, the second-most in club history through a player's first 23 games behind Brian Hunter (37 from 1994-95)...set a Major League record for RBI over a player's first 30 games (35 RBI), surpassing Albert Pujols' record of 34 set in his 2001 NL Rookie of the Year season...hit a 474-foot homer on July 20 vs. TEX, the longest homer by an Astro in the Statcast era (since 2015)...recorded a pinch-hit double in his first-career pinch-hit plate appearance on July 26 at STL...named the AL Rookie of the Month for July, his second-consecutive Rookie of the Month award...became the first rookie to win back-to-back Rookie of the Month awards since Juan Soto from June-July of 2018...became the first AL Rookie to do so since Aaron Judge in 2017 (April, May, June)...during the month, hit .333 with seven doubles, five homers, 15 RBI and a 1.045 OPS, leading all AL rookies in batting average, OBP, OPS, SLG and extra-base hits...homered on Aug. 6 vs. COL for his 28th career extra-base hit...the only players in MLB history with more extra-base hits within their first 42 games were Joe DiMaggio (30) and Ryan Braun (29)...became the first player in MLB history to record an extra-base hit in 24 of his first 42 games...set a Major League record for RBI in a player's first 45 career games with 51, surpassing Ted Williams' record of 47 set in 1939...hit three homers with seven RBI on Aug. 10 at BAL,

marking the 14th three-homer game in club history (13th in the regular season) and the first since Carlos Lee's three-homer game on April 13, 2007 at PHI...became the youngest player in MLB history (2 years, 44 days old) with three homers and seven RBI in a game, surpassing Pat Seerey (July 13, 1945 at 22 years, 118 days old)...became the seventh-youngest player in MLB history with a three-homer game...drew a career high four walks on Aug. 20 vs. DET...at 22 years, 54 days old became the second-youngest Astro to walk four times in a game, trailing only Joe Morgan (21 years, 3 days) on Sept. 22, 1964...per STATS Inc., became the youngest player to walk four times in a game since Barry Bonds (22 years, 37 days) on Aug. 30, 1986 at HOU...posted his fourth-career multi-homer game on Aug. 27 vs. TB...joined Cody Bellinger (6g) as the only players in MLB history to record at least four multi-homer games over their first 60 games in the Majors...was named the AL Rookie of the Month for August, his third-straight monthly award...batted .309 (30x97) in 27 games in August while leading AL rookies in HR (9), RBI (26), SLG (.670), OBP (.425) and OPS (1.095)...his nine homers marked the second-most by an Astros rookie in a single month behind George Springer's 10 homers in May 2014...went 4x6 with three doubles, a run scored and six RBI on Sept. 8 vs. SEA, setting a new single-game career-high for hits...became the first player in Astros history with at least three doubles and six RBI in a single game...became the youngest player in MLB history with three doubles and six RBI in a single game (22 years, 73 days)...broke the record held by Jimmy O'Connell of the New York Giants on (22 years, 110 days on June 1, 1923)...was the 19th time in MLB history that a player posted three doubles and six RBI in a single game, and the first since Aaron Hicks did so on June 1, 2017 at TOR...hit two solo homers over the first 2.0 innings on Sept. 9 vs. OAK, setting a new single-season club record for home runs by a rookie (24), surpassing Carlos Correa's 2015 record of 22...posted a 28-game on-base streak from Aug. 22-Sept. 27...batted .241 (14x58) with one homer and three RBI in 18 postseason games...smacked three doubles over the first four games of the ALDS, marking the most double by an Astros player within his first four career postseason games in franchise history...became the third-youngest player in Astros history to start a postseason game (22 years 99 days) behind only Carlos Correa (21 in 2015) and Richard Hidalgo (22 years, 94 days in 1997)...also became the third-youngest player in MLB history to start a postseason game at DH, behind only Claudell Washington (21 in 1975) for Oakland and Jamie Quirk (21 in 1976) for Kansas City...went 3x3 with a two-run homer in Game 5 of the World Series, becoming the youngest Cuban-born player to homer in the World Series, surpassing Jose Canseco...also became the fourth-youngest AL player to homer in a World Series game behind Mickey Mantle, Jimmie Foxx and Tony Kubek...at 22 years, 117 days old, became the youngest player in Astros history record a hit in a World Series game...also became the 40th rookie in MLB history to homer in the World Series...began the season at Triple A Round Rock and hit .343 (73x213) with 50 runs scored, 16 doubles, 23 home runs, 71 RBI and a 1.184 OPS (.443 OBP/.742 SLG) in 56 games...was leading the minors in homers, RBI, extra-base hits (39) and total bases (158) prior to making his Major League debut...received Pacific Coast League Player of the Month honors and Astros Minor League Player of the Month recognition for April after hitting .347 with 20 runs, six doubles, 11 homers, 29 RBI and a 1.372 OPS (.443 OBP/.867 SLG) in 21 games for the Express...led the PCL in homers and slugging percentage during the month, while ranking tied for first in extra-base hits, second in RBI and second in OPS...posted a three-homer game on April 6 for Round Rock.

MINOR LEAGUES:

2018: In 88 combined games between Triple A Fresno (45g) and Double A Corpus Christi (43g), hit .293 (98x335) with 21 doubles, 20 homers, 74 RBI and a .904 OPS (.369 OBP/.534 SLG)...was an MiLB.com Organization All-Star and was selected to the SiriusXM All-Star Futures Game for the second-straight season...went 1x3 with a walk in the Futures Game...received his first promotion to the Triple A level on July 6...batted .304 (7x23) with one homer and four RBI in seven games in the PCL playoffs...**2017:** Batted .304 (102x335) with 17 doubles, three triples, 12 homers and 69 RBI in 90 games between Class A Advanced Buies Creek (58g) and Class A Quad Cities (32g)...was a Class A Midwest League All-Star...selected to the SiriusXM All-Star Futures Game...**2016:** Made his pro debut, batting .341 (15x44) with a .974 OPS (.474 OBP/.500 SLG) in 16 games with the DSL Astros Orange.

PERSONAL:

Yordan and his wife Monica reside in Tampa, FL, with their daughter, Mia.

YORDAN RUBEN ALVAREZ

Year	Team	AVG	G	AB	R	H	2B	3B	HR	RBI	BB	SO	SB	CS	OBP	SLG	SF	SH	HB	E
2016	DSL Astros Orange (R)	.341	16	44	7	15	2	1	1	4	12	7	2	1	.474	.500	1	0	0	0
2017	Quad Cities (A)	.360	32	111	26	40	6	0	9	33	23	36	2	0	.468	.658	3	0	2	1
	Buies Creek (A)	.277	58	224	19	62	11	3	3	36	19	41	6	1	.329	.393	7	0	2	0
2018	Corpus Christi (AA)	.325	43	169	39	55	13	0	12	46	19	45	5	2	.389	.615	2	0	0	2
	Fresno (AAA)	.259	45	166	24	43	8	0	8	28	23	47	1	0	.349	.452	0	0	0	0
2019	Round Rock (AAA)	.343	56	213	50	73	16	0	23	71	38	50	2	1	.443	.742	1	0	1	2
	HOUSTON	.313	87	313	58	98	26	0	27	78	52	94	0	0	.412	.655	2	0	2	1
MINOR LEAGUE TOTALS		.311	250	927	165	288	56	4	56	218	134	226	18	5	.395	.561	14	0	5	5
MAJOR LEAGUE TOTALS		.313	87	313	58	98	26	0	27	78	52	94	0	0	.412	.655	2	0	2	1

DIVISION SERIES RECORD

Year	Team	AVG	G	AB	R	H	2B	3B	HR	RBI	BB	SO	SB	CS	OBP	SLG	SF	SH	HB	E
2019	HOU/TB	.316	5	19	2	6	3	0	0	1	1	7	0	0	.350	.474	0	0	0	0

CHAMPIONSHIP SERIES RECORD

Year	Team	AVG	G	AB	R	H	2B	3B	HR	RBI	BB	SO	SB	CS	OBP	SLG	SF	SH	HB	E
2019	HOU/NYY	.045	6	22	1	1	0	0	0	0	2	12	0	0	.125	.045	0	0	0	0

WORLD SERIES RECORD

Year	Team	AVG	G	AB	R	H	2B	3B	HR	RBI	BB	SO	SB	CS	OBP	SLG	SF	SH	HB	E
2019	HOU/WSH	.412	7	17	2	7	0	0	1	2	4	2	0	0	.524	.588	0	0	0	0

ALVAREZ CAREER TRANSACTIONS

- Signed by the Dodgers as a non-drafted free agent on June 15, 2016.
- Acquired by the Astros from the Dodgers in exchange for RHP Josh Fields on Aug. 1, 2016.

ALVAREZ GAME HIGHS

Hits: 4 (2x) -- last, Sept. 22, 2019 vs. Los Angeles (AL)
Home Runs: 3 -- Aug. 10, 2019 at Baltimore
RBI: 7 -- Aug. 10, 2019 at Baltimore
Stolen Bases: none
Longest Hitting Streak: 9 (2x) -- last, Aug. 1-11, 2019
Career Grand Slams: Aug. 10, 2019 at Baltimore (Tyler Scott)

LEADOFF HR

No.	Date	Opp.	Pitcher
none			

PINCH-HIT HR

No.	Date	Opp.	Pitcher
1	9/14/19	at KC	Speier

WALK-OFF HR

No.	Date	Opp.	Pitcher
none			

ALVAREZ CAREER FIELDING

YEAR	POSITION	PCT.	G	PO	A	E	TC	DP
2019	Outfield	.909	10	9	1	1	11	0



ROGELIO ARMENTEROS

Born: 6/30/94 in Havana, Cuba

Opening Day Age: 25

Contract Status: Signed through 2020

Acquired: Signed as a non-drafted free agent on Sept. 15, 2014.

Resides: Boca Raton, FL

ML Service: 0.018

61

RHP

HT	WEIGHT	DOB
6'1"	243	6/30/94

TABLE OF CONTENTS

ARMENTEROS

PLAYER DEVELOPMENT

2019 REVIEW

OPPONENTS

HISTORY AND RECORDS

SPRING TRAINING

MEDIA INFORMATION

MINUTE MAID PARK

CAREER HIGHLIGHTS

- Cuban right-handed starter debuted with the Astros in 2019, making five appearances (two starts)...has pitched in parts of five seasons (2015-19) in the Astros minor league system, going 35-20 with a 3.45 ERA (197ER/514.1IP) in 106 games (93 starts) over his five professional seasons.
- Made his Major League debut on June 14, 2019 vs. TOR and picked up a 3.0-inning save in the Astros 15-2 win...became the first Astro to record a save in his MLB debut (since saves became official in 1969).
- Had arguably the best season of any Astros minor league pitcher in 2017 as he combined to go 10-4 with a 2.04 ERA (28ER/123.2IP) in 24 games (20 starts) between Triple A Fresno (10g) and Double A Corpus Christi (14g)...named a Texas League Midseason All-Star while with the Hooks.
- Led all Astros minor leaguers with 140 strikeouts in 2016 as he split his season between Double A Corpus Christi (3g), Class A Advanced Lancaster (19g) and Class A Quad Cities (4g).

NOTES

- Full name is pronounced: roh-HELL-ee-o arm-en-TAIR-ohs.
- Signed by the Astros as an international free agent on Sept. 15, 2014...signed by Astros scout Alex Jacobs.
- Along with DH Yordan Alvarez, IF Aledmys Díaz, IF Yuli Gurriel and LHP Cionel Perez, Armenteros was one of five Cubans to play for the 2019 Astros...that club became the first team to play five Cubans in the same season since the 1969 Reds used IF Mike de la Hoz, RHP Camilo Pascual, IF Tony Perez, RHP Pedro Ramos and IF Chico Ruiz.
- Was added to the Astros 40-man roster on Nov. 20, 2018...is currently signed to a one-year contract for the 2020 season.

2019: The 25-year-old native Cuban made his Major League debut in 2019, appearing in five games for the Astros, including two starts, while posting a 1-1 record and a save...fanned 18 in 18.0 innings and posted a 4.00 ERA (8ER/18IP)...made those five appearances across three Major League stints: June 14-24, July 16-21 and Aug. 17...began his season with the Major League club in Spring Training and went 1-0 with a 1.80 ERA (1ER/5IP) in two starts...optioned to minor league camp on March 12 and began the regular season in the rotation at Triple A Round Rock...recalled from Triple A June 14 and made his MLB debut that night, picking up the 3.0-inning save in the Astros 15-2 win vs. TOR...became the first Astro to record a save in his Major League debut (since saves became official in 1969)...made two Major League appearances before his option on June 24...named the Pacific Coast League Pitcher of the Week after tossing 6.0 scoreless frames on July 12 vs. Iowa...recalled to Houston on July 16 and pitched 4.0 innings that night at LAA on three-days rest...stayed with the Astros after the outing and started on full rest for his first MLB start on July 21 vs. TEX (1ER/5IP)...optioned to Triple A after the game...recalled on Aug. 17 for a spot start at OAK (5ER/4IP)...optioned to Triple A after the game...finished his minor league season with 19 appearances, 18 starts, a 6-7 record and a 4.80 ERA...struck out 85 in 84.1 innings...made two postseason starts for Round Rock, going 0-1 with a 7.56 ERA (7ER/8.1IP)...pitched for the Gigantes del Cibao in the Dominican Winter League, making five starts and posting a 2.37 ERA (5ER/19IP).

MINOR LEAGUES:

2018: Spent the season at Triple A Fresno, going 8-1 with a 3.74 ERA (49ER/118IP) and 134 strikeouts in 22 games (21 starts)...had a strong finish, going 1-0 with a 3.25 ERA (13ER/36IP) and 45 strikeouts in seven games (6 starts) following the Triple A All-Star Break...started and finished a suspended game on June 3 at Albuquerque...his final line was 11 strikeouts on 147 pitches in an 8.0-inning complete game...**2017:** Combined to go 10-4 with a 2.04 ERA (28ER/123.2IP) in 24 games (20 starts) between Triple A Fresno (10gs) and Double A Corpus Christi (14g/10gs), where he was a Texas League Midseason All-Star...combined to post 146 strikeouts in 123.2 innings pitched, while allowing a .205 opponent batting average...led all Astros minor league prospects in strikeouts and ranked second in wins...began the year at Double A, making 14 appearances before a promotion to Triple A in July...in his first month at Triple A, earned the Astros Minor League Pitcher of the Month for July...made five starts for the Grizzlies that month and won all five of them...during the month, led the Pacific Coast League in



wins (5) while ranking tied for third in strikeouts (33) and eighth in ERA (2.86, 9ER/28.1IP)...**2016:** Combined to go 8-6 with a 3.53 ERA (50ER/127.2IP) in 26 games (22 starts) between three levels: Corpus Christi (3gs), Class A Advanced Lancaster (19g/16gs) and Class A Quad Cities (4g/3gs)...led all Astros minor leaguers in strikeouts with 140 in 127.1 innings pitched...moved up the Astros system in sequence, going from Quad Cities (Opening Day-April 23) to Lancaster (April 28-Aug. 16) to Corpus Christi (Aug. 21-end of season)...while with Lancaster, was named the JetHawks Pitcher of the Month in June after going 2-0 with a 1.48 ERA (4ER/24.1IP) and 30 strikeouts in five June outings...during the month, ranked second in the California League in ERA...was named the California League Pitcher of the Week for the week of July 4-10...made eight appearances for Glendale in the Arizona Fall League...**2015:** Made his stateside debut, posting a 3-2 record and a 3.69 ERA (25ER/61IP) in 15 games (12 starts) between Quad Cities (3gs) and Class A Tri-City (12g/9gs).

ROGELIO PEÑA ARMENTEROS

Year	Team	W	L	ERA	G	GS	CG	SHO	SV	IP	H	R	ER	HR	HB	BB	SO	WP	BK	AVG
2015	Tri-City (A)	2	2	4.09	12	9	0	0	0	44.0	44	24	20	3	3	17	40	1	1	.262
	Quad Cities (A)	1	0	2.65	3	3	0	0	0	17.0	9	5	5	1	1	7	21	3	2	.150
2016	Quad Cities (A)	0	2	1.93	4	3	0	0	0	18.2	12	6	4	0	1	3	20	6	1	.179
	Lancaster (A)	6	4	4.18	19	16	0	0	1	90.1	87	47	42	13	4	37	107	6	1	.251
	Corpus Christi (AA)	2	0	1.96	3	3	0	0	0	18.1	17	5	4	1	0	4	13	0	0	.262
2017	Corpus Christi (AA)	2	3	1.93	14	10	0	0	1	65.1	49	15	14	3	2	19	74	2	1	.207
	Fresno (AAA)	8	1	2.16	10	10	0	0	0	58.1	42	15	14	5	2	19	72	2	0	.203
2018	Fresno (AAA)	8	1	3.74	22	21	1	0	1	118.0	106	51	49	15	3	48	134	3	0	.237
2019	Round Rock (AAA)	6	7	4.80	19	18	1	0	0	84.1	90	48	45	14	1	31	85	2	0	.276
	HOUSTON	1	1	4.00	5	2	0	0	1	18.0	17	9	8	1	0	5	18	0	0	.243
MINOR LEAGUE TOTALS		35	20	3.45	106	93	2	0	3	514.1	456	216	197	55	17	185	566	25	6	.237
MAJOR LEAGUE TOTALS		1	1	4.00	5	2	0	0	1	18.0	17	9	8	1	0	5	18	0	0	.243

ARMENTEROS CAREER TRANSACTIONS

- Signed by the Astros as a non-drafted free agent on Sept. 15, 2014.

ARMENTEROS CAREER HIGHS

Longest Winning Streak: 1 -- July 21, 2019 vs. Texas
Longest Losing Streak: 1 -- Aug. 17, 2019 at Oakland
Strikeouts: 6 -- July 21, 2019 vs. Texas
Walks: 2 -- July 21, 2019 vs. Texas
Innings (starter): 5.0 -- July 21, 2019 vs. Texas
Innings (relief): 4.0 -- July 16 at Los Angeles (AL)
Low-Hit Game (CG): none



JOE BIAGINI

Born: 5/29/90 in Redwood City, CA

Opening Day Age: 29

Contract Status: Signed through 2020

Acquired: From Toronto along with RHP Aaron Sanchez and OF Cal Stevenson in exchange for OF Derek Fisher on July 31, 2019.

Resides: Santa Clara, CA

ML Service: 3.134

29

RHP

HT	WEIGHT	AGE
6'5"	235	29

TABLE OF
CONTENTS

BIAGINI

PLAYER
DEVELOPMENT

2019 REVIEW

OPPONENTS

HISTORY
AND RECORDS

SPRING TRAINING

MEDIA
INFORMATIONMINUTE MAID
PARK

CAREER HIGHLIGHTS

- Right-handed reliever has spent parts of four seasons in the Majors (2016-19), combining to go 14-25 with three saves and a 4.86 ERA (175ER/324IP)...as a reliever, is 12-10 with a 4.27 ERA (103ER/217.1IP) in 195 appearances.
- Acquired by the Astros at the 2019 trade deadline...had an immediate impact on Aug. 3 vs. SEA, in what was his first appearance as an Astro...tossed a scoreless 8th inning in the Astros combined no-hitter...he combined with RHP Aaron Sanchez (6IP), Will Harris (1IP) and RHP Chris Devenski (1IP) in the feat.
- Split his 2017 season between the Blue Jays rotation and bullpen, combining to make 44 appearances (18 starts)...had his best career start on Sept. 1 at BAL, recording a career-high 10 strikeouts over 7.0 scoreless innings.
- Named the Blue Jays Rookie of the Year in 2016 after being a Rule 5 draft pick that offseason...made his MLB debut on April 8 vs. BOS and fanned David Ortiz for his first career strikeout...began his career with 49 consecutive appearances (62IP) without allowing a homer...continued this success into the postseason, making six scoreless appearances (7.1IP)...pitched in the Wild Card Game (BAL), made two appearances in the Division Series (TEX) and three in the LCS (CLE).
- Named a Double A Eastern League All-Star in 2015 while pitching for Richmond...ranked second in the league in ERA (2.42) trailing only RHP Michael Fulmer (2.14).

2019: The 29-year-old was acquired by the Astros from the Blue Jays at the trade deadline...pitched in a career-high 63 games (50 with Toronto, 13 with Houston)...pitched in the Astros combined no-hitter on Aug. 3 vs. SEA (the 12th no-hitter in club history and second combined no-hitter)...threw a scoreless 8th inning...was 0-1 with a 7.36 ERA (12ER/14.2IP) in 13 games with Houston...with Toronto, went 3-1 with a 3.78 ERA (21ER/50IP) in 50 games...posted a 1.88 ERA (6 ER/28.2IP) with 30 strikeouts in day games this season (25 appearances)...started the season on Toronto's Opening Day roster...acquired by Houston on July 31...optioned to Triple A on Aug. 13...recalled to Houston on Aug. 22...was one of the top relievers in the AL from March through May, posting a 3.08 ERA (9ER/26.1IP) with 25 strikeouts and a .206 opponent batting average over 26 games during that span...recorded a six-game (7.1IP) scoreless streak from July 13-26 with Toronto.

2018: Went 0-3 with a 7.71 ERA in his four starts (16ER/18.2IP)...was 4-4 with a 5.40 ERA in 46 relief appearances (32ER/53.1IP)...allowed runs in six of his last 16 outings (3.86 ERA, 9ER/21IP)...recalled from Triple A Buffalo on three occasions (April 17, May 3, May 11)...placed on the DL with a left oblique strain from Sept. 1-13...threw 3.0

NOTES

- Last name is pronounced as bee-uh-JEE-nee.
- His father, Rob, pitched two seasons (1981-82) in the Giants minor league system...Rob topped out at Class A Fresno in 1982.
- Graduated from The King's Academy High School in Sunnyvale, CA...went on to attend the College of San Mateo for two years...was on the Dean's List in both years (2008-09, 2009-10)...transferred to UC-Davis in 2011 and made 13 pitching appearances for the Aggies...drafted by the Giants in the 26th round of the 2011 draft.
- After four minor league seasons with the Giants, acquired by Toronto in the 2015 Rule 5 Draft and spent the entire 2016 season with the Blue Jays.
- While with the Jays, was a media favorite for what has been called his sarcastically awkward personality...this trait earned him an appearance on the Jimmy Fallon Show in November of 2016...Fallon invited Biagini on the show after the two missed on a high five attempt while Biagini was a member of the studio audience...later, upon learning of Biagini's profession, Fallon invited him back to correct that miscue...when introducing the segment, Fallon joked that he thought Biagini just "wasn't very athletic."
- After nearly four years in Toronto, the Astros acquired Biagini at the 2019 trading deadline in a deal that sent OF Derek Fisher to the Jays.
- With over three years of Major League service, Biagini was arbitration eligible this offseason, but avoided the process with a one-year contract for the 2020 season, announced on Dec. 2, 2019.

scoreless innings on June 1 at DET, his longest appearance as a reliever at the time (3H, 0BB, 2K)...earned his first win of the season on July 6 vs. NYY, ending his career-long streak of 10 consecutive lost decisions (Aug. 27, 2017-June 6, 2018)...on Aug. 19 at NYY, threw 3.1 scoreless innings of relief (2H, 1BB, 2K), his longest career outing as a reliever.

2017: Went 2-12 with a 5.73 ERA and a .279 opp. avg. as a starter in 2017 (1.48 WHIP)...made 18 starts total, seven after returning from the minors at the end of August...in those seven starts, went 0-5 with a 5.94 ERA (22ER/33.1IP)...went 1-1 out of the bullpen with a 4.26 ERA (15ER/31.2IP)...nine of his last 10 relief appearances were scoreless outings (.184 opp. avg.)...made his first career start on May 7 at TB (0ER/4IP)...did not allow a run over 5.0 innings in his second start on May 12 vs. SEA, earning a win as a starter for the first time...in his first two starts combined for 9.0 IP with no earned runs and no walks...recorded his first quality start on May 28 vs. TEX (2ER/6IP)...threw 100 pitches over 7.0 innings on June 3 vs. NYY (4H, 1ER, 1BB, 6K), his first time hitting the century mark...was optioned to Buffalo on Aug. 4 to further develop as a starter...in four starts with the Bisons, posted a 1-1 record with a 3.12 ERA (6ER/17.1IP)...had his best Major League start on Sept. 1 at BAL, recording a career-high 10 strikeouts over 7.0 scoreless innings...on Sept. 12 vs. BAL, went a career-best 8.0 innings (6H, 2ER, 2K) and earned a no-decision as Toronto came back in the bottom of the 9th for a 3-2 victory...allowed three runs over 5.0 innings in his final start on Sept. 29 at NYY, falling to 0-7 in his last nine starts of the campaign.

2016: As a Rule 5 draft pick, spent the entire season on the Blue Jays roster, proving to be a major contributor...named the Blue Jays Rookie of the Year...made his MLB debut on April 8 vs. BOS (1IP, 1K)...fanned David Ortiz for his first career strikeout...picked up his first career victory on May 3 vs. TEX after tossing 2.0 scoreless innings in a 10-inning walk-off win...recorded his first career save on May 19 at MIN (1IP)...on Sept. 3 at TB, surrendered his first career HR (Kevin Kiermaier)...entered with a MLB-best 62.0 IP without allowing a HR...his 49 games without giving up a home run set a new club mark to start a career, passing LHP Aaron Loup (44 games)...was the longest such streak since RHP Dan Otero started his career with 55 homerless games (63.2 IP) from April 7, 2012 until April 25, 2014 for SF and OAK...issued just one walk to the final 47 batters he faced (including regular and postseason)...was one of four relievers in the 2016 postseason to post a 0.00 ERA through the first three rounds of the playoffs (Roberto Osuna, Andrew Miller and Cody Allen)...is one of five relievers to not allow an earned run in postseason play in club history joining Roberto Osuna (2016), Aaron Sanchez (2015), Jim Acker (1985) and Dennis Lamp (1985)...joined teammate Aaron Sanchez as the only rookie relievers in franchise history to record an ERA of 0.00 in the playoffs (Sanchez did so in 2015)...opponents hit just .120 off of him in the playoffs, which ranks as the fourth lowest opposition average in a single postseason for a reliever in Blue Jays history (minimum 6.0 IP)...it was also the lowest opposition average among all relievers in that postseason.

MINOR LEAGUES:

2015: His 2.42 ERA ranked second in the Eastern League (Michael Fulmer-2.14) and ranked fourth in all of Double A baseball...named an Eastern League All-Star...ranked seventh in the Eastern League with 10 wins...**2014:** Spent his entire season at Class A San Jose, picking up 10 wins in 23 starts...**2013:** Made 20 starts for Class A Augusta in what was his second professional season...**2012:** Split his first professional campaign between Class A Augusta and Class A Salem-Keizer...combined to go 2-8 with a 5.42 ERA (56ER/93IP) in 23 games (21 starts).

JOSEPH CARLO BIAGINI

Year	Team	W	L	ERA	G	GS	CG	SHO	SV	IP	H	R	ER	HR	HB	BB	SO	WP	BK	AVG
2012	Augusta (A)	0	4	7.41	9	9	0	0	0	34.0	36	33	28	4	0	29	36	7	0	.267
	Salem-Keizer (A)	2	4	4.27	14	12	0	0	0	59.0	54	32	28	5	3	18	63	6	0	.248
2013	Augusta (A)	7	6	5.03	20	20	0	0	0	96.2	102	63	54	5	4	42	79	6	0	.267
2014	San Jose (A)	10	9	4.01	23	23	0	0	0	128.0	133	58	57	5	6	46	103	10	0	.275
2015	Richmond (AA)	10	7	2.42	23	22	0	0	0	130.1	112	45	35	5	4	34	84	7	0	.228
2016	TORONTO	4	3	3.06	60	0	0	0	1	67.2	69	28	23	3	5	19	62	3	0	.259
2017	TORONTO	3	13	5.34	44	18	0	0	1	119.2	125	78	71	15	2	42	97	6	0	.265
	Buffalo (AAA)	1	1	3.12	4	4	0	0	0	17.1	13	6	6	2	0	6	14	2	0	.210
2018	Buffalo (AAA)	0	3	4.57	4	4	0	0	0	21.2	19	12	11	1	1	8	13	1	0	.232
	TORONTO	4	7	6.00	50	4	0	0	0	72.0	96	50	48	14	6	24	53	8	0	.323
2019	TORONTO	3	1	3.78	50	0	0	0	1	50.0	50	22	21	8	1	17	50	2	0	.259
	HOUSTON	0	1	7.36	13	0	0	0	0	14.2	21	13	12	6	0	9	10	1	0	.350
	Round Rock (AAA)	0	0	27.00	2	0	0	0	0	1.2	3	5	5	0	0	3	3	1	0	.375
MINOR LEAGUE TOTALS		30	34	4.13	99	94	0	0	0	488.2	472	254	224	27	18	186	395	40	0	.254
MAJOR LEAGUE TOTALS		14	25	4.86	217	22	0	0	3	324.0	361	191	175	46	14	111	272	20	0	.280

WILD CARD RECORD

Year	Team/Opponent	W	L	ERA	G	GS	CG	SHO	SV	IP	H	R	ER	HR	HB	BB	SO	WP	BK	AVG
2016	TOR/BAL	0	0	0.00	1	0	0	0	0	0.2	0	0	0	0	0	0	2	0	0	.000

DIVISION SERIES RECORD

Year	Team/Opponent	W	L	ERA	G	GS	CG	SHO	SV	IP	H	R	ER	HR	HB	BB	SO	WP	BK	AVG
2016	TOR/TEX	0	0	0.00	2	0	0	0	0	3.0	2	0	0	0	0	0	1	0	0	.182

CHAMPIONSHIP SERIES RECORD

Year	Team/Opponent	W	L	ERA	G	GS	CG	SHO	SV	IP	H	R	ER	HR	HB	BB	SO	WP	BK	AVG
2016	TOR/CLE	0	0	0.00	3	0	0	0	0	3.2	1	0	0	0	0	1	3	1	0	.083

BIAGINI CAREER TRANSACTIONS

- Selected by San Francisco in the 26th round of the June 2011 draft.
- Selected by Toronto from San Francisco in the Major League Rule 5 Draft on Dec. 10, 2015.
- On Disabled List, Sept. 1-13, 2018 (left oblique strain).
- Acquired by Houston from Toronto along with RHP Aaron Sanchez and OF Cal Stevenson in exchange for OF Derek Fisher on July 31, 2019.

BIAGINI CAREER HIGHS

Longest Winning Streak:	3 (3x) -- last, April 18-July 13, 2019
Longest Losing Streak:	10 -- Aug. 27, 2017-June 6, 2018
Strikeouts:	10 -- Sept. 1, 2017 at Baltimore
Walks:	4 (2x) -- last, Sept. 23, 2017 vs. New York (AL)
Innings (starter):	8.0 -- Sept. 12, 2017 vs. Baltimore
Innings (relief):	3.1 -- Aug. 19 at New York (AL)
Low-Hit Game (CG):	none



NON-ROSTER INVITEE

BRANDON BIELAK

Born: 4/2/96 in Edison, NJ

Opening Day Age: 23

Contract Status: Signed through 2020

Acquired: Selected in the 11th round of the June 2017 draft.

Resides: Sayreville, NJ

ML Service: 0.000

71

RHP

B/T R/R WEIGHT HEIGHT WEIGHT
R/R 6'2 208

CAREER HIGHLIGHTS

- Has been dominant in three seasons in the minor leagues with Houston, posting a 20-13 record with a 2.94 ERA (89ER/272.1IP) and 292 strikeouts in 58 games (41 starts) from 2017-19.
- Was a 2018 Carolina League Midseason All-Star after going 5-3 with a 2.10 ERA (13ER/55.2IP) and 74 strikeouts in 14 games (7 starts) with Buies Creek.

MINOR LEAGUES:

2019: Appeared in 23 games (20 starts) in between Corpus Christi (8g) and Round Rock (15g) with a 4.22 ERA ((57ER/121.2IP) with 119 strikeouts and a 1.22 WHIP...his 121.2 innings pitched marked a career...on June 24 at Iowa, tossed 7.0 one-hit innings with 9 strikeouts and one walk...on July 20 at New Orleans, struck out 7 in 7.0 innings of one-hit ball with 2 walks... **2018:** Combined to go 7-8 with a 2.23 ERA (29ER/117IP) and 131 strikeouts as opposed to 39 walks in 25 games (17 starts) between Double A Corpus Christi (11g) and Class A Advanced Buies Creek (14g)...was named a Carolina League Midseason All-Star with Buies Creek...struck out 11 batters and allowed one run on three hits in 6.0 innings on Aug. 23 vs. Midland...rated the No. 14 prospect in the Carolina League... **2017:** Pitched in 10 total games between the GCL Astros (2g) and Tri-City ValleyCats (8g), going 2-1 with a 0.80 ERA (3ER/33.2IP), five walks and 42 strikeouts.

NOTES

- Graduated from St. Joseph High School in Metuchen, N.J...led his team to a county championship as a senior, striking out 87 batters with an 0.82 ERA and an 8-1 record...also hit .420 as a senior to earn Middlesex County Player of the Year honors.
- Attended the University of Notre Dame, earning ACC All-Freshman honors after leading the Fighting Irish in starts (14) and innings pitched (88.2) as a true freshman...in 47 career games with Notre Dame, went 11-11 with a 3.85 ERA.
- Pitched in the Cape Cod League in 2016, posting a 1.54 ERA and 29 strikeouts in 23.1 innings pitched.
- Selected by the Astros in the 11th round of the 2017 MLB Draft...signed by Astros scout Nick Venuto.
- Was invited to Major League Spring Training on Jan. 21, 2020...is signed to a minor league contract for the 2020 season.

BRANDON MICHAEL BIELAK

Year	Team	W	L	ERA	G	GS	CG	SHO	SV	IP	H	R	ER	HR	HB	BB	SO	WP	BK	AVG
2017	GCL Astros (R)	1	0	0.00	2	0	0	0	0	4.1	3	0	0	0	0	1	5	0	0	.188
	Tri-City (A)	1	1	0.92	8	4	0	0	1	29.1	18	4	3	0	0	4	37	3	0	.171
2018	Buies Creek (A)	5	3	2.10	14	7	0	0	2	55.2	44	15	13	2	3	17	74	7	0	.217
	Corpus Christi (AA)	2	5	2.35	11	10	0	0	0	61.1	52	18	16	4	1	22	57	5	1	.235
2019	Corpus Christi (AA)	3	0	3.75	8	6	0	0	0	36.0	29	15	15	3	1	14	33	3	0	.220
	Round Rock (AAA)	8	4	4.41	15	14	0	0	0	85.2	69	42	42	10	1	36	86	5	1	.220
MINOR LEAGUE TOTALS		20	13	2.94	58	41	0	0	3	272.1	215	94	89	19	6	94	292	23	2	.217

BIELAK CAREER TRANSACTIONS

- Selected by the Astros in the 11th round of the June 2017 draft.



MICHAEL BRANTLEY

Born: 5/15/87 in Bellevue, WA

Opening Day Age: 32

Contract Status: Signed through 2020

Acquired: Signed as a free agent on Dec. 19, 2018.

Resides: Port St. Lucie, FL

ML Service: 9.131

23

OF

HT	WEIGHT	AGE
6'2"	209	32

TABLE OF
CONTENTS

BRANTLEY

CAREER HIGHLIGHTS

- The four-time All-Star (2014, 2017-19) and 2014 Silver Slugger Award winner has hit .297 (1374x4630) with 631 runs scored, 288 doubles, 21 triples, 109 home runs, 618 RBI, 121 stolen bases and a .792 OPS (.354 OBP/.439 SLG) in 1,199 career games in the Major Leagues spanning 10 seasons with Cleveland (2009-18) and one in Houston (2019).
- Has been one of the game's elite contact hitters throughout his Major League career...has posted a career strikeout rate of 10.6%, the fifth-best mark among active Major League players behind Andrelton Simmons (8.9%), Dustin Pedroia (9.7%), Yadier Molina (10.2%) and Albert Pujols (10.5%).
- Has finished among the top-five AL hitters in batting average in four different seasons (2019 (4th, .311), 2018 (5th, .309), 2015 (4th, .307), 2014 (3rd, .327).
- In his first season with the Astros in 2019, made his first career All-Star Game start...went 1x1 with an RBI-double in the 2019 All-Star Game...drove in Alex Bregman for the first run of the game...was his first game at Progressive Field in Cleveland since signing with Houston...became the first Astros player ever to hit a double in the All-Star Game.
- Led the Majors with 45 doubles in 2015, his second-consecutive season with 45 doubles...became the third Indians player in the expansion era to lead his league in doubles.
- Finished in third place in the 2014 AL MVP Award voting, finishing behind Mike Trout and Victor Martinez...became the first player in Cleveland franchise history, and the ninth Major League player all-time, to collect at least 200 hits, 45 doubles, 20 homers and 20 stolen bases in a single season.
- Posted a 247-game errorless streak from 2012-14, the longest streak in Indians franchise history by an outfielder.

2019: Put together his fourth-career (3rd consecutive) All-Star season in what was his first year with the Astros after signing with the club as a free agent in the offseason...ranked fourth in the AL in batting average with a club-best .311 mark...marked his best single-season batting average since 2014 (.327)...also among AL players, ranked third in strikeout rate (10.4%), fourth in multi-hit games (56), tied for fifth in doubles (40) and eighth in hits (179)...posted his third-career 40-double season, and first since 2015 (45 doubles)...started the 2019 All-Star Game in left field, his first-career All-Star Game start...set a single-season career-high in home runs (22)...posted the second-best OPS of his career (.875), behind only his 2014 season (.890)...played in 148 games, his most since his 156-game season in 2014...ranked second in the American League in batting average vs. right-handed pitchers (.323, 133x412)...posted a .928 OPS (.380 OBP/.549 SLG) against righties...was one of the best two-strike hitters in baseball...hit .264 (64x242) in two-strike counts, the sixth-best mark in the Majors...ranked second in the AL in batting average in 0-2 counts (.319, 15x47)...ranked seventh in the AL in batting average with runners in scoring position (.343, 46x134)...made his eighth-career Opening Day roster and first since 2017...started on Opening Day at TB in left field and went 2x4 with a solo homer...was his first-career Opening Day home run...went

NOTES

- Is the son of former Major League outfielder Mickey Brantley, who played for the Seattle Mariners from 1986-89 and was on the Toronto Blue Jays coaching staff from 2005-07.
- While his father was playing for the Mariners, Michael was born in Washington, but he grew up on the opposite end of the country in Florida, where he went to high school and still lives today...like a true Floridian, Michael is still an avid fisherman.
- Graduated from Fort Pierce Central High School (FL) in 2005, where he played baseball and golf...was selected out of high school by the Brewers in the seventh round of the 2005 MLB Draft.
- After four seasons in the Brewers minor league system, was acquired by Cleveland as the player to be named later in the trade that sent CC Sabathia to Milwaukee in 2008...the blockbuster deal happened on July 7, 2008, but he was not named as the PTBNL until October 3, 2008.
- Nicknamed Dr. Smooth during his time in Cleveland for his sweet swing and steady performance...upon joining the Astros, earned the moniker Uncle Mike, dubbed by fellow outfielder George Springer.
- Is in the second year of a two-year contract signed with the Astros on Dec. 19, 2018...is eligible for free agency following the 2020 season.

PLAYER
DEVELOPMENT

2019 REVIEW

OPPONENTS

HISTORY
AND RECORDS

SPRING TRAINING

MEDIA
INFORMATIONMINUTE MAID
PARK

the entire season without making a stint on the Injured List...marked the first time since 2015 that he avoided the IL for a full season...posted 16 multi-hit games through the Astros first 34 games of the season (thru May 5)...the only player in club history to record more multi-hit games through the first 34 games of a season was Jeff Bagwell in 1993 (17g)...recorded the fifth multi-homer game of his career, and first of the season on May 8 vs. KC...was his first multi-homer game since Sept. 10, 2015 vs. DET...reached double-digit home runs faster than any season in his career...went 4x4 with 2 doubles and a solo homer on July 5 vs. LAA...tied his single-game career-high for hits (13 times, last, May 3, 2018 vs. TOR)...tied his single-game career-high for extra-base hits, reached three other times (last, May 3, 2018 vs. TOR)...went 4x6 with three runs scored on July 6 vs. LAA...marked the first time in his career that he posted four hits in consecutive games...went 8x10 with two doubles, one homer, one RBI and six runs during the Astros three-game series against the Angels leading into the All-Star Break (July 5-7)...tied a club record for most consecutive four-hit games (last, Jose Altuve, May 26-27, 2018)...became the third player in club history with at least three runs and four hits in back-to-back games, joining Jeff Bagwell (July 14-15, 1995) and Cesar Cedeño (Sept. 12-13, 1977)...went 1x1 with an RBI-double in the 2019 All-Star Game...drove in Alex Bregman for the first run of the game...was his first game at Progressive Field in Cleveland since signing with Houston...became the first Astros player ever to hit a double in the All-Star Game...set a Minute Maid Park record for consecutive three-hit games, when he did so in four straight games from July 5-21...fell one game shy of the AL record streak for consecutive three-hit games at home...hit his 100th career home run in the Major Leagues on July 17 at LAA...posted his second multi-homer game of the season on July 21 vs. TEX...recorded a career-high tying four hits on Aug. 14 at CWS...recorded multiple extra-base hits in three consecutive games from Aug. 14-16, the longest streak of his career...notched his third multi-homer game of the year on Aug. 15 at OAK...had multiple hits in five consecutive games from Aug. 14-18, tying the longest streak of his career (also April 11-20, 2018)...posted the AL's longest hitting streak, a 19-game run from Aug. 3-27...tied the second-longest streak of his career, last reached from May 9-30, 2018...hit a walkoff two-run home run in the 13th inning on Sept. 5 vs. SEA...was his third-career walkoff homer, and first since Aug. 3, 2014 vs. TEX...was his eighth-career walkoff plate appearance, and first since a walkoff single on Sept. 22, 2018 vs. BOS...started 18 games for the Astros in the postseason, which was tied for the most in the Majors with Jose Altuve, Alex Bregman, Carlos Correa and Yuli Gurriel...started a tremendous double play on a diving catch in the 7th inning in Game 6 of the ALCS vs. NYY on an Aaron Hicks flare...doubled off Aaron Judge at first base to end the inning...recorded 20 hits in the postseason, which was tied for second among all players with Anthony Rendon...his seven multi-hit games ranked second among all players...homered in the bottom of the 8th inning in Game 5 of the ALDS vs. TB...marked his first career postseason home run...hit safely in 10 of 11 games from Game 5 of the ALDS vs. TB to Game 4 of the World Series at WSH, including three straight multi-hit games from Games 2-4 of the World Series...joined Jose Altuve (2019) and George Springer (2017) as the only players in Astros history to record three straight multi-hit games within a single World Series.

2018: Was an AL All-Star for the second consecutive season in a year where he finished fifth in the AL and eighth in the Major Leagues in batting average (.309)...became the first Cleveland outfielder to be selected to consecutive All-Star games since Grady Sizemore (2006-07)...ranked second in the Majors in strikeout rate (9.5%) behind only Andrelton Simmons (7.3%)...ranked seventh in the AL in hits (176) and ninth in multi-hit games (51)...posted an .832 OPS (.364 OBP/.468 SLG) along with 36 doubles and 17 home runs...against right-handed pitchers, batted .321 (fourth-best mark in the AL) with 31 doubles, 14 home runs and an .889 OPS (.380 OBP/.509 SLG)...made 134 starts in left field and seven at designated hitter...led Cleveland with six outfield assists...began the season on the DL as he was rehabbing his surgically repaired right ankle...was activated from the DL and made his season debut on April 6...spent the entire rest of the season on the Indians active roster...connected for his first-career grand slam on May 1 vs. TEX off Keone Kela in what was his 3,930th career plate appearance...hit his second-career grand slam just nine games later on May 11 vs. KC off Jason Hammel...posted a club season-high 19-game hitting streak from May 19-30, tied for the second-longest streak in the Majors during the season...recorded his 500th career RBI on July 5 at KC...played his 1,000th career game on July 28 at DET...hit a walkoff RBI-single in the 9th inning on Aug. 9 vs. MIN...hit a walkoff RBI-single in the 11th inning on Sept. 22 vs. BOS...played in all three games of the ALDS against the Astros, going 2x10 with a walk and an RBI.

2017: Enjoyed a strong first-half, getting named to his second-career All-Star Team before a persistent right ankle injury forced him to the Disabled List on two different occasions and ended his season early (Aug. 8)...hit .304 (76x250) in the first half with 31 runs, 17 doubles, five homers and 37 RBI in 66 games...overall on the year, made 86 starts in left field and one start at DH...made his seventh Opening Day roster...originally hurt his ankle on May 7 at KC, serving a DL stint from June 16-25 with a sprained right ankle...was placed on the DL again on Aug. 9...received a second opinion on Sept. 19 in Vail, Colo. (Dr. Thomas Clanton), where he received a cortisone injection and was diagnosed with a deltoid ligament sprain along with right ankle synovitis...was activated from the DL with two days left in the regular season (Sept. 30), collecting a 10-pitch, pinch-hit single that night vs. Minnesota...also collected at bats (0x2) at DH on Oct. 1 vs. MIN...Stole 11 bases in 12 attempts (91.7%), the seventh-highest stolen base rate in a single season in Indians history (min. 10 attempts)...did not strikeout in 21 consecutive plate appearances to end his season.

2016: Was limited to just 11 games at the Major League level around two stints on the Disabled List...did not appear in a game after May 10...appeared in two Spring Training games while rehabbing his right shoulder surgery...was

placed on the DL to start the season and activated on April 25...placed back on the DL on May 14 with right shoulder inflammation...underwent a diagnostic ultrasound and hydrodissection of the tendon on July 22 at the Cleveland Clinic...was shut down for the season on Aug. 3 after feeling more soreness and underwent surgery on Aug. 15 in Dallas, Texas, to address chronic biceps tendinitis in his shoulder...the procedure commonly referred to as a biceps tenodesis re-attached the tendon from his shoulder to his humerus...the 45-minute procedure was performed by Dr. Keith Meister and Dr. Mark Schickendantz...was removed from the DL on Nov. 7.

2015: Became the third Indians batter since 1961 to pace the American League in doubles, netting a career-best tying 45...his Major League-leading 45 doubles were the most by an Indians batter since Grady Sizemore led the AL with 53 in 2006...joined finished fourth in the AL batting race with a .310 batting average...posted the American League's lowest strikeout rate (8.6%)...drew a career-high 60 walks against just 51 strikeouts...made his sixth Opening Day roster...was slowed by lower back stiffness in April, missing six games from April 8-15...hit .335 (75x221) with 10 homers and 38 RBI in 58 second-half games...finished sixth among AL hitters in second-half batting average, on-base percentage (.400) and OPS (.963), and was fourth in doubles...posted his third-career multi-homer game on Aug. 25 vs. MIL and his fourth-career two-homer game on Sept. 10 vs. DET (both homers came after the 6th in a tie game)...was limited to just two games over the final 12 games of the season after straining his right shoulder driving for a ball on Sept. 22 at MIN...had surgery on the shoulder on Nov. 15...joined the likes of Tris Speaker, Joe Sewell, Nap Lajoie, Odell Hale, Lou Boudreau (done last in 1947) and Earl Averill among franchise hitters to collect at least 45 doubles and 60 walks while striking out fewer than 55 times in a single season.

2014: Enjoyed a breakout season as he earned his first American League All-Star selection and Silver Slugger Award while finishing third in the AL MVP voting...was a finalist for a Rawlings Gold Glove Award...led the club in runs scored, hits, doubles, RBI, steals and batting average and set career-highs in each of those categories...also set a career-best in home runs (20)...became the first Indians player to amass at least 200 hits, 45 doubles, 20 homers and 20 stolen bases in the 114-year history of the franchise, and the ninth player all-time in the history of baseball to accomplish the feat...became the ninth player (16th total time) in club history to hit 20 homers with 20 steals in a single-season, and the first since Shin-Soo Choo in 2010...became the first Indians hitter since Kenny Lofton in 1996 to amass 200 hits in a season, collecting his 200th hit on Sept. 27 vs. TB (had 29 hits over his last 17 games)...his .327 batting average was the highest by an Indian since Roberto Alomar (.336) in 2001...posted a pair of club season-high 15-game hitting streaks...made an error on April 2, snapping his franchise-record 247-game errorless streak...equalled a single-game club record with five runs scored on June 9 at TEX, the first Indians player since Joe Carter in Sept. 1986 to turn the trick...went on to win AL Player of the Week honors for the week of June 9-15...was the third-hardest batter in the AL to strikeout, fanning in just one of every 12.1 plate appearances.

2013: Did not make an error the entire season...broke Rocky Colavito's club-record 212-game errorless streak that stretched over two tenures with the club from 1959-66...also finished tied for fourth in the AL with 11 outfield assists, the most by an Indians left fielder since Albert Belle (11) in 1996...led the team with a .284 batting average and was third on the team with 73 RBI (career-high)...was the club's best hitter with runners in scoring position as his .375 (45x120) mark was the third-highest in the American League...enjoyed his first career multi-homer run game on June 19 vs. KC...set new single-game career-highs in total bases (10), extra base hits (3) and RBI (5) on July 7 vs. DET, his second career two-homer game of the season...missed two weeks of Spring Training with a left forearm cut suffered when sliding into third base at Oakland...collected four straight three-hit games from Sept. 22-26, the first Indians batter to do so since Kenny Lofton in June of 1995...also became the first Indians hitter since 1959 (Minnie Minoso) to have four straight games with at least three hits and one RBI.

2012: Batted .288 with 37 doubles in 149 games...was the toughest batter to strikeout in the AL (9.2% strikeout rate)...made all of his appearances in the Majors in center field after a Spring Training injury to Grady Sizemore...posted a career-high 22-game hitting streak from from May 20-June 15, the longest by an Indians hitter in 2012...was the second-longest streak in the Majors in 2012 (Robinson Cano, 23g) and the longest by an Indians hitter since May of 2007 (Casey Blake, 26 games)...started just one of the final 9 games of the season due to a strained right groin that later required surgery...underwent surgery to repair sports hernia on Oct. 11 in Philadelphia, Pa.

2011: Played in 114 games in the Majors before right wrist and hand problems ended his season on Aug. 22...placed on the 60-day DL on Aug. 23 and underwent right hand surgery at the Cleveland Clinic (Dr. Thomas Graham) on Aug. 31 to remove a fractured hamate bone in his right hand...made his second Opening Day roster.

2010: Was the club's Opening Day left fielder and made three stints with Cleveland...finished seventh among AL rookies in runs (38), eighth in hits (73), tied for third in triples (3) and tied for second in steals (10)...made his first-career Opening Day roster and was optioned on April 18...recalled on July 4...optioned on July 26...recalled on Aug. 6...hit his first Major League home run on July 8 at TB off Wade Davis to lead off the game...posted a career-best 19 game hitting streak from Aug. 30-Sept. 19...tied for the fourth-longest streak in the AL during the season...was the longest hitting streak by an Indians rookie since Larry Doby (21 games) in 1948 and the longest overall since Casey Blake in 2007 (26 games).

2009: Had a very productive season at Triple A Columbus at just 22 years of age before an impressive September in his debut at the Major League level...hit .267 (122x457) with 80 runs, 21 doubles, two triples, six homers and

37 RBI in 116 games for the Clippers, stealing 46 bases in 51 attempts (90.2%)...finished tied for first in the International League in stolen bases (46) and third in the league in runs (80)...was selected to the Major League roster on Sept. 1 and made his MLB debut that night in Detroit, collecting his first hit off Edwin Jackson in the 5th inning...hit safely in his first eight games with the Indians, becoming the second Indians player in a 50-year span years to hit safely in his first eight games (also Josh Bard, 2002, first 9 games)...went 4x5 with an RBI on Sept. 12 vs. KC, becoming the first Indian since Andy Allanson in April 1986 to have a four-hit game within his first 10 games played...according to Elias, only one Indians player had a four-hit game at a younger age than Brantley (22 years, 120 days old): Carlos Baerga on Sept. 20, 1990 vs. NYY at the age of 21 years, 320 days old.

MINOR LEAGUES:

2008: Spent the entire season at Double A Huntsville where he posted an OBP of .395 with 80 runs scored...was tied for sixth in Southern League in runs (80) and steals (28) and seventh in batting average (.319) despite an ankle injury that limited him to four games in July...had nearly twice as many walks (50) as strikeouts (27) and ranked second in the entire minor leagues with a strikeout per plate appearance ratio of 17.7 (27SO/479PA)...was named to the Southern League Midseason and Postseason All-Star Teams and was tabbed by *Baseball America* as the Best Baserunner with the Best Strike Zone Judgment in the Southern League...after the season, was named by *Baseball America* as the ninth-best prospect in the Indians organization according to *Baseball America*...**2007:** At Class A West Virginia and Double A Huntsville, stole a combined 35 bases and drove in a career-high 53 runs in 115 games...began the season at West Virginia where he hit .335 (73x218) in 56 games...was promoted to Double A Huntsville on June 9...rated by *Baseball America* as the Brewers prospect with the Best Strike-Zone Discipline...**2006:** Ranked fourth in the Class A South Atlantic League in OBP (.402)...**2005:** Began the season with the Rookie Level AZL Brewers before a Aug. 28 promotion to Rookie Level Helena.

PERSONAL:

Michael and his wife, Melissa, reside in Port St. Lucie, Fla., with their children Giovanni, Maxwell, Michael III and Mariah.

MICHAEL CHARLES BRANTLEY JR.

Year	Team	AVG	G	AB	R	H	2B	3B	HR	RBI	BB	SO	SB	CS	OBP	SLG	SF	SH	HB	E
2005	AZL Brewers (R)	.347	44	173	34	60	3	1	0	19	22	13	14	5	.426	.376	0	4	2	3
	Helena (R)	.324	10	34	8	11	2	0	0	3	6	4	2	0	.425	.382	0	0	0	1
2006	West Virginia (A)	.300	108	360	47	108	10	2	0	42	61	51	24	7	.402	.339	5	5	4	2
2007	West Virginia (A)	.335	56	218	41	73	15	1	2	32	31	22	18	6	.413	.440	4	1	1	2
	Huntsville (AA)	.251	59	187	28	47	6	1	0	21	29	25	17	3	.353	.294	1	5	1	1
2008	Huntsville (AA)	.319	106	420	80	134	17	2	4	40	50	27	28	8	.395	.398	2	3	4	2
2009	Columbus (AAA)	.267	116	457	80	122	21	2	6	37	59	48	46	5	.350	.361	3	8	1	2
	CLEVELAND	.313	28	112	10	35	4	0	11	8	19	4	4	4	.358	.348	0	1	0	1
2010	CLEVELAND	.246	72	297	38	73	9	3	3	22	22	38	10	2	.296	.327	2	4	0	2
	Columbus (AAA)	.319	67	273	54	87	13	2	4	29	34	28	13	5	.395	.425	2	5	2	0
2011	CLEVELAND	.266	114	451	63	120	24	4	7	46	34	76	13	5	.318	.384	5	3	3	3
2012	CLEVELAND	.288	149	552	63	159	37	4	6	60	53	56	12	9	.348	.402	4	0	0	1
2013	CLEVELAND	.284	151	556	66	158	26	3	10	73	40	67	17	4	.332	.396	8	3	4	0
2014	CLEVELAND	.327	156	611	94	200	45	2	20	97	52	56	23	1	.385	.506	5	0	8	1
2015	CLEVELAND	.310	137	529	68	164	45	0	15	84	60	51	15	1	.379	.480	5	0	2	2
2016	Columbus (AAA)#	.111	3	9	2	1	1	0	0	1	1	1	0	0	.182	.222	1	0	0	0
	Akron (AA)#	.211	6	19	1	4	1	0	0	1	2	1	0	0	.286	.263	0	0	0	0
	CLEVELAND	.231	11	39	5	9	2	0	0	7	3	6	1	0	.279	.282	1	0	0	0
	Mahoning Valley (A)#	.500	1	2	0	1	0	0	0	0	1	0	0	0	.667	.500	0	0	0	0
	Lake County (A)#	.667	1	3	0	2	1	0	0	0	0	0	0	0	.667	1.000	0	0	0	0
2017	CLEVELAND	.299	90	338	47	101	20	1	9	52	31	50	11	1	.357	.444	4	0	2	1
2018	CLEVELAND	.309	143	570	89	176	36	2	17	76	48	60	12	3	.364	.468	6	1	5	1
2019	HOUSTON	.311	148	575	88	179	40	2	22	90	51	66	3	2	.372	.503	4	0	7	3
MINOR LEAGUE TOTALS		.302	577	2155	375	650	90	11	16	225	296	220	162	39	.387	.376	18	31	15	13
MAJOR LEAGUE TOTALS		.295	1051	4055	543	1195	248	19	87	528	351	479	118	30	.351	.430	40	12	24	6

#Rehab Assignment

WILD CARD RECORD

Year	Team/Opp.	AVG	G	AB	R	H	2B	3B	HR	RBI	BB	SO	SB	CS	OBP	SLG	SF	SH	HB	E
2013	CLE/TB	.250	1	4	0	1	0	0	0	0	0	0	0	0	.250	.250	0	0	0	0

DIVISION SERIES RECORD

Year	Team/Opp.	AVG	G	AB	R	H	2B	3B	HR	RBI	BB	SO	SB	CS	OBP	SLG	SF	SH	HB	E
2017	CLE/NYY	.091	3	11	0	1	0	0	0	0	1	4	0	0	.167	.091	0	0	0	0
2018	CLE/HOU	.200	3	10	0	2	0	0	0	1	1	1	0	0	.250	.200	1	0	0	0
2019	HOU/TB	.211	5	19	3	4	0	0	1	1	1	5	0	0	.250	.368	0	0	0	0
DS TOTALS		.175	11	40	3	7	0	0	1	2	3	10	0	0	.227	.250	1	0	0	0

LEAGUE CHAMPIONSHIP SERIES RECORD

Year	Team/Opp.	AVG	G	AB	R	H	2B	3B	HR	RBI	BB	SO	SB	CS	OBP	SLG	SF	SH	HB	E
2019	HOU/NYY	.304	6	23	1	7	0	0	0	1	4	4	0	0	.407	.304	0	0	0	0

WORLD SERIES RECORD

Year	Team/Opp.	AVG	G	AB	R	H	2B	3B	HR	RBI	BB	SO	SB	CS	OBP	SLG	SF	SH	HB	E
2019	HOU/WSH	.321	7	28	3	9	0	0	0	2	4	3	1	0	.406	.321	0	0	0	0

BRANTLEY CAREER TRANSACTIONS

- Selected by Milwaukee in the seventh round of the June 2005 draft.
- Acquired by Cleveland from Milwaukee as a PTBNL along with IF Matt LaPorta, LHP Zach Jackson and RHP Rob Bryson in exchange for LHP CC Sabathia on July 7, 2008; named on Oct. 3, 2008.
- On Disabled List, Aug. 26-Nov. 2, 2011 (right wrist inflammation).
- On Disabled List, April 3-25, 2016 (right shoulder surgery).
- On Disabled List, May 14-Nov. 7, 2016 (right shoulder inflammation).
- On Disabled List, June 19-26, 2017 (right ankle sprain).
- On Disabled List, Aug. 9-Sept. 30, 2017 (sprained right ankle).
- On Disabled List, March 29-April 6, 2018 (right ankle surgery).
- Signed by Houston to a two-year contract as a free agent on Dec. 19, 2018.



BRANTLEY GAME HIGHS

Hits: 4 (15x) -- last, Aug. 14, 2019 at Chicago (AL)
Home Runs: 2 (7x) -- last, Aug. 15, 2019 at Oakland
RBI: 5 -- July 7, 2013 vs. Detroit
Stolen Bases: 2 (6x) -- last, Sept. 1, 2018 vs. Tampa Bay
Longest Hitting Streak: 22 -- May 20-June 15, 2012
Career Grand Slams (2): May 1, 2018 vs. TEX (Keone Kela)
May 11, 2018 vs. KC (Jason Hammel)

LEADOFF HR

PINCH-HIT HR

WALK-OFF HR

No.	Date	Opp.	Pitcher
1	7/8/10	@TB	Davis

No.	Date	Opp.	Pitcher
none			

No.	Date	Opp.	Pitcher
1	5/19/14	DET	Albuquerque
2	8/3/14	TEX	Klein
3	9/5/19	SEA	Wisler

BRANTLEY CAREER FIELDING

YEAR	POSITION	PCT.	G	PO	A	E	TC	DP
2019	Outfield	.983	123	167	3	3	173	0
TOTALS	Outfield	.993	1126	2073	59	15	2147	12



ALEX BREGMAN

Born: 3/30/94 in Albuquerque, NM

Opening Day Age: 25

Contract Status: Signed through 2024

Acquired: Selected in the first round (second overall) of the June 2015 draft.

Resides: Houston, TX

ML Service: 3.070

2

IF

B/T	HEIGHT	WEIGHT
R/R	6'0"	192

TABLE OF
CONTENTS

BREGMAN

CAREER HIGHLIGHTS

- The two-time All-Star (2018-19), 2018 All-Star Game MVP, 2019 Silver Slugger Award winner and 2019 Second-Team All-MLB selection has hit .286 (545x1905) with 140 doubles, 11 triples, 99 homers, 320 RBI, 34 steals and a .911 OPS (.384 OBP/.527 SLG) in 517 games over four Major League seasons.
- Has a flare for the dramatic, as evidenced by his 10 postseason homers, all of which have been hit off former All-Stars: LHP Chris Sale (2x), LHP Clayton Kershaw, RHP Kenley Jansen, RHP Corey Kluber, RHP Trevor Bauer, LHP Blake Snell, RHP Stephen Strasburg (2x) and RHP Fernando Rodney...Bregman has joined teammate Carlos Correa and Albert Pujols as the only players in MLB history to record 10 postseason homers prior to turning 26 years old.
- In addition to his postseason power surge, Bregman reached base safely in a franchise-record 25 straight postseason games from Game 7 of the 2017 World Series thru Game 5 of the 2019 World Series...his streak tied as the second-longest in AL history and tied as the third-longest in MLB history.
- Joined Amos Otis (1980) as the only players in MLB history to record an RBI in each of their first five career games in the World Series, doing so in the 2017 WS.
- Over the last three seasons (2017-19), ranks third in the American League in WAR with a 19.5 mark (Fangraphs), trailing only Mike Trout (25.2) and Mookie Betts (22.4).
- Put together an MVP-caliber campaign in 2019 in what was his second consecutive All-Star season... named the Astros Team MVP by the Houston Chapter of the BBWAA, named a Second-Team All-MLB selection and won his first career Silver Slugger...became the fifth player in MLB history to reach the following totals in a single season: 41 homers, 119 walks, and 37 doubles with 83 strikeouts-or-fewer, joining Barry Bonds (1993), Ted Williams (1949), Lou Gehrig (1936) and Babe Ruth (1924, 1921)...led the American League in WAR (8.4, Baseball-Reference), the second-highest total by a position player in Astros history, trailing only Craig Biggio's 9.4 WAR in his 1997 season
- Had an All-Star in 2018, becoming the youngest player in franchise history with a 30-homer season (24)...led the Majors with 51 doubles (T-3rd in franchise history) and became the first third baseman in MLB history to record at least 30 home runs and 50

NOTES

- Graduated from Albuquerque Academy HS in New Mexico in 2012...had a big junior season in 2011 as he was named first-team All-State and set a New Mexico season record with 19 home runs...was drafted by Boston in the 29th round of the 2012 MLB draft but opted to attend LSU.
- During his junior year at LSU in 2015, was a First-Team All-American, Gold Glove Award winner and a Golden Spikes Award finalist.
- Finished his career at LSU with a .337 batting average with 56 doubles, 10 triples, 21 homers, 148 RBI, 153 runs and 66 steals.
- Played in the 2015 Houston College Classic at Minute Maid Park for LSU and was named to the All-Tournament Team after hitting .385 (5x13) with a double and three steals.
- Drafted with the second overall pick in the 2015 MLB draft...that draft pick was awarded to the Astros for compensation for not signing the first overall pick in the 2014 draft (LHP Brady Aiken)... signed by Astros scout Justin Cryer.
- Chose his jersey number for a couple reasons, first to remind himself that he was drafted second overall, not first, second to only another collegiate shortstop out of the SEC SS Dansby Swanson (ARI)...secondly, he grew up admiring SS Derek Jeter, who wore number 2 for the Yankees for 20 seasons...this type of motivation is nothing new to Bregman, he chose number 30 in his freshman year at LSU to remind himself that all 30 teams passed on him at one point in the 2012 draft.
- IN THE COMMUNITY:** Nominated as the Astros Roberto Clemente Award Winner for the 2019 season...Bregman is active in several charitable organizations, but focuses on his charity, AB for AUDS, an organization focused on raising money for children with autism and down syndrome, in honor of his godson Brady Columbus.
- Signed one of the largest contracts in Astros franchise history on March 22, 2019, a five-year deal that officially begins this year...the deal will keep Bregman in an Astros uniform through 2024.

PLAYER
DEVELOPMENT

2019 REVIEW

OPPONENTS

HISTORY
AND RECORDS

SPRING TRAINING

MEDIA
INFORMATIONMINUTE MAID
PARK

doubles in a single season...became the first player in Astros history to receive the All-Star Game Ted Williams MVP Award...hit a go-ahead homer in the 10th inning in the AL's 8-6 win...also participated in the 2018 Home Run Derby, the first of his Major League career.

- Also in 2018, Bregman joined Lou Gehrig (1927) as the only players in MLB history to record a season with at least 50 doubles, 30 home runs, 90 walks and 10 stolen bases...set a club record by reaching base safely in 56 consecutive road games to end the 2018 season...marked the longest streak by any player since Derek Jeter posted a 59-game streak from 2006-07.
- Reached 100 doubles, 50 home runs and 200 RBI in what was his 342nd career game on Sept. 7, 2018, the fourth-fewest games to reach those totals by any Major League player in nearly a century...the only players to reach those totals in less games were Hall of Famers Ted Williams (341), Chuck Klein (317) and Hank Greenberg (315).
- Became the youngest third baseman in club history to start on Opening Day when he did so in 2017 at 23 years and four days old.
- Was named the 2016 *USA TODAY* Minor League Player of the Year...became the first player in Astros history to receive the award (created in 1988)...named the 2016 Astros Minor League Player of the Year, 2016 ESPN.com Prospect of the Year, 2016 MLB Pipeline Hitter of the Year and a 2016 *Baseball America* Minor League All-Star...was a 2016 Texas League Midseason All-Star and started at third in the 2016 SiriusXM All-Star Futures Game, falling a home run shy of the cycle in a 3x5 performance.
- Entered the 2016 season ranked as the Astros top prospect, the No. 9 shortstop prospect in baseball and the No. 21 prospect in the game, per MLB.com...was also named the Astros No. 3 prospect and the organization's best defensive infielder by *Baseball America* prior to 2016...was tabbed by ESPN.com as the No. 1 overall prospect in the game in their 2016 midseason top-50 prospects report.

2019: Put together an MVP-caliber campaign in what was his second consecutive All-Star season...named the Astros Team MVP by the Houston Chapter of the BBWAA, named a Second-Team All-MLB selection and won his first career Silver Slugger...became the fifth player in MLB history to reach the following totals in a single season: 41 homers, 119 walks, and 37 doubles with 83 strikeouts-or-fewer, joining Barry Bonds (1993), Ted Williams (1949), Lou Gehrig (1936) and Babe Ruth (1924, 1921)...led the American League in WAR (8.4, Baseball-Reference), the second-highest total by a position player in Astros history, trailing only Craig Biggio's 9.4 WAR in his 1997 season...led the AL in walks (119) and ranked second in on-base percentage (.423), third in OPS (1.015), third in slugging percentage (.592), tied for third in homers (41), fourth in runs (122), fifth in RBI (112) and 6th in strikeout rate (12%)...struck out just 83 times while hitting 41 homers and drawing 119 walks...the last four players to reach 110+ walks and 40+ HR with less than 90 strikeouts in a season all won the MVP Award: Albert Pujols (NL MVP in 2009) and Barry Bonds (NL MVP from 2002-04)...recorded the seventh 40-homer season in Astros history, joining Jeff Bagwell (47 in 2000; 43 in 1997; 42 in 1999), Lance Berkman (45 in 2006; 42 in 2002) and Richard Hidalgo (44 in 2000)...became the youngest 40-homer hitter in club history...set career-highs in runs, homers, RBI, walks, batting average, OBP, SLG and OPS...ranked second in the Majors in OPS following the All-Star Break (1.134)...led MLB in OBP following the All-Star Break (.463)...hit .338 (80x237)...set a single-season club record for OPS following the All-Star Break, besting Jeff Bagwell's record of 1.122 set in 2000...his 112 RBI were the most by an Astro since Carlos Lee's 119 RBI in 2007...his 119 walks ranked sixth in a season in club history, and were the most since Lance Berkman drew 127 walks in 2004...his 122 runs ranked ninth in a season in club history, and were the most since Jeff Bagwell scored 126 runs in 2001...posted the highest OBP by an Astros player since Lance Berkman's .450 mark in 2004...put together the 11th season with a 1.000+ OPS in club history, and the first since Berkman's 1.041 OPS season in 2006...became the sixth third baseman in MLB's modern era (since 1900) to post a 1.000 OPS season at 25 years or younger, joining Adrian Beltre (2004 at 25), Troy Glaus (2000 at 23), Jim Thome (1996 at 25), Dick Allen (1966 at 24) and Eddie Matthews (1953-55, 21-23)...became the sixth player in franchise history to have multiple 30-homer campaigns...also Jeff Bagwell (9), Lance Berkman (5), Glenn Davis (3), Moises Alou (2) and Jimmy Wynn (2)...played 99 games at third base (91 starts) and made a career-high 65 appearances at shortstop with a career-high 59 starts at the position...ranked third among AL third basemen in defensive runs saved (7)...ranked third among AL shortstops in fielding percentage (.986, min. 50 games)...was voted a starter for the All-Star Game for the first time in his career...led the Majors in posting the lowest swing rate on pitches outside the strike zone (18.8%)...posted the second-lowest overall swing rate in the Majors, regardless of pitch location (35.1%)...ranked fifth in the AL in batting average vs. left-handed pitchers (.350), and third in on-base percentage (.443), slugging percentage (.742) and OPS (1.186)...made his third-career Opening Day roster and made his third-consecutive Opening Day start at third base...missed two games with right hamstring soreness (April 10-12)...celebrated his 25th birthday on March 30 at TB with a solo homer in the 1st inning...this marked the 12th time in club history for an Astros player to homer on his birthday, most recently Preston Tucker on July 6, 2015 at CLE...hit an RBI-single that put Houston ahead 1-0 in the 3rd inning on April 5 vs. OAK...was his first-career hit on a 3-0 count, and just the second time in his career he put a ball in play on a 3-0 count (also May 8, 2018, lineup)...hit his second-career grand slam on April 16 at OAK...walked in 11 straight games from April 20-30, tying the longest streak of consecutive games with a walk in franchise history with Joe Morgan (1970) and Jimmy Wynn (1969)...drew 13 walks during his streak...posted his first multi-homer game of the year on May 4 at LAA in Monterey...hit a go-

ahead grand slam on May 5 at LAA in Monterrey...was his third-straight game with a home run...recorded four RBI in consecutive games from May 4-5, tying the club record for most consecutive games with at least four RBI, last reached by Evan Gattis from June 12-13, 2018...went 3x5 with two homers and five RBI on May 12 vs. TEX in what was his 400th career game...was his third-career multi-HR game...tied his single-game career-high for RBI, also reached on Sept. 5, 2018 vs. MIN...posted his third multi-homer game of the month of May on May 28 vs. CHC...gave him 12 homers for the month of May, surpassing Jimmy Wynn (11HR) for the franchise record for a single month of May...led the AL in homers in May...drew a career-high four walks on June 12 vs. MIL...drew 67 walks prior to the All-Star Break, the most by an Astros player prior to the break since Morgan Ensberg drew 68 in 2006...went 1x2 with a run scored in the 2019 All-Star Game in a start at third base...scored the first run of the game...fell a triple shy of the cycle on Aug. 18 at OAK, going 4x4 with a double, walk and a go-ahead 3-run homer off Brett Anderson...tied his single-game career high for hits, last reached on Aug. 27, 2018 vs. OAK...marked the second time in his career that he reached base five times in a game (also Aug. 1, 2019 at CLE)...hit a leadoff double in the 9th inning off Ken Giles on Sept. 1 and scored the first run of the game on Abraham Toro's two-run homer, giving Justin Verlander a shot at his third no-hitter...was named the AL Player of the Month for August...was his second-career Player of the Month award...led AL hitters in batting average (.404), RBI (31) and OBP (.487), while ranking tied for first in doubles (14) and third in OPS (1.235) in August...set a club record for doubles in a single month of August...ended the season with a 37-game road on-base streak...led the AL in OPS (1.239), OBP (.486) and SLG (.753) in September...recorded a .234 batting average (15x64) with four home runs and 12 RBI in 18 postseason games, posting an .832 OPS (.364 OBP, .469 SLG)...hit all of his homers against current-or-former All-Stars, giving him 10 homers in 44 career postseason games, with all of them coming against current-or-former All-Stars: Chris Sale (2x), Corey Kluber, Trevor Bauer, Kenley Jansen, Clayton Kershaw, Blake Snell, Stephen Strasburg (2x) and Fernando Rodney...hit safely in all five games of the ALDS, batting .353 (6x17) with a homer and three RBI...recorded a 13-game on-base streak during the postseason (ALDS Game 1-WS Game 2)...smacked a grand slam in Game 4 of World Series...marked the 20th grand slam in World Series history (first since Addison Russell's slam in Game 6 of the 2016 WS)...also marked the second grand slam in Astros postseason history (also Lance Berkman's slam in Game 4 of the 2005 NLDS)...set a single-game World Series record for RBI by a third baseman with five in Game 4...was the 25th five-RBI game in World Series history, and the first by an AL player since Hideki Matsui reached 6 RBI in Game 6 of the 2009 WS...became the 11th player in MLB history to record at least three hits, a homer and five RBI in a WS game, and the first since Albert Pujols in Game 3 of the 2011 WS...hit his 10th-career postseason homer in Game 6 of the World Series, tying him for the second-most postseason homers by a player before turning 26 years old with Albert Pujols, trailing only Carlos Correa...his homer in Game 6 of the World Series was his fifth-career World Series homer, the most all-time by a third baseman in MLB history...Game 6 of the WS was his 19th-career postseason game with at least one RBI, the most by a player younger than 26 in MLB history, surpassing Albert Pujols (17g)...had eight RBI in the World Series, tying Troy Glaus (2002) for the MLB record for RBI in a single WS by a third baseman...his 13 career World Series RBI are tied for the fourth-most by a third baseman with Larry Gardner, Scott Brosius and Ron Cey, trailing only Home Run Baker.

2018: Was named the Astros Most Valuable Player by the Houston Chapter of the BBWAA in what was his first-career All-Star season...was one of the top players in the game and led the Astros in nearly every offensive category in a season where he was named the All-Star Game MVP, the AL June Player of the Month and the AL Player of the Week for the week of June 25-July 1...was also the Astros finalist for the 2018 Hank Aaron Award...set career-highs in runs (105), hits (170), doubles (51), homers (31), RBI (103), walks (96), batting average (.286), on-base percentage (.394), slugging percentage (.532) and OPS (.926)...led the Astros in runs, hits, doubles, homers, RBI, walks, on-base percentage and OPS...led the Majors with 51 doubles, tying the third-most in club history for a single season with Craig Biggio (1998) behind Biggio (56 in 1999) and Lance Berkman (55 in 2001)...posted 83 extra-base hits, the second-most in the American League and the sixth-most in franchise history for a single season...marked the most extra-base hits by an Astros player since 2001, when Lance Berkman (94) and Jeff Bagwell (86) each had more...per STATS Inc., posted 8.3 wins above replacement, the third-best mark in the AL behind Mike Trout (10.6) and Mookie Betts (9.5)...was also the fourth-most WAR in a single season by an Astros player behind two seasons by Craig Biggio (10.4 in 1997; 8.6 in 1998) and Richard Hidalgo's 2000 season (8.9)...ranked among the top-10 AL players in walks per strikeout (1.13), walks (3rd), on-base percentage (4th), runs (5th), OPS (5th), RBI (T-5th), slugging percentage (6th), games (157, T-6th) and hits (T-8th)...posted the fifth-lowest chase rate in the Majors (20%) and the second-lowest in the AL behind Mookie Betts (19.4%)...also posted the fourth-best contact rate in the Majors (88.5%) and the second-best in the AL behind Michael Brantley (90.9%)...became the youngest player in Astros history with a 30-homer season...joined Lance Berkman (2001) as the only players in Astros history with a 50-double, 30-homer season...became the first player in MLB history to record 30 homers and 50 doubles in a season while playing the majority of his games at third base...became the fifth player in MLB history with a 50-double, 30-homer season prior to turning 25 years old...also Albert Pujols (2003-04), Alex Rodriguez (1996) and Lou Gehrig (1927)...joined Lou Gehrig (1927) as the only players in Major League history to record a season with at least 50 doubles, 30 homers, 90 walks and 10 stolen bases...became Houston's first 100-RBI hitter in nearly a decade, becoming the first to reach that total since Carlos Lee in 2009 (102 RBI)...posted a 42-game on-base streak from July 30-Sept. 16, the fourth-longest streak in club history and the longest since Jeff Bagwell's 44-game streak in 1998...ended the season on an active 56-game road on-base streak, setting a new franchise record (previously 51 games set by Jeff Bagwell

from 1998-99)...marked the longest streak by a Major League player since Derek Jeter posted a 59-game streak from 2006-07...reached base safely in 145 games, tying the third-most games reaching base in a single season in club history, last accomplished by Lance Berkman in 2004...the only player to reach base in more games in a single year was Jeff Bagwell (151 games in 1999 and 1996)...led the American League with three walkoff hits...was responsible for four of the Astros walkoff wins (reached on an E3)...hit .388 (52x134) with runners in scoring position...368 (21x57) with runners in scoring position and two outs, and .538 (7x13) with the bases loaded...ranked fourth in the Majors in batting w/RISP, ninth in the AL in batting w/RISP and two outs, and tied for eighth in the AL in batting average with the bases loaded...reached 100 career doubles on Sept. 7 at BOS in his 342nd career game in the Majors...reached 100 doubles, 50 homers and 200 RBI in the fourth-fewest amount of games by any player in nearly a century (since 1920)...the only players to do it faster: Ted Williams (341g), Chuck Klein (317g) and Hank Greenberg (315g)...made his second-career Opening Day roster and made his second-consecutive Opening Day start at third base, going 1x3 with a walk and a double in Houston's 4-1 win over the Rangers in Arlington...recorded a walkoff RBI-single in the 10th inning on April 7 vs. SD...hit an infield popup that fell in for a hit...was his first-career regular season walkoff hit...went 4x6 with a double and a solo homer on April 11 at MIN, setting a new single-game career-high for hits...tallied multiple hits in four consecutive games from April 19-22, tying the longest multi-hit games streak of his career...on May 22 vs. SF, went 2x4 with two doubles, two RBI, a walk and a steal...joined Sean Berry (Aug. 14, 1996 at MON) as the only third basemen in franchise history to record multiple doubles, multiple RBI and a stolen base in a single game...pushed Houston to its 12th consecutive win with a bases-loaded, two-run walkoff double in the 9th inning on June 18 vs. TB...combined for back-to-back-to-back home runs with George Springer and Jose Altuve on June 20 vs. TB (Springer-Bregman-Altuve)...was the sixth time in club history that the Astros hit three consecutive homers in an inning, and the first time since May 2, 2008 vs. MIL (Miguel Tejada-Lance Berkman-Carlos Lee)...tallied a 31-game on-base streak from May 15-June 20...went 4x5 with three doubles and a two-run homer on June 26 vs. TOR...tied his single-game career-high for hits, set a single-game career-high for doubles, and homered for the second-straight game...became the fourth player in club history to have a game with four extra-base hits, joining Jose Altuve (May 17, 2017 at MIA), Jeff Bagwell (June 14, 1996 at SF) and Kevin Bass (June 27, 1987 at SF)...joined Larry Gardner (1922) as the only third basemen in AL history with three doubles and a home run in a single game...hit his first-career walkoff homer on June 27 vs. TOR...was his third consecutive game with a home run...became the first player in franchise history to record five doubles over a two-game span...recorded seven consecutive extra-base hits over a two-game span from June 26-27, tying the most extra-base hits over a two-game span in MLB history...at 24 years old, became the youngest player to do so, surpassing Hall of Famer Red Schoendienst (25 in 1948)...source: STATS LLC...was named the AL Player of the Month for June, his first-career monthly award...along with Evan Gattis, tied a franchise record for RBI in a single month of June with 30, surpassing Jose Cruz (1984) and Jimmy Wynn (1967)...during the month, hit .306 (33x108) with 24 runs, nine doubles, one triple, 11 homers and a 1.085 OPS (.372 OBP/.713 SLG)...led the Majors in extra-base hits during the month, while tying for the AL lead in homers and RBI...homered in five of his last six games to finish the month...was named the AL Player of the Week (June 25-July 1) on the same day he was named AL Player of the Month...during the week, hit .464 in seven games with five doubles, five home runs and 10 RBI...led the AL in both HR and OPS (1.695) for the week...per ESPN Stats & Info, became the third player in franchise history to post 10+ homers and 30+ RBI in a single month, joining Jeff Bagwell (May 1996, Aug. 2000) and Richard Hidalgo (Sept. 2000)...recorded his first-career multi-homer game on July 10 vs. OAK...led the Astros to another walkoff win, as he reached first base on an error by the catcher that scored the game-winning run in the 11th inning...his 52 extra-base hits prior to the All-Star Break ranked tied for third in franchise history with Jeff Bagwell's 1997 season, behind two seasons authored by Lance Berkman (56 in 2001, 55 in 2008)...was named to his first-career All-Star Team via the player vote...was named the 2018 All-Star Game MVP after hitting a go-ahead homer in the 10th inning in what ended up being an 8-6 win for the AL...became the first player in club history to be named the MVP of an All-Star Game...hit back-to-back homers with George Springer, becoming the first pair of teammates to hit back-to-back homers in an All-Star Game since Steve Garvey and Jimmy Wynn of the Dodgers did so in the 1975 All-Star Game (ESPN Stats & Info)...became the fifth player in Astros history to participate in a Home Run Derby, joining Lance Berkman (2002, 2004, 2006, 2008), Jeff Bagwell (1994, 1996-97, 1999), Moises Alou (1998) and Glenn Davis (1989)...tied his single-game career-high in hits on Aug. 27 vs. OAK, going 4x5 with four RBI, including a three-run homer...set a career-high with five RBI on Sept. 5 vs. MIN, going 2x3 with a two-run homer and a three-run double...in eight postseason games, batted .292 (7x24) with two doubles, two homers, five RBI, 11 walks, three hit-by-pitches and a 1.178 OPS (.553 OBP/.625 SLG)...his 11 walks tied the second-most in club history in a single postseason with George Springer (2017), behind Lance Berkman (12 in 2005)...his 11 walks also tied the second-most by a player over his club's first eight games of a single postseason in MLB history with Manny Ramirez (2007-08), David Ortiz (2007), Barry Bonds (2002) and Babe Ruth (1926), behind Jimmy Wynn (12 in 1974)...joined Evan Longoria as the only third basemen in MLB history to record six postseason homers prior to turning 25 years old...hit a solo homer off Corey Kluber to put Houston up 1-0 in Game 1 of the ALDS vs. CLE...marked the second-consecutive season that he scored and drove in the club's first run of the postseason (homered in Game 1 of the 2017 ALDS vs. BOS)...homered off Trevor Bauer in Game 2 of the ALDS vs. CLE, becoming the third player in club history to homer in each of the first two games of a postseason, joining Colby Rasmus (2015) and Ken Caminiti (1999)...walked three times in Game 1 of the ALCS at BOS, tying the franchise record for walks in a postseason game, last accomplished by

George Springer in Game 5 of the 2017 World Series...recorded seven assists in Game 1 of the ALCS at BOS, the most by a third baseman in ALCS history...drew three walks in Game 2 of the ALCS at BOS, joining Jimmy Sheard (1910) as the only players in MLB history to record at least three walks in consecutive postseason games...his 10 walks through ALCS Game 2 tied Jimmy Wynn (1974) for the most ever by a player through his team's first five games of a single postseason...per ESPN Stats & Info, his seven walks through ALCS Game 3 tied Frank Thomas (1993) as the most ever by a player through the first three games of a single LCS...reached base 20 times over the first six games of the postseason, tying the MLB record for most times reaching base in any six-game span in the postseason with Lou Gehrig (1928-32) and David Ortiz (2007).

2017: Built upon his stellar rookie season by establishing himself as one of the brightest young stars in the game...clubbed 39 doubles (T-9th in AL), five triples and 19 home runs while swiping 17 stolen bases and posting an .827 OPS (.352 OBP/.475 SLG) in 155 games...was one of five players in the Majors to post at least 39 doubles, 19 home runs and 17 stolen bases, along with Jose Altuve, Elvis Andrus, Mookie Betts and Jose Ramirez...the only player in club history to reach those numbers in a season at a younger age was Cesar Cedeño at age 21 (.972)...the only other third basemen in MLB history to reach those totals, regardless of age, were Anthony Rendon (2014), David Wright (2005-07), Chipper Jones (1997, 1999), Howard Johnson (1989) and George Brett (1979)...became the third player in American League history to reach 39 doubles, five triples, 19 homers, 17 steals and 55 walks in a season at age 23 or younger, joining Mike Trout (2013) and Grady Sizemore (2006)...ranked third among AL third basemen in OPS, behind Josh Donaldson (.990) and Mike Moustakas (.858)...hit .331 (47x142) with 18 extra-base hits (9 doubles, 2 triples, 7 homers), and a .974 OPS (.404 OBP/.570 SLG) against left-handed pitchers...ranked ninth in the AL in both batting average and OPS vs. lefties...finished tied for ninth in the AL in triples (5)...marked the most triples by a 23-year-old Astros player since Luis Gonzalez hit nine as a 23-year-old in 1991...led the Astros with 155 games played...started 127 games at third base and 21 games at shortstop...led all American League third basemen in fielding percentage (.970), making just 10 errors in 337 total chances...was the fourth-best fielding percentage by a third baseman in club history, trailing Bob Aspromonte (.973 in 1964), Matt Dominguez (.972 in 2014) and Doug Rader (.971 in 1975)...made his first career Opening Day roster and Opening Day start...at 23 years, four days old, became the youngest third baseman in club history to start on Opening Day on April 3 vs. SEA...hit his first career grand slam in Game 2 of Houston's doubleheader at NYG on May 14...was his first homer of the year, snapping the longest homerless streak of his career (147 at-bats, 41 games)...at 23 years, 45 days old, became the sixth-youngest visiting player since 1930 to hit a grand slam at Yankee Stadium, behind Adam Jones (22.362 in 2008), Wil Myers (22.194 in 2013), Ken Griffey Jr. (21.244 in 1991), Pat Seerey (22.118 in 1945), Ted Williams (21.351 in 1940)...tied a career high in hits on May 24 vs. DET, going 3x4 with a double and a homer...homered in all three games of the Astros series at Minnesota from May 29-31...marked the first time in his career that he homered in three straight games...also recorded multiple hits, multiple RBI and a homer in those three games at Minnesota, becoming the youngest player in club history with a streak like that since Jeff Bagwell also did so during his 1991 rookie season at 23 years old...in July, ranked tied for third in the AL in doubles (11) and eighth in OPS (1.021)...from July 4 through the end of the season, hit .321 (93x290) with 57 runs, 25 doubles, four triples, 11 homers, 45 RBI, 11 steals and a .927 OPS (.378 OBP/.548 SLG)...among AL players in that span, ranked third in runs, third in doubles, sixth in batting average and tied for seventh in hits...doubled in a career-long four consecutive games from July 4-7...ranked fourth in the AL in hits in August (39), while hitting .345 during the month...tied a franchise record by recording an extra-base hit in 10 consecutive games from July 30-Aug. 9...tied the club record streak set by Richard Hidalgo in 2000...was the longest extra-base hit streak by a Major League player since Brian Dozier had an 11-game streak in 2016...hit .378 (14x37) with five doubles, three home runs and two triples during his streak...became the fourth player since 1913 to have a 10-game extra-base hit streak at 23 years old or younger, joining Justin Upton (2011), Ken Griffey Jr. (1993) and Willie Mays (1954)...hit a game-tying, two-run, 9th-inning triple off RHP Roberto Osuna on Aug. 6 vs. TOR...scored the game-winning run on Juan Centeno's walkoff single...posted a career-long, 14-game hitting streak from July 29-Aug. 12...played the 162nd game of his career on Aug. 15 at ARI...recorded 42 doubles and 71 total extra-base hits over his first 162 games in the Majors...the only player in club history to record more in his first 162 games was Hunter Pence, who posted 43 doubles and 77 extra-base hits...homered in each of his first two career games at Fenway Park from Sept. 28-29 at BOS...became the first Major League player to homer in each of his first two games at Fenway Park since Paul Goldschmidt in 2013...had a breakout postseason in his first ever trip to the playoffs...hit .208 (15x72) with three doubles, four homers and 10 RBI in 18 starts at third base...had a number of key hits and highlight reel defensive plays that propelled Houston to their first World Series Championship...became the fifth player in MLB history to hit four homers in a single postseason at age 23 or younger...joined Carlos Correa (2017), Kyle Schwarber (2015), Evan Longoria (2008) and Miguel Cabrera (2003)...homered off LHP Chris Sale in Game 1 of the ALDS vs. BOS in what was his first career postseason plate appearance...became the fourth Astros player to homer in his first career postseason plate appearance, joining Raúl Chávez (Game 2 of the 2007 NLDS), Jason Lane (Game 1 of the 2004 NLDS) and Glenn Davis (Game 1 of the 1986 NLCS)...per ESPN Stats & Info, became the second-youngest player in club history to hit a postseason homer (Carlos Correa, 21, 2015)...at 23 years old, became the youngest third baseman in club history to start a postseason game...hit a game-tying, solo homer off Chris Sale in the 8th inning of Game 4 of the ALDS at BOS...became the fourth-youngest American League player in postseason history to homer in a series clinching game...the only players to do it at a younger age: Mickey Mantle (1952 World Series), Charlie Keller (1939 World Series) and Joe DiMaggio (1937 World Series)...became the second player in MLB history to record an RBI in each of his first five career games in the World Series, joining Amos Otis

(1980)...became the eighth player to hit multiple homers in a single World Series at age 23 or younger, joining Hank Aaron (1957), Charlie Keller (1939), Goose Goslin (1924), Lenny Dykstra (1986), Reggie Smith (1967), Mickey Mantle (1952-53) and Jimmie Foxx (1929)...homered off LHP Clayton Kershaw in Game 1 of the World Series... became the youngest player to homer for an AL team in the World Series since Manny Ramirez in the 1995 World Series...hit a walkoff RBI-single off Kenley Jansen in Game 5 of the World Series...was the 57th walkoff win in World Series history, the first for the Astros, and the first since Eric Hosmer's sac-fly in Game 1 of the 2015 World Series.

2016: Made his Major League debut with the Astros and was named the Astros Minor League Player of the Year, ESPN.com Prospect of the Year, *USA TODAY* Minor League Player of the Year, MLB Pipeline Hitter of the Year and a *Baseball America* Minor League All-Star...batted .264 with a .791 OPS (.313 OBP/.478 SLG) in 49 games in the Majors...recorded 24 extra-base hits (13 doubles, 3 triples, 8 home runs)...began his career in the Majors just 1x32 in eight total games...in his final 41 games, batted .308 (52x169) with eight homers, 32 RBI, and a .917 OPS (.355 OBP/.562 SLG)...in that span, led Astros hitters in batting average and RBI (34), while ranking second in homers (8), second in slugging (.562), second in runs scored (31), second in doubles (13), fourth in hits (50)...made 48 starts with Houston: 40 at third base, four at shortstop, three as designated hitter and one at second base...appeared in one game in left field on July 30 at Detroit...among AL rookies with at least 200 at-bats, ranked fifth in OPS (.791), fourth in slugging (.478), ninth in RBI (34) and tied for 11th in homers (8)...his slugging percentage ranked seventh by an Astros rookie all-time...spent the first four months of the season in the minors...was selected to the Major League roster on July 25, and made his Major League debut that night vs. the Yankees at Minute Maid Park...recorded his first Major League hit on July 31 at DET...was his fifth start at third base in his sixth career game...on Aug. 5 vs. TEX, went 3x5, becoming the youngest third baseman in club history (22 years, 129 days old) to record a three-hit game (previously Jimmy Paredes at 22 years, 257 days old on Aug. 9, 2011 at ARI)...had a four-game, multi-hit game streak from Sept. 2-5...went 9x19 (.474) with a double, triple, two home runs and six RBI during the run...had a career-long 25 game on-base streak which spanned from Aug. 16-Sept. 11...was tied for the third-longest streak by an Astros rookie in club history with Chris Johnson's 25-game streak in 2010, trailing streaks by Gerald Young (29g in 1987) and Greg Gross (27g in 1974)...batted .346 (37x107) with seven doubles, three triples, eight homers, 28 RBI, .391 OBP during the streak...had a career-long 10-game hitting streak from Sept. 2-11...was the longest by an Astros rookie since George Springer hit in 11 straight games in 2014...on Sept. 14, left the game with right hamstring discomfort after running to third base on a Tyler White groundout...missed the next 11 games, and returned to action as a pinch-hitter on Sept. 27 vs. SEA...hit a game-tying pinch-hit single in the 6th inning off Felix Hernandez that game, in what was his first career pinch-hit plate appearance...in his final game of the season, made a start at third base on Sept. 28...recorded an RBI-single in the 5th inning...in 80 combined games between Triple A Fresno (18g) and Double A Corpus Christi (62g), hit .306 (96x314) with 71 runs, 22 doubles, two triples, 20 HR, 61 RBI and a .986 OPS (.406 OBP/.580 SLG), with more walks (47) than strikeouts (38)...was a 2016 Texas League Midseason All-Star and also participated in the 2016 SiriusXM All-Star Futures Game...fell a home run shy of the cycle in the Futures Game, going 3x5 with a double and a triple in a start at third base...led all Double A players in OPS (.975) prior to his promotion to Triple A on June 30...during his 18 games at Triple A, hit six home runs with a .333 batting average and 1.015 OPS.

MINOR LEAGUES:

2015: Began his pro career after signing with the club on June 25...played at Class A Quad Cities (29g) and Class A Advanced Lancaster (37g) combining to hit .294 (80x272) with 13 doubles, four homers, 34 RBI and a .366 OBP...promoted to Lancaster on July 27, going 2x19 in his first five games...rebounded to hit .377 (43x114) with 20 RBI in 26 games in August...played in three playoff games for Lancaster (3x14, 1 double, 3 RBI).

TABLE OF CONTENTS

BREGMAN

PLAYER DEVELOPMENT

2019 REVIEW

OPponents

HISTORY AND RECORDS

SPRING TRAINING

MEDIA INFORMATION

MINUTE MAID
PARK

- 85

Hits:	4 (5x) – last, Sept. 2, 2019 at Milwaukee
Home Runs:	2 (4x) – last, May 28, 2019 vs. Chicago (NL)
RBI:	5 (2x) – last, May 12, 2019 vs. Texas
Stolen Bases:	2 – last, Aug. 3, 2017 vs. Tampa Bay
Longest Hitting Streak:	14 – July 29-Aug. 12, 2017
Career Grand Slams (3):	May 14, 2017 at New York-AL (Masahiro Tanaka) April 16, 2019 at Oakland (Liam Hendriks) May 5, 2019 at Los Angeles-AL (Cam Bedrosian)

No.	Date	Opp.	Pitcher	No.	Date	Opp.	Pitcher	No.	Date	Opp.	Pitcher
none				none				1	6/27/18	TOR	Tepera

YEAR	POSITION	PCT.	G	PO	A	E	TC	DP
2019	Third Base	.966	99	66	164	8	238	17
	Shortstop	.986	65	63	144	3	210	21
TOTALS	Second Base	1.000	9	3	12	0	15	3
	Third Base	.962	407	264	730	39	1033	76
	Shortstop	.973	129	122	269	11	402	49
	Outfield	.000	2	0	0	1	1	0



CARLOS CORREA

Born: 9/22/94 in Ponce, PR

Opening Day Age: 25

Contract Status: Signed through 2020

Acquired: Selected in the first round (first overall) of the June 2012 draft.

Resides: Houston, TX

ML Service: 4.119

1		
IF		
B/T	HEIGHT	WEIGHT
R/R	6'4"	220

CAREER HIGHLIGHTS

- The 2017 All-Star and 2015 AL Rookie of the Year has hit .277 (573x2068) with 119 doubles, 102 home runs, 372 RBI, 33 steals and an .845 OPS (.356 OBP/.489 SLG) in 546 games across five Major League seasons.
- Is the first shortstop in MLB history to reach at least 15 home runs in each of his first five Major League seasons...his 102 home runs mark the third-most by a shortstop through his age-24 season in MLB history, behind Alex Rodriguez (189) and Cal Ripken Jr. (108).
- Is the Astros franchise leader in career home runs by a shortstop...also owns the single-season franchise record for home runs by a shortstop with 24, a mark he set in his 2017 All-Star season.
- Has been a tremendous performer in the postseason, hitting 11 doubles, 11 home runs and 33 RBI in 50 career postseason games (2015, 2017-19)...ranks first in Astros history in postseason RBI.
- Ranks second in MLB history in postseason home runs by a shortstop (11), trailing only Derek Jeter (20)...is one of three players in MLB history to hit 11 postseason homers before turning 26, joining Albert Pujols and teammate Alex Bregman...per STATS, Correa and George Springer have homered in the same postseason game on seven occasions, the most by any pair of teammates in MLB postseason history...they did so three times in the 2019 postseason, ALCS Game 2, ALCS Game 4 and World Series Game 5.
- Hit 21 homers in 2019 to give him 102 regular season homers...also posted a career-high .568 slugging percentage...became the youngest Astros player (24 years, 327 days) to reach 100 homers, and the fourth-fastest in terms of games (539g), behind only Lance Berkman (452g), George Springer (483g) and Glenn Davis (514g).
- Hit a walkoff solo home run in the 11th inning off J.A. Happ in the Game 2 of the 2019 ALCS...marked his second-career postseason walkoff hit, also Game 2 of the 2017 ALCS vs. NYY (walkoff double)...became the third player in MLB history to record multiple walkoff hits in the League Championship Series, joining David Ortiz and Bernie Williams...became the fourth Astros player to record a walkoff HR in the postseason, (last, Chris Burke in Game 4 of the 2005 NLDS vs. ATL).
- Posted a 70-game errorless streak from Sept. 21, 2017-June 6, 2018, a franchise record streak by a shortstop (previously 59 games by Roger Metzger).
- In 2017, became the first shortstop in Astros history to start an All-Star Game...during the 2017 postseason, matched a franchise record for RBI (14) and tied the MLB record for extra-base hits by a shortstop (10, also Rich Aurilia in 2002).

NOTES

- Played amateur baseball at the Puerto Rico Baseball Academy in Gurabo, P.R., and was named a Rawlings First Team All-American in 2012, his final year at the academy.
- Drafted by Houston with the first overall selection in the 2012 MLB Draft...signed by Astros scouts Larry Pardo and Joey Sola.
- Became the highest-drafted player selected out of Puerto Rico all-time, a label that was previously held by catcher Ramon Castro, who was picked 17th overall by Houston in 1994.
- His 544 games played at shortstop are the second-most by a shortstop listed as 6'4" or taller in Major League history...Cal Ripken Jr. (6'4") holds the top spot at 3,001 games.
- **IN THE COMMUNITY:** Is the driving force behind the Correa Family Foundation, which aims to provide transformative experiences and support to children affected by poverty or illness...each month throughout the season, the group names a CCl Hero of the Month, which honors a selected group of children and adolescents who exemplify bravery, hope, and outstanding courage to overcome life's most difficult challenges...Carlos hosts these monthly winners at the ballpark with field passes, meet and greets and game tickets.
- Was in Puerto Rico this offseason when the island was struck by a 6.4 magnitude earthquake...Correa described the disaster as the scariest moment of his life...to help rebuild the devastation, his foundation started a Puerto Rico Earthquake Recover Fund, with proceeds befitting local schools.
- Is currently signed to a one-year contract for the 2020 season...is eligible for free agency following the 2021 season.

- In 2015, became the second player in franchise history to win the Jackie Robinson Rookie of the Year Award, joining Jeff Bagwell (1991, NL)...he also became the sixth Puerto Rican to win the Rookie of the Year, joining Orlando Cepeda (1958), Benito Santiago (1987), Sandy Alomar (1990), Carlos Beltrán (1999), Geovany Soto (2008)...also received Sporting News AL Rookie of the Year honors and the MLBPA Players' Choice Award for Most Outstanding AL Rookie...in the 2015 ALDS, set an MLB record for total bases by a shortstop in a postseason game by collecting 11 total bases in Game 4 vs. KC (ESPN Stats & Info).
- In 2015, Was a 2014 California League Midseason All-Star despite sustaining a season-ending ankle injury in June...was a 2013 Midwest League Midseason and Postseason All-Star...entered the 2015 season ranked as the No. 3 prospect in all of baseball by MLB.com, Baseball Prospectus and ESPN.com.

2019: Played in a career-low 75 games due to two stints on the Injured List: May 29-July 26 (fractured rib) and Aug. 21-Sept. 17 (back discomfort)...hit 21 home runs, his fourth-career 20-homer season...became the 29th player in MLB history to post four 20-homer seasons prior to turning 25 years old...became the third shortstop to do this, joining Alex Rodriguez (5 seasons) and Cal Ripken Jr. (4 seasons)...posted a career-high .568 slugging percentage...reached 102 home runs for his career...became the youngest Astros player (24 years, 327 days) to reach 100 homers, and the fourth-fastest (539g), behind only Lance Berkman (452g), George Springer (483g) and Glenn Davis (514g)...became the third shortstop in MLB history to hit 100+ homers before turning 25 years old, joining Alex Rodriguez and Cal Ripken Jr....became the fourth shortstop in MLB history to reach 100 HR within his first 539 career games...also Alex Rodriguez, Trevor Story and Nomar Garciaparra...made his fourth-career appearance on the Astros Opening Day roster...missed the first three games of the season (neck stiffness)...placed on the 10-day IL on May 29 (fractured rib)...transferred to the 60-day IL on July 12...activated from the IL on July 26...placed on the 10-day IL on Aug. 21 (back discomfort)...activated from the IL on Sept. 17...missed the final six games of the year with back discomfort...won MLB's Play of the Week for his diving stop on a Nomar Mazara line drive up the middle on April 3 at TEX...doubled on April 3 at TEX for the 500th hit of his career...posted a career-long 16-game hitting streak from April 19-May 7 in which he batted .333 (22x66)...played in his 500th career game on May 4 at LAA...became the fifth shortstop in club history to appear in 500 games, joining Roger Metzger (1,007g), Craig Reynolds (926g), Adam Everett (632g), Rafael Ramirez (534g) and Dickie Thon (505g)...hit back-to-back homers with Michael Brantley on May 8 vs. KC...on May 25 vs. BOS, recorded a walkoff RBI single off Matt Barnes in the 9th inning...was his eighth-career walkoff, which ranks tied for eighth in Astros history...hit his first-career grand slam while tying his single-game career-high with five RBI on July 27 at STL...hit a 474-foot home run on Aug. 10 at BAL, tying the longest home run hit by an Astros player in the Statcast era (since 2015) with Yordan Alvarez' homer on July 19...was the longest home run hit at Camden Yards during the Statcast era, surpassing Manny Machado's 465-foot home run in 2017...hit two solo home runs on Aug. 15 at OAK, his eighth-career multi-homer game...went 2x4 with 2 home runs on Sept. 20 vs. LAA, his 2nd multi-homer game of the season and the 9th of his career...joined Alex Rodriguez (13g) as the only shortstops in MLB history with nine multi-homer games prior to turning 25 years old...batted .191 (13x68) with four doubles, three homers and nine RBI in 18 postseason games...went 2x5 with a walkoff solo home run in the 11th inning off J.A. Happ in the Game 2 of the ALCS...marked his second-career postseason walkoff hit, also Game 2 of the 2017 ALCS vs. NYY (walkoff double)...became the third player in MLB history to record multiple walkoff hits in the League Championship Series, joining David Ortiz and Bernie Williams...joined Ortiz as the only players in MLB history with multiple walkoff hits against the Yankees in the postseason...became the fourth Astros player to record a walkoff HR in the postseason, (last, Chris Burke in Game 4 of the 2005 NLDS vs. ATL)...also became the second player with multiple walkoff RBI in the postseason in club history, joining Denny Walling...went 1x5 with a three-run home run off Chad Green in Game 4 of the ALCS...at 25 years and 24 days old, became the youngest player in MLB history to reach 10 career postseason homers, surpassing Albert Pujols...drew three walks in Game 4 of the World Series, tying a single-game World Series record for walks by a shortstop, joining Mark Belanger (Game 6 of the 1971 WS) and Gil McDougald (Game 3 of the 1957 WS)...tied an Astros franchise record for walks in a postseason game, regardless of position, last reached by Alex Bregman in Game 2 of the 2018 ALCS at BOS...homered in Game 5 of the World Series at WSH, giving him three career homers in the World Series, tying Derek Jeter for the most homers by a shortstop in the World Series all-time...was his third-career multi-RBI game in the World Series, tying Hall of Famers Pee Wee Reese and Honus Wagner for the most career multi-RBI games by a shortstop in World Series history...played in six games on a rehab assignment with Triple A Round Rock while recovering from his fractured rib...hit .333 (7x21) with three doubles and two RBI...also played in one rehab game with Round Rock during his second IL stint, going 1x2 with two walks in their postseason game.

2018: Played in 110 games in a season hampered by a 36-game stint on the Disabled List from June 26-Aug. 10 (lower back soreness)...became the first shortstop in MLB history to reach 20 doubles and 15 home runs in each of his first four Major League seasons...led the Majors with 11 sac flies, tied for the fifth-most in a single season in club history and the most since Josh Reddick's 12 in 2017...took a big leap forward on the defensive side of his game, posting career-best marks in fielding percentage (.984), defensive WAR (1.5) and zone rating (.836)...ranked fourth among MLB shortstops in fielding (.984)...was the third-best fielding percentage by a shortstop in a single season in club history, behind only Adam Everett's 2006 season (.990) and Roger Metzger's 1976 season (.986)...hit .282 (57x202) with 12 doubles, one triple, eight homers and an .818 OPS (.348 OBP/.470 SLG) in 52 road games...made his third-career appearance on the Astros Opening Day roster and started at

shortstop on Opening Day for the third consecutive season...left the game on June 6 vs. SEA with right side discomfort...missed the next four games but did not serve a DL stint...placed on the 10-day Disabled List on June 29 (retroactive to June 26) with lower back soreness...activated from the DL on Aug. 10...went 1x3 with an RBI on Opening Day on March 29 at TEX...was his third consecutive Opening Day game with an RBI...became the second shortstop in MLB history to record an RBI in three separate Opening Day games prior to turning 24 years old, joining Alex Rodriguez (1995-97)...posted his seventh-career four-hit game on March 31 at TEX...hit his first-career inside the park home run on April 3 vs. BAL...was the 40th inside the park homer in franchise history, and the fourth hit by an Astro at Minute Maid Park (last, Jonathan Singleton on Aug. 2, 2014 vs. TOR)...recorded his seventh-career multi-homer game on April 20 at CWS...joined Alex Rodriguez (10) as the only shortstops in MLB history to post seven multi-homer games before turning 24 years old...his seven multi-homer games also marked the most in franchise history by a player prior to turning 24, regardless of position...hit a 446-foot solo homer on May 3 vs. NYY, the longest homer hit by an Astros player at Minute Maid Park in 2018...hit his 72nd career homer on May 12 vs. TEX in what was his 400th career Major League game...only three shortstops in MLB history recorded more homers within their first 400 games in the Majors: Ernie Banks (87), Nomar Garciaparra (86) and Alex Rodriguez (82)...recorded a 70-game errorless streak from Sept. 21, 2017-June 6, 2018, a franchise record streak by a shortstop...surpassed the previous club record of 59 games set by Roger Metzger in 1976...hit a walkoff RBI single in the 12th inning on June 23 vs. KC...was his seventh-career walkoff plate appearance and sixth-career walkoff hit...six walkoffs from 2015-18 tied for the most in the AL with Kris Davis and Ian Kinsler...combined to hit back-to-back home runs with George Springer in Game 1 of the doubleheader at BAL on Sept. 29...posted a .371 on-base percentage in eight starts at shortstop in the postseason...hit a three-run homer off Brad Hand in Game 3 of the ALDS at CLE, tying Albert Pujols and Mickey Mantle for the most postseason home runs by a player prior to turning 25 years old in MLB history...moved into second-place on MLB's all-time postseason homers list by a shortstop (8), trailing only Derek Jeter (20)...in the ALCS, hit .316 (6x19) with one double, three RBI and a .409 OBP...hit a go-ahead RBI-single off Joe Kelly in Game 1 of the ALCS at BOS...played in five games on a rehab assignment with Double A Corpus Christi, going 3x16 with one double, one homer and two RBI...started four games at shortstop and one game at designated hitter.

2017: The American League's starting shortstop in the 2017 All-Star Game had an excellent season despite being sidelined for 42 games with a torn ligament in his left thumb that required surgery...set a franchise record for home runs by a shortstop with 24, besting the previous club record of 22 he set during his 2015 rookie season...became the first shortstop in Major League history to reach the 20-homer mark in each of his first three seasons...set career highs in batting average, on-base percentage (.391), slugging percentage (.550) and OPS (.941), leading all AL shortstops in each category...posted the highest OPS by a Major League shortstop since Hanley Ramirez (.954) in 2009...became the first shortstop in club history to start the All-Star Game...became the sixth-youngest shortstop in MLB history to start the All-Star Game, and the youngest since Alex Rodriguez in 1997...his 66 homers through his first three Major League seasons ranked second all-time by a shortstop, behind only Nomar Garciaparra (69 from 1996-98)...hit .391 (36x92) against lefties, which ranked fourth in MLB (min. 100PA)...his 1.066 OPS vs. lefties ranked second in the AL (min. 100PA) behind Justin Upton (1.155)...became the first AL shortstop since Alex Rodriguez in 2007 (30HR) to hit 20 homers before the All-Star Break...batted .325 (103x317) with 18 doubles, 20 HR and 65 RBI in the first half this season...made his second-career Opening Day roster and start...was placed on the 10-day DL with a torn ligament in his left thumb on July 18...activated from the DL on Sept. 3...originally aggravated the thumb on July 4 at ATL after sliding into home plate...left that game in the 4th inning and was considered day-to-day...suffered the injury that put him on the DL on July 17 vs. SEA...homered on Opening Day on April 3 vs. SEA, hitting a 449-foot shot off Felix Hernandez...became the first Astros player to homer on Opening Day in consecutive seasons since Richard Hidalgo did so from 1999-2000...became the fourth Major Leaguer to homer on Opening Day for the second consecutive season, joining Bryce Harper (3 straight), Freddy Galvis and Scooter Gennett...was hit by a pitch on the hand on April 15 at OAK and missed three games (April 17-19)...doubled in three straight games from April 26-28, tying the longest doubles streak of his career...hit just .233 (20x86) with two homers and eight RBI in 22 games in April...turned his season around in May and was named the AL Player of the Month for May...hit .386 (39x101) with eight doubles, seven homers, 26 RBI and a 1.130 OPS (.368 OBP/.673 SLG) in 26 games in May...led the AL in batting average and RBI, while ranking third in OBP, fifth in hits and OPS and tied for sixth in slugging...had multiple hits in 14 of his 26 games...his seven homers marked his most in any month in his career...was his first-career Player of the Month award...on May 3 vs. TEX, went 4x5 with a homer and a double...tied his single-game career high for hits, falling a triple shy of the cycle...drove in the game-winning run in the 10th inning on May 6 at LAA...was his seventh-career game-winning RBI in extra innings...teamed up with Carlos Beltrán to hit back-to-back homers on May 9 vs. ATL...per Elias, it marked the first time in Astros history that a player aged 22-or-younger and another player over the age of 40 both homered in the same game...the last pair of any teammates to do this was on Sept. 15, 2015, when Greg Bird and Alex Rodriguez did so for the Yankees...recorded an RBI in a career-long, six consecutive games from May 9-14...recorded five straight multi-hit games from May 25-29...marked a career-long streak, and tied him for the second-longest streak by an Astros shortstop in club history (most recently accomplished by Marwin Gonzalez in 2012)...per Elias, became the second player in club history to record 300 hits and 50 homers within his first 300 Major League games, joining Lance Berkman...posted another six-game RBI streak from May 29-June 4...posted a 10-game hitting streak within that span from May 25-June 4...recorded his fourth-career multi-homer game on May 29 vs. OAK...had a career-long 15-game hitting streak from June 20-July 7...was the longest streak

by an Astro since Hunter Pence had a 23-game streak in 2011...ended the first half of play with a 4x5, two-homer game on July 9 at TOR...was his fifth career multi-homer game...ranked second in the AL in WAR (4.9) and fourth in OPS (.979) during the first half...posted a career-long, 27-game on-base streak from June 10-July 15...was the second-longest on-base streak by an Astros shortstop in club history behind a 29-game run set by Dickie Thon in 1983...played in six injury rehab games in the minor leagues (Aug 24-Sept. 1), batting .292 (7x24) with one double and five RBI...played in four games at Triple A Fresno and two games at Double A Corpus Christi...hit .133 (4x30) over first seven games back from DL from Sept. 3-9...hit .373 (25x67) with seven doubles, four homers, 16 RBI and a 1.097 OPS over his final 18 games of the year...named the AL Player of the Week for the week of Sept. 25-Oct. 1...was his third career weekly award...hit .520 (13x25) with four doubles, three homers, 10 RBI, eight runs scored and a 1.611 OPS (.571 OBP/1.040 SLG) in six games...led the AL in batting average, hits, runs and RBI during the week, while ranking second in OPS, tied for second in doubles and tied for third in home runs...from Sept. 26-28, became the first player in Astros history to record three straight games with at least three hits and three RBI, per the Elias Sports Bureau...also also became the fifth Major League shortstop since 1913 to record at least three hits and three RBI in three consecutive games, joining Hanley Ramirez (2010), Cal Ripken Jr. (1995), Al Dark (1956) and Glenn Wright (1928)...went 3x5 with two doubles and three RBI on Sept. 26 at TEX...then went 4x5 with two homers, one double and four RBI on Sept. 27 at TEX, his second-career game with four hits and four RBI...then went 4x4 with a double, a homer and three RBI on Sept. 28 at BOS...hit .288 (21x73) with five doubles, five homers, 14 RBI and an .886 OPS in 18 postseason starts at shortstop...tied the franchise record for RBI in a single postseason with Jose Altuve (2017), Carlos Beltrán (2004) and Lance Berkman (2005)...became the first player in MLB history to hit seven career postseason homers prior to turning 24 years old...tied Rich Aurilia (2002) for the Major League record for extra-base hits (10) in a single postseason by a shortstop...homered in consecutive games in the ALDS, going 2x4 with four RBI in Game 2 and 1x5 with two RBI in Game 3...homered and hit a walkoff RBI-double off Aroldis Chapman in the 9th inning of Game 2 of the ALCS vs. NYY...became the fourth-youngest player ever to hit a homer in an ALCS game, behind Derek Jeter (1996), Francisco Lindor (2016) and Evan Longoria (2008)...combined to hit back-to-back homers with Jose Altuve in the 10th inning of Game 2 of the World Series, marking the first set of back-to-back homers in extra innings in World Series history...at 23 years, 33 days, became the eighth-youngest player in Major League history to have three hits and a homer in a World Series game, and the youngest since Andruw Jones did so in Game 1 of the 1996 World Series for the Braves...became the sixth shortstop in MLB history to have three hits and a homer in a World Series game, joining Alan Trammell (1984), Robin Yount (1982), Bert Campaneris (1973), Phil Linz (1964) and Tommy Thevenow (1926).

2016: Recorded his second-consecutive 20-homer season and became the franchise leader in career home runs by a shortstop...batted clean-up in 91 games...marked the most by an AL shortstop since Nomar Garciaparra batted fourth in 114 games in 2000...marked the most by an Astros shortstop in franchise history...tallied four walkoff hits, which led the Majors...his four walkoffs came on May 24 vs. BAL (single off Dylan Bundy), June 4 vs. OAK (single off Ryan Madson), June 21 vs. LAA (double off Huston Street) and Aug. 1 vs. TOR (double off Scott Feldman)...tied a franchise record for most walkoffs in a season, regardless of position, accomplished by Phil Garner in 1984, Nellie Fox in 1964 and Bob Aspromonte in 1963...also led Houston to a walkoff win via error on July 11...recorded 75 walks, which were the most walks by a Major League shortstop in a single season since Marco Scutaro walked 90 times in 2009...led AL shortstops in walks (75), doubles (36), RBI (93) and OPS (.804)...he and second baseman Jose Altuve each had 96 RBI, becoming the first AL middle infield combo to reach 95-or-more RBI in the same season since 1950, when Red Sox SS Bobby Doerr (120) and 2B Vern Stephens (144) turned the trick...93 of his 96 RBI came as a shortstop, which set a single-season club record (previously Miguel Tejada, 86 in 2009)...had 21 RBI vs. the Angels, which ranked tied for third against Los Angeles (AL) in a single season all-time...trailed only Sal Bando (22 in 1969) and Jim Gentile (25 in 1961)...made his first appearance on an Opening Day roster...missed three games from June 10-12, after sustaining a sprained left ankle on June 9...missed four games from Sept. 7-10 with inflammation in his left shoulder...made his first Opening Day start on April 5 at NYY...at 21 years, 195 days, became the youngest player in club history to make an Opening Day start since Cesar Cedeno (21.050) in 1972...also became the youngest shortstop in club history to make an Opening Day start...previously Sonny Jackson (21.277) in 1966...went 1x4 with a solo homer, two RBI and two steals on Opening Day...became the youngest Astros player to homer on Opening Day at 21 years, 195 days old...Terry Puhl (21.272) previously held that distinction on April 6, 1978 at CIN...marked his 23rd career homer in what was his 100th career game, the most by a shortstop through his first 100 games in MLB history, surpassing Nomar Garciaparra (16)...set a career high with four hits on April 6 at NYY...hit his second and third homers of the season, which was also his third career multi-HR game...became the youngest visiting player with a multi-homer game as a visiting player against the Yankees since Manny Ramirez in 1993 (ESPN Stats and Info)...became the first Astros player to hit three home runs within the team's first two games in a season...snapped an 0x15 slump with a bases-loaded walkoff, RBI-single in the 13th inning on May 24 vs. BAL...was his second career walkoff hit...had a 12-game hitting streak vs. the Angels which spanned from June 23, 2015-May 27, 2016...hit a three-run, two-out, 13th-inning home run on May 29 at LAA in the pinch to give the Astros a series victory over the Angels...marked his first career pinch-hit plate appearance...recorded a walk in a career-long, five straight games from April 27-May 5, tallying eight walks in that span...recorded his 100th career RBI in his 156th game on June 5 vs. OAK, reaching that mark faster than any other player in franchise history...Hunter Pence held the previous record at 158 games...named the AL Player of the Week on June 27, becoming the youngest player in club history to win a weekly award (21, previously SS Andruw Cedeno, 22 years, Sept. 2-8,



1991)...marked his first career weekly award...during the week, led the AL in doubles (4) and extra-base hits (7), while tying for the AL lead in homers (3) and RBI (9)...hit .333 (8x24) with a 1.282 OPS (.407 OBP/.875 SLG)...homered in both games of a doubleheader on Aug. 11 at MIN, going 4x8 with a double, four runs scored, one walk and four total RBI...became the second Astros player at 21 years old to homer in both games of a doubleheader, joining Rusty Staub, who did so on Sept. 19, 1965 at MON...also homered on Aug. 9, giving him a career-long three consecutive games with a homer...became the fourth shortstop in club history to homer in three straight games: also Jed Lowrie (2012), Andujar Cedeno (1994, 1993) and Craig Reynolds (1981)...was named AL Player of the Week for the week of Aug. 8-14...marked his second weekly award of the season...during the week, he hit safely in all seven of his games at a .429 (12x28) clip with six runs, three doubles, three HR, 12 RBI and a 1.324 OPS (.467 OBP/.857 SLG)...had a career-long 13-game hitting streak from Aug. 24-Sept. 11...tied the longest by an Astro in 2016 (Gonzalez, 7/15-8/3).

2015: A June call-up, played the entire season as the youngest position player in the Major Leagues, yet hit third for the Astros en route to being named the Jackie Robinson AL Rookie of the Year...also earned the MLBPA Players Choice Award for the AL Most Outstanding Rookie and was named the *Sporting News* AL Rookie of the Year...21-year-old set a franchise rookie record for homers in a season (previously Lance Berkman, 21 in 2000), in addition to hitting the most homers by a shortstop in club history for a single season (previously Dickie Thon, 20 in 1983)...despite being the youngest position player in the Majors and playing in just 99 games, led all Major League shortstops in homers, OPS (.857) and slugging (.512), while ranking fourth in on-base percentage (.345)...led all AL rookies in HR, SLG and OPS, while ranking second in RBI and OBP, and third in batting average (min. 400PA)...among Astros rookies all-time, ranked fourth in OPS and fifth in RBI, which were both the highest totals by an Astros rookie since Hunter Pence in 2007 (.899 OPS/69RBI)...stole 14 bases, going 14-for-18 (77.8%) in attempts...14 steals ranked seventh all-time in club history by a rookie, and marked the most by a Houston rookie since Willy Taveras swiped 34 bags in 2005...was named the AL June Rookie of the Month...according to the Elias Sports Bureau, his 18 home runs were the second-most by a shortstop prior to his 21st birthday in MLB history, behind only Alex Rodriguez (26)...per Baseball Reference, his 4.1 wins above replacement ranked as the second-highest total by a shortstop prior to his age-21 season, trailing only Alex Rodriguez and his 9.4 mark set in 1996 (age-20 season)...from the date of his Major League debut (June 8) through the end of the season, led the Astros in homers, RBI, extra-base hits (45), go-ahead RBI (20), game-winning RBI (8) and slugging percentage, while ranking second in hits (108) and tied for second in steals (14)...hit .359 (51x142) with 11 homers and a 1.097 OPS (.435 OBP/.662 SLG) with two outs...ranked second in the AL in both batting average and OPS with two outs, trailing Lorenzo Cain (.372) in average and Mike Trout in OPS (1.153)...hit .395 (15x38) with four homers, 19 RBI and a 1.240 OPS in 44 plate appearances with runners in scoring position and two outs...began his season at Double A Corpus Christi...was promoted to Triple A Fresno on May 11, and was selected to the Major League roster on June 8...missed four games with left hamstring soreness from Aug. 26-30...made his Major League debut on June 8 at CWS, going 1x4 with an RBI-single off Chris Sale...at 20 years, 259 days, became the youngest player in club history to make a start at shortstop, edging out Alex Taveras, who was 20 years and 341 days old on Sept. 14, 1976...became the youngest Astros position player to make his MLB debut since Derrel Thomas on Sept. 14, 1971 (20 years, 243 days)...became the third player in club history to reach base safely in each of his first 10 Major League games, joining Kiké Hernandez (2014) and Jimmy Wynn (1963)...per Elias, became the third player in club history with three consecutive multi-hit games within the first 10 days of his Major League debut: also Ken Caminiti (1987) and Orlando Miller (1994)...on June 18 at COL, stole three bases, becoming the third-youngest player in the modern era to swipe three bags in a game (20 years, 269 days) (Elias Sports Bureau)...Rickey Henderson (Aug. 23, 1979, 20.241) and Ty Cobb (Sept. 2, 1907, 20.258) were the only two to do it at a younger age...was named the AL Rookie of the Month for June, becoming the sixth player in club history to win a Rookie of the Month award...led all AL rookies in OPS (.852), slugging (.543), RBI (15) and doubles (9) while ranking tied for first in homers (5) and third in average (.287) during the month...in Houston's 12-8, 10th-inning victory over the Red Sox on July 3 at Fenway Park, hit a go-ahead solo homer in the 8th inning and a game-winning, RBI-single in the 10th...per Elias, became the first player age 20-or-younger to record a game-winning RBI in an extra-innings win since Manny Machado on May 10, 2013...the only other Houston player to do this was Cesar Cedeno in both 1970 and 1971 at the age of 19 and 20...tallied his 50th base hit on July 28 vs. LAA following a 3x4 performance...per Elias, became the fourth player since 1950 to accumulate 50 hits within his first 42 games in the Majors before turning 21, joining Rennie Stennett (1971) and Hall of Famers Roberto Clemente (1955) and Orlando Cepeda (1958)...recorded his 15th homer on Aug. 19 vs. TB in what was his 62nd game...per Elias, there have been only two players in Major League history to hit at least 15 homers before turning 21 in fewer games than Correa did: Willie Mays (55th game, in 1951) and Frank Robinson (58th game, in 1956)...on Aug. 14 vs. DET, drew three walks...at 20 years, 326 days, became the youngest Houston player to record three walks in a game since Joe Morgan (20 years, 10 days) did so on Sept. 29, 1963 vs. NYM...knocked his first-career walk-off hit on Aug. 19 vs. TB...was an RBI-single in the 13th inning...went 3x4 with a triple, homer, single, walk, stolen base, four RBI and four runs scored on Oct. 2 at ARI...the only player younger than Correa (21 years, 10 days) to record a homer, triple, and walk in a single game since 1914 was Ted Williams (twice in 1939)...his four RBI on Oct. 2 at ARI tied his career high (accomplished three times), while his four runs set a single-game career high...became the youngest player in club history to record four RBI and four runs in the same game, and the youngest Major Leaguer to do so since Miguel Cabrera on July 1, 2003...started at shortstop in all six of Houston's postseason games...made his first career postseason

appearance in the Wild Card Game at NY...at 21 years, 14 days, became the youngest player in club history to appear in a playoff game...previously Richard Hidalgo (22 years, 94 days) in Game 1 of the 1997 NLDS at ATL...became the third-youngest player to start a playoff game at shortstop in MLB history, behind Miguel Cabrera (2003 NLCS) and Travis Jackson (1924 World Series)...recorded his first career postseason hit in Game 1 of the ALDS...at 21 years, 15 days old, became the youngest player in club history to record a hit in the playoffs...the record was previously held by Richard Hidalgo, who went 1x4 at 23 years, 98 days old in Game 4 of the 1998 NLDS at SD...went 4x4 with two homers, a double and four total RBI in Game 4 of the ALDS vs. KC...became the second player in Astros franchise history to hit multiple homers in a postseason game, joining Carlos Beltrán (Game 5 of the 2004 NLDS at ATL)...became the second-youngest player in Major League history (21 years, 20 days) to hit multiple homers in a postseason game, behind only Andruw Jones (19 years, 180 days), who hit two homers in Game 1 of the 1996 World Series at NY...per ESPN Stats & Info, his 11 total bases in Game 4 of the ALDS marked the most by a shortstop in a single postseason game in MLB history...Derek Jeter held the previous record with 10 total bases in Game 1 of the 2006 ALDS vs. DET...per the Elias Sports Bureau, became the youngest player to record at least four hits and four RBI in a postseason game...the only other player to do this before his 25th birthday was Goose Goslin (23), who did so in Game 4 of the 1924 World Series for the Senators...per Elias, became the third player in MLB history age 21 or younger to hit in the third spot in the order in a playoff game, joining Joe DiMaggio (1936 World Series) and Mickey Mantle (1952 World Series).

MINOR LEAGUES:

2014: Began the season ranked by Baseball America as the No. 1 prospect, 'Best Defensive Infielder', 'Best Infield Arm' and 'Best Hitter for Average' in Houston's system, as well as the No. 7 prospect overall in baseball...had a standout season at Class A Advanced Lancaster as a 19-year-old before sustaining a season-ending ankle injury (fractured right fibula) in June...was named a California League Midseason All-Star, hitting .325 (81x249) with 16 doubles, six triples, six homers, 57 RBI, 20 steals and a .926 OPS (.416 OBP/.510 SLG)...prior to his injury, was leading all California League shortstops with a .969 fielding percentage...named an MiLB.com Organization All-Star...had just five plate appearances against younger pitchers, spending the vast majority of the season facing older competition (288 plate appearances)...named Lancaster's Player of the Month for May (.330, 38x115, 8 2B, 3 HR, 31 RBI, 9 SB)...received his first career invite to Major League Spring Training on Jan. 14...played in 16 Major League games, hitting .200 (6x30) with two doubles, two homers and three RBI...**2013:** Played the entire regular season with Class A Quad Cities and helped lead the club to the Midwest League Championship title...posted a .320 (144x450) average with 33 doubles, nine home runs, 86 RBI and a .405 on-base percentage...led all Midwest League shortstops in fielding percentage while playing the entire season as the second-youngest player in the league...offensively, led the league in OPS (.872) while finishing second in on-base percentage (.405) and third in batting average (.320)...was named a Midwest League Midseason and Postseason All-Star...named to the 2013 SiriusXM All-Star Future's Game at the Mets Citi Field...earned Quad Cities Player of the Month in May (.349, 30x86, 6 2B, 18 RBI) and in June (.370, 37x100, 6 2B, 2HR, 15 RBI)...played alongside the Astros No. 1 selection from the 2013 draft RHP Mark Appel...this marked the first time in minor league history that two consecutive No. 1 draft picks occupied the same minor league roster...entered the season ranked by Baseball America as the No. 1 prospect, 'Best Power Hitter', 'Best Defensive Infielder' and 'Best Infield Arm' in the Astros system...tabbed by MLB.com as the No. 30 prospect overall and No. 5 shortstop prospect in baseball...ranked by ESPN.com as the No. 24 prospect in baseball...was in minor league camp, but joined the Astros Major League club for four games in Spring Training and hit .455 (5x11) with three RBI in those games...**2012:** Drafted first overall by the Astros out of the Puerto Rican Baseball Academy in Gurabo, P.R...the draft was held on June 5, and Correa signed two days later on June 7...reported to the GCL Astros, where he would make his professional debut on June 18 vs. the GCL Cardinals and went 1x5 with a walk and a stolen base...would go on to play 39 games, hitting .232 (36x155) with 11 doubles, two home runs and nine RBI...started 36 games at shortstop, committing 11 errors...hit .324 (11x34) vs. LHP...named the GCL Astros Defensive Player of the Month in July...promoted to Rookie Level Greeneville on Aug. 11 and hit .371 (13x35) with three doubles, one triple, one homer and three RBI in 11 games, all starts at shortstop...following the season, was named by Baseball America as the 'Best Power Hitter' among the Astros 2012 draft class and shared 'Best Defensive Player' honors with OF Andrew Aplin...also rated by BA as the No. 2 prospect in the GCL behind Byron Buxton.

PERSONAL:

Carlos and his wife, Daniella, were wed this offseason in a beach ceremony in the Dominican Republic...Daniella is a former Miss Texas, having won the honor in 2016...the Astros invited Daniella out to the ballpark to throw a first pitch in August of 2016, where the couple first met...one year later, just after the Astros clinched the 2017 World Series title, Carlos proposed to Daniella in a postgame interview with FOX reporter Ken Rosenthal.

CARLOS JAVIER CORREA

Year	Team	AVG	G	AB	R	H	2B	3B	HR	RBI	BB	SO	SB	CS	OBP	SLG	SF	SH	HB	E
2012	GCL Astros (R)	.232	39	155	23	36	11	1	2	9	7	36	5	1	.270	.355	0	0	1	11
	Greeneville (R)	.371	11	35	5	13	3	1	1	3	5	8	1	0	.450	.600	0	1	0	1
2013	Quad Cities (A)	.320	117	450	73	144	33	3	9	86	58	83	10	10	.405	.467	2	1	8	15
2014	Lancaster (A)	.325	62	249	50	81	16	6	6	57	36	45	20	4	.416	.510	3	0	5	10
2015	Corpus Christi (AA)	.385	29	117	25	45	15	2	7	32	15	25	15	0	.459	.726	0	0	1	1
	Fresno (AAA)	.276	24	98	19	27	6	1	3	12	12	14	3	1	.345	.449	3	0	0	5
	HOUSTON	.279	99	387	52	108	22	1	22	68	40	78	14	4	.345	.512	4	0	1	13
2016	HOUSTON	.274	153	577	76	158	36	3	20	96	75	139	13	3	.361	.551	3	0	5	14
2017	HOUSTON	.315	109	422	82	133	25	1	24	84	53	92	2	1	.391	.550	4	0	2	9
	Fresno (AAA)#	.286	4	14	1	4	0	0	0	4	1	4	0	0	.313	.286	1	0	0	0
	Corpus Christi (AA)#	.300	2	10	2	3	1	0	0	1	0	1	0	0	.300	.400	0	0	0	1
2018	HOUSTON	.239	110	402	60	96	20	1	15	65	53	111	3	0	.323	.405	11	0	2	6
	Corpus Christi (AA)#	.188	5	16	1	3	1	0	1	2	2	5	0	0	.278	.438	0	0	0	0
2019	HOUSTON	.279	75	280	42	78	16	1	21	59	35	75	1	0	.358	.568	4	0	2	2
	Round Rock (AAA)#	.333	6	21	2	7	3	0	0	2	3	5	0	0	.417	.476	0	0	0	0
MINOR LEAGUE TOTALS		.312	299	1165	201	363	89	14	29	208	139	226	54	16	.389	.487	9	2	15	44
MAJOR LEAGUE TOTALS		.277	546	2068	312	573	119	7	102	372	256	495	33	8	.356	.489	26	0	12	44

#Rehab assignment

WILD CARD GAME RECORD

Year	Team/Opponent	AVG	G	AB	R	H	2B	3B	HR	RBI	BB	SO	SB	CS	OBP	SLG	SF	SH	HB	E
2015	HOU/NYY	.000	1	4	0	0	0	0	0	0	0	1	0	0	.000	.000	0	0	0	0

DIVISION SERIES RECORD

Year	Team/Opponent	AVG	G	AB	R	H	2B	3B	HR	RBI	BB	SO	SB	CS	OBP	SLG	SF	SH	HB	E
2015	HOU/KC	.350	5	20	2	7	1	0	2	4	0	5	0	0	.381	.700	0	0	1	1
2017	HOU/BOS	.235	4	17	3	4	1	0	2	6	2	4	0	0	.316	.647	0	0	0	1
2018	HOU/CLE	.100	3	10	1	1	0	0	1	3	3	2	0	0	.308	.400	0	0	0	0
2019	HOU/TB	.158	5	19	0	3	1	0	0	1	0	9	0	0	.158	.211	0	0	0	0
DS TOTALS		.227	17	66	6	15	3	0	5	14	5	20	0	0	.292	.500	0	0	1	2

CHAMPIONSHIP SERIES RECORD

Year	Team/Opponent	AVG	G	AB	R	H	2B	3B	HR	RBI	BB	SO	SB	CS	OBP	SLG	SF	SH	HB	E
2017	HOU/NYY	.333	7	27	4	9	3	0	1	3	1	5	0	0	.357	.556	0	0	0	0
2018	HOU/BOS	.316	5	19	2	6	1	0	0	3	3	7	0	0	.409	.368	0	0	0	1
2019	HOU/NYY	.182	6	22	2	4	1	0	2	5	3	9	1	0	.280	.500	0	0	0	0
LCS TOTALS		.279	18	68	8	19	5	0	3	11	7	21	1	0	.347	.485	0	0	0	1

WORLD SERIES RECORD

Year	Team/Opponent	AVG	G	AB	R	H	2B	3B	HR	RBI	BB	SO	SB	CS	OBP	SLG	SF	SH	HB	E
2017	HOU/LAD	.276	7	29	3	8	1	0	2	5	1	4	0	0	.300	.517	0	0	0	0
2019	HOU/WSH	.222	7	27	3	6	2	0	1	3	3	9	0	0	.300	.407	0	0	0	0
WS TOTALS		.250	14	56	6	14	3	0	3	8	4	13	0	0	.300	.464	0	0	0	0

CORREA CAREER TRANSACTIONS

- Selected by Houston in the first round (first overall) of the June 2012 draft.
- On Disabled List, July 18-Sept. 3 2017 (torn ligament in left thumb).
- On Disabled List, June 29-Aug. 10, 2018 (lower back soreness).
- On Disabled List, May 27-July 26, 2019 (fractured rib).
- On Disabled List, Aug. 20-Sept. 17, 2019 (back discomfort).

CORREA GAME HIGHS

Hits: 4 (7x) -- last, March 31, 2018 at Texas
Home Runs: 2 (9x) -- last, Sept. 20, 2019 vs. Los Angeles (AL)
RBI: 5 (2x) -- last, July 27, 2019 at St. Louis
Stolen Bases: 3 -- June 18, 2015 at Colorado
Longest Hitting Streak: 16 -- April 19-May 6, 2019
Career Grand Slams: July 27, 2019 at St. Louis (Micheal Wacha)

LEADOFF HR

PINCH-HIT HR

WALK-OFF HR

No.	Date	Opp.	Pitcher	No.	Date	Opp.	Pitcher	No.	Date	Opp.	Pitcher
none				1	5/29/16	@LAA	Morin	none			



CORREA CAREER FIELDING

YEAR	POSITION	PCT.	G	PO	A	E	TC	DP
2019	Shortstop	.993	75	95	176	2	273	34
TOTALS	Shortstop	.979	544	642	1417	44	2103	261



NON-ROSTER INVITE

RONNIE DAWSON

Born: 5/19/95 in Grove City, OH

Opening Day Age: 24

Contract Status: Signed through 2020

Acquired: Selected in the second round of the June 2016 draft.

Resides: Pembroke Pines, FL

ML Service: 0.000

76

OF

BIT

HEIGHT

WEIGHT

L/R

6'2

217

CAREER HIGHLIGHTS

- Left-handed hitting outfielder has hit .245 (394x1606) with 84 doubles, 10 triples, 54 homers and 79 stolen bases with a .340 on-base percentage in 431 career games in the minor leagues with Houston (2016-19).
- Has played all three outfield positions throughout his minor league career, making 196 starts in center field, 120 in left field and 68 in right field...most of his center field action has come over the last two seasons (2018-19), including 84 starts in center field in 2019.
- Was one of three minor league players to record 30+ steals and 15+ homers during the 2018 season, as he combined to hit 16 home runs with 35 stolen bases in 119 minor league games in 2018...was named a 2018 Class A Advanced Carolina League Midseason All-Star.
- Named a 2017 MILB.com Organizational All-Star after splitting that season between Class A Quad Class A Quad Cities and Class A Advanced Buies Creek...combined to hit .278 (136x490) with 26 doubles, five triples, 14 home runs and an .800 OPS between the two stops

MINOR LEAGUES:

2019: Spent his first Spring Training as an NRI at Astros Major League Spring Training and appeared in 15 games for the club...hit .250 (7x28) with five RBI in his Major League action...began the season at Double A Corpus Christi, where he played in 103 of his 113 games in 2019...while with the Hooks, hit .212 (83x392) with 20 doubles, 17 homers and 13 stolen bases...led the Hooks in home runs and runs scored (71) on the season...also tallied 16 hit by pitches, good for second in the Texas League...hit three leadoff homers...promoted to Triple A Round Rock on Aug. 21 and finished his season with the Express, appearing in 10 regular season games...made seven starts for the Express in the postseason...belted three homers with five RBI in the Pacific Coast League playoffs, including a 9th-inning, game-tying solo homer in game one of the Championship Series...combined to make 84 regular season starts in center field between his two minor league stops...**2018:** Batted .258 (115x446) with 24 doubles, two triples, 16 homers, 63 RBI, 35 stolen bases and a .333 on-base percentage in 119 games with Class A Advanced Buies Creek (90g) and Double A Corpus Christi (29g)...was a Carolina League Midseason All-Star...was promoted to Double A Corpus Christi on July 30 and hit

NOTES

- Was a two-time First Team All-Conference selection at Licking Heights HS in Pataskala, Ohio...hit .578 with 14 homers as a senior, earning all-district, All-Ohio and Rawlings All-American honors...also played three seasons of football and two seasons of basketball.
- While in high school, worked as a batboy for the Columbus Clippers, the Triple A affiliate of the Cleveland Indians...many future Major Leaguers played on those teams that Dawson worked for, including RHP Corey Kluber (2013) and SS Francisco Lindor (2014).
- Attended Ohio State University, batting .316 with 50 doubles, seven triples, 24 homers and 47 stolen bases across three seasons...became the first Buckeye in school history to record 40 career doubles, 20 homers and 40 steals...led the Buckeyes with a .337 batting average as a freshman to earn Louisville Slugger Freshman All-American honors by Collegiate Baseball.
- Broke the Big Ten tournament records for hits (15) and doubles (6) in 2016, earning Big Ten Tournament Most Outstanding Player honors.
- Was selected by the Astros in the second round of the 2016 MLB Draft...signed by Astros scout Nick Venuto.
- The 2020 season is his second as a non-roster invite at Major League Spring Training...is signed to a minor league contract for the 2020 season.

.289 (33x114) with six homers, 14 RBI and an .859 OPS (.341 OBP/.518 SLG) in 29 games with the Hooks...named the Texas League Player of the Week for the week of Aug. 6-12...had a four-hit game with a double and a home run on Aug. 11 vs. Springfield...was one of three minor league players to reach 30+ steals and 15+ home runs on the year...following the regular season, played for Scottsdale in the Arizona Fall League and hit .291 (23x79) with five doubles, three triples, one homer and 10 RBI in 25 games...posted an OPS of .885 (.417 OBP/.468 SLG)...**2017:** Played the majority of the season at Class A Quad Cities (116g), making 13 appearances with Class A Advanced Buies Creek...combined to hit .278 (136x490) with 26 doubles, five triples, 14 home runs and an .800 OPS between the two stops...**2016:** Made his professional debut at Class A Short Season Tri-City, batting .225 with seven home runs and 12 steals in 70 games...named the Tri-City August Player of the Month.

RONNIE SILAS DAWSON

Year	Team	AVG		AB	R	H	2B	3B	HR	RBI	BB	SO	SB	CS	OBP	SLG	SF	SH	HB	E
2016	Tri-City (A)	.225	70	244	41	55	13	1	7	36	41	66	12	6	.351	.373	0	0	6	4
2017	Quad Cities (A)	.272	116	438	81	119	23	4	14	62	55	101	17	8	.362	.438	3	0	9	3
	Buies Creek (A)	.327	13	52	7	17	3	1	0	5	4	9	1	3	.368	.423	1	0	0	0
2018	Buies Creek (A)	.247	90	332	51	82	18	1	10	49	39	96	29	11	.331	.398	1	1	3	1
	Corpus Christi (AA)	.289	29	114	18	33	6	1	6	14	6	34	6	3	.341	.518	0	0	3	1
2019	Corpus Christi (AA)	.212	103	392	71	83	20	2	17	50	47	141	13	10	.320	.403	1	3	16	4
	Round Rock (AAA)	.147	10	34	1	5	1	0	0	3	3	11	1	0	.231	.176	0	1	1	0
MINOR LEAGUE TOTALS		.245	431	1606	270	394	84	10	54	219	195	458	79	41	.340	.411	6	5	38	13

DAWSON CAREER TRANSACTIONS

- Selected by the Astros in the second round of the June 2016 draft.



NON-ROSTER INVITE

DEAN DEETZ

Born: 11/29/93 in Nixa, MO

Opening Day Age: 26

Contract Status: Signed through 2020

Acquired: Selected in the 11th round of the June 2014 draft.

Resides: Nixa, MO

ML Service: 0.027

74

RHP

B/T R/R HEIGHT WEIGHT
R/R 6'1 189

CAREER HIGHLIGHTS

- Right-handed reliever made his MLB debut with the Astros in 2018, posting a 5.40 ERA (2ER/3.1IP) and three strikeouts in four appearances.
- Owns a 31-18 record with a 3.85 ERA (153ER/357.2IP) and 395 strikeouts over seven minor league seasons.
- In 2015, was twice named Midwest League Pitcher of the Week with Class A Quad Cities (Aug. 24-30 and Sept. 1-6)...was also named the Quad Cities Pitcher of the Month for August.
- Entered the 2018 season ranked as the Astros No. 24 prospect according to MLB.com.

2019: Battled through injuries during his 27 games between GCL (2g), Corpus Christi (1g) and Round Rock (24g)...recorded a 6.63 ERA (28ER/38.0IP) with 58 strikeouts and two saves in five opportunities.

2018: Made his MLB debut with the Astros in September, pitching in four games...was scoreless in three of his four games in the Majors...began the season on the restricted list and served an 80-game suspension...started his season at Class A Quad Cities on a rehab assignment on June 12...was transferred to Double A Corpus Christi on June 20...activated from his rehab assignment on June 26 at Triple A Fresno...recalled to Houston on Sept. 4...made his MLB debut on Sept. 5 vs.

NOTES

- Was a 2012 graduate of Nixa High School in Nixa, MO...missed his senior baseball season with an elbow injury.
- Attended Northeastern Oklahoma A&M College...sat out his first season while recovering from Tommy John surgery, performed by Dr. James Andrews...went 4-1 with a 2.83 ERA and 56 strikeouts over 41.1 innings during his lone collegiate season.
- Was drafted by Houston in the 11th round of the 2014 MLB draft...signed by Astros scout Jim Stevenson.
- Is currently signed to a minor league contract for the 2020 season.

MIN, throwing 0.2 of a scoreless inning...combined to go 2-0 with a 0.89 ERA (4ER/40IP) and 63 strikeouts in 27 games (1 start) between the three minor league levels...pitched in 21 games at Triple A Fresno, going 2-0 with a 0.79 ERA (3ER/34IP), 22 hits allowed, 18 walks and 50 strikeouts.

MINOR LEAGUES:

2017: Compiled a 7-6 record with a 4.25 ERA (40ER/4.25) and 97 strikeouts across two levels...began the season with Double A Corpus Christi where he went 4-2 with a 1.82 ERA (8ER/39.2IP) and 42 strikeouts over eight games...did not surrender more than three earned runs in any of outings and held opposing batters to one earned run or less in six of the eight appearances...matched his career-high for strikeouts with nine on May 28 vs. Tulsa...matched his career-high for innings pitched with 7.0 on May 18 at San Antonio...advanced to Triple A Fresno on May 30...went 3-4 with a 6.40 ERA (40ER/84.2IP) and 55 strikeouts in 17 games (10 starts)...owned a 2.79 ERA (3ER/9.2IP) in seven games as a reliever with Fresno...**2016:** Spent time with both Class A Advanced Lancaster and Double A Corpus Christi...went 8-5 with a 3.76 ERA (44ER/105.1IP) and 103 strikeouts...began the season with Lancaster and went 8-5 with a 4.24 ERA (44ER/93.1IP) and 86 strikeouts...went 1-0 with a 2.37 ERA (5ER/19IP) in April...matched a career-high in innings pitched with 7.0 on July 9 at Inland Empire...advanced to Corpus Christi on Aug. 23 and went 2-0 with a 0.00 ERA (0ER/12.1IP) in two starts...matched a career-high with nine strikeouts in his first start with the club on Aug. 28 vs. San Antonio...**2015:** Posted a career-high nine wins and a career-low 1.70 ERA (12ER/63.2IP)...began the campaign with Class A Short Season Tri-City and went 4-2 with a 2.86 ERA (9ER/28.1IP) in seven games...had a stretch from July 1-July 18 where he won four straight decisions and only allowed one earned run in 16.1 innings...was promoted to Class A Quad Cities on July 29...continued his dominance with Quad Cities, going 5-1 with a 0.76 ERA (3ER/35.1IP) and 29 strikeouts in seven games...after allowing two earned runs in his first appearance at the level, went on to allow only one more earned run in his final six outings...did not allow a run in his final three appearances, spanning 18.0 innings...set a career-high in strikeouts (9) and innings pitched (7.0) on Aug. 24 vs. Clinton...won the Midwest League Pitcher of the Week in consecutive weeks (Aug. 24-30 and Sept. 1-6)...was named the Quad Cities Pitcher of the Month for August...**2014:** Signed his first professional contract on June 17 and reported to the Rookie Level Greeneville Astros...went 2-4 with a 8.88 ERA (25ER/25.1IP) and 24 strikeouts in 13 games.

DEAN ARTHUR DEETZ

Year	Team	W	L	ERA	G	GS	CG	SHO	SV	IP	H	R	ER	HR	HB	BB	SO	WP	BK	AVG
2014	Greeneville (R)	2	4	8.88	13	5	0	0	0	25.1	30	29	25	1	2	19	24	5	0	.297
2015	Tri-City (A)	4	2	2.86	7	5	0	0	0	28.1	22	12	9	1	5	10	21	7	0	.208
	Quad Cities (A)	5	1	0.76	7	6	0	0	0	35.1	17	5	3	0	0	13	29	3	0	.136
2016	Lancaster (A)	6	5	4.24	23	16	0	0	1	93.1	86	58	44	9	11	45	86	8	0	.241
	Corpus Christi (AA)	2	0	0.00	2	2	0	0	0	12.0	7	0	0	0	0	2	17	0	0	.175
2017	Corpus Christi (AA)	4	2	1.82	8	6	0	0	0	39.2	27	8	8	3	1	9	42	0	0	.194
	Fresno (AAA)	3	4	6.40	17	10	0	0	0	45.0	46	34	32	5	4	41	55	5	0	.267
2018	Quad Cities (A)	0	0	3.00	3	1	0	0	0	3.0	3	1	1	0	0	5	7	0	0	.300
	Corpus Christi (AA)	0	0	0.00	3	0	0	0	0	3.2	2	0	0	0	0	0	6	0	0	.154
	Fresno (AAA)	2	0	0.79	21	0	0	0	0	34.0	22	3	3	1	3	18	50	0	1	.186
	HOUSTON	0	0	5.40	4	0	0	0	0	3.1	4	2	2	1	1	1	3	0	0	.308
2019	GCL Astros (R)	1	0	3.00	2	0	0	0	0	3.0	3	1	1	0	0	2	3	0	0	.273
	Corpus Christi (AA)	0	0	0.00	1	0	0	0	0	1.0	1	0	0	0	0	0	2	1	0	.250
	Round Rock (AAA)	2	0	7.15	25	0	0	0	2	34.0	32	27	27	8	3	37	51	7	0	.254
MAJOR LEAGUE TOTALS		0	0	5.40	4	0	0	0	0	3.1	4	2	2	1	1	1	3	0	0	.308
MINOR LEAGUE TOTALS		31	18	3.85	11	51	0	0	3	357.2	298	178	153	28	31	199	395	36	1	.225

DEETZ CAREER TRANSACTIONS

- Selected by Houston in the 11th round of the June 2014 draft.
- On Suspended List, Jan. 23-June 26, 2018.

DEETZ CAREER HIGHS

Longest Winning Streak:none
Longest Losing Streak:none
Strikeouts:1 (3x) -- last, Sept. 26, 2018 at Toronto
Walks:1 -- Sept. 21, 2018 vs. Los Angeles (AL)
Innings (starter):none
Innings (relief):1.0 (2x) -- last, Sept. 26, 2018 at Toronto
Low-Hit Game (CG):none



NON-ROSTER INVITEE

ALEX DE GOTI

Born: 8/19/94 in Miami, FL

Opening Day Age: 25

Contract Status: Signed through 2020

Acquired: Selected in the 15th round of the June 2016 draft.

Resides: Miami, FL

ML Service: 0.000

86

IF

B/T R/R HEIGHT WEIGHT
R/R 6'0 192

CAREER HIGHLIGHTS

- Infielder has hit .262 (398x1520) with 86 doubles, 10 triples, 37 homers, 185 RBI and a .338 on-base percentage in four seasons in the Astros minor league system.
- Was named to the 2018 Double A Texas League Midseason All-Star Team.

MINOR LEAGUES:

2019: Had one of his best seasons in his career during his 125 games with Triple A Round Rock...batted .277 (133x481) with career-highs in RBI (70), home runs (15), and hits (133)...also tied a career-high in doubles with 29...was named a 2019 Organizational All-Star for Houston by MiLB.com...**2018:** Batted .283 (128x452) with 29 doubles, 12 homers, 62 RBI and a .775 OPS (.335 OBP/.440 SLG) in 125 games between Triple A Fresno (27g) and Double A Corpus Christi (98g)...was a Texas League Midseason All-Star...played in 20 Spring Training games with the Major League club, batting .286 (8x28) with two doubles, one homer and three RBI...**2017:** Played at three levels in the Astros system (Triple A Fresno, Class A Advanced Buies Creek, Class A Quad Cities), combining to hit .236 (87x368) with 18 doubles and eight home runs...**2016:** Made his professional debut at Class A Short Season Tri-City, batting .228 (50x219) with 10 doubles.

NOTES

- Played all four seasons at Belen Jesuit High School in Miami, Fla., where he was a three-time all-county selection...led his club to a district championship as a senior.
- Attended Long Beach State University from 2013-15...transferred to Barry University for his senior 2016 season and hit .404 with 14 homers, 22 stolen bases and a .492 OBP...was an NCBWA, ABCA and Rawlings All-South Region First Team selection during his 2016 season.
- Was selected by the Astros in the 15th round of the 2016 draft...signed by Astros scout John Martin.
- Was invited to his second Major League Spring Training on Jan. 21, 2020...did play in Major League Spring Training games in 2018 as a minor league call-up, but was not an NRL...is signed to a minor league contract for the 2020 season.

ALEXANDER DE GOTI

Year	Team	AVG	G	AB	R	H	2B	3B	HR	RBI	BB	SO	SB	CS	OBP	SLG	SF	SH	HB	E
2016	Tri-City (A)	.228	63	219	36	50	10	3	2	21	25	54	9	6	.320	.329	3	6	6	13
2017	Quad Cities (A)	.261	34	119	22	31	4	1	3	8	24	29	4	3	.393	.387	0	0	2	1
	Buies Creek (A)	.227	70	238	29	54	13	0	5	24	28	65	3	2	.317	.345	1	1	4	4
	Fresno (AAA)	.182	5	11	0	2	1	0	0	0	1	6	0	0	.250	.273	0	0	0	0
2018	Corpus Christi (AA)	.282	98	358	43	101	21	3	11	50	18	65	5	6	.329	.450	2	1	8	9
	Fresno (AAA)	.287	27	94	14	27	8	0	1	12	10	15	3	1	.355	.404	2	1	1	1
2019	Round Rock (AAA)	.277	125	481	83	133	29	3	15	70	52	105	4	4	.347	.443	9	1	5	10
MINOR LEAGUE TOTALS		.262	422	1520	27	398	86	10	37	185	158	339	28	22	.338	.405	17	10	26	38

DE GOTI CAREER TRANSACTIONS

- Selected by the Astros in the 15th round of the June 2016 draft.



CHRIS DEVENSKI

Born: 11/13/90 in Cerritos, CA

Opening Day Age: 29

Contract Status: Signed through 2020

Acquired: From Chicago (AL) as a PTBNL along with RHP Matt Heidenreich and LHP Blair Walters in exchange for RHP Brett Myers on July 21, 2012; named on Aug. 3, 2012.

Resides: Artesia, CA

ML Service: 4.000

47

RHP

Y/T	HEIGHT	WEIGHT
R/R	6'3"	219

TABLE OF CONTENTS

DEVENSKI

PLAYER DEVELOPMENT

2019 REVIEW

OPPONENTS

HISTORY AND RECORDS

SPRING TRAINING

MEDIA INFORMATION

MINUTE MAID PARK

CAREER HIGHLIGHTS

- The 2017 AL All-Star has gone 16-15 with seven saves, a 3.21 ERA (109ER/305.1IP) and 327 strikeouts in 221 career games (seven starts) in four seasons with the Astros.
- Has posted a 15-11 record and a 3.09 ERA (95ER/276.2IP) in his 214 career relief appearances... as a starter, has gone 1-4 with a 4.40 ERA (14ER/28.2IP) in seven starts.
- Owns a career 1.02 WHIP in his 214 relief appearances...that is the second-best WHIP by a reliever in franchise history (min. 200IP)...also among relievers in club history (min. 200IP), ranks third in strikeout to walk ratio (4.28) and fourth in walks per 9.0 innings ratio (2.31).
- Over his career, has held left-handed hitters to a .208 (119x571) batting average, which ranks fifth in the AL dating back to his debut season of 2016 (min. 500 batters faced).
- Pitched a scoreless 9th inning in the Astros combined no-hitter on Aug. 3, 2019 vs. SEA, which was exactly seven years to the day that the Astros acquired him from the White Sox...combined with RHP Aaron Sanchez, RHP Will Harris and RHP Joe Biagini to turn the trick.
- Led the Majors in opponent batting average against left-handed hitters during his 2017 All-Star season (.111, 16x144)...was the best mark in franchise history, and the second-best in Major League history behind Jonathan Papelbon's .104 mark set in 2007...pitched a perfect 8th inning in the All-Star Game, striking out one batter during the contest.
- Was the winning pitcher in the Astros first win in a World Series game, pitching the final 1.1 innings at Dodger Stadium in Game 2 of the 2017 World Series, a 7-6 Astros win in 11.0 innings...led all Astros pitchers with 10 postseason appearances in 2017...had made eight career World Series appearances, which ties as the most in club history.
- In 2016, was the Astros Rookie of the Year and Astros Pitcher of the Year as voted by the Houston Chapter of the BBWAA...finished fourth in the BBWAA AL Rookie of the Year voting...set club records for a rookie reliever in both ERA (1.61), WHIP (0.91) and wins above replacement (2.8)...also posted the fourth-lowest, single-season ERA by an Astros reliever in club history, trailing Don McMahon (1.53 ERA in 1962), Larry Andersen (1.54 ERA in 1989) and Billy Wagner (1.57 ERA in 1999).
- Was a 2015 Double A Texas League Midseason and Postseason All-Star...was named the MVP of the 2015 Triple A Championship Game after leading Fresno to the Triple A Championship with 7.0 scoreless innings and nine

NOTES

- Was a three year letter winner at Gahr High School in Cerritos, Calif...was a two-way player as a pitcher and shortstop, but excelled on the mound, earning 1st Team All-League in the San Gabriel Valley League as a senior.
- Attended Golden West Junior College in Huntington Beach, Calif., for two years before transferring to Cal-State Fullerton...pitched one season for the Titans, appearing in 15 games.
- Drafted by Chicago (AL) in the 25th round of the 2011 MLB draft...signed by White Sox scout Mike Baker.
- Acquired by the Astros in 2012 as one of three pitchers received from the White Sox in exchange for RHP Brett Myers...Devenski was not named in the original trade, but came to Houston two weeks after the deal as the Player to be Named Later.
- Nicknamed "Dragon" by his Double A Manager Rodney Linares in 2015 after a mound visit in which Devenski insisted on remaining in the game...Linares complied, but on his way off the mound told Devenski to "unleash the dragon"...Devenski then complied and escaped the jam with a strikeout...Linares only referred to Devenski as Dragon for the remainder of the season.
- Speaking of nicknames, Devenski's go-to pitch throughout his career has been his changeup, dubbed the Circle of Death by teammates...it is a circle change, hence the nickname, which he was introduced to by a photo on a baseball card.
- Was added to the Astros Major League roster on April 7, 2016, for Game 2 of the 2016 season...has not been optioned to the minor leagues since that date...is currently signed to a one-year contract for the 2020 season, agreed to on Jan. 10, 2020...is under Astros club control through 2021.

strikeouts...was his first-career Triple A start.

- Tossed a 9.0-inning, 16-strikeout no-hitter for Class A Lexington on Sept. 1, 2012 vs. Rome...was the first individual no-hitter in Legends history...his no-hitter was named the Minor League Game of the Year by the MiLB Awards.

2019: Pitched in 61 games, the second-most in his career in a single season behind his 2017 campaign (62g)...averaged 94.7 mph on his fastball, the highest single-season average fastball velocity of his career...held opponents to a .208 batting average (22x106) against his changeup...pitched a scoreless 9th inning in the Astros combined no-hitter on Aug. 3 vs. SEA, which was exactly seven years since the Astros acquired him from the White Sox...stranded 15-of-19 inherited runners on the season (78.9%), the second-best mark of his career behind his 2016 rookie season (27-of-30, 90%)...started the season on the Astros Opening Day roster for the third time...in 10 games in April, posted a 3.00 ERA (3ER/9IP) with eight strikeouts...recorded a seven-game scoreless streak from May 20-June 6, tossing 8.0 IP, while striking out 12 batters...picked up two wins in June, both coming against Seattle (June 6 at SEA and June 29 vs. SEA)...started on Aug. 13 at CWS after Gerrit Cole was scratched during pregame warmups...gave up 1 earned run in 2.0 innings pitched, his seventh-career Major League start...in eight games in September, posted a 1.80 ERA (2ER/10IP) with seven strikeouts...ended the season with five-straight scoreless outings...made the Astros roster for the World Series and pitched in three of the seven games (Games 2, 4, 6)...gave up three runs in 3.0 innings pitched...his outing in Game 6 of the World Series was his eighth-career appearance in the World Series, the most in Astros franchise history.

2018: Made 50 appearances and served a stint on the Disabled List for the first time in his career...was pitching at an All-Star level heading into July, as he had gone 2-1 with two saves, a 1.34 ERA (5ER/33.2IP), seven walks and 40 strikeouts over his first 34 games of the season...from July through the end of the year, posted an 11.20 ERA (17ER/13.2IP) in 16 games...made his second-career appearance on the Astros Opening Day roster...was placed on the 10-day Disabled List on Aug. 3 with left hamstring tightness...was activated from the DL on Aug. 29...missed 24 team games...struck out three batters en route to his first save on the season on April 13 vs. TEX...entering July, ranked fifth among AL relievers in ERA (1.34) and tied for fourth in holds (15)...was holding right-handed hitters to a .191 batting average (9x47) and left-handed hitters to a .176 mark (12x68)...had also kept the opposition to a .114 average (4x35) with runners in scoring position heading into July...posted two separate 12-game scoreless appearance streaks (12.1IP from April 3-May 3 and 11.1IP from June 1-July 1), the longest scoreless appearance streaks of his career...upon his return from the DL, posted a 2.70 ERA (2ER/6.2IP) across his seven relief appearances...made his first start of the season and the sixth of his career on Sept. 26 at TOR (2ER/2IP)...was his first start since Aug. 11, 2016 at MIN...pitched in five games (2 starts) on an injury rehab assignment split between Triple A Fresno (2g) and Double A Corpus Christi (3g)...struck out 10 with one walk, allowing four runs in 4.2 innings pitched (7.71 ERA).

2017: Was named to the AL All-Star Team, his first-career All-Star nomination...went 8-5 with four saves and a 2.68 ERA (24ER/80.2IP) in 62 outings, all out of the bullpen...pitched a perfect 8th inning in the All-Star Game, inducing one strikeout in the AL's 2-1 win...his eight relief wins ranked tied for second in the Majors...ranked fourth in MLB and second in the AL in relief innings (80.2)...among AL relievers, ranked tied for second in strikeouts (100), tied for sixth in holds (24), tied for 11th in WHIP (0.94) and 12th in opponent average (.174)...led the Majors in opponent batting average against left-handers (.111, 16x144)...was the lowest single-season mark in franchise history, and second lowest in Major League history...trailed only Jonathan Papelbon (.104, 2007)...with 100 strikeouts, marked the 12th time in franchise history that an Astros reliever reached the 100-strikeout milestone...his changeup generated a whiff on 48.39% of all swings, which ranked fourth among Major League pitchers (min. 200 changeups)...held batters to a .138 average on the pitch, which ranked fifth under the same criteria...owned a 1.83 ERA at home (9ER/44.1IP), which ranked second in the AL among pitchers with at least 40IP, trailing Corey Kluber (1.81)...his 74 strikeouts ranked third in club history by a reliever prior to the All-Star Break, trailing Brad Lidge (78 in 2004) and Billy Wagner (75 in 1999)...per Elias, matched a team record for fewest innings needed to reach 20 strikeouts to start a season (10IP), tying Billy Wagner (1999)...made 10 postseason appearances, which led all Astros pitchers...was scoreless in six of his 10 postseason outings...made his first career Opening Day roster...threw 4.0 innings in each of his first two outings this season on April 5 and April 9, striking out seven on both dates...became the second reliever in MLB history to start a season with consecutive outings of at least 4.0 innings and seven strikeouts, joining Liam Hendriks (2013)...with his first scoreless outing, became the first pitcher in Major League history with multiple relief outings of 4.0+ hitless innings and at least strikeouts...threw 2.1 innings en route to his first save of the season on April 20 vs. LAA...was the first save of seven-or-more outs with a lead of three runs or less since Detroit's Drew Smyly recorded a 4.0-inning save on April 5, 2013 vs. NYY...threw nine consecutive scoreless appearances from June 17-July 5, spanning 12.2 innings pitched...was the second-longest scoreless appearance streak of his career, behind an 11-game streak he posted from Aug. 27-Sept. 20, 2016...went 2-2 with 10 holds, a 2.01 ERA (5ER/22.1IP) and 22 strikeouts in his last 22 appearances (July 28-Sept. 29)...earned the win in Game 2 of the World Series at LAD...gave up 1 run in 1.1 innings.

2016: Put together the best rookie season by a reliever in club history...received Astros Rookie of the Year and Pitcher of the Year recognition by the Houston Chapter of the BBWAA, and finished fourth in the AL Rookie of the Year voting...in 43 relief outings, went 3-2 with one save, a 1.61 ERA (15ER/83.2IP), 83 strikeouts, 12

walks, .194 opponent average (56x289) and an 0.81 WHIP...set club records for a rookie reliever in both ERA (previously Dave Smith, 1.93 in 1980) and WHIP (previously Bill Dawley, 0.92 in 1983)...posted 2.8 wins above replacement, the highest total in club history by a rookie reliever, ahead of RHP Dave Veres (2.8 in 1995)...his 2.8 WAR also ranked sixth in club history by a rookie pitcher overall, trailing only Roy Oswalt (4.7 in 2001), Collin McHugh (4.2 in 2014), Don Wilson (3.8 in 1967), Ken Forsch (3.6 in 1971) and Tom Griffin (3.1 in 1969)...posted the fourth-lowest, single-season ERA by an Astros reliever in club history (1.61), trailing Don McMahon (1.53 ERA in 1962), Larry Andersen (1.54 ERA in 1989) and Billy Wagner (1.57 ERA in 1999)...also posted the second-lowest single-season WHIP by an Astros reliever in club history (0.81), behind Billy Wagner's 0.78 mark set in 1999...led all American League relievers in inherited runners scored percentage (10.0%, stranded 27-of-30 IR), while ranking second in innings pitched, second in WHIP, third in strikeout-to-walk ratio (6.92), third in opponent OPS (.511), fourth in WAR (2.8) and fourth in ERA...ranked second in the Majors in multi-inning relief outings (27)...became the first Astros pitcher since Brad Lige in 2004 to post 27 multi-inning relief outings in a single season...also led the Majors in relief outings of at least 3.0 innings pitched (10), which marked the most by an Astro since 1983, when Vern Ruhle and Bill Dawley both recorded 10 outings of at least 3.0 innings...led all Major League rookies in ERA, WHIP (0.91), opponent batting average (.206), strikeout-to-walk ratio (5.20), home runs per 9.0 innings ratio (0.33) and appearances (min. 100IP)...led all AL rookies in walks per 9.0 innings (1.66) and strikeout-to-walk ratio (8.64) (min. 100IP), while ranking second in WAR (2.8), tied for third in strikeouts (104) and fourth in innings pitched (108.1)...posted the second-best ERA by a rookie reliever (1.61) in an eight-season span (since 2009), behind only Dellin Betances' 1.40 ERA in 2014...made five starts over the course of the year, going 1-2 with a 4.01 ERA (11ER/24.2IP), 21 strikeouts, eight walks and a .245 (23x94) opponent average...allowed two runs or less in four of his five starts...was a non-roster invitee at Astros Spring Training...did not make the Astros Opening Day roster, but was selected to the Major League roster on April 7...was slated to start for Triple A Fresno on minor league opening day, but instead joined the Astros in New York at Yankee Stadium...made his Major League debut on April 8 at MIL and threw 3.0 innings of scoreless relief, allowing one hit with four strikeouts...became the fourth reliever in club history to toss 3.0+ scoreless innings in his Major League debut, joining Jose Cisnero (2013), Bill Dawley (1983) and Joe Hoerner (1963)...his eight strikeouts over his first three games in the Majors were the most by a reliever in franchise history...despite his stellar numbers to start the year, the Astros went 0-13 in his first 13 career games before he pitched 2.0 innings in a 12-2 Astros win on June 3 vs. OAK...marked a franchise-long streak for team games lost to start a pitcher's career (previously Xavier Cedeno, 12 games from 2011-12)...earned his first career save on June 19 vs. CIN after tossing 3.1 scoreless innings...became the first Astros pitcher with a save of 3.1 innings since Erik Bedard did so on Opening Day of the 2013 season vs. TEX (March 31)...posted the second-lowest ERA by an Astros rookie prior to the All-Star Break in club history (2.30)...trailed only Ken Forsch (2.27 ERA in 1971)...threw 4.1 perfect innings and struck out seven consecutive batters on Aug. 1 vs. TOR...fell one strikeout shy of the club record for consecutive strikeouts, held by Jim Deshaies (eight on Sept. 23, 1986 vs. LAD)...marked a single-game career high for strikeouts...became the third pitcher in club history to toss 4.1+ perfect innings of relief in a game, joining rookies Frank DiPino (5IP on May 6, 1983 at ATL) and Jim Ray (4.1IP on Aug. 10, 1968 vs. PIT)...became the first Major League reliever to strike out seven in an outing of at least 4.1 perfect innings since Max Scherzer did April 29, 2008 vs. HOU (4.1IP, 7SO)...earned his first Major League win in a spot start on Aug. 11 at MIN in Game 2 of Houston's doubleheader...threw 5.0 scoreless innings, allowing just two hits with five strikeouts...threw 3.2 perfect innings en route to his fourth win on Sept. 20 at OAK...became the third Major League reliever since 1913 to record multiple perfect outings of at least 3.2 innings in a single season, joining Mike Bacsik (1979) and Neil Allen (1984)...set a club record for WHIP (0.74) after the All-Star Break...set club rookie records for ERA (1.99), opponent average (.177), strikeout-to-walk ratio (9.50), and strikeouts per 9.0 innings (10.33) after the All-Star Break...entered the season ranked by MLB.com as the Astros No. 16 prospect.

MINOR LEAGUES:

2015: Spent his entire regular season at Double A Corpus Christi and was a Texas League Midseason and Postseason All-Star...posted a 7-4 record with two saves and a 3.01 ERA (40ER/119.2IP) in 24 games (17 starts)...ranked second in the Texas League in ERA...held lefties to a .210 (51x243) batting average on the season...got off to a strong start, earning the Hooks' Pitcher of the Month Award in both April and May...went 2-0 with a save and did not allow an earned run in his four appearances (two starts) and 19.1 innings pitched in April...named the Texas League Pitcher of the Week on April 27...went 4-0 with a 1.01 ERA (3ER/26.2IP) in five games (four starts) in May...finished his first half of the season with a 7-1 record, one save and a 1.23 ERA (9ER/66IP) in 13 games (nine starts)...had a huge postseason, making one start for Corpus Christi and earning the win after allowing two runs in 6.0 innings...following the conclusion of Corpus Christi's postseason run, was promoted to Triple A Fresno, where he went 1-0 without allowing a run in three games (one start) and 9.0 innings pitched...fanned 12 and allowed only three hits in the Triple A playoffs...was named the Bobby Murcer Triple A Championship MVP after pitching the Grizzlies to the Triple A Championship...tossed 7.0 scoreless innings with nine strikeouts and allowed just one hit in the Triple A Championship game against Columbus in the Grizzlies 7-0 win...played for the Tiburones de La Guaira in the Venezuelan Winter League in the offseason making five starts with a 5.21 ERA (11ER/19IP)...**2014:** Had a bounce-back season, combining to go 10-8 with a 4.04 ERA (53ER/118IP) in 27 games (16 starts) between Class A Advanced Lancaster (17g) and Double A Corpus Christi (10g)...recorded 114 strikeouts in his 118.0 innings pitched and allowed just a .226 opponent batting

average...returned to Lancaster at the start of the season and posted solid numbers, a 5-5 record and a 4.11 ERA (35ER/76.2IP) in 17 games (11 starts)...named the California League Pitcher of the Week on July 7 after tossing 7.0 scoreless innings in a start on July 2 at Stockton...allowed just two hits and recorded eight strikeouts in what was his fourth straight win...promoted to Corpus Christi following that game and finished his season 5-3 with a 3.92 ERA (18ER/41.1IP) in 10 games (five starts) for the Hooks...**2013:** Began his season at Class A Advanced Lancaster and completed it at Class A Quad Cities...combined to go 8-5 with a 6.60 ERA (87ER/118.2IP) in 29 games (18 starts)...assigned to Lancaster to begin the season and struggled to a 4-2 record and a 7.88 ERA (66ER/75.1IP) in 21 games (10 starts)...reassigned to Quad Cities on July 10 and finished his season with a 4-3 record and a 4.36 ERA (21ER/43.1IP) in eight starts...made two starts in the Midwest League playoffs, going 1-0 with a 2.25 ERA (3ER/12IP)...**2012:** Had a breakout 2012 season in which he split between the White Sox and Astros organizations following a midseason trade...between his two Class A clubs, combined to go 8-7 with two saves and a 3.86 ERA (39ER/91IP) in 24 games (13 starts)...posted 92 strikeouts in his 91.0 innings pitched on the season...began his year at Class A Kannapolis and went 6-5 with two saves and a 4.23 ERA (29ER/61.2IP) in 19 games (8 starts)...was acquired by the Astros as a player to be named later in a deal that was completed on July 21...the White Sox also sent RHP Matt Heidenreich and LHP Blair Walters to the Astros in exchange for RHP Brett Myers...Devenski was named the PTBNL on Aug. 3...reported to Class A Lexington on Aug. 5, and completed his season with the Legends with a 2-2 record and a 3.07 ERA (10ER/29.1IP), while posting a South Atlantic League-leading 38 strikeouts over that time span...capped off his season by tossing a 9.0-inning no-hitter on Sept. 1 vs. Rome...recorded 16 strikeouts in what was the first individual no-hitter in Lexington Legends history...his no-hitter was named the Minor League Game of the Year by the MiLB Awards and he was named the SAL Pitcher of the Week for the final week of the season...**2011:** Signed his first professional contract on Aug. 5, and reported to Rookie Level Great Falls...appeared in seven games in relief, posting a 2.25 ERA (2ER/8IP) over the final month of the season...made two scoreless relief appearances (2IP) in the Pioneer League playoffs.

CHRISTOPHER MICHAEL DEVENSKI

Year	Team	W	L	ERA	G	GS	CG	SHO	SV	IP	H	R	ER	HR	HB	BB	SO	WP	BK	AVG
2011	Great Falls (R)	0	0	2.25	7	0	0	0	1	8.0	8	2	2	0	0	1	9	0	0	.258
2012	Kannapolis (A)	6	5	4.23	19	8	0	0	2	61.2	63	31	29	8	3	19	54	3	2	.266
	Lexington (A)	2	2	3.07	5	5	1	1	0	29.1	23	11	10	1	2	16	38	1	2	.225
2013	Lancaster (A)	4	2	7.88	21	10	0	0	1	75.1	106	69	66	13	7	31	65	3	1	.337
	Quad Cities (A)	4	3	4.36	8	8	0	0	0	43.1	60	22	21	3	1	9	32	2	0	.337
2014	Lancaster (A)	5	5	4.11	17	11	0	0	2	76.2	70	42	35	8	3	12	77	1	0	.233
	Corpus Christi (AA)	5	3	3.92	10	5	0	0	0	41.1	33	21	18	7	0	18	37	2	0	.213
2015	Corpus Christi (AA)	7	4	3.01	24	17	0	0	2	119.2	117	43	40	12	2	33	104	4	0	.253
2016	HOUSTON	4	2	1.16	48	5	0	0	1	108.1	79	26	26	4	3	20	104	2	0	.206
2017	HOUSTON	8	5	2.68	62	0	0	0	4	80.2	50	26	24	11	2	26	100	2	0	.174
2018	HOUSTON	2	3	4.18	50	1	0	0	2	47.1	42	23	22	9	3	13	51	1	1	.236
	Fresno (AAA)#	0	0	0.00	2	0	0	0	0	1.2	4	0	0	0	0	0	4	0	0	.206
	Corpus Christi (AA)#	0	1	12.00	3	2	0	0	0	3.0	7	4	4	2	0	1	6	0	0	.467
2018	HOUSTON	2	3	4.83	61	1	0	0	0	69.0	69	39	37	13	3	21	72	2	0	.256
MINOR LEAGUE TOTALS		33	25	4.40	116	66	1	8	460.0	491	245	225	54	18	140	426	16	5	.272	
MAJOR LEAGUE TOTALS		16	15	3.21	221	7	0	7	305.1	240	114	109	37	11	80	327	7	1	.215	

DIVISION SERIES RECORD

Year	Team/Opponent	W	L	ERA	G	GS	CG	SHO	SV	IP	H	R	ER	HR	HB	BB	SO	WP	BK	AVG
2017	HOU/BOS	0	0	11.57	3	0	0	0	0	2.1	4	3	3	0	0	0	3	0	0	.364

CHAMPIONSHIP SERIES RECORD

Year	Team/Opponent	W	L	ERA	G	GS	CG	SHO	SV	IP	H	R	ER	HR	HB	BB	SO	WP	BK	AVG
2017	HOU/NYY	0	0	13.50	2	0	0	0	0	0.2	1	1	1	0	0	2	0	0	0	.500

WORLD SERIES SERIES RECORD

Year	Team/Opponent	W	L	ERA	G	GS	CG	SHO	SV	IP	H	R	ER	HR	HB	BB	SO	WP	BK	AVG
2017	HOU/LAD	1	0	7.20	5	0	0	0	0	5.0	4	4	4	2	0	1	5	0	0	.211
2019	HOU/WSH	0	0	9.00	3	0	0	0	0	3.0	3	3	3	1	1	1	3	0	0	.250
WS TOTALS		1	0	7.88	8	0	0	0	0	8.0	7	7	7	3	1	2	8	0	0	.226

DEVENSKI CAREER TRANSACTIONS

- Selected by Chicago (AL) in the 25th round of the June 2011 draft.
- Acquired by Houston from Chicago as a PTBNL along with RHP Matt Heidenreich and LHP Blair Walters in exchange for RHP Brett Myers on July 21, 2012; named on Aug. 3, 2012.
- On Disabled List, Aug. 3-29, 2018 (left hamstring tightness).



DEVENSKI CAREER HIGHS

Longest Winning Streak:5 (2x) -- last, June 3-Sept. 6, 2017
Longest Losing Streak:4 -- April 30-Aug. 7, 2016
Strikeouts:7 (3x) -- last, April 9, 2017 vs. Kansas City
Walks:3 (3x) -- last, July 14, 2019 at Texas
Innings (starter):6.2 -- May 10, 2016 vs. Cleveland
Innings (relief):4.1 (2x) -- last, Aug. 1, 2016 vs. Toronto
Low-Hit Game (CG):none

TABLE OF
CONTENTS

DIAZ

PLAYER
DEVELOPMENT

2019 REVIEW

OPPONENTS

HISTORY
AND RECORDS

SPRING TRAINING

MEDIA
INFORMATIONMINUTE MAID
PARKALEDMYS
DÍAZ

Born: 8/1/90 in Santa Clara, Cuba

Opening Day Age: 29

Contract Status: Signed through 2020

Acquired: From Toronto in exchange for RHP Trent Thornton on Nov. 17, 2018.

Resides: West Palm Beach, FL

ML Service: 3.100

16
IF
R/R 6'1" 195

CAREER HIGHLIGHTS

- The 2016 NL All-Star has hit .275 (363x1322) with 83 doubles, four triples, 51 home runs, 180 RBI, 13 stolen bases and a .789 OPS (.330 OBP/.459 SLG) in 389 career games in the Majors over four seasons with St. Louis (2016-17), Toronto (2018) and Houston (2019).
- Has played all over the diamond in his career, appearing in 274 games at shortstop, 61 games at third base, 27 games at second base, 26 games at first base and seven games in left field.
- Posted an .823 OPS (.356 OBP/.467 SLG) in 57 games with the Astros in 2019, his first season in Houston...made 55 starts with the Astros, all over the diamond...started 18 games at first base, 16 at second base, 15 at third base, three in left field, two at shortstop and one at designated hitter.
- Was named to the 2016 National League All-Star Team during his rookie season, a year in which he batted .300 (111x422) with 28 doubles, 17 homers, 65 RBI and an .879 OPS (.369 OBP/.510 SLG) in 111 games for the Cardinals...became the first Cardinals rookie to make the All-Star Team since Albert Pujols in 2001...finished fifth in the NL Rookie of the Year voting...became the first rookie in Major League Baseball's modern era (since 1900) to post a batting average of .500-or-better over his first 50 at-bats...batted .500 (26x52) over his first 52 at-bats in the Majors.

2019: Was limited to a career-low 57 games with Houston due to two stints on the Injured List in what was his first season with the club...posted an .823 OPS (.356 OBP/.467 SLG), his highest since his 2016 rookie season...made 55 starts with the Astros, all over the diamond...started 18 games at first base, 16 at second base, 15 at third base, three in left field,

NOTES

- Played five seasons for Los Naranjas de Villa Clara in Cuba's Serie Nacional (2008-12)...started his pro career when he was 17 years old...was teammates with Leonys Martin and Dayan Viciedo...also played for Cuba internationally, including in the 2010 World University Championship Games in Tokyo.
- Defected from Cuba in 2012 while playing with the Cuban National Team in a tournament in the Netherlands...was not immediately eligible to sign, so spent his 2013 season playing in the Mexican League...signed a four-year contract as a free agent with St. Louis on March 11, 2014.
- Despite growing up in Cuba, Diaz is fluent in English...he learned the language in the 18 months after his defection thanks in large part to watching the Ellen DeGeneres Show on a daily basis...in 2016, Ellen producers heard the story and invited Diaz to join the show in the offseason...despite playing in front of 40,000 fans each game, Diaz graciously declined Ellen's invite due to nerves.
- Acquired by the Astros in a trade with the Blue Jays prior to the 2019 season...he became one of five Cubans to play for the Astros in 2019, joining DH Yordan Alvarez, 1B Yuli Gurriel, RHP Rogelio Armenteros and LHP Cionel Perez...that club became the first team to play five Cubans in the same season since the 1969 Reds used IF Mike de la Hoz, RHP Camilo Pascual, IF Tony Perez, RHP Pedro Ramos and IF Chico Ruiz.
- Is currently signed to a one-year contract for the 2020 season, but is under club control for another two seasons (thru 2022).

two at shortstop and one at designated hitter...hit his second-career grand slam on May 11 vs. TEX...made his third-career Opening Day roster...was placed on the 10-day Injured List with a strained left hamstring on May 27...activated from the IL on July 22...placed on the IL on Aug. 18 (illness)...activated from the IL on Aug. 27...tied his career-high for RBI on April 7 vs. OAK, going 2x4 with four RBI...hit a three-run homer in the 1st inning, his first hit as an Astro...singled off Blake Treinen in the 9th inning...started 12 games at second base in May following Jose Altuve's placement on the Injured List...hit .395 (15x38) with three doubles, three homers, 11 RBI and a 1.027 OPS (.389 OBP/.638 SLG) in those games...on Aug. 10 at BAL, tied the franchise record for hits by a player who did not start a game (3), last accomplished by Tony Kemp on Aug. 7, 2016 vs. TEX...made two strong defensive plays at first base to preserve Justin Verlander's no-hitter on Sept. 1 at TOR...was originally slated to start at third base but was moved to first base when Yuli Gurriel was scratched from the lineup...prior to 2019, had never appeared at first base in a Major League game...took 10 plate appearances this postseason, all as a pinch-hitter...drew a walk in Game 2 of the ALCS vs. NYY...played in six injury rehab games with Triple A Round Rock (4g) and Double A Corpus Christi (2g)...went 2x21 (.095) with two runs scored and three walks.

2018: Set career-highs in games (130) and home runs (18) in his first season with the Blue Jays...batted .263 (111x422) with 26 doubles, 55 RBI and a .756 OPS (.303 OBP/.453 SLG)...following the All-Star Break, batted .290 (56x193) with 15 doubles, 10 homers and 32 RBI...made his second-career Opening Day roster...was placed on the 10-day DL with a left ankle sprain on May 7...activated on June 1...was traded to the Astros on Nov. 16 in exchange for RHP Trent Thornton...homered in back-to-back games for the first time in his career from April 2-3...hit a game-tying three-run homer on April 13 at CLE, marking the second time in his career that he homered in consecutive games...drove in his 100th career RBI on a walkoff hit on June 7 vs. BAL, a 10th-inning single...was his second-career walkoff hit...recorded his third-career walkoff hit on July 20 vs. BAL, an RBI-single...hit his 17th homer of the season on Sept. 5 vs. TB, driving in Kendrys Morales and Lourdes Gurriel Jr...marked the sixth time in MLB history that a player homered to score three Cuban-born players...tied a career-high with three doubles on Sept. 8 vs. CLE, matching his season-high with four hits...set a new career-high in home runs with his 18th shot of the season on Sept. 17 at BAL.

2017: Played in 79 games with St. Louis over two stints in the Majors during his sophomore season in the big leagues...hit .259 (74x286) with 17 doubles, seven homers and 20 RBI...led the Cardinals with 19 infield hits...went 5x8 (.625) with a double and a homer as a pinch-hitter...made his first-career Opening Day roster...was optioned to Triple A Memphis on June 28...recalled to St. Louis on Sept. 20...recorded his first-career multi-steal game on April 2 vs. CHC...notched his first-career multi-homer game on April 8 vs. CIN, going 3x5 with two homers...posted a career-long eight-game hitting streak from May 20-29...in 46 games at Triple A Memphis, batted .253 (43x170) with nine doubles, one triple, four homers and 26 RBI...was traded to Toronto in exchange for OF J.B. Woodman on Dec. 1.

2016: Was an All-Star in his rookie season in the Majors, hitting .300 (111x422) with 28 doubles, 17 homers, 65 RBI and an .879 OPS (.369 OBP/.510 SLG) in 111 games for the Cardinals...became the first Cardinals rookie All-Star since Albert Pujols in 2001...finished fifth in the NL Rookie of the Year voting...finished among the top-five NL rookies in runs (2nd, 71), RBI (3rd), doubles (T-3rd), extra-base hits (T-3rd, 48), hits (5th) and walks (5th, 41)...finished seventh in the NL in batting average on two-strike counts (.266)...became the first rookie in Major League Baseball's modern era (since 1900) to post a batting average of .500-or-better over his first 50 at-bats...batted .500 (26x52) over his first 52 at-bats in the Majors...batted a Major League-leading .423 (30x71) in his first month in the Majors...was the fourth-highest batting average by a rookie in April in MLB history, and the highest since Showboat Fisher posted a .462 average for St. Louis in 1930...joined Albert Pujols (2001) as the only rookies in club history to record at least 30 hits in April of a season...did not make the Opening Day roster but was recalled on April 4 following an injury to Tommy Pham...placed on the 15-day DL on Aug. 1 with a fractured right thumb...activated on Sept. 11...joined the team for the second game of the season...made his MLB debut on April 5 vs. PIT and singled in his first at-bat off Jonathon Niese...recorded a hit in seven-consecutive plate appearances from April 22-24 at SD, which included a 5x5 performance on April 23 at SD...became the first Cardinals rookie with a five-hit game since Wally Moon on May 12, 1954 (5x6)...posted a team-long 26-game on-base streak from June 19-July 23...on July 1 vs. MIL, recorded 11 assists, the most by a Cardinals rookie in a single game since Stu Martin tallied 11 at second base on June 6, 1936 vs. NYG...marked the most by any rookie, regardless of club, since Delino DeShields notched 11 at second base on Aug. 12, 1998 vs. NYM...faced Will Harris and struck out in his lone at-bat in the All-Star Game...hit a walkoff RBI-single on July 21 vs. SD...hit his first-career grand slam on Sept. 27 vs. CIN...in two games on a rehab assignment at Class A Advanced Palm Beach, hit .167 (1x6) with two walks.

MINOR & INTERNATIONAL LEAGUES:

2015: Was an MiLB.com Organization All-Star...in 116 games between Triple A Memphis (14g) and Double A Springfield (102g), hit .278 (118x425) with 28 doubles, two triples, 13 homers, 52 RBI and a .339 OBP...began the season at Double A before receiving a promotion to Triple A on Aug. 23...following the season, hit .315 with eight doubles, four homers and 14 RBI in the Arizona Fall League...**2014:** Was an NRI at Cardinals Major League Spring Training...played in 47 combined games between Double A Springfield (34g) and Class A Advanced Palm Beach (13)...with Springfield, hit .291 with 12 extra-base hits (8 doubles, 1 triple, 3 homers)...**2012:** Played in 76 games for Villa Clara in Cuba's Serie Nacional, batting .315 with 12 homers, 49 RBI and a .904 OPS...**2011:**

In 85 games for Villa Clara, hit .294 with 16 doubles, seven homers, 45 RBI and an .869 OPS...**2010:** Hit .282 in 74 games for Villa Clara...**2009:** Batted .341 with 20 doubles, 39 RBI and a .403 OBP in 73 games for Villa Clara...**2008:** Debuted for Villa Clara in Cuba's Serie Nacional, batting .281 in 34 games as a 16-year-old.

PERSONAL:

Aledmys and his wife, Dayara, have one son, Nathan, who was born in August of 2016...the family resides in West Palm Beach, Fla., in the offseason.

ALEDMYS DÍAZ

Year	Team	AVG	G	AB	R	H	2B	3B	HR	RBI	BB	SO	SB	CS	OBP	SLG	SF	SH	HB	E
2014	Springfield (AA)	.291	34	117	15	34	8	1	3	18	2	24	6	2	.311	.453	1	3	2	4
	Palm Beach (A)	.227	13	44	5	10	2	0	2	6	7	10	1	0	.352	.409	1	0	2	0
2015	Springfield (AA)	.264	102	375	47	99	25	2	10	46	29	62	6	5	.324	.421	0	1	4	15
	Memphis (AAA)	.380	14	50	12	19	3	0	3	6	6	5	0	1	.448	.620	1	0	1	2
2016	ST. LOUIS	.300	111	404	71	121	28	3	17	65	41	60	4	4	.369	.510	6	2	7	16
	Palm Beach (A)#	.167	2	6	0	1	0	0	0	0	2	0	0	0	.375	.167	0	0	0	0
2017	ST. LOUIS	.259	79	286	31	74	17	0	7	20	13	42	4	1	.290	.392	1	1	0	6
	Memphis (AAA)	.253	46	170	19	43	9	1	4	26	10	30	3	3	.305	.388	3	0	4	4
2018	TORONTO	.263	130	422	55	111	26	0	18	55	23	62	3	4	.303	.453	4	0	3	9
	New Hampshire (AA)#	.400	3	10	3	4	3	0	0	0	0	0	0	0	.400	.700	0	0	0	0
2019	HOUSTON	.271	69	210	36	57	12	1	9	40	26	28	2	0	.356	.467	6	0	5	3
	Round Rock (AAA)#	.125	4	16	2	2	0	0	0	0	1	3	0	0	.176	.125	0	0	0	1
	Corpus Christi (AA)#	.000	2	5	0	0	0	0	0	0	0	2	4	0	.375	.000	0	0	1	0
MINOR LEAGUE TOTALS		.267	220	793	103	212	50	4	22	102	59	138	16	11	.327	.424	6	4	14	26
MAJOR LEAGUE TOTALS		.275	389	1322	193	363	83	4	51	180	103	192	13	9	.330	.459	17	3	15	34

#Rehab Assignment

DIVISION SERIES RECORD

Year	Team/Opponent	AVG	G	AB	R	H	2B	3B	HR	RBI	BB	SO	SB	CS	OBP	SLG	SF	SH	HB	E
2019	HOU/TB	.000	2	3	0	0	0	0	0	0	0	2	0	0	.000	.000	0	0	0	0

CHAMPIONSHIP SERIES RECORD

Year	Team/Opponent	AVG	G	AB	R	H	2B	3B	HR	RBI	BB	SO	SB	CS	OBP	SLG	SF	SH	HB	E
2019	HOU/NYY	.000	5	4	0	0	0	0	0	0	1	0	0	0	.200	.000	0	0	0	0

WORLD SERIES RECORD

Year	Team/Opponent	AVG	G	AB	R	H	2B	3B	HR	RBI	BB	SO	SB	CS	OBP	SLG	SF	SH	HB	E
2019	HOU/WSH	.000	1	2	0	0	0	0	0	0	0	0	0	0	.000	.000	0	0	0	0

DÍAZ CAREER TRANSACTIONS

- Signed by St. Louis to a four-year contract on March 9, 2014.
- On Disabled List, Aug. 2-Sept. 11, 2016 (fractured right thumb).
- Acquired by Toronto from St. Louis in exchange for OF J.B. Woodman on Dec. 1, 2017.
- On Disabled List, May 8-June 1, 2018 (sprained left ankle).
- Acquired by Houston from Toronto in exchange for RHP Trent Thornton on Nov. 16, 2018.
- On Disabled List, May 27-July 21, 2019 (left hamstring strain)
- On Disabled List, Aug. 17-27, 2019 (illness).

DÍAZ GAME HIGHS

Hits: 5 -- April 23, 2016 at San Diego
 Home Runs: 2 -- April 8, 2017 vs. Cincinnati
 RBI: 4 (4x) -- last, May 11, 2019 vs. Texas
 Stolen Bases: 2 -- April 2, 2017 vs. Chicago (NL)
 Longest Hitting Streak: 8 -- May 20-29, 2017
 Career Grand Slams (2): Sept. 27, 2016 vs. CIN (Robert Stephenson)
 May 11, 2019 vs. TEX (Kyle Dowdy)

LEADOFF HR

No.	Date	Opp.	Pitcher
none			

PINCH-HIT HR

No.	Date	Opp.	Pitcher
1	4/8/16	ATL	O'Flaherty
2	4/22/17	@MIL	Torres

WALK-OFF HR

No.	Date	Opp.	Pitcher
none			

DÍAZ CAREER FIELDING

YEAR	POSITION	PCT.	G	PO	A	E	TC	DP
2019	First Base	1.000	26	125	7	0	132	6
	Second Base	1.000	25	19	33	0	52	6
	Third Base	.967	19	10	19	1	30	2
	Shortstop	.818	5	2	7	2	11	0
	Outfield	1.000	4	2	0	0	2	0
TOTALS	Shortstop	.969	274	329	650	31	1010	164
	Third Base	.972	61	30	75	3	108	7
	Second Base	1.000	27	22	37	0	59	8
	First Base	1.000	26	125	7	0	132	6
	Outfield	1.000	7	4	0	0	4	0



NON-ROSTER INVITEE

OSVALDO DUARTE

Born: 1/18/96 in Rio San Juan, DR

Opening Day Age: 24

Contract Status: Signed through 2020

Acquired: Signed as a non-drafted free agent on July 2, 2013.

Resides: Rio San Juan, DR

ML Service: 0.000

88

IF

B/T R/R HEIGHT WEIGHT
5'9 177

CAREER HIGHLIGHTS

- The 5'9" middle infielder turned utility player has appeared in 538 minor league games since debuting with the Astros in 2014...has 36 career triples and 107 career steals in his six-year professional career (2014-19).
- Has starts at six different positions in his career: shortstop (294g), second base (99g), center field (44g), third base (39g), left field (30g) and right field (13g).

MINOR LEAGUES:

2019: Spent his entire 2019 season at Double A Corpus Christi, where he hit .234 (107x458) with 13 doubles, eight triples, 12 home runs, 46 RBI and 21 stolen bases in a club-high 123 games...his eight triples tied for the club lead...also ranked among Texas League leaders in triples (T-3rd) and steals (9th)...hit a walkoff two-run homer in an 11-inning win on June 22 vs. Springfield...**2018:** Spent his entire season at Class A Buies Creek and had one of the best offensive seasons of his career...hit .276 (134x486) with 22 doubles, nine triples, seven homers and 52 RBI in 132 games...named the Carolina League Player of the Week on July 1 after hitting safely in all seven games that week, compiling 13 hits in that timespan...following the season, played in three games each in the Puerto Rican and Dominican Winter Leagues...**2017:** Split his fourth professional season between Buies Creek (28g) and Class A Quad Cities (47g)...**2016:** Spent the majority of his season with Class A Quad Cities (76g), but also spent some time at Class A Lancaster...combined to hit .265 (114x431) with 25 doubles, nine triples, 10 homers and 47 RBI in 112 games...hit seven of his homers in his 36-game stint at Lancaster...**2015:** Played his first full season stateside with Rookie League Greeneville, appearing in 61 games...scored 39 runs and stole 17 bases in those 61 contests...**2014:** Split his year between the Dominican Summer League (15g) and the Astros GCL affiliate (20g).

NOTES

- Signed by Houston as a 17-year-old international free agent out of Rio San Juan in the Dominican Republic on July 2, 2013...signed by Astros scouts Oz Ocampo and Rafael Belen.
- This season marks Duarte's first as a non-roster invite at Major League Spring Training...despite this, has appeared in MLB Spring Training games with the Astros in each of the last three seasons (2017-19).
- Is currently signed to a minor league contract for the 2020 season.



OSVALDO HIJO DUARTE																					
Year	Team	AVG	G	AB	R	H	2B	3B	HR	RBI	BB	SO	SB	CS	OBP	SLG	SF	SH	HB	E	
2014	DSL AST2 (R)	.270	15	74	12	20	4	2	0	13	4	15	7	3	.325	.378	0	4	2	8	
	GCL Astros (R)	.280	20	75	13	21	3	1	0	6	8	16	9	4	.341	.347	2	3	0	10	
2015	Greenville (R)	.235	61	217	39	51	9	4	4	20	22	74	17	6	.307	.369	1	7	0	15	
2016	Quad Cities (A)	.272	76	287	41	78	20	7	3	23	22	86	15	9	.321	.422	3	6	0	8	
	Lancaster (A)	.250	36	144	28	36	5	2	7	24	9	53	4	5	.290	.458	2	1	0	5	
2017	Buies Creek (A)	.190	28	100	7	19	3	2	0	8	7	38	3	4	.250	.260	0	0	1	11	
	Quad Cities (A)	.194	47	160	22	31	9	1	4	22	24	55	10	2	.301	.338	1	1	1	8	
2018	Buies Creek (A)	.276	132	486	68	134	22	9	7	52	44	120	21	19	.336	.401	3	0	2	17	
2019	Corpus Christi (AA)	.234	123	458	59	107	13	8	12	46	30	149	21	10	.290	.376	1	1	7	18	
MINOR LEAGUE TOTALS		.248	538	2001	289	497	88	36	37	214	170	606	107	62	.310	.384	13	23	14	98	

DUARTE CAREER TRANSACTIONS

• Signed by Houston as a non-drafted free agent on July 2, 2013

TABLE OF
CONTENTS

DUARTE

PLAYER
DEVELOPMENT

2019 REVIEW

OPPONENTS

HISTORY
AND RECORDS

SPRING TRAINING

MEDIA
INFORMATION

MINUTE MAID
PARK



KENT EMANUEL

Born: 6/4/92 in Woodstock, GA

Opening Day Age: 27

Contract Status: Signed through 2020

Acquired: Selected in the third round of the June 2013 draft.

Resides: Atlanta, GA

ML Service: 0.000

64

LHP

B/T **HEIGHT** **WEIGHT**
L/L 6'4 225

CAREER HIGHLIGHTS

- Southpaw has gone 35-25 with a 4.77 ERA (282ER/532IP), 136 walks and 422 strikeouts in 136 games (76 starts) across seven minor league seasons with the Astros (2013-19).

MINOR LEAGUES:

2019: Spent the entire 2019 season at Triple A Round Rock in what was one of his best professional seasons...posted an 8-2 record with a 3.90 ERA (44ER/101.2IP) with 81 strikeouts...recorded a .254 opponent batting average, which was the lowest of his career...he also posted a career-low WHIP (1.19) allowing 98 hits in 28 games including seven starts...ranked second in inning pitched, tied for second in WHIP and third in games played among Round Rock pitchers...was named Pacific Coast League Pitcher of the Week for the week of Sept. 2, after tossing 8.0 innings of one-hit baseball...**2018:** Pitched the entire year at Triple A Fresno and set a career-best mark in strikeouts per 9.0 innings, posting a 9.25 mark (86SO/83.2IP)...had never eclipsed a strikeout per 9.0 innings ratio above 8.0 in his career prior to 2018...pitched to a 5-4 record and a 5.59 ERA (52ER/83.2IP) with the Grizzlies...**2017:** Split his season between Triple A Fresno (9g) and Double A Corpus Christi (16g), going 6-7 with a 5.72 ERA (74ER/116.1IP) and 91 strikeouts in 25 games (19 starts)...**2016:** Pitched the entire year at Double A Corpus Christi following his Tommy John surgery...went 6-4 with a 5.23 ERA (48ER/82.2IP) in 17 games (16 starts)...made his season debut on May 27...**2015:** Made four appearances before undergoing Tommy John surgery...went 1-1 with a 3.68 ERA (6ER/14.2IP) at Double A Corpus Christi...**2014:** Went 9-7 with a 4.21 ERA (58ER/124IP) in 27 games (18 starts) at Lancaster (21g) and Quad Cities (6g)...**2013:** Made his pro debut, pitching in four games for the GCL Astros...threw 9.0 scoreless innings.

NOTES

- Graduated from Woodstock HS in Georgia in 2010...was all-county, all-region and all-state as a senior...also played basketball.
- Was selected by Pittsburgh in the 19th round of the 2010 MLB Draft but did not sign, opting to attend the University of North Carolina.
- Went 28-8 with a 2.34 ERA (87ER/334.1IP) in 54 career games (47 starts) in three years at UNC...as a junior, became the third Tar Heel in school history to win ACC Pitcher of the Year honors, joining Alex White (2008) and Andrew Miller (2006)...was a Dick Howser Trophy and Golden Spikes Award finalist...28 wins set a school record over a pitcher's first three seasons.
- Pitched in the 2013 Astros Foundation College Classic at Minute Maid Park and was named to the All-Tournament Team.
- Selected by the Astros in the third round of the 2013 MLB Draft...signed by Astros scout Tim Bittner.
- Was added to the 40-man roster on Nov. 4, 2019...is signed to a one-year contract through 2020.

KENT JEFFREY EMANUEL

Year	Team	W	L	ERA	G	GS	CG	SHO	SV	IP	H	R	ER	HR	HB	BB	SO	WP	BK	AVG
2013	GCL Astros (R)	0	0	0.00	4	4	0	0	0	9.0	6	0	0	0	0	2	8	0	0	.188
2014	Quad Cities (A)	0	2	2.45	6	4	0	0	0	22.0	20	12	6	3	0	4	17	0	0	.241
	Lancaster (A)	9	5	4.59	21	14	0	0	2	102.0	111	55	52	12	4	19	76	2	0	.278
2015	Corpus Christi (AA)	1	1	3.68	4	2	0	0	0	14.2	21	8	6	1	0	5	5	1	0	.350
2016	Corpus Christi (AA)	6	4	5.23	17	16	0	0	1	82.2	97	51	48	8	1	20	58	1	0	.292
2017	Corpus Christi (AA)	5	5	4.60	16	11	0	0	0	74.1	95	42	38	7	5	17	63	2	0	.318
	Fresno (AAA)	1	2	7.71	9	8	0	0	1	42.0	71	39	36	7	0	20	28	1	0	.382
2018	Fresno (AAA)	5	4	5.59	31	10	0	0	1	83.2	107	57	52	10	2	26	86	2	0	.308
2019	Round Rock (AAA)	8	2	3.90	28	7	0	0	1	101.2	98	47	44	9	2	23	81	1	0	.254
MINOR LEAGUE TOTALS		35	25	4.77	136	76	0	0	6	532.0	626	311	282	57	14	136	422	10	0	.295

EMANUEL CAREER TRANSACTIONS

- Selected by Houston in the 3rd round of the June 2013 draft.



NON-ROSTER INVITEE

DREW FERGUSON

Born: 8/3/92 in Knoxville, TN

Opening Day Age: 27

Contract Status: Signed through 2020

Acquired: Selected in the 19th round of the June 2015 draft.

Resides: Knoxville, TN

ML Service: 0.000

77

OF

HT WEIGHT
R/R 5'11 188

CAREER HIGHLIGHTS

- Versatile outfielder has played in parts of five seasons (2015-19) in the Astros minor league system...owns a .293 (.492x1680) career batting average with 46 homers and 92 steals in 465 games.
- Can play all three outfield positions, appearing in 121 games in left field, 111 in right field and 166 in center field in his five-year minor league career.
- Named a Double A Texas League All-Star in 2017 after hitting .292 (91x312) with a .390 on-base percentage in 84 games with the Hooks.
- In 2016, led the California league in OBP (.410) and OPS (.941), while ranking third in batting average (.313) and slugging (.531).

MINOR LEAGUES:

2019: Appeared in 115 games with Round Rock, where he batted .281 (113x402) with 19 doubles, six triples, 11 home runs, 57 RBI and 27 stolen bases...was designated for assignment by San Francisco on March 21, 2019 and was returned to Houston on March 22, 2019...**2018:** was invited to Major League Spring Training with Houston, receiving the invite on Jan. 25...spent most of the year at Triple-A Fresno while also appearing in six rehab games with Class-A Short Season Tri-City, combining for a .304 batting average and a .432 on-base percentage in 71 games...was drafted by San Francisco in the Rule 5 Draft on Dec. 13, 2018...**2017:** Combined to hit .275 (114x415) with 25 doubles, nine home runs, 41 RBI, 66 runs scored and 18 stolen bases in 113 games between Triple A Fresno (29g) and Double A Corpus Christi (84g)...named a Texas League All-Star while with the Hooks, where he hit .292 (91x312) with a .390 on-base percentage...named the Texas League Player of the Week for the week of May 22-28...promoted to Fresno on Aug. 1 and finished his season at the Triple A level...**2016:** Hit .315 (119x378) with 29 doubles, 17 home runs, 76 RBI, 30 stolen bases, a .408 on-base percentage, a .542 slugging percentage and a .951 OPS in 105 games between Corpus Christi (15g) and Lancaster (90g)...finished second among all Astros minor leaguers in RBI and third in batting average...during his time at Lancaster, led the California league in OBP (.410) and OPS (.941), while ranking third in batting average (.313) and slugging (.531)...played his first 90 games of the season at Lancaster before a promotion to Corpus Christi on Aug. 19...following the season, played for Santurce in the Puerto Rican Winter League and hit .283 (13x46) in 12 games...**2015:** Made his professional debut, combining to hit .297 (69x232) between Class A Quad Cities (44g) and Class A Tri-City (17g)...began his career at Tri-City, where he was named the New York-Penn League Player of the Week for the week of July 6...promoted to Quad Cities on July 14.

ANDREW THOMAS FERGUSON

Year	Team	AVG	G	AB	R	H	2B	3B	HR	RBI	BB	SO	SB	CS	OBP	SLG	SF	SH	HB	E
2015	Tri-City (A)	.328	17	58	13	19	6	0	3	6	8	4	1	1	.418	.586	0	1	1	0
	Quad Cities (A)	.287	44	174	23	50	10	1	1	21	16	32	10	4	.344	.374	2	0	0	2
2016	Lancaster (A)	.313	90	326	70	102	25	2	14	69	45	82	28	9	.410	.531	6	2	13	1
	Corpus Christi (AA)	.327	15	52	14	17	4	1	3	7	6	13	2	0	.397	.615	0	0	0	1
2017	Corpus Christi (AA)	.292	84	312	55	91	18	0	8	32	45	77	15	5	.390	.426	0	1	5	1
	Fresno (AAA)	.223	29	103	11	23	7	0	1	9	12	21	3	1	.304	.320	0	0	0	1
2018	Tri-City (A)	.300	6	20	2	6	3	0	1	4	3	7	0	2	.375	.600	1	0	0	0
	Fresno (AAA)	.305	65	233	43	71	11	3	4	29	46	61	6	4	.436	.429	2	1	10	1
2019	Round Rock (AAA)	.281	115	402	83	113	19	6	11	57	68	105	27	7	.395	.440	3	0	10	3
MINOR LEAGUE TOTALS		.293	465	1080	314	492	103	13	46	234	249	402	92	33	.394	.452	14	5	39	12

FERGUSON CAREER TRANSACTIONS

- Selected by Houston in the 19th round of the June 2015 draft.
- Selected by San Francisco in 2nd round of the 2018 Rule 5 Draft on Dec. 13, 2018.
- Returned to Houston from San Francisco on March 22, 2019.



NON-ROSTER INVITEE

RILEY FERRELL

Born: 10/18/93 in College Station, TX

Opening Day Age: 26

Contract Status: Signed through 2020

Acquired: Selected in the third round of the June 2015 draft.

Resides: College Station, TX

ML Service: 0.088

70

RHP

HT	WEIGHT	VELOCITY
R/R	6'2"	225

CAREER HIGHLIGHTS

- Right-handed reliever is entering his sixth professional campaign after being selected in the third round of the 2015 draft...has posted 21 saves and a 3.55 ERA (62ER/157IP) in 120 games in his five-year minor league career (2015-19)...has recorded 185 strikeouts in 157 innings.
- Set career highs in every category in 2017 as he had his first full healthy professional season...combined to post six saves, a 3.67 ERA (22ER/54IP) and 60 strikeouts in 54.0 innings pitched between Double A Corpus Christi (36g) and Class A Buies Creek (2g).

MINOR LEAGUES:

2019: Appeared in 19 games between Miami and Houston's organization, posting a 3.65 ERA (10ER/24.2IP) with 27 strikeouts and one save in as many opportunities...was returned to Houston from Miami on June 23, 2019 after battling injuries during his time with Miami...**2018:** opened the season at Double-A Corpus Christi, posting a 2-2 record, 1.90 ERA (5ER/23.2IP) and converting all seven of his save opportunities in 21 appearances...earned Texas League Pitcher of the Week honors for June 11-17 after picking up two saves and a relief win in three outings, shutting out his opponents over 5.2 innings, allowing just two hits and striking out nine...didn't allow an earned run in last 12 outings for Hooks (15IP)...made his Triple-A debut on June 28 with Fresno...went 2-1 with a 6.75 (21ER/28IP) in 22 appearances with two saves...was selected fourth overall in the Rule 5 Draft by Miami...**2017:** For the first time in his three-year career, was healthy for an entire season, making 38 appearances combined between Double A Corpus Christi (36g) and Class A Buies Creek (2g)...at the two stops, went 2-2 with six saves, a 3.67 ERA (22ER/54IP) and 60 strikeouts in 54.0 innings pitched...began the year at Buies Creek and made two appearances before being promoted to Corpus Christi on April 13...finished his season at the Double A level...**2016:** Made eight appearances at Class A Lancaster, posting four saves and a 1.80 ERA (2ER/10IP)...placed on the DL on May 12 and missed the remainder of the season...**2015:** Made his professional debut for Class A Quad Cities, making 12 appearances with a 1.08 ERA (2ER/16.2IP)...those 12 appearances added onto a long collegiate season at TCU in which he made 30 appearances en route to the College World Series.

NOTES

- Attended A&M Consolidated in College Station (TX) and was a three-time first-team all-district performer both on the mound and at the plate...selected to the All-State first-team by the Texas High School Baseball Coaches Association and the Texas Sports Writer's Association as a senior...named the District 12-5A MVP in 2012.
- Went on to attend TCU and pitched for three years (2013-15) for the Horned Frogs...struck out 45 batters over just 28.2 innings, while giving up only 10 hits for a .109 opponents average his junior year...helped lead TCU to it's second straight World Series appearance that season.
- Selected by Houston in the third round of the June 2015 draft...signed by Astros scout Jim Stevenson.
- Is signed to a minor league contract for the 2020 season...invited to his first Major League Spring Training on Jan. 25, 2018.



RILEY COLE FERRELL																						
Year	Team	W	L	ERA	G	GS	CG	SHO	SV	IP	H	R	ER	HR	HB	BB	SO	WP	BK	AVG		
2015	Quad Cities (A)	0	0	1.08	12	0	0	0	1	16.2	10	3	2	0	0	13	17	5	0	.175		
2016	Lancaster (A)	0	1	1.80	8	0	0	0	4	10.0	9	3	2	1	0	2	14	1	0	.237		
2017	Buies Creek (A)	0	0	0.00	2	0	0	0	2	2.0	0	0	0	0	0	0	5	0	0	.000		
2018	Corpus Christi (AA)	2	2	3.81	36	0	0	0	4	52.0	51	24	22	2	4	14	55	4	0	.263		
	Corpus Christi (AA)	2	2	1.90	21	0	0	0	7	23.2	14	8	5	1	2	18	33	1	1	.171		
	Fresno (AAA)	2	1	6.75	22	0	0	0	2	28.0	34	21	21	4	0	16	34	4	0	.296		
2019	Jacksonville (AA)	0	0	0.00	2	0	0	0	0	2.2	0	0	0	0	0	2	3	0	0	.000		
	Jupiter (A)	0	0	0.00	1	0	0	0	0	1.0	0	0	0	0	0	0	1	0	0	.000		
	New Orleans (AAA)	0	0	1.35	4	0	0	0	0	6.2	3	1	1	0	1	4	4	1	0	.130		
	Corpus Christi (AA)	1	1	1.42	5	0	0	0	0	6.1	3	1	1	0	1	4	8	1	0	.136		
	Round Rock (AAA)	0	0	9.00	7	0	0	0	1	8.0	10	8	8	1	0	6	11	1	0	.303		
MINOR LEAGUE TOTALS		7	7	3.55	120	0	0	0	21	157.0	134	69	62	9	8	79	185	18	1	.231		

FERRELL CAREER TRANSACTIONS

- Selected by Houston in the third round of the June 2015 draft.
- Selected by Miami in first round (fourth overall pick) of the 2018 Rule 5 Draft.
- Returned to Houston from Miami on June 23, 2019.

TABLE OF
CONTENTS

FERRELL

PLAYER
DEVELOPMENT

2019 REVIEW


OPPONENTS

HISTORY
AND RECORDS

SPRING TRAINING

MEDIA
INFORMATION

MINUTE MAID
PARK



DUSTIN GARNEAU

Born: 8/13/87 in San Pedro, CA

Opening Day Age: 32

Contract Status: Signed through 2020

Acquired: Signed as a free agent on Nov. 26, 2019

Resides: Orange, CA

ML Service: 1.140

13		
C		
B/T	HEIGHT	WEIGHT
R/R	6'2"	205

CAREER HIGHLIGHTS

- In 123 MLB games, the right-handed hitting backstop has hit .207 (70x338) with 22 doubles, eight home runs and 38 RBI.
- Has logged a .993 career fielding percentage behind the plate while throwing out 33% of basestealers (20-of-60) in 120 Major League games.
- Was one of the top-30 pitch framers in all of baseball in 2019 (min. 750 pitches caught), posting a 47.6% strike rate (per Statcast)...posted the 19th-best pop time to second base among all Major League catchers (1.97 seconds, per Statcast).
- Received Double A Texas League Midseason All-Star honors in 2014.

2019: Played in 35 games with the Angels (28g) and Athletics (7g), posting a .244 batting average with three homers and 14 RBI...was one of the top-30 pitch framers in all of baseball in (min. 750 pitches caught), posting a 47.6% strike rate (per Statcast)...posted the 19th-best pop time to second base among all Major League catchers (1.97 seconds, per Statcast)...was selected to the Angels roster on May 22...designated for assignment on June 7 and outrighted to the minors...selected to the Major League roster on June 20...designated for assignment again on July 31 and was acquired off waivers by the A's on Aug. 3...designated for assignment and outrighted to the minors on Aug. 16...also appeared in 34 minor league games between Triple A Salt Lake (26g) and Triple A Las Vegas (8g), batting .248 with 7 homers and a .357 on-base percentage.

2017: Appeared in one Major League game with the White Sox, spending most of the season in Oakland's minor league system with Triple A Nashville...appeared in 22 games with Nashville before claimed off waivers by the White Sox on May 24th...assigned to Triple A Charlotte and played in 45 games with the Knights, slashing .252/.340/.468...recalled by Chicago on Aug. 3, but appeared in just one game.

2017: Made his first career MLB Opening Day roster with Colorado and hit .206 with a home run and six RBI in 22 games before being optioned to Triple A Albuquerque on May 16...was claimed off waivers by Oakland Aug. 4 and batted .159 with a home run and three RBI in 19 games with the Athletics...appeared in 41 combined games in the Majors between Oakland and Colorado...hit .281 with 10 homers and 26 RBI in 36 games at Triple A Albuquerque.

2016: Had three brief stints with the Rockies while spending the majority of the season with Triple A Albuquerque...batted .292 with 31, runs, 11 doubles, 15 home runs and 35 RBI in 52 games with the Isotopes...played in 24 games at the big league level, batting .235.

2015: Spent most of the season at Triple A Albuquerque, but made his MLB debut with Colorado, appearing in 22 games...made his Major League debut on Aug. 20 vs. WSH and recorded his first Major League hit in his first career at-bat, off Max Scherzer...smacked his first Major League home on Sept. 9 at SD off James Shields.

MINOR LEAGUES:

2014: Appeared in 78 games with between Tulsa (34g) and Colorado Springs (44g)...batted .240 with 42 RBI and a .722 OPS...was named a Texas League Midseason All-Star with Tulsa after batting .270 with 20 RBI and seven doubles...**2013:** Spent the entire season at Double A Tulsa, where he batted .255 with a .370 on-base

NOTES

- Graduated from San Pedro HS in California in 2005...was an All-Area First Team selection as a senior after hitting .433...was also a two-time All-Area and All-City football player.
- Attended Cal State Fullerton, where he was the Titans primary catcher during his junior and senior seasons (2008-09)...was named to the 2008 Fullerton Regional All-Tournament Team...named an All-Big West Honorable mention in 2009.
- Selected by Colorado in 19th round of 2009 MLB Draft...signed by Rockies scout Jon Lukens...was one of seven players from CSUF drafted in 2009, including current A's outfielder Khris Davis.
- Signed a one-year deal as a free agent with Astros on Nov. 26, 2019.

percentage...also belted 13 homers and brought in 47 runs...**2012:** Appeared in 86 games with Modesto, batted .243 with 40 walks, 29, RBI and six home runs...**2011:** Logged one his best professional seasons with Class A Asheville...recorded a .255/.370/.513 slash line in 100 games while posting 29 doubles, four triples, 17 home runs and 67 RBI...**2010:** Played in 54 games between Tri-City (42g) and Modesto (12g), posting a .243 batting average with 34 RBI and 13 doubles...**2009:** Was drafted by the Colorado Rockies in the 19th round of the 2009 MLB Draft...played in 23 games with Casper, where he contributed 13 RBI and 13 walks with a .250 batting average and a .393 on-base percentage.

PERSONAL:

Dustin and his wife, Jacqlyn, reside in Orange, CA with their children, Maddox, Maverick and Nixon.

DUSTIN THOMAS GARNEAU

Year	Team	AVG	G	AB	R	H	2B	3B	HR	RBI	BB	SO	SB	CS	OBP	SLG	SF	SH	HB	E
2009	Casper (R)	.250	23	72	11	18	4	1	1	13	13	14	1	0	.224	.286	0	0	8	2
2010	Tri City (A)	.224	42	143	20	32	11	2	2	21	21	30	3	2	.347	.371	2	1	7	6
	Modesto (A)	.310	12	42	5	13	2	2	1	13	2	9	0	1	.341	.524	0	0	0	3
2011	Asheville (A)	.255	100	341	71	87	29	4	17	67	58	70	7	7	.370	.513	5	1	7	11
2012	Modesto (A)	.243	86	300	35	73	18	3	6	29	40	41	2	3	.332	.383	4	2	2	6
2013	Tulsa (AA)	.236	96	326	36	77	17	1	13	47	25	57	4	2	.313	.414	4	4	13	4
2014	Tulsa (AA)	.270	34	115	14	31	7	0	2	20	14	19	2	3	.363	.405	2	0	4	5
	Colorado Springs (AAA)	.216	44	148	17	32	9	2	5	22	14	21	2	1	.297	.405	0	1	3	5
2015	Albuquerque (AAA)	.274	81	303	44	82	16	0	15	61	28	44	2	1	.335	.475	4	3	2	5
	COLORADO	.157	22	70	6	11	3	0	2	8	6	14	0	0	.224	.286	0	0	0	2
2016	Albuquerque (AAA)	.292	52	185	31	54	11	0	15	35	16	43	2	1	.335	.475	2	1	7	0
	COLORADO	.235	24	68	7	16	69	0	1	6	6	22	0	0	.293	.368	1	0	0	1
2017	COLORADO	.206	22	68	5	14	7	0	1	6	4	24	0	0	.260	.353	0	1	1	0
	Albuquerque (AAA)	.281	36	128	24	36	9	2	10	26	13	22	0	1	.347	.617	2	0	1	3
	OAKLAND	.159	19	44	5	7	1	0	1	3	8	12	0	0	.288	.250	0	0	0	1
2018	Nashville (AAA)	.208	22	72	8	15	3	0	2	9	5	10	0	0	.263	.333	2	0	1	1
	Charlotte (AAA)	.252	45	139	19	35	9	0	7	22	16	38	0	2	.340	.468	1	0	1	4
	CHICAGO (AL)	.500	1	2	0	1	0	0	0	1	1	0	0	0	.667	.500	0	0	0	1
2019	Salt Lake (AAA)	.229	26	83	16	19	8	0	6	13	11	28	0	0	.347	.542	0	0	4	2
	LOS ANGELES (AL)	.232	28	69	11	16	3	0	2	7	8	18	0	0	.346	.362	0	0	4	1
	OAKLAND	.7	17	3	5	2	0	1	7	2	4	0	0	0	.368	.588	0	0	0	0
	Las Vegas (AAA)	.308	8	26	2	8	2	1	1	3	3	9	0	0	.387	.557	1	0	1	0
MINOR LEAGUE TOTALS		.253	707	3423	353	613	155	18	103	401	279	455	25	23	.341	.459	29	13	59	56
MAJOR LEAGUE TOTALS		.207	123	338	37	70	22	0	8	38	35	94	0	0	.290	.343	1	1	5	6

GARNEAU CAREER TRANSACTIONS

- Selected by Colorado in the 19th round of the June 2009 draft.
- Claimed off waivers by Oakland from Colorado on Aug. 4, 2017.
- Claimed off waivers by Chicago (AL) from Oakland on May 24, 2018.
- Signed by Los Angeles (AL) to a minor league contract on November 19, 2018.
- Claimed off waivers by Oakland from Los Angeles (AL) on Aug. 3, 2019.
- Signed by the Astros as a free agent on Nov. 26, 2019.

GARNEAU GAME HIGHS

Hits: 2 (7x) -- last, Aug. 4, 2019 vs. St.Louis
 Home Runs: 1(3x) -- Aug. 6, 2019 at Chicago (NL)
 RBI: 2 -- Aug. 6, 2019 at Chicago (NL)
 Stolen Bases: none
 Longest Hitting Streak: 4 -- Oct. 4, 2015,-April 24, 2016
 Career Grand Slams (5): none

GARNEAU CAREER FIELDING

YEAR	POSITION	PCT.	G	PO	A	E	TC	DP
2019	Catcher	.996	34	239	16	1	256	0
	First Base	---	1	0	0	0	0	0
TOTALS	Catcher	.993	120	762	56	6	824	2
	First Base	---	1	0	0	0	0	0



NON-ROSTER INVITEE

RALPH GARZA JR.

Born: 4/6/94 in Edinburg, TX
Opening Day Age: 26
Contract Status: Signed through 2020
Acquired: Selected in the 26th round of the June 2015 draft.
Resides: New Braunfels, TX
ML Service: 0.000

72

RHP

B/T

HEIGHT

WEIGHT

R/R

6'2

220

CAREER HIGHLIGHTS

- Right-handed reliever is entering his sixth professional campaign after being selected in the 26th round of the June 2015 draft...has recorded a 3.79 ERA (135ER/321IP) with a 25-12 record along with 222 strikeouts and a .220 opponent batting average in his five-year minor league career (2015-19).

MINOR LEAGUES:

2019: appeared in 42 games with Round Rock which was the most game by any pitcher in the Astros organization....recorded a 4.04 ERA (35ER/78IP) with 80 strikeouts and five save...held the opposing batters to a .202 batting average and walked just 28 batters...also recorded a career-low 1.09 WHIP...**2018:** posted a 7-2 record with a 3.51 ERA (26ER/66.2IP) with 74 strikeouts in 35 relief appearances...held batters to a .227 batting average...**2017:** notched three saves in five opportunities along with a 3-3 record...recorded a 4.22 ERA (30ER/64IP) in 36 relief appearances...struck out 68 batters while walking 36 batters between Fresno (1g), Buires Creek (20g) and Corpus Christi (15g)...**2016:** played in 40 games as a reliever, recording a 3.35 ERA (28ER/75.1IP) with 64 strikeouts and 26 walks in just his first full professional season...**2015:** appeared in 14 games including three starts with Tri-City, recorded a 3.89 ERA (16ER/37IP) with 47 strikeouts and allowed just one home run.

NOTES

- Attended New Braunfels High School in New Braunfels, TX...was District MVP and was named to the All-State Team in his senior season (2012)...was Freshman of the Year and Cormal County Player of the Year in his Freshman year (2009).
- Went on to attend Oklahoma and pitched for three years (2013-15) for the Sooners...went 2-4 with a 4.08 ERA in 30 appearances out of the bullpen in his junior year...he struck out 49 batters and only walked 12 batters in 46.1 innings pitched in 2015.
- Selected by Houston in the 26th round of the June 2015 draft...signed by Astros scout Jim Stevenson.
- Is signed to a minor league contract for the 2020 season...invited to Major League Spring Training on Jan. 21, 2020.

RALPH ALBERT GARZA JR.

Year	Team	W	L	ERA	G	GS	CG	SHO	SV	IP	H	R	ER	HR	HB	BB	SO	WP	BK	AVG
2015	Tri-City (A)	1	1	3.39	14	3	0	0	0	37.0	37	16	16	1	2	10	47	5	0	.264
2016	Quad Cities (A)	5	4	2.33	32	0	0	0	6	58.0	56	15	15	3	5	16	46	4	0	.256
	Lancaster (A)	1	1	6.75	8	0	0	0	0	17.1	21	15	13	2	2	10	18	1	0	.296
2017	Fresno (AAA)	0	0	9.00	1	0	0	0	0	2.0	1	2	2	0	0	2	2	0	0	.143
	Buies Creek (A)	2	2	3.44	20	0	0	0	3	36.2	36	15	14	2	2	16	43	6	1	.257
	Corpus Christi (AA)	1	1	4.97	15	0	0	0	0	25.1	23	14	14	4	1	18	23	2	0	.253
2018	Corpus Christi (AA)	6	0	3.31	17	0	0	0	0	32.2	27	15	12	0	6	9	34	0	0	.227
	Fresno (AAA)	1	2	3.71	18	0	0	0	0	34.0	29	16	14	3	2	23	40	1	0	.227
2019	Round Rock (AAA)	8	1	4.04	42	0	0	0	5	78.0	57	37	35	9	3	28	80	2	0	.202
MINOR LEAGUE TOTALS		25	12	3.79	167	3	0	0	14	321.0	287	145	135	24	23	132	333	21	1	.240

GARZA CAREER TRANSACTIONS

- Selected by Houston in the 26th round of the June 2015 draft.



ZACK GREINKE

Born: 10/21/83 in Orlando, FL

Opening Day Age: 36

Contract Status: Signed through 2021

Acquired: From Arizona in exchange for IF Seth Beer, RHP J.B. Bukauskas, RHP Corbin Martin and IF Josh Rojas on July 31, 2019.

Resides: Orlando, FL

ML Service: 15.057

21

RHP

HT	WEIGHT	AGE
6'2"	200	36

TABLE OF CONTENTS

GREINKE

CAREER HIGHLIGHTS

- The 2009 AL Cy Young Award winner and six-time All-Star (2009, 2014-15, 2017-19) has won six NL Gold Glove Awards (2014-19) and two Silver Slugger Awards (2013, 2019).
- Has gone 205-123 with a 3.35 ERA (1070ER/2872IP) and 2,622 strikeouts in 488 games (447 starts) in the Majors Leagues across 16 seasons with the Royals (2004-10), Brewers (2011-12), Angels (2012), Dodgers (2013-15), Diamondbacks (2016-19) and Astros (2019).
- Is one of three pitchers in MLB history with at least six All-Star appearances and six Gold Glove Awards, joining Greg Maddux and Bob Gibson.
- Is one of three pitchers to win a Cy Young, Gold Glove and Silver Slugger...also Fernando Valenzuela and Orel Hershiser.
- Ranks seventh all-time in Gold Glove Awards won by a pitcher with six.
- Is one of 12 pitchers all-time to record at least 1,000 strikeouts in both leagues...also Nolan Ryan, Randy Johnson, Gaylord Perry, Fergie Jenkins, Pedro Martinez, Jim Bunning, Cy Young, David Cone, AJ Burnett, Dennis Martinez and Max Scherzer.
- Has won two ERA titles: 2009 (2.16) and 2015 (1.66).
- Has been named NL Pitcher of the Month three times in his career: Aug. 2014 (5-0, 1.23 ERA), April 2009 (5-0, 0.50 ERA), July 2018 (4-0, 1.60 ERA).
- Became the 115th pitcher in MLB history to reach 200 career victories on Aug. 18, 2019 at OAK... is one of two active pitchers with 200 career wins, along with teammate Justin Verlander (225).
- Recorded his 2,000th strikeout on Aug. 24, 2016 vs. ATL (Freddie Freeman)...notched his 1,000th strikeout on June 11, 2011 at CHC (Alfonso Soriano).
- Loves to hit, and has nine career home runs and nine career stolen bases...his nine homers are the third-most among active MLB pitchers behind Madison Bumgarner (19) and Adam Wainwright (10)...hit his first-career home run on June 10, 2005 at ARI off Russ Ortiz.
- In 2015, tied a National League record with six consecutive scoreless starts from June 18-19, joining Orel Hershiser and Don Drysdale...his 45.2 scoreless inning streak from June 18-26 was the fourth-longest streak in the expansion era (since 1961).
- Made starts in three consecutive team games in 2012 with the Brewers (July 7 and 8 vs. HOU and July 13 vs. PIT), becoming the first pitcher to do so since the White Sox' Red Faber on Sept. 3 (doubleheader) and 4, 1917.
- Was named the 2009 AL Cy Young Award winner after posting a 16-8 record with a 2.16 ERA, 51 walks and a career-high 242 strikeouts in 33 starts for Kansas City...went 8-1 with a 0.84 ERA over his first 10 starts, becoming the third pitcher since 1920 to post a sub-1.00 ERA through 10 starts, joining Hall of Famers Hoyt Wilhelm (1959) and Juan Marichal (1966).

NOTES

- Graduated from Apopka High School in Florida in 2002...was named the Gatorade National Baseball Player of the Year after going 9-2 with a 0.55 ERA in 12 games during his senior season.
- Selected by the Royals in the first round (sixth overall) of the 2002 MLB Draft...signed by Royals scout Cliff Pastornicky.
- IN THE COMMUNITY:** Was a strong supporter of the Arizona Diamondbacks Foundation during his time with the club, donating funds and time to support the Boys and Girls Clubs, Phoenix Children's Hospital, Sojourner Center and American Red Cross...Zack and his wife Emily were honorary chairs of 2017 Driving out Domestic Violence Gala in Scottsdale.
- Was a tennis prodigy at age eight before quitting the sport and taking up baseball.
- Is an avid fantasy football player, and was the champion of the D-backs clubhouse league in 2018.
- Was given a samurai sword by Mizuno for his 2009 Cy Young season...kept the sword, but gave his Cy Young award to his parents.
- His brother, Luke, was a 12th-round selection by the Yankees in 2008 and pitched at Class A Staten Island in 2009.
- Was acquired by the Astros as part of a five-player deal prior to the 2019 trade deadline...is under contract with the Astros through the 2021 season.

PLAYER DEVELOPMENT

2019 REVIEW

OPPONENTS

HISTORY AND RECORDS

SPRING TRAINING

MEDIA INFORMATION

MINUTE MAID PARK

- Posted a Royals club-record 43.0-inning streak without an earned run, spanning his final two starts of 2008 and his first four starts of 2009...joined Jim Bagby (1917), Don Drysdale (1968) and Orel Hershiser (1988) as the only pitchers in history to go six straight starts without allowing an earned run.

2019: 35-year-old had another season of elite-level performance, winning 18 games (his most since 2015) while posting an ERA below 3.00 for the fifth time in his career (first year since 2015)...among MLB pitchers, ranked third in walks per 9.0 innings (1.29), tied for fourth in wins, fifth in WHIP (0.98), sixth in strikeout to walk ratio (6.23), sixth in innings pitched (208.2) and ninth in ERA...was named to his sixth All-Star team (also, 2009, 14-15, 17-18)...became one of three Arizona pitchers selected to at least three All-Star Games, joining Randy Johnson (5) and Brandon Webb (3)...joined Greg Maddux (18 AS/8 GG) and Bob Gibson (9 AS/ 9 GG) as the only three pitchers in MLB history with at least five Gold Glove Awards and six All-Star selections...was acquired by the Astros prior to the trade deadline on July 31...went 8-1 with a 3.02 ERA (21ER/62.2IP) and seven quality starts in 10 total starts with Houston...selected to the All-MLB Second Team...earned his 200th career win on Aug. 18 at OAK...threw 7.0 IP, allowing one earned run, while striking out six batters... became the 115th pitcher in MLB history to reach 200 career wins and just the third active pitcher, joining LHP CC Sabathia and RHP Justin Verlander...won 10 games before the All-Star Break for the fourth consecutive season (2016-current), becoming the fourth player in the Wild Card era (since 1995) to accomplish the feat, joining Roy Halladay from 2005-11 (7), Max Scherzer from 2013-18 (6) and Greg Maddux from 1997-2001 (5) (per STATS Inc.)...climbed the MLB all-time strikeout leaderboard this season...currently ranks 26th all-time with 2,622 career strikeouts...entered the season ranked 44th...surpassed seven Hall of Famers: Tom Glavine, Warren Spahn, Bob Feller, Tim Lincecum, Christy Mathewson, Don Drysdale and Jack Morris...recorded his 2,500th career strikeout on May 21 at SD, becoming the 37th player in MLB History to do so...became the fifth active pitcher to reach 2,500 strikeouts, joining CC Sabathia, Justin Verlander, Max Scherzer and Félix Hernández...in five starts in May, went 1-1 with a 2.14 ERA (8ER/33.2IP) and 27 strikeouts...the month was highlighted by his start on May 15 vs. PIT, when he tossed 7.2 scoreless innings in an outing that was tied for his second longest of the season...homered off Clayton Kershaw on June 24 vs. LAD...was the seventh time in MLB history that a Cy Young Award winner homered off a fellow Cy Young Award winner (joined Don Drysdale of the Dodgers as the only ones with multiple home runs (source: Elias Sports Bureau)...threw 6.2 innings and allowed two earned runs in a win on Aug. 23 vs. LAA, improving to 4-0 in his first four starts with the Astros...became the third pitcher in franchise history to win each of his first four regular season starts with Houston...also Roger Clemens (7-0 in first 7 starts in 2004) and Justin Verlander (6-0 in first six starts from 2018-19)...improved to 16-5 with a victory on Sept. 14 at KC, throwing 6.0 innings and allowing one earned run, while striking out seven batters...with the win, secured at least one victory over all 30 MLB franchises in his career...went four consecutive starts without a walk, the longest streak of starts without a walk in his career...marked the longest streak of consecutive starts without a walk by an Astros pitcher since Collin McHugh's four-start streak in 2014...ended up going 29.0 innings without issuing a walk...recorded his best start of the year in his final outing of the regular season, taking a no-hitter into the ninth inning on Sept. 25 at SEA...lost the no-hit bid with one out in the bottom of the 9th inning on a single to Austin Nola...threw a season-high 8.1 innings, allowing no runs while striking out nine batters, his highest total as an Astro...retired each of the first 16 batters he faced before walking Dee Gordon during the bottom of the 6th inning...became the first Houston pitcher to have a no-hitter broken up in the 9th inning since Mike Scott on June 12, 1988 vs. ATL...in five starts in September, went 4-1 with a 2.59 ERA (9ER/31.1IP) and 29 strikeouts...made five starts in the postseason, going 0-2 with a 4.68 ERA (13ER/25IP) and 25 strikeouts...started Game 3 of the ALDS, Games 1 and 4 of the ALCS, and Games 3 and 7 of the World Series...tossed a quality start in Game 1 of the ALCS vs. NYY (3ER/6IP), but took the loss...was his first quality start in the postseason since Game 5 of the 2015 NLDS vs. NYM (3ER/6.2IP)...was his third-career Game 1 start of a postseason series...worked out of a 1st-inning, bases-loaded jam to throw 4.1 innings of one-run ball in Houston's 8-3, ALCS Game 4 win at Yankee Stadium...made six assists in his two World Series starts, the most assists by a pitcher in a single World Series since Greg Maddux made seven assists in the 1996 World Series...five of his assists came during Game 7, the most by a pitcher in a single World Series game since Maddux had five assists in Game 2 of the 1996 WS.

2018: Went 15-11 with a 3.21 ERA, .231 opponent average and a 1.08 WHIP in 33 starts in his third season with the D-backs...named to his fifth All-Star Team (2009, '14-15, '17-18) and to the D-backs' 20th Anniversary Team...reached 30+ starts (ninth time) and 200.0+ innings (eighth)...fell 1 strikeout shy of his seventh career 200-strikeout season...ranked among NL leaders in walks per 9.0 IP (2nd, 1.86), innings (4th, 207.2), strikeout-to-walk ratio (5th, 4.63), quality starts (5th, 21), WHIP (6th, 1.08), wins (T-6th, 15), strikeouts (7th, 199) and ERA (10th, 3.20)...was 1 of 6 NL pitchers with 10+ wins before the All-Star Break (12 - Jon Lester/CHC; 12 - Nola; 12 - Scherzer; 11 - Zack Godley/ARI; 10 - Mikolas)...rated by Baseball America as possessing the NL's Best Control...named NL Pitcher of the Month for July after going 4-0 with a 1.60 ERA (6ER in 33.2 IP), .208 opponent average, 35 strikeouts and 5 walks in 5 starts.

2017: Went 17-7 with a 3.20 ERA, 215 strikeouts, 45 walks and a .230 opponents average in his second season with the D-backs...named to his fourth All-Star team (2009, '14-15, '17), and his first with the D-backs...finished fourth in the NL Cy Young Award voting...ranked among NL leaders in wins (T-2nd), strikeout-to-walk ratio (4th, 4.78), WHIP (4th, 1.07), walks per 9.0 innings (4th, 2.00), innings (4th), strikeouts (5th), ERA (6th) and strikeouts per 9.0 (8th, 9.56)...ranked third in the NL and seventh in the Majors with 5.3 pitchers WAR, trailing Chris Sale (8.1), Corey Kluber (7.5), Max Scherzer (5.9), Carlos Carrasco (5.7), Stephen Strasburg (5.6) and Luis Severino (5.5). In the postseason, took a no-decision in the Wild Card Game vs. Colorado (4 ER in 3.2 IP)...took the loss in NLDS Game 3 vs. Dodgers (3 ER in 5.0 IP).

2016: Went 13-7 with a 4.37 ERA (77 ER in 158.2 IP) in 26 starts in his first season with Arizona...named the D-backs Pitcher of the Year by the Arizona Chapter of the BBWAA...won third consecutive NL Rawlings® Gold Glove Award...tied for second among pitchers with 7 defensive runs saved (also: Dallas Keuchel and Masahiro Tanaka), 1 behind Bartolo Colon...rated by Baseball America as having the Best Changeup in the NL and the second-best control...was the fifth pitcher in team history to amass 10+ wins before the All-Star Break and the first since Patrick Corbin's 11 in 2013...recorded his 2,000th strikeout on Aug. 24 vs. Braves (Freddie Freeman), the 78th pitcher in MLB history to do so...was the sixth-fastest active pitcher (385 games) to reach the 2,000-strikeout plateau, behind Felix Hernandez (310), Cole Hamels (320), Justin Verlander (327), Jake Peavy (333) and CC Sabathia (353) [source: STATS LLC]...ranked third among starting pitchers with a 35.9 chase pct., trailing Noah Syndergaard (36.5) and Masahiro Tanaka (36.5)...was 11-1 with a 3.08 ERA (36 ER in 105.1 IP) from April 15-Aug. 9...earned the win in 8 straight decisions from May 17-Aug. 9...had 2 runs and a stolen base on June 23 @ Rockies, the first pitcher to score 2 runs with a steal a game since Greg Maddux on May 3, 2004 @ Cardinals.

2015: Won second-career ERA title and led the Majors in ERA (1.66), winning pct. (.864, 19-3), WHIP (.084) and quality starts (30)...ranked among the Major League leaders in opponent average (2nd, .187), wins (T-3rd, 19) and innings (5th, 222.2) in 32 starts...won his second straight NL Rawlings® Gold Glove Award...finished runner-up to the Cubs' Jake Arrieta in the NL Cy Young Award balloting, collecting 10 of a possible 30 first-place votes...selected to his second straight All-Star Game (starting pitcher)...his 19 wins were a career high and his ERA was the lowest in the Majors since 1995 (Atlanta's Greg Maddux, 1.63)...tied a NL record (also: Orel Hershiser and Don Drysdale) with six consecutive scoreless starts between June 18-July 19...his 45.2 scoreless inning streak ended on July 26, the fourth-longest streak in the expansion era (since 1961)...had 200 strikeouts for second straight season (fifth overall)...made 12 scoreless starts, tied for the highest total by a NL pitcher since the Cardinals' John Tudor and the Mets' Dwight Gooden each had 13 such starts in 1985...made 21 starts of 1 or fewer earned runs, tied for the highes in the NL since the Cardinals' Bob Gibson had 24 in 1968...was unbeaten during an 11-start stretch from June 18-August 16, going 8-0 with a 1.16 ERA (10 ER in 77.2 IP) in that span...pitched at least 6.0 innings in each of his 32 starts...his streak is the longest by a NL pitcher since Roy Halladay went 42 consecutive starts of 6.0+ IP from 2010-11...set career-highs in at-bats (67), homers (2) and total bases (23)...In the postseason, made 2 starts for the Dodgers in the NLDS vs. Mets, going 1-1 with a 3.29 ERA (5ER/13.2IP)...earned the win in the Game 2 (2ER/7.0IP).

2014: Won 17 games in his second season with Los Angeles-NL...earned his second-career All-Star selection (0 ER in 1.0 IP)...ranked among NL leaders in wins (T-5th), strikeouts (T-5th, 207) and winning pct. (7th, .680)...won his first-career NL Rawlings® Gold Glove Award...recorded his fourth-career 200-strikeout season and averaged 9.21 strikeouts-per-9.0 IP, the fifth-best in the NL...went 12-0 with a 1.74 ERA (19 ER in 98.1 IP) in 15 starts vs. NL West...since 1969, was 1 of 3 pitchers to post 10+ wins without a loss and an ERA of 1.75 or better against divisional opponents, joining Bret Saberhagen vs. AL West in 1989 (12-0, 1.72) and Chris Carpenter vs. NL Central in 2009 (11-0, 1.58)...allowed 2 earned runs or fewer in 22 consecutive starts between July 30, 2013-May 22, 2014, the longest such streak in the Majors since at least 1914. In the postseason, Started Game 2 of the NLDS vs. St. Louis, allowing just 2 hits and 7 strikeouts in 7.0 scoreless innings.

2013: Finished his first season in Dodger blue with a 15-4 record and a 2.63 ERA, the fourth-lowest mark in the NL...topped the NL with a .789 winning percentage and also ranked among the league leaders in wins (15, T-6th), opponents' batting average (.234, T-13th) and WHIP (1.11, 10th)...his ERA was the second-lowest mark of his career, behind only his 2.16 ERA during his 2009 Cy Young season...ended the season by going 7-1 with a 1.58 ERA (14 ER/79.2 IP) in his last 12 starts after July 30...posted a .204 opponents' batting average (59-for-289) and a .093 WHIP, while striking out 73 and walking only 15 in that span...from July 30-conclusion of the season, Greinke's ERA was the second-lowest mark in the Majors behind only Clayton Kershaw (1.55) Posted a single-season, career-high seven-game winning streak from Aug. 5-Sept. 17, going 7-0 with a 1.61 ERA (11 ER/61.2 IP) in nine starts...selected as the NL's Pitcher of the Month in August, when he was 5-0 in five starts, tying for the Major League lead in wins while posting a 1.23 ERA (five earned runs in 36.2 IP), which was good for the fourth-lowest mark among qualifying Major League pitchers...his .211 (28-for-133) opponents' batting average was tied for the eighth-lowest mark among N.L. hurlers...fanned 30 in his 36.2 innings, while walking just eight batters...recorded his only shutout of the year on July 13 against the Rockies, allowing just two hits and striking out nine in the Dodgers' 1-0 victory...in 14 home starts, went 8-2 with a 2.11 ERA (22 ER/93.2 IP), the sixth-lowest home ERA in the NL...suffered a left fractured clavicle on April 11 at San Diego when Carlos Quentin charged the mound after he was hit by a pitch in the sixth inning and underwent surgery on April 13 to fix the injury with a metal plate used to stabilize the fracture...did not make his next start until May 15 after a stay on the disabled list...completed his third consecutive errorless season and has not committed an error since July 16, 2010, a span of 104 games...won a Silver Slugger Award after leading pitchers with a .328 batting average, 19 hits, six walks (T-1st) and a .400 on-base percentage...his batting average was the highest by a Dodger pitcher since Orel Hershiser's .356 mark in 1993...has posted double-digit wins for the sixth consecutive season, joining Justin Verlander, James Shields, Ricky Nolasco, Tim Lincecum, Jered Weaver, Mark Buehrle and CC Sabathia as the only pitchers to accomplish this...Los Angeles went 22-6 in Greinke's 28 starts...went 1-1 with a 2.57 ERA in three postseason starts...in the postseason, limited opponents to a .189 batting average (14-for-74) with 17 strikeouts and just two walks in 21.0 innings...had the best start of his postseason career in Game 1 of the NLCS at St. Louis, allowing two runs on four hits and striking out a postseason career high 10 batters in 8.0 innings in a no-decision (eventual 3-2 loss in 13 innings).

2012: Went a combined 15-5 with a 3.48 ERA in 34 combined starts with Milwaukee and the Angels...acquired by

the Angels on July 27 in exchange for IF Jean Segura, RHP Johnny Hellweg and RHP Ariel Peña...eclipsed 200 innings (212.1 IP) for the fourth time in the last five seasons while reaching the 200-strikeout plateau for the third time in the last four years...made a career-high 34 starts, while his five losses were his fewest in a full season...began the season with Milwaukee, going 9-3 with a 3.44 ERA in 21 starts...made starts in three consecutive team games (July 7 and 8 vs. Houston and July 13 vs. Pittsburgh), becoming the first pitcher since Red Faber (Sept. 3 (DH) and 4, 1917) did it with the White Sox...went 15-0 with a 2.93 ERA (48 ER/147.2 IP) in 23 starts at Miller Park during his two seasons with the Brewers...it was the longest home winning streak in franchise history and he became just the fourth pitcher in MLB history to win each of his first 15 home decisions with a new team...took the loss in his Angels debut on July 29 vs. Tampa Bay at Angel Stadium, snapping his 19-game home winning streak despite allowing just two runs in 7.0 innings...was his first home loss since July 26, 2010 in the Royals' 19-1 loss to the Twins, a span of 29 starts...struck out 13 in just 5.0 innings on Sept. 25 vs. Seattle, becoming the first pitcher since 1920 to record 13 strikeouts in a start of 5.0 innings or less...the 13 strikeouts were a season high and his 17th career start with 10 or more punchouts...tied an Angels club record (fifth time) with four strikeouts in the fourth inning...went 7-3 with a 3.91 ERA (49 ER/112.2 IP) in 19 road starts, his first winning season on the road since 2009...tossed 7.0 or more innings in 20 starts and made 20 quality starts...finished the season on a season-long five-game winning streak, going 5-0 with a 2.04 ERA (13 ER/57.1 IP) in his last eight starts after Aug. 24.

2011: Went 16-6 with a 3.83 ERA in 28 starts during his first season with Milwaukee, his only full campaign in the National League...produced 19 quality starts with the Brewers, going 21-7 in his starts...tied his career high for wins (2009) and tied for sixth in the National League in that category...ranked seventh overall in the National League in strikeouts (201), but trailed only Clayton Kershaw (203) beginning on May 4 (his Brewers debut)...joined Yovani Gallardo (207) as the first pair of Brewers teammates to record at least 200 strikeouts in the same season...made five starts with double-digit strikeouts, all 10-strikeout games...went 11-0 with a 3.13 ERA in 15 home starts (33 ER/95.0 IP)...became just the 14th pitcher in modern Major League history (since 1900) to win at least 10 games at home without a loss in a single season...his current home winning streak is the longest in franchise history by any pitcher after joining the team...the previous mark of 8-0 was shared by Cal Eldred (1991-92) and John Axford (2010-11)...posted a 5.66 ERA over his first 12 starts (43 ER/68.1 IP), going 7-3...posted a 2.61 ERA over his final 16 starts (30 ER/103.1 IP), going 9-3...allowed two earned runs or fewer in 14 of his final 16 starts...was named Brewers Pitcher of the Month for July (1-1, 2.27 ERA) and August (5-1, 3.02 ERA)...began the season on the 15-day disabled list with a fractured left rib...suffered the injury in Spring Training during a pickup game of basketball...made rehab starts with Single-A Brevard County (1 G) and Triple-A Nashville (2 G) before he was reinstated from the disabled list on May 4...made his Brewers debut in the second game of a doubleheader on May 4 at Atlanta and took an 8-0 loss (4.0 IP, 5 H, 5 R, 4 ER, BB, 6 K, HR)...earned his first win as a Brewer in a 4-3 victory on May 9 vs. San Diego (6.0 IP, 5 H, 2 R, 2 ER, 9 K)...belted his second career home run on May 25 vs. Washington with a solo shot off Jason Marquis...also struck out 10 batters over 7.0 innings in the 6-4 win...tied his career high with a six-game winning streak over seven starts from May 9-June 11 while posting a 4.30 ERA (21 ER/44.0 IP)...made three starts during the postseason, going 1-1 with a 6.48 ERA (12 ER/16.2 IP)...started Game 2 of the NLDS vs. Arizona on Oct. 2 at Miller Park and received no decision in the Brewers' 9-4 win (5.0 IP, 8 H, 4 R, 4 ER, 7 K, 3 HR)...started two games in the NLCS vs. St. Louis, going 1-1 with a 6.17 ERA (8 ER/11.2 IP)...started Game 1 of the NLCS on Oct. 9 at Miller Park and earned his first career postseason victory in the 9-6 win (6IP, 8 H, 6 R, 6 ER, 2 BB, 6 K, 1 HR...also started Game 5 on Oct. 14 at Busch Stadium and took a 7-1 loss (5.2 IP, 7 H, 5 R, 2 ER, 2 BB, HBP).

2010: Went 10-14 with a 4.17 ERA in 33 starts with Kansas City...produced 21 quality starts with the Royals going 12-21 overall in his starts...ranked seventh in the American League in innings pitched (220.0)...reached 200 or more innings for the third consecutive season...pitched at least 8.0 innings in 10 starts, including three complete games...went 1-8 with a 4.05 ERA in his first 13 starts (36 ER/80.0 IP) and 9-6 with a 4.24 ERA in his last 20 starts (66ER/140.0 IP)...made the first Opening Day start of this career on April 5 vs. Detroit (6.0 IP, 6 H, 2 R, ER, BB, 4 K)...had no decision in the Royals' 8-4 loss...posted a 2.51 ERA over his first seven starts of the season (13 ER/46.2 IP) but was winless (0-4)...earned his first win of the season in his eighth start on May 13 vs. Cleveland...after going 1-8, picked up his second win of the season in his 14th start on June 13 at Cincinnati as he tossed a 7-3 complete game...notched a season-high 12 strikeouts in that start...from June 13-July 6 recorded a season-high four-game winning streak over five starts while posting a 3.00 ERA (13 ER/39.0 IP)...was traded to Milwaukee, along with SS Yuniesky Betancourt and cash, in exchange for SS Alcides Escobar, OF Lorenzo Cain, RHP Jeremy Jeffress and RHP Jake Odorizzi on Dec. 19.

2009: Was the American League Cy Young Award winner as he went 16-8 with a 2.16 ERA in 33 starts...set career bests in every major pitching category...became the third Royals pitcher to win the Cy Young Award, joining Bret Saberhagen (1985 and 1989) and David Cone (1994)...was an All-Star for the first time in his career...was named American League Pitcher of the Week for the periods of April 13-19 and Aug. 24-30...led the Majors with a 2.16 ERA and held opponents to a .230 batting average, which ranked second in the American League behind Felix Hernandez (.227)...produced 26 quality starts, which tied the Giants' Tim Lincecum for second in the Majors, trailing the Mariners' Felix Hernandez (29)...had six complete games, which tied the Indians'/Phillies' Cliff Lee for second in the Majors, trailing the Blue Jays' Roy Halladay (9)...his three shutouts trailed only Halladay (4)...his 242 strikeouts ranked second in the American League behind the Tigers' Justin Verlander (269)...also ranked among the American League leaders in innings pitched (229.1, 5th) and wins (16, T-7th)...the Royals went 17-16 in his starts...went 8-1 with a 0.84 ERA over his first 10 starts (7 ER/75.0 IP)...did not allow an earned run in any of his first four starts, winning each contest (0 ER/29.0 IP)...became just the third pitcher since 1920 to post a sub-1.00 ERA through 10 starts as he joined Hall of Famers Hoyt

Wilhelm (1959) and Juan Marichal (1966)...posted a franchise-record 43.0 consecutive innings without allowing an earned run, which dated back to his final two starts of 2008 and included his first four starts of 2009...the streak was broken in the first inning of his start on April 29 vs. Toronto... joined Don Drysdale (1968) and Orel Hershiser (1988) as the only pitchers in Major League history to have six straight starts without allowing an earned run...was named American League Pitcher of the Month for April, going 5-0 with a 0.50 ERA in five starts (2 ER/36.0 IP) from April 8-May 4 recorded a career-best six-game winning streak over his first six starts of the season, posting a 0.40 ERA (2 ER/45.0 IP)...he became just the third pitcher in Major League history to win each of his first six starts of the season with an ERA of 0.40 or lower, joining Walter Johnson (1913) and Fernando Valenzuela (1981)...notched four 10-strikeout games along with a career-high and franchise-record 15-strikeout effort over 8.0 innings in a 6-2 win on Aug. 25 vs. Cleveland...broke the record of Mark Gubicza, who had 14 strikeouts on Aug. 27, 1988 vs. Minnesota...tossed a one-hit shutout in a 3-0 victory on Aug. 30 at Seattle, becoming just the fourth pitcher since 1900 to follow a 15-strikeout game with a one-hitter...joined Vida Blue (1971), Randy Johnson (1998) and Pedro Martinez (1999) on the list...allowed a walk to Bill Hall and a single to Kenji Johjima in the second inning before setting down 22 consecutive batters to end the game...went 5-0 with a 1.29 ERA over his last eight starts (8 ER/ 56.0 IP)...the streak began with his 15-strikeout game on Aug. 25 vs. Cleveland.

2008: Went 13-10 with a 3.47 ERA in 32 starts with Kansas City...produced 23 quality starts, which tied the Indians' Cliff Lee and the Blue Jays' Roy Halladay for second in the American League, trailing the White Sox's Mark Buehrle (24)...also ranked among the American League leaders in strikeouts (T-5th, 183) and ERA (10th, 3.47)...the Royals went 17-15 in his starts...reached 200+ innings (202.1) for the first time in his career...tossed his only complete game of the season in a 5-1 victory on April 14 at Seattle, throwing a five-hitter (1 BB, 4K)...recorded 10 strikeouts over 6.0 innings in a 7-3 win on June 24 vs. Colorado and a season-high 11 strikeouts over 7.1 innings in a 4-2 win on July 28 at Oakland...posted a 1.60 ERA over his last eight starts, going 4-2 (9ER/50.2 IP).

2007: Went 7-7 with a 3.69 ERA and a save in 52 games (14 starts) with Kansas City...went 3-6 with a 3.80 ERA as a starter (29 ER/68.2 IP) and 4-1 with a 3.54 ERA as a reliever (21 ER/53.1 IP)...produced four quality starts with the Royals going 5-9 in his 14 starts...began the year in the starting rotation, going 1-4 with a 5.71 ERA in seven starts (22 ER/34.2 IP) before moving to the bullpen...returned to the rotation on Aug. 24 and went 2-2 with a 1.85 ERA in seven starts to finish the season (7 ER/34.0 IP)...notched the only save of his pro career on June 29 vs. Chicago (AL)...recorded the first double-digit strikeout game of his career in a 3-0 win on Sept. 20 vs. Chicago (AL)...had 10 strikeouts over 8.0 innings.

2006: Opened the season on the 60-day disabled list for personal reasons...made his season debut on June 2 with Double-A Wichita during a rehab assignment...was reinstated from the disabled list on June 21 and optioned to Wichita...went 8-3 with a 4.34 ERA in 18 games (17 starts) at Wichita and was named Wichita Pitcher of the Year...was recalled by Kansas City on Sept. 19...went 1-0 with a 4.26 ERA in three relief appearances with the Royals.

2005: In his first full season in the Majors went 5-17 with a 5.80 ERA in 33 starts with Kansas City...his 17 losses led the American League...also ranked among the league leaders in earned runs allowed (T-2nd, 118), runs allowed (4th, 125), hits allowed (T-4th, 233) and hit batters (T-4th, 13)...from April 18-May 25 recorded a career-high six-game losing streak over eight starts, posting a 4.84 ERA (26ER/48.1 IP)...threw the first complete game of his career in a 3-1 loss on May 10 at Toronto (8.0 IP, 6 H, 3 R, 3 ER, 2 BB, 2 K, HR)...is first win of the season came on May 31 vs. New York (AL) in his 11th start...was 0-6 with a 4.13 ERA through 10 starts (26ER/56.2 IP)...belted his first career home run on June 10 at Arizona with a solo shot off Russ Ortiz...also in that start allowed career highs in runs (11) and hits (15) in just 4.1 innings, but received no decision in the Royals' 12-11, 10-inning loss...his other complete game in 2005 came in a rain-shortened 5-0 loss on July 3 vs. Los Angeles (AL) (5.0 IP, 12 H, 5 R, 5 ER, BB, K).

2004: Began the season at Triple-A Omaha, where he went 1-1 with a 2.51 ERA in six starts...contract was selected by Kansas City on May 22...went 8-11 with a 3.97 ERA in 24 starts with the Royals...produced 13 quality starts with the Royals, going 9-15 in his 24 starts...went 2-8 with a 4.77 ERA in his first 12 starts (38 ER/71.2 IP) and 6-3 with a 3.19 ERA in his last 12 starts (26ER/73.1 IP)...made his Major League debut on May 22 at Oakland and received no decision in the 5-4 loss (5.0 IP, 5 H, 2 R, 2 ER, BB, K, HR, HBP)...his first career strikeout victim was Eric Byrnes...was the youngest active player in the Major Leagues (20 years, 7 months, 1 day) at the time of his debut...earned his first Major League victory in a 4-2 win on June 8 vs. Montreal (7 IP, 3 H, 5 K)...was his fourth start...was named Royals Pitcher of the Year, joining Dennis Leonard (1975) as the only rookies to receive the honor.

MINOR LEAGUES:

2003: Was named The Sporting News Minor League Pitcher of the Year and Royals Minor League Pitcher of the Year...went 15-4 with a 1.93 ERA in 23 starts between Class-A Wilmington and Double-A Wichita...held opponents to a .221 batting average...was named Carolina League Player of the Year at Wilmington after going 11-1 with a 1.14 ERA in 14 starts while holding opponents to a .178 batting average...started the California-Carolina League All-Star Game...struck out two and pitched a perfect fourth inning in the All-Star Futures Game...was selected as the top prospect in the Carolina League, according to Baseball America...was promoted to Wichita in July and went 4-3 with a 3.23 ERA in nine starts...**2002:** Was selected by Kansas City in the first round (sixth overall) of the First-Year Player Draft...was named Gatorade National Baseball Player of the Year after going 9-2 with a 0.55 ERA in 12 games during his senior season at Apopka High School (63.0 IP, 8 BB, 118 K)...in his first professional season went 0-0 with a 3.97 ERA in 6 games (five starts) between the Rookie Gulf Coast League Royals, Class-A Spokane and Class-A Wilmington...following the season pitched in the Puerto



Rican Winter League.

PERSONAL:

Zack and his wife, Emily, reside in Orlando, Fla., with their children, Bode and Griffin.

DONALD ZACHARY GREINKE

Year	Team	W	L	ERA	G	GS	CG	SHO	SV	IP	H	R	ER	HR	HB	BB	SO	WP	BK	AVG
2002	GCL Royals (R)	0	0	1.93	3	3	0	0	0	4.2	3	1	1	0	0	3	4	1	0	.200
	Spokane (A)	0	0	1.93	3	3	0	0	0	4.2	3	1	1	0	0	3	4	1	0	.200
	Wilmington (A)	0	0	0.00	1	0	0	0	0	2.0	1	0	0	0	0	0	0	0	0	.167
2003	Wilmington (A)	11	1	1.14	14	14	3	1	0	87.0	56	16	11	5	2	13	78	1	0	.178
	Wichita (AA)	4	3	3.23	9	9	0	0	0	53.0	58	20	19	5	3	5	34	0	0	.286
2004	Omaha (AAA)	1	1	2.51	6	6	0	0	0	28.2	25	8	8	2	2	6	23	2	1	.234
	KANSAS CITY	8	11	3.97	24	24	0	0	0	145.0	143	64	64	26	8	26	100	1	1	.256
2005	KANSAS CITY	5	17	5.80	33	33	2	0	0	183.0	233	125	118	23	13	53	114	4	2	.309
2006	Wichita (A)	8	3	4.34	18	17	1	0	0	105.2	233	125	118	23	13	53	114	4	2	.309
	KANSAS CITY	1	0	4.26	3	0	0	0	0	6.1	7	3	3	1	0	3	5	0	0	.280
2007	KANSAS CITY	7	7	3.69	52	14	0	0	1	122.0	122	52	50	12	3	36	106	3	1	.265
2008	KANSAS CITY	13	10	3.47	32	32	1	0	0	202.1	202	87	78	21	4	56	183	8	1	.257
2009	KANSAS CITY	16	8	2.16	33	33	6	3	0	229.1	195	64	55	11	4	51	242	5	0	.230
2010	KANSAS CITY	10	14	4.17	33	33	3	0	0	220.0	219	114	102	18	7	55	181	4	0	.260
2011	Brevard County (A)#	0	0	0.00	1	1	0	0	0	3.0	1	0	0	0	0	0	4	0	0	.100
	Nashville (AAA)#	0	1	4.70	2	2	0	0	0	7.2	10	4	4	1	0	2	9	0	0	.333
	MILWAUKEE	16	6	3.83	28	28	0	0	0	171.2	161	82	73	19	4	45	201	10	0	.333
2012	MILWAUKEE	9	3	3.44	21	21	0	0	0	123.0	120	49	47	7	0	28	122	4	0	.254
	LOS ANGELES-AL	6	2	3.53	13	13	0	0	0	89.1	80	35	35	11	2	26	78	4	0	.242
2013	LOS ANGELES-NL	15	4	2.63	28	28	1	1	0	177.2	152	54	52	13	7	46	148	5	0	.234
	Rancho Cucamonga (A) 0	0	0	6.23	1	1	0	0	0	4.1	6	8	3	1	0	0	4	0	0	.286
2014	LOS ANGELES-NL	17	8	2.71	32	32	0	0	0	202.1	190	69	61	19	2	43	207	12	0	.247
2015	LOS ANGELES-NL	19	3	1.66	32	32	1	0	0	222.2	148	43	41	14	5	40	200	7	0	.187
2016	ARIZONA	13	7	4.37	26	26	1	1	0	158.2	161	80	77	23	0	41	134	1	0	.262
	AZL D-Backs (R)#	0	1	0.00	1	1	0	0	0	3.0	4	1	0	0	0	0	5	0	0	.308
	Reno (AAA)#	0	1	9.00	1	1	0	0	0	5.0	9	5	5	2	0	2	5	1	0	.391
2017	ARIZONA	17	7	3.20	32	32	1	0	0	202.1	172	80	72	25	0	45	215	12	0	.230
2018	ARIZONA	15	11	3.21	33	33	0	0	0	207.2	181	77	74	28	6	43	199	4	0	.231
2019	ARIZONA	10	4	2.90	23	23	0	0	0	146.0	175	73	68	21	4	30	187	1	0	.220
	HOUSTON	8	1	3.02	10	10	0	0	0	62.2	58	25	21	6	1	9	52	1	1	.246
MINOR LEAGUE TOTALS		24	11	3.09	59	57	4	1	0	308.2	278	120	106	28	13	58	265	12	1	.239
MAJOR LEAGUE TOTALS		205	123	3.35	488	447	16	5	1	2872.0	2661	1151	1070	292	69	667	2622	86	6	.245

#Rehab Assignment

WILD CARD GAME RECORD

Year	Team/Opponent	W	L	ERA	G	GS	CG	SHO	SV	IP	H	R	ER	HR	HB	BB	SO	WP	BK	AVG
2017	ARI/COL	0	0	9.82	1	1	0	0	0	3.2	6	4	4	0	0	1	1	0	0	.353

DIVISION SERIES RECORD

Year	Team/Opponent	W	L	ERA	G	GS	CG	SHO	SV	IP	H	R	ER	HR	HB	BB	SO	WP	BK	AVG
2011	MIL/ARI	0	0	7.20	1	1	0	0	0	5.0	8	4	4	3	0	0	7	0	0	.364
2013	LAD/ATL	0	1	3.00	1	1	0	0	0	6.0	4	2	2	0	0	0	3	0	0	.182
2014	LAD/STL	0	0	0.00	1	1	0	0	0	7.0	2	0	0	0	1	2	7	1	0	.087
2015	LAD/NYM	1	1	3.29	2	2	0	0	0	13.2	11	5	5	3	0	1	17	0	0	.229
2017	ARI/LAD	0	1	5.40	1	1	0	0	0	5.0	4	3	3	2	0	5	4	0	0	.222
2019	HOU/TB	0	1	14.73	1	1	0	0	0	3.2	5	6	6	3	1	1	5	0	0	.313
TOTALS		1	4	4.46	7	7	0	0	0	40.1	34	20	20	11	2	9	43	1	0	.228

CHAMPIONSHIP SERIES RECORD

Year	Team/Opponent	W	L	ERA	G	GS	CG	SHO	SV	IP	H	R	ER	HR	HB	BB	SO	WP	BK	AVG
2011	LAD/STL	1	1	6.17	2	2	0	0	0	11.2	15	11	8	1	1	4	6	0	0	.288
2013	LAD/STL	1	0	2.40	2	2	0	0	0	15.0	10	4	4	0	0	2	14	0	0	.192
2019	HOU/NYY	0	1	3.48	2	2	0	0	0	10.1	10	4	4	2	0	4	11	1	0	.250
TOTALS		2	2	3.89	6	6	0	0	0	37.0	35	19	16	3	1	10	31	1	0	.243

WORLD SERIES RECORD

Year	Team/Opponent	W	L	ERA	G	GS	CG	SHO	SV	IP	H	R	ER	HR	HB	BB	SO	WP	BK	AVG
2019	HOU/WSH	0	0	2.45	2	2	0	0	0	11.0	9	3	3	1	0	5	9	0	0	.231



GREINKE CAREER TRANSACTIONS

- Selected by Kansas City in the first round (sixth overall pick) of the June 2002 draft.
- On Disabled List, April-June 21, 2006 (personal reasons).
- On Suspended List, Aug, 10-15, 2008.
- Acquired by Milwaukee from Kansas City along with IF Yuniesky Betancourt and cash in exchange for OF Lorenzo Cain, IF Alcides Escobar, RHP Jeremy Jeffress and RHP Jake Odorizzi on Dec. 9, 2010.
- On Disabled List, March 22-May 4, 2011 (fractured left rib).
- Acquired by the Los Angeles (AL) from Milwaukee in exchange for RHP Johnny Hellweg, RHP Ariel Pena and IF Jean Segura on July 27, 2012.
- Signed a six-year contract with Los Angeles (NL) as a free agent on Dec. 10, 2012.
- On Disabled List, April 12-May 15, 2013 (broken left collarbone).
- Declined his mutual option with Los Angeles (NL) and declared free agency on Nov. 4, 2015.
- Signed a six-year contract with Arizona as a free agent on Dec. 8, 2015.
- On Disabled List, June 28-Aug. 9, 2016 (strained left oblique).
- Acquired by Houston from Arizona in exchange for IF Seth Beer, RHP J.B. Bukauskas, RHP Corbin Martin and IF Josh Rojas on July 31, 2019.

GREINKE CAREER HIGHS

Longest Winning Streak:9 -- Sept. 13, 2008-May 4, 2009
Longest Losing Streak:5 -- June 13, 2004-July 6, 2004
Strikeouts:15 -- August 25, 2009 vs. Cleveland
Walks:7 (2x) -- last, July, 3, 2013 at Colorado
Innings (starter):9 (10x) -- last, June 6, 2016 vs. Tampa Bay
Innings (relief):4 -- June 14, 2007 vs. St. Louis
Low-Hit Game (CG):1 -- August 30, 2009 at Seattle

TABLE OF
CONTENTS

GREINKE

PLAYER
DEVELOPMENT

2019 REVIEW

OPPONENTS

HISTORY
AND RECORDS

SPRING TRAINING

MEDIA
INFORMATION

MINUTE MAID
PARK



YULI GURRIEL

Born: 6/9/84 in Sancti Spiritus, Cuba

Opening Day Age: 35

Contract Status: Signed through 2020

Acquired: Signed as a free agent on July 16, 2016.

Resides: Miami, FL

ML Service: 3.043

10

IF

B/T	HEIGHT	WEIGHT
R/R	6'0"	215

CAREER HIGHLIGHTS

- Versatile first baseman has batted .293 (516x1760) with 123 doubles, four triples, 65 home runs, 104 RBI, 14 steals and a .808 OPS (.330 OBP/.478 SLG) in 311 career games in the Major Leagues across four seasons with the Astros (2016-19).
- In 2019, set career highs in games (144), at-bats (564), runs (85), hits (168), homers (31), RBI (104), walks (37), on-base percentage (.343), slugging percentage (.541) and OPS (.884).
- Is one of the top contact hitters in the Majors...his 10.7% strikeout rate (7450/1274PA) since his debut season in 2016 is the fourth-lowest in the Majors in that span, behind Andrelton Simmons (8.6%), Joe Panik (9.0%) and Dustin Pedroia (10.4%).
- Recorded his 80th double in his 300th career game on Sept. 17, 2018...became the first Cuban-born player in MLB history to reach 80 doubles within his first 300 career Major League games.
- Set a single-season franchise record for batting average with runners in scoring position with his .403 mark (56x139) in 2018...surpassed the previous club record of .389 set by Jose Cruz in 1986.
- In 2017, finished fourth in the AL Rookie of the Year voting and was named the Astros Rookie of the Year by the Houston Chapter of the BBWAA...hit .299 (158x529) with 43 doubles, 18 homers, 75 RBI and an .817 OPS...set franchise rookie records for doubles, total bases (257), extra-base hits (62) and slugging percentage (.485)...his 43 doubles were the most by an AL rookie since Nomar Garciaparra hit 44 in 1997.
- A natural third baseman, has worked to become one of the game's top defensive first basemen...in 2017, led all Major League first basemen in total 'scoops' with 51, per STATS LLC, while ranking third in successful scoop percentage (87.9%)...in 2018, finished fourth among AL first basemen in scoop percentage with an 86.1% mark.
- Has hit .280 (28x100) with nine doubles, three triples and 11 RBI in 26 career postseason games with Houston...ranks tied for second in club history in career postseason doubles with Craig Biggio, behind only George Springer (10).
- His 21 hits in the 2017 postseason marked the second-most recorded all-time by a rookie in a single postseason...fell one hit shy of Derek Jeter's record set in 1996...his 21 hits also marked the most by a Cuban-born player in a single postseason in MLB history...set MLB records for extra-base hits (10) and doubles (7) by a rookie in a single postseason.
- Spent parts of 15 seasons playing in Cuba's Serie Nacional for Sancti Spiritus (2001-13) and Industriales (2014-15)...won league MVP honors twice (2005, 2006)...also played the latter part of the 2014 season in the Japan Central League with Yokohama...between both foreign leagues, hit .335 (1585x4735) with 250 homers, 1,018 RBI, 121 stolen bases and a .997 OPS (.417 OBP/.580 SLG).

NOTES

- Is the son of Cuban Serie Nacional star, Lourdes Gurriel, who managed Yulieski during his career in Cuba...is the brother of Yulieski Gurriel and Toronto Blue Jays infielder Lourdes Gurriel Jr., who both also played in the Serie Nacional.
- Internationally, played for the Cuban National Team, which won the gold medal in the 2004 Olympics and the silver in the 2008 Olympics...also represented Cuba in the 2006, 2009 and 2013 World Baseball Classics...was named to the 2006 World Baseball Classic All-Tournament Team...also played with the Cuban National Team in the Baseball World Cup, International Cup, Pan American Games and Central American and Caribbean Games.
- Was one of nine Cuban players signed or acquired by the Astros from 2015-16, joining OF Yordan Alvarez, RHP Rogelio Armenteros, OF Norberto Castellanos, CF Alejandro Garcia, LHP Cionel Perez, RHP Yoanis Quijala, SS Anibal Sierra and RHP Carlos Sierra.
- Became the eighth Cuban-born player (fourth position player) to play in the Majors with Houston...also: OF Roman Mejias (1962), LHP Mike Cuellar (1965-68), RHP Aurelio Monteagudo (1966), IF Marty Martinez (1969-71), OF Sandy Valdespino (1969), RHP Oscar Zamora (1978) and LHP Raul Valdes (2014).
- Signed a five-year Major League free agent contract with Houston on July 16, 2016...his deal runs through the 2020 season.

2019: 35-year-old had a career-year in what was his fourth Major League season...set career highs in games (144), at-bats (564), runs (85), hits (168), homers (31), RBI (104), walks (37), on-base percentage (.343), slugging percentage (.541) and OPS (.884)...at 35 years old, became the oldest player in club history to have a season with 40+ doubles, 30+ HR and 100+ RBI, besting Jeff Bagwell's age-33 season in 2001...became the third-oldest player in MLB history with a season like this, behind David Ortiz' age-40 season in 2016 and Vinny Castilla's age-36 season in 2004...became the fifth Cuban-born player in MLB history to reach 40 doubles, 30 HR and 100 RBI in a season...joined Jose Abreu (2017), Yoenis Cespedes (2015), Kendrys Morales (2009), Rafael Palmeiro (1993, 1996)...showed his versatility, playing multiple positions around the diamond...played in 110 games at first base (104 starts), 42 games at third base (36 starts) and four games at second base (2 starts)...among AL players, ranked tied for fifth in doubles and ninth in RBI...posted a career-best 86.3% contact rate, the eighth-best mark in the AL...recorded a 10.6% strikeout rate, the fourth-lowest mark in the AL...batted .438 (7x16) with two grand slams with the bases loaded...received an AL Player of the Month award (July) and an AL Player of the Week award (July 1-7)...was batting .258 with a .681 OPS entering June 23...from June 23 through the end of the season, hit .338 (95x281) with 22 doubles, 26 homers, 72 RBI and a 1.087 OPS (.393 OBP/.694 SLG) over his final 73 games...in that span, ranked fifth in the Majors in homers, third in OPS, third in batting average, tied for second in RBI and second in slugging percentage...made his second-career Opening Day roster and started on Opening Day at first base (2x4), his second-career Opening Day start...exited the game on Sept. 6 with left hamstring discomfort...returned to action on Sept. 14...on April 6 vs. OAK, night...tied the Minute Maid Park record for doubles in a game (3), last reached by Alex Bregman on Sept. 4, 2018...set a new career-high for doubles in a game...fell a triple shy of the cycle on April 12 at SEA, going 3x5 with a double and a grand slam...was his fourth-career grand slam (last, Sept. 21, 2018 vs. LAA)...went 41 consecutive plate appearances without a strikeout from May 31-June 11...recorded his first career walkoff home run and second career walkoff hit on June 28 vs. SEA...hit a walkoff double on June 29 vs. SEA, his second-straight game with a walkoff hit...became the first Astros player with walkoff hits in consecutive games since Geoff Blum (walkoff singles from June 10-11, 2009 vs. CHC)...on July 2 at COL, went 3x5 with two home runs, a double and four RBI...hit a go-ahead two-run homer in the 7th inning...was his second-career multi-HR game (also Sept. 21, 2018 vs. LAA)...homered in five consecutive games from July 2-7, becoming the fifth Astros player in club history to homer in five straight games, joining Jose Altuve (2019), Morgan Ensberg (2006), Carlos Beltran (2004), and Cliff Johnson (1975)...recorded an RBI in seven straight games from June 28-July 7, the longest RBI streak by an Astros player since Marwin Gonzalez's eight-game streak from July 2-14, 2017...had an 11-game hitting streak from June 23-July 7, in which he hit .400 (18x45) with three doubles, nine home runs and 15 RBI...per the Elias Sports Bureau...became the third player in club history to hit nine homers in an 11-game span, joining Jeff Bagwell (2000) and Glenn Davis (1990)...hit 11 homers in a 15-game span from June 23-July 14, joining Richard Hidalgo (Sept. 2000) as the only players in club history to accomplish this (Elias Sports)...was named the AL Player of the Week for the week of July 1-7...was his second-career weekly award (also Sept. 17-23, 2018)...hit .429 (9x21) with six homers and 13 RBI in five games during the week...homered in five-straight games at Minute Maid Park from July 5-20, which tied the longest streak in the venue's history with Morgan Ensberg (April 10-21, 2005)...posted an extra-base hit in 10 straight home games from June 28-July 23, which marked a franchise record, previously held by Carlos Lee (9 games in 2011)...set a club record for homers in a single July with 12...fell one homer shy of the record for homers in any single month, which was set by Jeff Bagwell in June of 1994...posted 31 RBI in July, tied for the second-most in franchise history for a single July with Bagwell and Derek Bell, who both reached 31 in July of 1995...posted a career-long 18-game hitting streak from July 12-31...was named the AL Player of the Month for July, his first-career monthly award...during the month, ranked tied for first among AL players in hits (39), second in batting (.398), second in HR (12), second in RBI (31), second in SLG (.837), second in OPS (1.264) and fifth in OBP (.427)...posted his third-career multi-homer game on Aug. 7 vs. COL...on Aug. 8 vs. COL went 2x4 with a three-run double, three-run homer and a career-high 8 RBI...tied the Astros franchise record for RBI in a single game, set by J.R. Towles on Sept. 20, 2007...set a Minute Maid Park record for RBI in a game, topping Guriel's previous record of seven RBI that he set on Sept. 21, 2018 vs. LAA...tied a Major League record for RBI by a Cuban-born player in a single game, joining Yasmani Grandal (May 7, 2015 at MIL) and Jose Canseco (June 13, 1994 vs. SEA)...joined Jeff Bagwell as the only Astros players ever to have multiple games with at least seven RBI...tied a Major League record for RBI during a two-game series (11) during the Colorado series (Aug. 7-8), also reached by Vladimir Guerrero (June 2004 vs. BOS), Travis Hafner (July 2004 at ANA) and Cal Ripken Jr. (May 1996 at SEA)...tied the franchise record for RBI in a single series of any length, matching Jeff Bagwell's record of 11 RBI set during a 3-game series at KC in July of 2001...on Aug. 8, had his fifth-straight game with a homer against the Rockies...hit seven total homers across those five games, which was the longest streak by a Major Leaguer vs. Colorado since Giancarlo Stanton's five-game streak with a homer from 2016-17...batted .250 (18x72) with a team-best 13 RBI and five strikeouts in the postseason...marked the fifth-most RBI by an Astro in a single postseason...posted his 12th-career postseason double in Game 2 of the World Series, giving him the second-most doubles in Astros franchise history behind George Springer's 14...homered in Game 7 of the World Series, his eighth-career extra-base hit in the WS, the most in MLB history by a Cuban-born player.

2018: Set career highs in runs (70), walks (23) and RBI (85) in what was his second full Major League season...was named AL Player of the Week for the week of Sept. 16-23...showed his versatility, playing multiple positions around the diamond...played in 109 games at first base (99 starts), 21 games at third base (13 starts), 15 games at second base (11 starts) and two games at shortstop (1 start)...batted .403 (56x139) with runners in scoring position, the second-best mark in the Majors behind Joe Mauer (.407, 22x81)...set a new club record for batting average w/RISP in a single season, besting Jose Cruz and his .389 (49x126) mark set in the 1986 season...

underwent successful left hand surgery to remove the hook of the hamate bone on March 28...the procedure was performed by Dr. Thomas Mehlhoff at Texas Orthopedic Hospital...began the season on the Restricted List and served a five-game suspension...placed on the 10-day DL on April 3...activated from the DL on April 13...placed on the Paternity List on June 28 and was activated on July 1...went 4x5 with a double and two RBI on May 4 at ARI, tying his single-game career-high for hits...posted a 12-game hitting streak from May 24-June 6...matched his single-game career high in hits on June 10 at TEX, going 4x5 with a homer and two RBI...hit his second-career grand slam on June 24 vs. KC...led off the 2nd inning with a double before hitting a grand slam later in the inning, becoming the first Astros player with two hits, including a grand slam, in the same inning since George Springer on June 24, 2016 at KC...batted .330 (31x94) with three homers and 21 RBI in June, ranking tied for sixth in the AL in RBI during the month...recorded his first-career walkoff hit on July 5 vs. CWS, an RBI-single in the bottom of the 9th inning...posted a career-long 13-game hitting streak from July 3-20...hit his 80th career double on Sept. 17 vs. SEA in what was his 300th career game in the Majors...the 80 doubles marked the most by a Cuban-born player within his first 300 career games in the Major Leagues...went 3x4 with two homers and seven RBI on Sept. 21 vs. LAA...was his first-career multi-homer game...hit his third-career grand slam, and second of the season...set a career-high in RBI, which were also a new Minute Maid Park record...marked the most RBI by an Astro since J.R. Towles recorded a club-record eight RBI on Sept. 20, 2007 at STL...also tied a club record for RBI by a first baseman, a mark Jeff Bagwell reached twice (July 7, 2001 at KC, Aug. 13, 2000 at PHI)...his 81 RBI are a new career-high...on Sept. 21, he and his brother Lourdes Gurriel Jr. became the first set of brothers to record multiple homers on the same day in MLB history (Elias Sports Bureau)...became the fourth pair of brothers ever to combine for four homers on the same day (STATS, Inc.)...also Cal Ripken Jr. (3HR) and Billy Ripken (1HR) on May 28, 1996, Dom DiMaggio (1HR) and Joe DiMaggio (3HR) on June 20, 1948, and Bob Meusel (1HR) and Irish Meusel (3HR) on July 1, 1925...was named AL Player of the Week for the week of Sept. 16-23...during the week, hit .433 (13x30) with three doubles, three homers, 10 RBI and a 1.267 OPS (.433 OBP/.833 SLG) in seven games, five of which were Astros victories...among American League players during the week, ranked first in RBI, tied for first in hits and tied for second in both runs scored (8) and total bases (25)...was his first-career weekly award...finished the three-game series against the Angels from Sept. 21-23 with 10 RBI, falling one RBI short of the franchise record for RBI in a single three-game series...played in five games on a rehab assignment with Double A Corpus Christi in April, batting .429 (9x21) with four doubles and three RBI...posted his second 13-game hitting streak of the season from Sept. 14-29...the 13-game streaks were the longest by an Astros player in 2018...recorded multiple hits in six straight games from Sept. 19-25...hit .226 (7x31) with two doubles, one homer and three RBI in eight postseason games...hit a three-run homer in Game 1 of the ALCS at BOS...doubled in Game 5 of the ALCS vs. BOS...was his 13th-career extra-base hit in the postseason, surpassing Hall of Famer Tony Perez for the most by a Cuban-born player in MLB history...was his ninth-career postseason double, tying Craig Biggio for the second-most in club history behind George Springer (11)...played in five games with Double A Corpus Christi on an injury rehab assignment (April 5-10), batting .429 (9x21) with four doubles and three RBI.

2017: Had a spectacular first full season in the Major Leagues as a 33-year-old rookie...was still considered a rookie because he recorded 130 at-bats in 2016, falling one at-bat shy of exceeding the MLB rookie threshold...set franchise rookie records for doubles (43), total bases (257), extra-base hits (62) and slugging percentage (.485)...broke the record for extra-base hits and doubles set by Hunter Pence (56 XBH, 30 doubles) in 2007, the record for total bases set by Joe Morgan (251) in 1965 and the record for slugging percentage set by Jeff Bagwell (.437) in 1991...led the Astros and all Major League rookies with 43 doubles, which also ranked tied for seventh in the AL...tied for the ninth-most doubles by a rookie in AL history, and the most by an AL rookie since Nomar Garciaparra hit 44 in 1997...led all Major League rookies in batting average, ranking second among AL rookies in extra-base hits (62) and hits (158), and third in runs (69) and OPS (.817)...finished seven RBI shy of the franchise rookie record set by Jeff Bagwell (82) in 1991...marked the second-most RBI ever hit by a rookie in club history...his .817 OPS was also the second-best mark by a rookie in club history behind Bagwell's 1991 season (.824)...struck out just 62 times in 564 plate appearances, giving him the fifth-lowest strikeout rate in the Majors (11%), and the third-lowest in the AL...was the lowest strikeout rate by an Astros rookie since Bill Doran posted a 10.7% mark in 1983...saw just 3.42 pitches per plate appearance, the lowest mark in the Major Leagues...per Statcast, had 204 batted balls reach an exit velocity above 95 miles per hour, the ninth-most in the Majors and the sixth-most in the AL behind Manny Machado (250), Jose Abreu (230), Robinson Canó (223), Mookie Betts (209) and Nelson Cruz (204)...hit above .300 in all but one month this year (May)...hit .329 in April, .309 in June, .304 in July, .323 in August and .319 in September...made 130 starts at first base and four starts at third base...hit 39 doubles as a first baseman, the fourth-highest single season total by a first baseman in club history...marked the most since Lance Berkman hit 46 doubles as a first baseman in 2008...made his first career Opening Day roster and start...started at first base on April 3 vs. SEA...at 32 years, 298 days old, became the oldest rookie in club history to make an Opening Day start...recorded a career-high three hits on April 11 at SEA...hit the first grand slam of his career in a 2x4 performance on May 15 at MIA...set a career-high with four RBI...marked the first time in club history that the Astros hit grand slams in consecutive games...posted an 11-game hitting streak from May 28-June 11, the longest streak of his career and the longest by an Astros rookie since George Springer had an 11-game streak in 2014...recorded 24 doubles prior to the All-Star Break, the most in club history by a rookie...the last rookies to record 24 doubles prior to the All-Star Break were Geovany Soto and Daniel Murphy in 2008...recorded three hits in three straight games from July 1-4...also

recorded multiple extra-base hits and multiple RBI in each of those three games, becoming the first player in club history with a three-game streak of multiple extra-base hits and multiple RBI...hit a two-run, two-out go-ahead double off his fellow countryman Aroldis Chapman on July 1 vs. NYY that propelled Houston to a 7-6 win...set a career-high for hits on July 21 at BAL, going 4x5 with a homer and two RBI...per Elias, became the oldest player to record his first four-hit game in the Majors since John Jaso hit for the cycle on Sept. 28, 2016 at 33 years old...was named the AL Rookie of the Month for July after batting .304 with nine doubles, five homers, 20 RBI and an .899 OPS...led all AL rookies in hits (28), doubles, RBI, slugging percentage (.565) and OPS...tied Lance Berkman (2000) for the franchise record for doubles in a single month of July by a rookie...hit .304 (21x69) with seven doubles, one triple, two homers, eight RBI and an .864 OPS in 18 postseason games...21 hits marked the second-most in Major League history for a rookie in a single postseason...fell one hit shy of the MLB record set by Derek Jeter in 1996...set a Major League record for extra-base hits by a rookie in a single postseason with 10...surpassed Evan Longoria, who posted nine extra-base hits in 2008...set an MLB record for doubles by a rookie in a single postseason with 7, topping Dustin Pedroia (2007)...set a franchise record for doubles in a single postseason...only three players in MLB history recorded more doubles in a single postseason: David Freese (8 in 2011), Albert Pujols (8 in 2011) and Ben Zobrist (8 in 2015)...his 21 hits marked the most in Major League history by a Cuban-born player in a single postseason...batted .529 (9x17) in the ALDS vs. BOS...his nine hits in the ALDS marked the second-most hits by a rookie in a single Division Series in MLB history, behind only Ichiro Suzuki, who had 12 hits in the 2001 ALDS...became the first player in franchise history to record a hit in each of his first six postseason games...went 4x4 in Game 3 of the ALDS at BOS, tying a franchise record for hits in a postseason game...went 3x5 with a double and a triple in Game 4 of the ALDS at BOS...recorded a hit in six consecutive at-bats over Games 3-4 of the ALDS, setting a MLB postseason rookie record (Elias)...became the second player in club history to record at least three hits in consecutive postseason games, joining Craig Biggio (2004)...became the first player in club history with a double and a triple in a postseason game when he did so in Game 4 of the ALDS at BOS...became the fifth player in MLB history to record a double and a triple in a postseason game where his team clinched a series victory, joining A.J. Pollock (2017), Andre Ethier (2009), Frankie Crosetti (1938) and Lou Gehrig (1937)...hit a three-run bases-loaded double in Game 4 of the ALCS at NYY...was the first three-run double in the ALCS since Tulowitzki's in Game 5 of the 2015 ALCS...homered in Game 3 of the World Series, becoming the first rookie in club history to homer in a World Series game...was his first career postseason homer...became the second rookie in MLB history to hit a homer and a double in a World Series game, joining Tom Tresh (1962 WS Game 5)...received a five-game suspension from MLB following Game 3 of the World Series to be served at the start of the 2018 season...hit a game-tying, three-run homer off Clayton Kershaw in Game 5 of the World Series...joined Tony Perez (1975) as the only Cuban-born players to have multiple homers in a single World Series...became the eighth rookie in MLB history to hit multiple homers in a single World Series, joining Charlie Keller (1939), Michael Conforto (2015), Andruw Jones (1996), Willie McGee (1982), Reggie Smith (1967), Tony Kubek (1957) and Jim Gilliam (1953).

2016: Made his debut in the Majors, recording 34 hits in 36 games with seven doubles, three homers and 15 RBI...made 20 starts at third base, seven starts at designated hitter, four starts at first base and one start in left field...after signing with the Astros on July 16, made four stops in the Astros minor league system: Gulf Coast League (R), Lancaster (A), Corpus Christi (AA), Fresno (AAA)...recalled to the Major League club on Aug. 21...made his Major League debut on Aug. 21 at BAL, going 1x2 with a walk as DH...at 32 years and 73 days, became the third-oldest position player to make his Major League debut with the Astros, behind Pidge Browne (33.023) and Alan Zinter (34.030)...joined Dae-ho Lee as the only players in the Majors to debut at 32-or-older (Lee was 33.288 years old with Seattle) in 2016...went 2x3 with two doubles and two RBI on Aug. 27 vs. TB...were his first career extra-base hits and RBI...became the first Astros player to record at least two doubles and two RBI in a game within his first five Major League games...hit his first career homer on Sept. 7 at CLE...also homered the following day on Sept. 8 at CLE...was batting .344 over his first 19 games in the Majors (through Sept. 12)...was the highest by an Astro over his first 19 games in the Majors (with an AB) since Hunter Pence hit .356 (26x73) in 2007...had a nine-game hitting streak from Sept. 4-12...batted .361 (13x36) with a double, three homers and six RBI in that span...in 15 overall games during his minor league stint (all four levels combined), hit .250 (14x56) with four doubles, two HR and 14 RBI with starts at third base, left field, and designated hitter.

FOREIGN LEAGUES:

2015: In his final foreign season, recorded an incredible .500 (87x174) batting average with 20 doubles, 15 homers, 51 RBI and a 1.463 OPS (.589 OBP/.874 SLG) in 49 games for Industriales in Cuba's Series Nacional...led the league in batting, on-base and slugging, while ranking in the top 10 in doubles, runs and home runs...**2014:** Was given a rare permission by Cuban authorities to play abroad and joined the Yokohama DeNA BayStars in Japan's Central League...hit a solid .305 (73x239) with 22 doubles and 11 homers in 62 games for Yokohama but after only one season in Japan, he returned to Cuba to recuperate from an injury...in what was his first time playing in a league outside of Cuba, ranked fifth in Japan in slugging (.536)...would join Industriales in Cuba for 49 games and hit .343 (60x175) with 18 doubles, seven home runs and 35 RBI...finished fourth in the league in OPS (1.009) and fifth in slugging (.577)...**2013:** After playing 12 seasons for Sancti Spiritus, joined Industriales, playing 81 games, while hitting .313 (93x297) with 21 doubles, 16 home runs and 69 RBI...led the league in home runs and slugging (.566), while ranking tied for first in RBI, second in runs (63), third in OPS (.991), seventh in doubles and eighth in hits and walks (54)...**2012:** Played his 12th and final season with Sancti Spiritus and hit

.325 (91x280) with 18 doubles and 52 RBI in 79 games...**2011:** Ranked sixth in the league in slugging (.586) and seventh in OPS (1.020)...two of the five players that finished ahead of him in slugging became Major Leaguers in Jose Abreu (.837) and Hector Olivera (.626)...**2010:** Finished tied for sixth in the Series Nacional in RBI, trailing current big leaguers Yoenis Cespedes (99) and Jose Abreu (93)...**2009:** Rotated between second base and third base in the 2009 World Baseball Classic, when Cuba failed to make the finals in a global baseball event for the first time in 58 years...hit .333 with two homers, five runs and six RBI in a solid six games...in regular season play, led Sancti Spiritus to a division title and had one of his best professional seasons, hitting .363 (125x344) with career highs in home runs (30) and RBI (105)...led the league in RBI and finished tied for second in homers...**2008:** Hit .229 in the 2008 Olympics as Cuba won the Silver medal...in regular season play, hit .399 with 22 home runs, 90 RBI and 77 runs in 84 games...ranked among the league leaders in hits (131, 2nd), triples (7, tied for 4th), homers (7th), total bases (233, 2nd), RBI (90, 2nd), average (2nd) and slugging (.710, 2nd)...was named the League's All-Star third baseman and shared Gold Glove honors...**2007:** Hit .278 as Cuba's No. 3 hitter and third baseman in the 2007 Pan-American Games...hit one of the three homers for the Gold Medal winners...batted .275 in the 2007 Baseball World Cup as Cuba won the Silver Medal...in regular season play, hit .302, with 68 runs scored and 71 RBI in 79 games...ranked tied for fifth in the league in home runs (22), tied for sixth in RBI and was second in sacrifice flies (7)...was named to the Serie Nacional All-Star team at third base...**2006:** Was the star of the Cuban National Team which lost in the final of the 2006 World Baseball Classic...also played in the 2006 Central American and Caribbean Games, in which he hit .300 and led the tourney with nine runs in seven games while driving in seven...hit .389 in the 2006 Intercontinental Cup with 10 runs and eight RBI in nine games...in the 2006 qualifiers for the 2008 Olympics, hit .314 with four HR and 12 RBI in nine games...earned his second consecutive Serie Nacional MVP Award after hitting .345 (120x348) with 28 doubles, 13 homers and 46 RBI in 88 games...**2005:** Led the 2005 Baseball World Cup with eight homers and was second with 19 RBI en route to being named to the All-Tournament Team...hit .319 with 12 runs in 11 games...outpaced Joey Votto, who finished second in home runs, three behind Gurriel...won his first Serie Nacional MVP Award after hitting .291 (95x326) with 13 doubles, nine home runs and 60 RBI in 89 games as a 21-year-old...**2004:** Was a member of the Gold Medal Winning Cuban team at the 2004 Olympics...**2003:** In the 2003 Baseball World Cup, hit .358 with five doubles, three homers, nine runs and 13 RBI in nine games to help Cuba win the title...was error-free in 23 chances at second base...in regular-season play, hit .358 (77x215) with 42 RBI...finished second in the league in slugging (.614) and seventh in batting average...**2002:** Played for Cuba in the 2002 Intercontinental Cup and went 0x3 with a run...was just beginning his career in Cuba, as he played his regular season at the age of 18...**2001:** Debuted for Sancti Spiritus at the age of 17 and hit .300 (106x353) with 26 doubles and 50 RBI.

PERSONAL:

Yuli and his wife, Lianet, reside in Miami, Fla. with their sons Yeremi and Jayden.

YULIESKI GURRIEL

Year	Team	AVG	G	AB	R	H	2B	3B	HR	RBI	BB	SO	SB	CS	OBP	SLG	SF	SH	HB	E
2001	Sancti Spiritus (CNS)	.300	-	353	59	106	26	5	7	50	8	33	7	6	.320	.462	5	4	6	-
2002	Sancti Spiritus (CNS)	.291	-	315	57	97	20	4	16	65	45	41	12	3	.379	.520	4	0	3	-
2003	Sancti Spiritus (CNS)	.358	-	233	49	77	14	7	9	42	19	25	7	3	.419	.614	5	0	2	-
2004	Sancti Spiritus (CNS)	.341	-	370	80	126	16	7	23	86	29	47	11	1	.398	.608	6	0	0	-
2005	Sancti Spiritus (CNS)	.291	89	326	42	95	13	6	9	60	23	24	1	5	.345	.451	5	2	3	17
2006	Sancti Spiritus (CNS)	.345	88	348	65	120	28	0	13	46	50	23	12	5	.441	.537	11	0	1	5
2007	Sancti Spiritus (CNS)	.302	79	295	68	89	14	1	22	71	48	20	3	0	.407	.580	9	0	7	17
2008	Sancti Spiritus (CNS)	.399	84	328	77	131	22	7	22	90	48	23	11	5	.472	.710	1	0	4	6
2009	Sancti Spiritus (CNS)	.363	89	344	90	125	17	2	30	105	54	29	5	4	.455	.686	6	0	3	6
2010	Sancti Spiritus (CNS)	.339	87	327	74	111	21	2	20	81	48	17	3	0	.436	.599	11	0	4	20
2011	Sancti Spiritus (CNS)	.324	89	321	58	104	18	0	22	85	61	34	14	4	.434	.586	7	0	7	14
2012	Sancti Spiritus (CNS)	.325	79	280	51	91	18	3	8	52	44	20	8	5	.423	.496	6	0	3	18
2013	Industriales (CNS)	.313	81	297	63	93	21	3	16	69	54	31	10	8	.425	.566	6	1	3	-
2014	Yokohama (JPCL)	.305	62	239	46	73	22	0	11	30	15	40	3	0	.349	.536	2	0	2	7
	Industriales (CNS)	.343	49	175	40	60	18	1	7	35	27	18	11	2	.432	.577	2	0	2	-
2015	Industriales (CNS)	.500	49	174	55	87	20	0	15	51	38	3	3	0	.589	.874	7	0	5	10
2016	GCL Astros (R)	.286	2	7	0	2	1	0	0	0	0	0	0	0	.286	.429	0	0	0	0
	Lancaster (A)	.429	4	14	2	6	2	0	1	9	0	3	0	0	.375	.786	2	0	0	0
	Corpus Christi (AA)	.118	5	17	0	2	0	0	0	3	1	6	0	0	.158	.118	1	0	0	1
	Fresno (AAA)	.222	4	18	3	4	1	0	1	2	1	4	0	0	.263	.444	0	0	0	0
	HOUSTON	.262	36	130	13	34	7	0	3	15	5	12	1	1	.292	.385	1	0	1	1
2017	HOUSTON	.299	139	529	69	158	43	1	18	75	22	62	3	2	.332	.486	6	0	7	9
2018	Corpus Christi (AA)#	.429	5	21	3	9	4	0	0	3	0	4	0	0	.429	.619	0	0	0	1
	HOUSTON	.291	136	537	70	156	33	1	13	85	23	63	5	1	.323	.428	7	0	6	5
2019	HOUSTON	.298	144	564	85	168	40	2	31	104	37	65	5	3	.343	.541	6	0	5	7
FOREIGN (15 SEASONS)		.335	925	4725	974	1585	308	48	250	1018	611	428	121	51	.417	.580	93	7	55	104
MINOR LEAGUE TOTALS		.299	20	77	8	23	8	0	2	17	2	19	0	0	.305	.481	3	0	0	3
MAJOR LEAGUE TOTALS		.298	455	564	237	516	123	4	65	279	87	202	14	7	.330	.478	20	0	19	22

DIVISION SERIES RECORD

Year	Team/Opp.	AVG	G	AB	R	H	2B	3B	HR	RBI	BB	SO	SB	CS	OBP	SLG	SF	SH	HB	E
2017	HOU/BOS	.529	4	17	1	9	1	1	0	0	1	1	0	0	.556	.706	0	0	0	0
2018	HOU/CLE	.182	3	11	2	2	1	0	0	0	3	3	0	0	.357	.273	0	0	0	0
2019	HOU/TB	.316	5	19	1	6	1	0	0	4	1	0	1	0	.350	.368	0	0	0	0
DS TOTALS		.362	12	47	4	17	3	1	0	4	5	4	1	0	.423	.468	0	0	0	0

CHAMPIONSHIP SERIES RECORD

Year	Team/Opp.	AVG	G	AB	R	H	2B	3B	HR	RBI	BB	SO	SB	CS	OBP	SLG	SF	SH	HB	E
2017	HOU/NYY	.250	7	24	2	6	3	0	0	4	2	4	0	0	.308	.375	0	0	0	0
2018	HOU/BOS	.250	5	20	3	5	1	0	1	3	2	2	0	0	.318	.450	0	0	0	0
2019	HOU/NYY	.125	6	24	1	3	0	0	1	4	1	0	0	0	.154	.250	1	0	0	0
LCS TOTALS		.206	18	68	6	14	4	0	2	11	5	6	0	0	.257	.353	1	0	0	0

WORLD SERIES RECORD

Year	Team/Opp.	AVG	G	AB	R	H	2B	3B	HR	RBI	BB	SO	SB	CS	OBP	SLG	SF	SH	HB	E
2017	HOU/LAD	.214	7	28	2	6	3	0	2	4	1	5	0	0	.241	.536	0	0	0	1
2019	HOU/WSH	.310	7	29	3	9	2	0	1	5	2	5	0	0	.355	.483	0	0	0	0
WS TOTALS		.263	14	57	5	15	5	0	3	9	3	10	0	0	.300	.509	0	0	0	1

GURRIEL CAREER TRANSACTIONS

- Signed by Houston as a free agent on July 16, 2016.
- On Restricted List, March 29-April 3, 2018.
- On Disabled List, April 3-13, 2018 (left hand surgery).

GURRIEL GAME HIGHS

Hits: 4 (4x) -- last, Aug. 10, 2018 at Baltimore

Home Runs: 2 (4x) -- Aug. 14, 2019 at Chicago (AL)

RBI: 8 -- Aug. 7, 2019 vs. Colorado

Stolen Bases: 1 (14x) -- last, Sept. 28, 2019 at Los Angeles (AL)

Longest Hitting Streak: 18 -- July 12-31, 2019

Career Grand Slams (5): May 15, 2017 at Miami (Junichi Tazawa)
 June 24, 2018 vs. Kansas City (Jason Hammel)
 Sept. 21, 2018 vs. Los Angeles (AL) (Andrew Heaney)
 April, 12, 2019 vs. Seattle (Ruben Alaniz)
 July 7, 2019 vs. Los Angeles (AL) (Cam Bedrosian)



LEADOFF HR

PINCH-HIT HR

WALK-OFF HR

No. Date Opp. Pitcher
none

No. Date Opp. Pitcher
none

No. Date Opp. Pitcher
1 6/28/19 SEA Festa

GURRIEL CAREER FIELDING

YEAR	POSITION	PCT.	G	PO	A	E	TC	DP
2019	First Base	.996	110	728	73	3	804	58
	Second Base	.875	4	1	6	1	8	0
	Third Base	.967	42	25	64	3	92	7
TOTALS	First Base	.995	335	2524	215	15	2754	244
	Second Base	.953	20	13	28	2	43	7
	Third Base	.974	91	52	133	5	190	14
	Shortstop	1.000	2	1	3	0	4	1
	Outfield	-	1	0	0	0	0	0



NON-ROSTER INVITEE

RYAN
HARTMAN

Born: 4/21/94 in Anaheim, CA

Opening Day Age: 25

Contract Status: Signed through 2020

Acquired: Selected in the ninth round of the June 2016 draft.

Resides: Anaheim, CA

ML Service: 0.000

69

LHP

B/T HEIGHT WEIGHT
L/L 6'3 234

CAREER HIGHLIGHTS

- Left-hander has pitched to a 24-18 record and a 3.85 ERA (167ER/390.2IP) with 398 strikeouts in 89 games (59 starts) in the Astros minor league system from 2016-19.
- Had a breakout 2018 season where he was named a *Baseball America* Double A All-Star, a Texas League Midseason All-Star and a Texas League Postseason All-Star...won the Texas League pitching triple crown by leading the league in ERA (2.69), strikeouts (143) and wins (11).

MINOR LEAGUES:

2019: Went 6-7 with a 5.84 ERA (75ER/115.2IP) with 117 strikeouts and just 45 walks in 25 games (19 starts) with Triple A Round Rock...**2018:** Was named a *Baseball America* Double A All-Star and received Texas League Midseason and Postseason All-Star honors...went 11-4 with a 2.69 ERA (36ER/120.2IP), 26 walks and 143 strikeouts in 25 games (18 starts) for Double A Corpus Christi...led the Texas League in wins, ERA and strikeouts...named the Texas League Pitcher of the Week for the week of June 18-24...led all Astros minor league pitchers in wins, walks per 9.0 innings (1.94) and strikeout to walk ratio (5.50)...struck out a career-high 11 batters in 6.1 shutout innings on May 17 vs. San Antonio...**2017:** Went 5-7 with a 3.64 ERA (44ER/108.2IP) in 25 games (16 starts) between Class A Advanced Buies Creek (16g) and Class A Quad Cities (9g)...began the year at Quad Cities and was promoted to Buies Creek on May 31...**2016:** Posted a 2-0 record with a 2.36 ERA (12ER/45.2IP), seven walks and 48 strikeouts in 14 games (6 starts) at Class A Short Season Tri-City.

NOTES

- Graduated from Savanna HS in Anaheim, Calif. in 2012...was selected as his league's MVP in both 2011 and 2012...was also tabbed as a First-Team CIF selection as a shortstop in 2011.
- Attended Cypress College for his freshman and sophomore seasons...posted a 2.51 ERA in 17 games as a freshman in 2013 and a 3.17 ERA in 12 games in 2014.
- Transferred to Lindsey Wilson College in 2015 and was a First-Team All Mid-South Conference selection...went 10-2 with a 2.04 ERA and 103 strikeouts in 15 games.
- Played his senior season at Tennessee Wesleyan College, going 10-1 with a 0.64 ERA (7ER/98IP), 12 walks and 129 strikeouts...led the NAIA in ERA and was named a Perfect Game/Rawlings Pitcher of the Year...also named Appalachian Athletic Conference Pitcher of the Year.
- Selected by the Astros in the ninth round of the 2016 MLB Draft...signed by Astros scout Bobby St. Pierre.
- Was invited to his first Major League Spring Training on Jan. 22, 2019...is signed to a minor league contract for the 2020 season.

RYAN HARTMAN

Year	Team	W	L	ERA	G	GS	CG	SHO	SV	IP	H	R	ER	HR	HB	BB	SO	WP	BK	AVG
2016	Tri-City (A)	2	0	2.36	14	6	0	0	0	45.2	42	13	12	4	3	7	48	3	0	.240
2017	Quad Cities (A)	3	1	2.72	9	5	0	0	1	39.2	32	12	12	4	1	14	37	4	0	.222
	Buies Creek (A)	2	6	4.17	16	11	0	0	1	69.0	67	35	32	8	2	19	53	5	0	.254
2018	Corpus Christi (AA)	11	4	2.69	25	18	0	0	0	120.2	104	41	36	11	2	26	143	2	0	.235
2019	Round Rock (AAA)	6	7	5.84	25	19	1	0	2	115.2	135	80	75	27	3	45	117	4	0	.288
MINOR LEAGUE TOTALS		24	18	3.85	89	59	1	0	4	390.2	380	181	167	54	11	111	398	18	0	.254

HARTMAN CAREER TRANSACTIONS

- Selected by the Astros in the ninth round of the June 2016 draft.



NON-ROSTER INVITE

JARED HUGHES

Born: 7/4/1985 in Stamford, CT

Opening Day Age: 34

Contract Status: Signed through 2020

Acquired: Signed as a minor league free agent on Feb. 17, 2020.

Resides: Prosper, TX

ML Service: 7.162

28

RHP

5'7" HEIGHT 240 WEIGHT
R/R

TABLE OF CONTENTS

HUGHES

PLAYER DEVELOPMENT

2019 REVIEW

OPPONENTS

HISTORY AND RECORDS

SPRING TRAINING

MEDIA INFORMATION

MINUTE MAID PARK

CAREER HIGHLIGHTS

- One of the Major Leagues' most reliable relievers has posted a sterling 2.88 ERA over 524 career apps for the Pirates, Brewers, Reds and Phillies.
- His 417 apps over the last six seasons (2014-2019) are third-most in the majors (Bryan Shaw 1st, 439g).
- Over the last eight years beginning in 2012, his first full Major League season, his 2.85 ERA ranks ninth-best among relief pitchers who made at least 440 apps (Aroldis Chapman 2.10, Craig Kimbrel 2.15, Kenley Jansen 2.39, Andrew Miller 2.50, Steve Cishek 2.72, Tony Watson 2.72, Mark Melancon 2.77 and David Robertson 2.85).
- Also from 2012-2019, leads all relievers in ground ball rate of 61.6% and opponent GIDP with 75.
- Since his Major League debut in 2011 has thrown 945 ground balls, second-most by any pitcher in that span (Brad Ziegler 1101).
- Is the only pitcher in Reds history to produce an ERA below 2.00 (1.94) while making more than 70 apps (72).
- Began the 2018 season with 55 apps without allowing more than 1 run, the longest single-season consecutive games streak by any pitcher in Reds history.
- In 2018 voting of the local chapter of the Baseball Writers' Association of America, received the Johnny Vander Meer Award as the Reds' Most Outstanding Pitcher and the Joe Nuxhall Good Guy Award.
- In both 2015 and 2016 received the Chuck Tanner Award, presented annually by the Pittsburgh chapter of the BBWAA to the Pirates player most cooperative with the media.
- Also in 2016 was the Pirates' nominee for the Roberto Clemente Award for representing baseball on and off the field through extraordinary character, community involvement, philanthropy and positive contributions.

NOTES

- Is a 2003 graduate of Santa Margarita High School in California.
- Pitched one year (2004) at Santa Clara University and transferred to Long Beach State...went 16-7 in his two season (2005-06) at Long Beach, where he was a teammate of Evan Longoria and Troy Tulowitzki...went 8-4 with a 3.67 ERA in 16 starts in 2006 and was an honorable mention All-Big West player...was a second team All-Big West selection in 2005...was one of three Long Beach State players selected on the first day of the 2006 draft (Longoria in the first round and Andrew Carpenter by Philadelphia in the second round)...was named a second-team summer All-American by Baseball America following a perfect 7-0 record and a 1.62 ERA in the Cape Cod League in 2005.
- Was drafted by the Pirates in the 4th round of the June 2006 draft...signed by Pirates scout Brad Cameron.
- Signed by Houston as a free agent on Feb. 17, 2020 to minor league contract with an invite to Major League Spring Training...is signed to a one-year contract for the 2020 season.

- Helped anchor the Pirates' bullpen during their three-year Postseason run from 2013-2015.

2019: Appeared in 72 games between Cincinnati (47g) and Philadelphia (25g)...recorded a 4.04 ERA (32ER/71.1IP) with 34 strikeouts, 1.18 WHIP and a .224 opponent batting average...his 72 appearances were tied for the eighth-most in the National League behind only (Alex Claudio, Wander Suero, Andrew Chafin, Craig Stammen, Michael Lorenzen and Andrew Miller)...ranks 25th amongst active pitchers in appearances (524)...on Aug. 17 vs. San Diego, tossed a scoreless for his 500th career MLB appearance...recorded an seven-game scoreless streak (9.1IP) from May 31-June 22, where he struck eight batters and allowed opponents to bat .036 (1x28) with just two walks.

2018: In voting of the local chapter of the BBWAA, received the Johnny Vander Meer Award as the Reds' Most Outstanding Pitcher and the Joe Nuxhall Good Guy Award...led the pitching staff in apps, tied for 12th-most in the National League...his 1.94 ERA was the lowest of his career and fourth-best in the Major Leagues among all pitchers who threw at least 78.0 innings (Oakland's Blake Treinen 0.78, New York (AL) Jacob deGrom 1.70, Tampa Bay Blake Snell 1.89)...became the first pitcher in franchise history to produce an ERA below 2.00 while making more than 70 apps and only the fourth Reds pitcher with an ERA below 2.00 in 70 apps or fewer...LHP John Franco (1988), RHP Doug Bair (1978) and RHP Ted Abernathy (1967) each produced an ERA below 2.00 in exactly 70 apps...following 2.0 scoreless innings on May 5 vs. Miami that dropped his ERA from 2.12 to 1.89, his season ERA stayed below 2.00 following all but two apps the rest of the season (2.04 on Sept. 20, 2.01 on Sept. 23)...finished the season with four scoreless apps (3.2IP) to drop his ERA from 2.04 to its final 1.94...began the season with 55 apps without allowing more than one run, the longest single-season consecutive games streak by any pitcher in Reds history and the longest single-season streak by any pitcher in the Major Leagues since Cleveland's Andrew Miller produced a 57-game streak from April 7-Sept. 3, 2016...didn't allow more than one run in a game until his 56th appearance, Aug. 20 at Milwaukee (0.2IP, two runs)...the previous franchise single-season record for consecutive apps without allowing more than one run was 46, shared by Jeff Shaw (1997) and Manny Parra (2013)...until 8/20 at Milwaukee, Hughes hadn't allowed more than one run in a game since July 26, 2017 for Milwaukee at Washington (0.1IP, 4R) and posted a 1.32 ERA during that 78-game streak...through June 13, his ERA was a season-best 0.99 through 31 apps (36.1IP, 4ER)...recorded seven saves, his single-season career high...five of his seven saves required more than three outs...16 times threw more than one inning, eight times pitched at least two innings and on April 24 vs. Atl threw a season-high 2.2 innings (2H, OR, OBB, 2K)...induced 13 GIDP, just two behind Major League leader Brian Flynn of the Royals...18 times pitched on consecutive days, tying Raisel Iglesias for the staff high, and four times pitched on three consecutive days...on 4/24 vs. Atl threw 2.2 scoreless innings to earn his first victory as a Red...was his longest outing since July 9, 2016 for Pittsburgh vs. Chicago (NL) (career-high 3IP)...his 42 pitches were six shy of his career high...in the eighth inning on May 12 at LAD made his 400th Major League appearance...produced five outs in four batters for the fifth save of his career, his first of the season...in the 5-4 win on 5/24 vs. Pit and the 6-5 win on 5/26, for the first time in his career produced saves in consecutive apps...from May 4-June 17 produced scoreless streaks of 15 apps and 19.2 innings, both career highs and both the longest by a Reds pitcher in 2018...those streaks were snapped at Pit on June 17, when he was charged with a run scored off Raisel Iglesias...from May 14-16 retired a season-high 16 consecutive batters...threw 35.1 homerless innings between Yadier Molina's solo HR on April 21 at St. Louis and Avisail Garcia's solo HR on July 2 vs. Chicago (AL).

2017: On March 31 was released by the Pirates...On April 2, was signed by the Brewers and posted a sterling 3.02 ERA in 67 relief appearances...opponents hit just .231...his 67 appearances ranked T-24th in the National League...in the Milwaukee's 7-4 win on May 12 vs. New York (NL) earned his only save of the season, the fourth of his career...posted a 0.63 ERA in his last 19 apps of the season (14.1IP, 1ER), including 13 scoreless apps in September...following the season was eligible for arbitration but was non-tendered and became a free agent...on Dec. 26 was signed by the Reds to a two-year contract through the 2019 season with a club option for 2020.

2016: Began season on the 15-day disabled list with a left latissimus muscle strain...Spent the first two weeks of the regular season in Extended Spring Training program...began rehab assignment with Triple-A Indianapolis on April 20...Made four rehab appearances with Indy, making his last outing on April 27 at Norfolk...was recalled from his Triple A rehab assignment on April 29 and reinstated from the disabled list on April 30...made his season debut with the Pirates on May 1 vs. Cincinnati and was charged with one unearned run in one inning...inherited three runners on May 24 vs. Arizona and threw one pitch to record the final out of the inning...suffered lone loss with the Pirates on June 22 vs. San Francisco...recorded a 3.0-inning save on July 9 vs. Chicago (43 pitches); his third career save and the first 3.0-inning save for a Pirates pitcher since Ryan Reid on June 28, 2013...Also struck out as a batter on July 9...produced a 0.77 ERA (11.2IP/1ER) in 11 appearances during the month of July...Made his 300th career appearance on Sept. 6 vs. St. Louis...won his lone game on Sept. 20 at Milwaukee...recorded a 1.80 ERA (20.0IP/4ER) in his final 23 appearances, beginning with the action on Aug. 19...ranked ninth among National League relief pitchers with 46 inherited runners...was the recipient of the Chuck Tanner Award which is presented by the Pittsburgh chapter of the BBWAA to the player who is the most cooperative with the local media.

2015: Spent first full season in the Majors and posted a career high in appearances...tied for fifth among National League pitchers in games; tied for second among right-handed pitchers...inherited a team-high 56 baserunners, which was tied for the fourth-highest total in the N.L., and 16.1% scored (also tied for the fourth-best mark in the league)...produced a 1.61 ERA (44.2IP/8ER) in his last 50 games, dating back to June 3...was charged with an earned run in just 12 of his 76 appearances...Posted a 1.59 ERA (34.0IP/6ER) in 40 games at PNC Park...was a member of Pittsburgh's Opening Day roster for the third time in his career (also 2012 and 2013)...Had a sacrifice bunt in his only



plate appearance of the season (sixth career) on 4/19 at Milwaukee...Suffered his only loss on 5/2 at St. Louis...Threw three pitches and recorded one out while picking up first win on 5/10 vs. St. Louis...Threw a career-high 48 pitches in 2.0 innings on 5/15 at Chicago (NL)...Made a career-high 15 consecutive scoreless outings (14.2ip) from 6/12 thru 7/17...Finished the season making 11 straight scoreless appearances (8.1ip) and tied career high with three consecutive winning decisions from 5/10 thru 9/13...Was on the postseason roster, but did not make an appearance in the Wild Card Game...Was the recipient of the Chuck Tanner Award which is presented by the Pittsburgh chapter of the BBWAA to the player who is the most cooperative with the local media.

2014: Posted a career-best ERA and established Major League career high in wins...produced a 1.15 ERA (31.1IP/4ER) in 34 games on the road; a 0.44 ERA (20.2IP/1ER) in his last 24 road games...stranded 30 of his team-high 37 inherited runners...entered six games with the bases loaded and allowed just five of those 18 inherited runners to score...began season with Indianapolis and picked up the win in his season debut on April 4 at Columbus...recorded a save in three straight appearances from April 8-12...was recalled by Pittsburgh on April 21 and picked up the win that night vs. Cincinnati...was optioned back to Indy on April 24 and posted his fourth save that night at Toledo...was recalled by Pirates on April 26...pitched 1.1 scoreless innings on April 26 at St. Louis...was optioned to Triple-A on April 27...was recalled a third and final time on May 3...gave up an unearned run in the 13th inning and suffered loss in 11-10 setback vs. San Francisco on May 5...picked up win on May 10 vs. St. Louis; entered game with bases loaded in the fifth inning and retired each of the four batters he faced...also grounded out in plate appearance on May 10...posted a 0.68 ERA (13.1IP/1ER) in 13 games during the month of July and went 3-0 with a 1.33 ERA (20.1IP/3ER) in 20 appearances from June 19 to Aug. 3...was charged with just six earned runs in his last 35 games and 33.2 innings of work (1.60 ERA), dating back to July 3.

2013: Was a member of Pittsburgh's Opening Day roster for the second straight season...pitched a season-high 2.2 scoreless on April 26 at St. Louis...was optioned to Indianapolis on May 3...posted a 0.00 ERA (6.2IP) and one save (May 10 vs. Toledo) in six relief appearances before being recalled by Pittsburgh on May 17...was optioned back to Indy on May 21 without appearing in a big league game...was recalled by the Pirates a third time on June 3 and tossed a scoreless inning that night at Atlanta...was placed on the 15-day disabled list on June 6 with right shoulder inflammation...made a rehab appearance with Indianapolis on July 14 (1.0IP/0ER) and with Double-A Altoona on 7/17 (2.0IP/0ER)...had rehab transferred back to Indy on July 20 and made six more appearances (7.0IP/0ER) thru Aug. 1...was recalled from rehab and reinstated from the disabled list on Aug. 2...matched season high with 2.2IP on Aug. 9 at Colorado...was optioned to Altoona on Aug. 31 but did not appear in a game before being recalled by the Pirates on Sept. 3.

2012: Was a member of Pittsburgh's Opening Day roster - the only rookie pitcher to make the team out of spring training...led all National League rookie relief pitchers in ERA and ranked second in appearances and innings pitched...was not charged with a run in 50 of his 66 appearances...pitched a career-high 3.0 innings on 4/20 vs. St. Louis...Made five appearances (8.2IP/2ER) before being optioned to Indianapolis on April 21...was recalled as the 26th man for the doubleheader vs. Colorado on April 25 (the first player ever used in this circumstance under the new MLBPA rules for DH's)...was optioned back to Indy following the doubleheader on April 25...was recalled on May 1...picked up first Major League win on May 21 vs. New York (NL)...tossed 2.1 scoreless innings and picked up second win on 6/9 vs. Kansas City...earned first Major League save on June 30 at St. Louis...was optioned to Triple-A on Aug. 12...was recalled on Aug. 16 and remained with Pittsburgh for the rest of the season...picked up his second career save on Oct. 1 vs. Atlanta to preserve Jeff Locke's first Major League win...went two-for-four in save situations and allowed 10 of his 38 inherited runners to score.

2011: Was selected by Pittsburgh on Sept. 6 and tossed 1.1 scoreless innings in his Major League debut on Sept. 7 vs. Houston...did not allow a run in first eight appearances (8.0IP)...suffered lone loss on Sept. 27 in Milwaukee...in minor league action, went 6-5 with a 3.28 ERA (104.1IP/38ER) in 48 appearances (11 starts) between Altoona and Indianapolis...began season with Altoona and was used as a starter in 11 of his 13 outings...struck out two of the three batters he faced in a perfect inning of relief on Opening Day at Erie on April 7...moved into the starting rotation on April 10...tossed a season-high tying 7.0 innings while picking up first win on May 8 at Richmond...made final appearance with Altoona out of the bullpen on June 8...was promoted to Indianapolis on June 10 and was used exclusively in relief...allowed one run in 0.2IP while making Triple A debut on June 10 before making six straight scoreless appearances (6.2IP).

MINOR LEAGUES:

2010: Spent entire season with Eastern League Champion Altoona...tied for the second-most wins in the league and his 12 wins were the third-most in a single season in club history...tied for first among all Pittsburgh minor leaguers in wins...led league in wild pitches...went 3-0 with a 2.96 ERA (24.1IP/8ER) in seven relief appearances and 9-8 with a 4.70 ERA (126.1IP/66ER) in his 23 starts...began season in starting rotation and won each of his first three starts...was the first player in all of minor league baseball to record seven wins; doing so on May 15...was named the Eastern League Pitcher-of-the-Week for the week of May 10-17...pitched at least 2.1 innings in all seven relief outings...did not allow a run in 8.1 innings of relief during the post season...**2009:** Began season in Altoona's starting rotation and posted a 1.91 ERA (28.1IP/6ER) in his seven starts through May 16...was placed on the disabled list with right elbow tendinitis on May 17...made three rehab starts with the GCL Pirates between July 27 and Aug. 1 before being reinstated...returned to Altoona on Aug. 5 and made final 17 appearances in relief...retired the one batter he faced and picked

up first professional save on Aug. 23 at Bowie...**2008:** Went 5-11 with a 4.70 ERA in 27 combined starts between Class A Lynchburg and Altoona...Led Carolina League in wild pitches...Was promoted to Altoona for a spot-start on 7/10 at Trenton...returned to Lynchburg on July 11 and went 1-2 with a 5.31 ERA in his last four starts with the Hillcats...was moved up to Altoona on Aug. 5 and earned his first Double-A victory that night vs. Akron (6.0IP/6H/1ER/3BB/6SO)...picked up his other win with the Curve on Aug. 16 at New Hampshire...participated in the Arizona Fall League and went 0-3 with a 10.62 ERA in eight starts with Scottsdale...**2007:** Spent entire season with Class-A Hickory...ranked 29th among Pittsburgh's top 30 prospects by Baseball America prior to the season...established minor league career highs in starts and led all Bucco farmhands in strikeouts...was the Opening Day starter and winner (5.0IP/0ER) on April 5 at Hagerstown...pitched a season-high 8.0 innings and whiffed a season-high eight batters in a no-decision vs. Greensboro on July 7...started the third and deciding game of the divisional playoff series vs. West Virginia on Sept. 8; gave up five runs in 2.0IP in Hickory's 9-4 loss. **2006:** Went 6-6 with a 4.79 ERA in 15 starts during his first professional season...made his professional debut as the Opening Day starter with Williamsport (Rookie) on June 20 and received a no-decision...pitched 11.0 consecutive scoreless innings in back-to-back starts on June 30 and July 5...picked up first professional win on July 5 at Batavia, allowing one hit in 6.0 scoreless frames...was promoted to Hickory on July 15, where he was victorious in his first start on July 15 vs. Delmar.

PERSONAL:

Jared and his wife Kelly reside in Prosper, TX, with their son Will.

WILLIAM JARED HUGHES

Year	Team	W	L	ERA	G	GS	CG	SHO	SV	IP	H	R	ER	HR	HB	BB	SO	WP	BK	AVG
2006	Williamsport (A)	1	2	2.74	5	5	0	0	0	23.0	14	7	7	2	3	7	11	3	0	.179
	Hickory (A)	5	4	5.77	10	10	0	0	0	48.1	46	38	31	6	6	31	25	8	0	.250
2007	Hickory (A)	8	9	4.64	27	27	0	0	0	145.1	162	94	75	11	10	54	109	27	0	.281
2008	Lynchburg (A)	3	9	4.60	21	21	0	0	0	105.2	108	73	54	7	8	50	54	17	0	.269
	Altoona (AA)	2	2	4.94	6	6	0	0	0	31.0	35	19	17	4	1	16	18	1	0	.278
2009	Altoona (AA)	1	6	3.88	17	7	0	0	3	46.1	55	31	20	1	4	16	36	7	0	.158
	GCL Pirates (#)	0	0	1.50	3	3	0	0	0	6.0	3	1	1	0	1	1	5	0	0	.296
2010	Altoona (AA)	12	8	4.42	30	23	0	0	0	150.2	166	93	74	15	11	41	120	15	0	.280
2011	Altoona (AA)	3	4	4.09	13	11	0	0	0	61.2	62	31	28	2	8	18	33	3	0	.259
	Indianapolis (AAA)	3	1	2.11	35	0	0	0	0	42.2	35	10	10	1	3	18	45	3	0	.232
	PITTSBURGH	0	1	4.09	12	0	0	0	0	11.0	9	5	5	1	0	4	10	0	0	.220
2012	PITTSBURGH	2	2	2.85	66	0	0	0	2	75.2	65	30	24	7	5	22	50	5	0	.226
	Indianapolis (AAA)	0	0	0.00	2	0	0	0	0	2.0	1	0	0	0	0	1	3	0	0	.143
2013	PITTSBURGH	2	3	4.78	29	0	0	0	0	32.0	37	17	17	2	2	16	23	2	0	.291
	Indianapolis (#)	1	0	0.43	18	1	0	0	2	21.0	17	1	1	0	1	7	18	1	0	.227
	Altoona (#)	0	0	0.00	1	1	0	0	0	2.0	1	0	0	0	0	0	4	0	0	.143
2014	Indianapolis (AAA)	1	1	1.17	7	0	0	0	4	7.2	5	1	1	0	1	2	7	3	0	.200
	PITTSBURGH	7	5	1.96	63	0	0	0	0	64.1	51	21	14	4	6	19	36	2	0	.229
2015	PITTSBURGH	3	1	2.28	76	0	0	0	0	67.0	70	21	17	3	7	19	36	3	0	.282
2016	Indianapolis (#)	0	0	7.50	4	0	0	0	0	6.0	7	5	5	1	1	3	5	1	0	.292
	PITTSBURGH	1	1	3.03	67	0	0	0	1	59.1	62	24	20	6	5	22	34	5	0	.277
2017	MILWAUKEE	5	3	3.02	67	0	0	0	1	59.2	49	21	20	4	6	24	48	6	0	.231
2018	CINCINNATI	4	3	1.94	72	0	0	0	7	78.2	57	17	17	4	2	23	59	5	0	.212
2019	CINCINNATI	3	4	4.10	47	0	0	0	1	48.1	41	57	22	6	2	19	34	0	0	.236
	PHILADELPHIA	2	1	3.91	25	0	0	0	0	23.0	16	10	10	7	0	8	20	1	0	.198
MAJOR LEAGUE TOTALS		40	46	4.17	199	0	0	0	9	669.1	717	404	324	50	58	265	493	89	0	.266
MAJOR LEAGUE TOTALS		29	24	2.88	524	0	0	0	12	519.0	457	193	166	44	35	176	350	29	0	.242
#Rehab assignment																				

WILD CARD GAME RECORD

Year	Team/Opp.	W	L	ERA	G	GS	CG	SHO	SV	IP	H	R	ER	HR	HB	BB	SO	WP	BK	AVG
2014	PIT/SF	0	0	18.00	1	0	0	0	0	1.0	3	2	2	0	0	1	1	0	0	.500

HUGHES CAREER TRANSACTIONS

- Selected by Pittsburg in the 4th round of the June 2006 Draft.
- On Disabled List, June 8-Aug. 2, 2013 (right shoulder inflammation).
- On Disabled List, April 3-April 20, 2016 (strained left lat).
- Signed by Milwaukee as a free agent on April 3, 2017
- Signed by Cincinnati as a free agent on Dec. 26, 2017
- Claimed off waivers by Philadelphia from Cincinnati on Aug. 15, 2019
- Signed by Houston as a minor league free agent on Feb. 17, 2020



HUGHES GAME HIGHS

Longest Winning Streak:	4 -- July 23, 2018-April 19, 2019
Longest Losing Streak:	3 (2x) -- last, July 19 - Aug. 18, 2019
Strikeouts:	4 (3x) -- Aug. 14, 2019 at Washington
Walks:	3 -- June 4, 2014
Innings (starter):	...none
Innings (relief):	3.0 (4x) -- last, Aug. 14, 2019 at Washington
Low-Hit Game (CG):	...none

TABLE OF
CONTENTS

JAMES

PLAYER
DEVELOPMENT

2019 REVIEW

OPPONENTS

HISTORY
AND RECORDS

SPRING TRAINING

MEDIA
INFORMATIONMINUTE MAID
PARKJOSH
JAMES**Born:** 3/8/93 in Hollywood, FL**Opening Day Age:** 27**Contract Status:** Signed through 2020**Acquired:** Selected in the 34th round of the June 2014 draft.**Resides:** Hollywood, FL**ML Service:** 1.030

39

RHP

B/T	HEIGHT	WEIGHT
R/R	6'3"	234

CAREER HIGHLIGHTS

- The hard-throwing right-handed pitcher has gone 5-1 with one save and a 4.06 ERA (38ER/84.1IP) with 129 strikeouts in 55 games across two Major League seasons with Houston (2018-19).
- Became the first pitcher in franchise history to begin his career with a seven-game winning streak...the previous record was a five-game winning streak, last reached by Chad Qualls from 2004-05.
- Set a single-season Astros rookie record in 2019 for strikeouts by a reliever (99), which was previously set by Brad Lidge in 2003 (97).
- Was named the Astros 2018 Minor League Pitcher of the Year after combining to go 6-4 with a 3.23 ERA (41ER/114.1IP) and 171 strikeouts in 23 games (21 starts) at Triple A Fresno (17g) and Double A Corpus Christi (6g)...led the minors in strikeouts per 9.0 innings ratio (13.46) and strikeout rate (36.3%).
- Made the Astros postseason rosters for the 2018 ALDS vs. CLE and the 2018 ALCS vs. BOS...made two postseason appearances, both during the ALCS.
- Fired six pitches that clocked in at 100+ miles per hour over his six regular season Major League games in 2018, per Statcast...topped out at 101.1 miles per hour during his MLB debut on Sept. 1.
- Struck out nine batters in his Major League debut on Sept. 1, 2018 vs. LAA, tying Dan Larson (1976) and Scott Elarton (1998) for the second-most strikeouts in franchise history in a player's MLB debut...the only pitcher in club history with more strikeouts in a debut was J.R. Richard (1971).
- Was a 2017 Double A Texas League Midseason All-Star while with Corpus Christi.

2019: 26-year-old pitched in his first full season in the Majors...set a single-season Astros rookie record for strikeouts by a reliever (99), which was previously set by Brad Lidge in 2003 (97)...became the first pitcher in franchise history to begin career with a seven-game winning streak...the previous record was a five-game winning streak, last reached by Chad Qualls from 2004-05...posted a 14.77 strikeouts per 9.0 innings ratio, the fifth-best mark by a rookie reliever in MLB history, behind Kenley Jansen (16.10 in 2011), Edwin Diaz (15.33 in

NOTES

- Graduated from South Broward High School (Fla.) in 2011...was a three-year letter winner in baseball...hit .370 with 21 RBI during his senior season, while posting a 2.13 ERA and 55 strikeouts in 45.0 innings pitched.
- Attended Division II Barry University in 2012, appearing in four games and throwing 5.0 innings pitched...transferred to Division II Western Oklahoma State College and had a redshirt season in 2013.
- In 2014, Made 16 appearances (10 starts) at Western Oklahoma State, going 4-1 with a 3.21 ERA and 56 strikeouts in 61.2 innings pitched.
- Was selected by the Astros in the 34th round of the 2014 MLB Draft...was signed by Astros scout Jim Stevenson.
- As a 34th round pick, became the lowest-drafted pitcher in franchise history to make a start for the Astros in the Major Leagues...surpassed the previous club-record holder, Darryl Kile, who was a 30th round selection in the 1987 MLB Draft.
- Was selected to the Astros Major League roster on Sept. 1, 2018...is signed to a one-year contract through the 2020 season.

2016), Nick Anderson (15.23 in 2019) and Craig Kimbrel (14.84 in 2011)...among AL relievers, ranked second in strikeouts per nine innings (14.77) and fourth in strikeouts (100)...had three games with at least five strikeouts...was one of 10 AL relievers to have at least three five-strikeout games in 2019...posted a 2.73 ERA (9ER/29.2IP) and a .121 opponent batting average on the road...made his first-career Opening Day roster after his first invitation to Major League Spring Training camp...placed on the 10-day Injured List with right arm fatigue on July 22...activated from the 10-day IL on Sept. 1...earned his first win of 2019 on May 18 vs. BOS after firing 3.0 hitless relief innings...stranded both of his inherited runners, walking one with two strikeouts on 48 pitches...threw his fastest pitch of the season (100.4 mph) on June 2 vs. OAK...suffered his first career loss on Sept. 11 vs. OAK, his 49th career game...tossed 1.0 scoreless inning with a strikeout on Sept. 22 vs. LAA...marked his 97th strikeout of the season as a reliever, tying the single-season rookie record for a reliever...set the new record on Sept. 26. at LAA with two strikeouts, surpassing the record held by Brad Lidge in 2003...finished the year on a six-game scoreless streak with 10 strikeouts and two walks...made nine appearances in the postseason, going 2-0 with a 5.40 ERA (4ER/6.2IP) and 14 strikeouts...pitched in Games 3-4 of the ALDS, Games 1, 2, 4 and 6 of the ALCS, and Games 2-4 of the World Series...stranded all 10 of his inherited runners in the postseason...tied Jesse Orosco (1996) for the Major League postseason record for most inherited runners without allowing an inherited runner to score...became the first rookie in club history to record multiple wins in a single postseason...earned the win in Game 3 of the World Series at WSH, becoming the first rookie in franchise history to record a win in a World Series Game...tossed 3.1 innings in three minor league games with Triple A Round Rock as part of a rehab assignment...recorded a 10.80 ERA (4ER/10.1IP) with 5 strikeouts.

2018: Was named the Astros Minor League Pitcher of the Year and exploded onto the Major League scene with a fastball that topped out at 101.1 miles per hour...was dominant in six games (3 starts) in September, striking out 29 batters and walking seven in 23.0 innings pitched...held opponents to a .183 batting average (15x82)...fired six pitches that clocked in at 100+ miles per hour, per Statcast...began the season at Double A Corpus Christi...was promoted to Triple A on May 6...selected to the Major League roster on Sept. 1...made his MLB debut on Sept. 1 in a start vs. LAA...the 34th-round pick surpassed Darryl Kile (30th round, 1987 MLB Draft) as the lowest-drafted pitcher in franchise history to make a start in Major Leagues for Houston...went 5.0 innings in his Major League debut, allowing 3 runs on 3 hits...struck out nine batters to tie the second-most strikeouts by an Astros pitcher in a Major League debut...also Scott Elarton (June 20, 1998 vs. CIN) and Dan Larson (July 18, 1976 at MON)...made his first-career relief appearance on Sept. 8 at BOS, throwing 2.2 scoreless innings in Houston's 5-3 win...struck out four and allowed just one hit...on Sept. 18 vs. SEA, earned his first-career Major League win in what was his fourth-career game (2nd start) in the Major Leagues...threw 5.1 scoreless innings, striking out seven batters with two walks and four hits allowed...was the second consecutive game that an Astros rookie starting pitcher went at least 5.0 scoreless innings, as Framber Valdez fired 5.0 scoreless innings the night before...marked the first time in Astros franchise history that rookie starting pitchers threw 5.0+ scoreless innings in consecutive games...made two appearances during the postseason, with both games coming during the ALCS vs. the Red Sox (Games 2 and 4)...was on the Astros ALDS roster but did not pitch in the series...posted a 7.71 ERA (4ER/4.2IP) with two walks and seven strikeouts in the ALCS...struck out five batters over 3.2 relief innings in Game 4 of the ALCS vs. BOS...marked the second-most strikeouts by a rookie reliever in the postseason in franchise history, behind Jose Cabrera and his six strikeouts in Game 3 of the 1999 NLDS. vs. ATL...combined to go 6-4 with a 3.23 ERA (41ER/114.1IP) and 171 strikeouts in 23 games (21 starts) at Triple A Fresno (17g) and Double A Corpus Christi (6g)...led the minors in strikeouts per 9.0 innings ratio (13.46) and strikeout rate (36.3%)...his 171 strikeouts were tied for the fourth-most in the minor leagues and were the most by an Astros minor league pitcher in over a decade...named the Astros Minor League Pitcher of the Month for April after posting a 1.80 ERA (4ER/20IP) with six walks, 34 strikeouts and a .208 opponent batting average at Double A Corpus Christi...the 34 strikeouts were tied for the most in the Texas League during the month, while his ERA ranked second.

MINOR LEAGUES:

2017: Was a Texas League Midseason All-Star...went 4-8 with a 4.38 ERA (37ER/76IP) and 72 strikeouts in 21 games (11 starts) with Double A Corpus Christi...**2016:** Spent the entire year at Class A Advanced Lancaster, going 9-5 with a 4.81 ERA (59ER/110.1IP) and 121 strikeouts...was named the Lancaster Pitcher of the Month for May...**2015:** Pitched to a 7-4 record with a 2.63 ERA (34ER/116.1IP) and 89 strikeouts in 24 games (18 starts) at Class A Advanced Lancaster...was named Lancaster's Pitcher of the Month for June...**2014:** Began his professional career at Rookie Level Greeneville, going 1-3 with a 2.72 ERA (12ER/39.2IP) and 45 strikeouts.

JOSHUA JAMES

Year	Team	W	L	ERA	G	GS	CG	SHO	SV	IP	H	R	ER	HR	HB	BB	SO	WP	BK	AVG
2014	Greenville (R)	1	3	2.72	13	6	0	0	0	39.2	35	13	12	0	3	15	45	5	0	.245
2015	Quad Cities (A)	7	4	2.63	24	18	0	0	1	116.1	102	43	34	2	16	41	89	11	0	.237
2016	Lancaster (A)	9	5	4.81	23	19	0	0	1	110.1	120	64	59	11	9	40	121	7	2	.273
2017	Corpus Christi (AA)	4	8	4.38	21	11	0	0	3	76.0	79	48	37	1	7	32	72	7	0	.262
2018	Corpus Christi (AA)	0	0	2.49	6	4	0	0	1	21.2	17	6	6	1	0	10	38	1	0	.205
	Fresno (AAA)	6	4	3.40	17	17	0	0	0	92.2	62	39	35	8	4	39	133	6	0	.187
	HOUSTON	2	0	2.35	6	3	0	0	0	23.0	15	6	6	3	2	7	29	0	0	.183
2019	HOUSTON	5	1	4.70	49	1	0	0	1	61.1	46	34	32	10	4	35	100	6	0	.203
	Round Rock (AAA)#	0	0	10.80	3	0	0	0	0	3.1	4	4	4	0	0	2	5	2	0	.286
MINOR LEAGUE TOTALS		27	24	3.66	107	75	0	6	460.0	419	217	187	23	39	179	503	39	2	.241	
MAJOR LEAGUE TOTALS		7	1	4.06	55	4	0	0	1	84.1	61	4	0	38	13	42	129	6	0	.197
#Rehab assignment																				

DIVISION SERIES RECORD

Year	Team/Opp.	W	L	ERA	G	GS	CG	SHO	SV	IP	H	R	ER	HR	HB	BB	SO	WP	BK	AVG
2019	HOU/TB	0	0	0.00	2	0	0	0	0	1.1	3	0	0	0	0	1	2	0	0	.500

CHAMPIONSHIP SERIES RECORD

Year	Team/Opp.	W	L	ERA	G	GS	CG	SHO	SV	IP	H	R	ER	HR	HB	BB	SO	WP	BK	AVG
2018	HOU/BOS	0	1	7.71	2	0	0	0	0	4.2	6	4	4	1	0	2	7	0	0	.316
2019	HOU/NYY	1	0	4.91	4	0	0	0	0	3.2	3	2	2	1	0	3	7	0	0	.214
TOTALS		2	1	6.48	6	0	0	0	0	8.1	9	6	8	2	0	5	14	0	0	.273

WORLD SERIES RECORD

Year	Team/Opp.	W	L	ERA	G	GS	CG	SHO	SV	IP	H	R	ER	HR	HB	BB	SO	WP	BK	AVG
2019	HOU/WSH	1	0	10.80	3	0	0	0	0	1.2	2	4	2	1	0	3	5	0	0	.250

JAMES CAREER TRANSACTIONS

- Selected by Houston in the 34th round of the 2014 draft.
- On Disabled List, July 22-Sept 1, 2019 (right shoulder soreness).

JAMES GAME HIGHS

Longest Winning Streak:7 -- Sept. 18, 2018-Sept. 5, 2019
Longest Losing Streak:1 -- Sept. 11, 2019-current
Strikeouts:9 -- Sept. 1, 2018 vs. Los Angeles (AL)
Walks:3 (2x) -- last, June 6, 2019 vs. Seattle
Innings (starter):5.1 -- Sept. 18, 2018 vs. Seattle
Innings (relief):3.0 (2x) -- last, May 18, 2019 at BOS
Low-Hit Game (CG):none



CRISTIAN JAVIER

Born: 3/26/1997 in Santo Domingo, DR

Opening Day Age: 23

Contract Status: Signed through 2020

Acquired: Signed as a non-drafted free agent on March 19, 2015

Resides: Santo Domingo, DR

ML Service: 0.000

73

RHP

B/T	HEIGHT	WEIGHT
R/R	6'1"	213

CAREER HIGHLIGHTS

- The righthanded pitcher posted a career 2.22 ERA (93ER/377.0IP) with 512 strikeouts and a 1.03 WHIP through five years in the Astros minor league system (2015-19).
- Was named the Astros Minor League Pitcher of the Year in 2019 after recording a 1.74 ERA (22ER/113.2IP) with a career-high 170 strikeouts between three levels in the Astros system.
- Was named to the Second Team for MLB Pipeline's Prospect Team of the Year in 2019.

NOTES

- Signed by the Astros as a non-drafted free agent on March 18, 2015...was signed by Astros scouts Oz Ocampo, Roman Ocumarez, Tom Shafer and Alfredo Ulloa.
- Selected to the Astros 40-man roster on Nov. 20, 2019.

MINOR LEAGUES:

2019: Appeared in 26 games, including 18 starts, across three levels: Class A Advanced Fayetteville (7g) Double A Corpus Christi (17g) and Triple A Round Rock (2g)...recorded a 1.74 ERA (22ER/113.2IP) with 170 strikeouts and a 0.97 WHIP...among all minor league pitchers with at least 100.0 inning pitched, ranked first in opponent batting average (.130), second in ERA, third in strikeout rate (37.7%), sixth in strikeouts and eighth in WHIP...**2018:** Spent the season between Quad Cities (11g) and Buies Creek (14g) where he posted a 2.70 ERA (33ER/110.0IP) with 146 strikeouts...was named the Midwest League Player of the Week for the week of May 27, after tossing 10.0 innings of four-hit ball with 18 strikeouts in two appearances...**2017:** Played in just 14 games, including seven starts, between Buies Creek (2g), Tri-City (4g) and Quad Cities (8g)...posted a 2.25 ERA (15ER/60.0IP) with 80 strikeouts...allowed just three homers and recorded a save in his only opportunity...**2016:** In just his second professional season, appeared in 13 games with six starts, recording a 2.29 ERA (13ER/51.0IP) with 66 strikeouts and a 1.02 WHIP...was named Appalachian League Pitcher of the Week for the week of Aug. 14, after tossing 9.0 innings of three-hit ball with 11 strikeouts...**2015:** Appeared in 14 games with the DSL Astros in his first professional season...recorded a 2.13 ERA (10ER/42.1IP) with 50 strikeouts, nine walks and a 0.92 WHIP.

CRISTIAN JAVIER

Year	Team	W	L	ERA	G	GS	CG	SHO	SV	IP	H	R	ER	HR	HB	BB	SO	WP	BK	AVG
2015	DSL Astros Orange (R)	3	0	3.60	8	2	0	0	0	20.0	15	9	8	1	1	4	27	2	1	.203
	DSL Astros Blue (R)	1	0	0.81	6	2	0	0	0	22.1	15	3	2	0	1	5	23	0	0	.185
2016	GCL Astros (R)	3	1	2.84	6	2	0	0	1	25.1	19	9	8	1	0	8	37	2	1	.207
	Greenville (R)	1	1	1.75	7	4	0	0	0	25.2	15	6	5	1	1	10	29	2	0	.170
2017	Buies Creek (A)	1	0	0.00	2	0	0	0	0	5.2	2	0	0	0	0	3	9	0	0	.105
	Tri-City (A)	0	0	2.70	4	2	0	0	0	16.2	11	7	5	0	1	9	24	1	0	.183
2018	Quad Cities (A)	2	0	2.39	8	7	0	0	1	37.2	25	10	10	3	2	15	47	1	1	.188
	Quad Cities (A)	2	2	1.82	11	7	0	0	1	49.1	28	11	10	3	2	23	80	2	1	.165
2019	Buies Creek (A)	5	4	3.41	14	11	0	0	0	60.2	44	26	23	6	4	27	66	3	0	.201
	Fayetteville (A)	2	0	0.94	7	5	0	0	1	28.2	15	5	3	1	1	16	40	2	0	.147
	Corpus Christi (AA)	6	3	2.07	17	11	0	0	3	74.0	31	18	17	5	2	39	114	2	0	.124
	Round Rock (AAA)	0	0	1.64	2	2	0	0	0	11.0	5	2	2	1	1	4	16	0	0	.128
MINOR LEAGUE TOTALS		26	11	2.22	92	55	0	0	7	377.0	225	106	93	22	16	163	512	17	4	.170

JAVIER CAREER TRANSACTIONS

- Signed by Houston as a non-drafted free agent on March 19, 2015.



TAYLOR JONES

Born: 12/6/93 in Kent, WA

Opening Day Age: 26

Contract Status: Signed through 2020

Acquired: Selected in the 19th round of the June 2016 draft.

Resides: Kent, WA

ML Service: 0.000

79

IF

HT	WEIGHT
R/R	6'7" 230

TABLE OF CONTENTS

JONES

PLAYER DEVELOPMENT

2019 REVIEW

OPPONENTS

HISTORY AND RECORDS

SPRING TRAINING

MEDIA INFORMATION

MINUTE MAID PARK

CAREER HIGHLIGHTS

- Tall right-handed hitter has batted .265 (.402x1518) with 90 doubles, 55 homers and a .360 OBP in four seasons in the Astros minor league system (2016-19).
- Had a breakout 2018 season in which he was named a Double A Texas League Midseason All-Star...was named the Top Star of the Texas League All-Star Game.
- Was named to the Class A Short Season New York-Penn League Midseason All-Star Team in 2016.

MINOR LEAGUES:

2019: Recorded another great season after batting .291 (130x447) with 28 doubles, 22 homers, 84 RBI and a .889 OPS (.388 OBP / .501 SLG) in 125 games with Triple A Round Rock...the primary first baseman entering the 2019 season, started at four different positions, making 64 starts at first, 27 in left field, 14 at third base and two in right field...on June 6 at Las Vegas, recorded six RBI with five hits, both single-game career-highs...was an MiLB.com Organization All-Star...**2018:** Had a breakout season, earning Texas League Midseason All-Star honors after batting .314 (97x309) with 25 doubles, one triple, 13 homers, 63 RBI and a .936 OPS (.409 OBP/.528 SLG) in 84 games with Corpus Christi...was promoted to Triple A Fresno on July 29 but ended the season back at Corpus Christi...named the Top Star of the Texas League All-Star Game after beating Victor Roache in the sudden-death home run contest to decide the winner of the game...went 2x4 with a double during the actual game...was named the Astros April Minor League Player of the Month after batting .354 (23x65) with 17 RBI and a 1.109 OPS in 19 games in April...**2017:** Hit .222 (81x365) with 13 doubles, seven homers and 45 RBI in 105 combined games between Class A Advanced Buies Creek (55g) and Class A Quad Cities (50g)...**2016:** Was a New York-Penn League Midseason All-Star in his first professional season with Tri-City...hit .252 with 17 doubles and eight homers in 70 games.

NOTES

- Graduated from Kentwood HS in Covington, Wash. in 2012...was the 2012 Kentwood Athlete of the Year...lettered three years in baseball and basketball...was a pitcher and first baseman...was a forward in basketball...led his baseball team to two state championships (2012, 2010) and his basketball team to a state title in 2010.
- Attended Gonzaga University, where he was a two-way player over his first two years at the school before converting to a full-time position player in his junior year...hit .332 and ranked sixth in the nation in doubles (27) as a senior...hit .358 and earned First Team All-WCC honors as a sophomore in 2015.
- Was selected by the Astros in the 19th round of the 2016 draft...signed by Astros scout Bryan Byrne.
- Was added to the 40-man roster on Nov. 20, 2019...is signed to a one-year contract through the 2020 season.

TAYLOR MICHAEL JONES

Year	Team	AVG	G	AB	R	H	2B	3B	HR	RBI	BB	SO	SB	CS	OBP	SLG	SF	SH	HB	E
2016	Tri-City (A)	.252	70	254	34	64	17	0	8	38	32	61	1	1	.354	.413	0	0	8	5
2017	Quad Cities (A)	.218	50	174	23	38	8	0	5	28	17	50	0	0	.303	.351	4	1	6	2
	Buies Creek (A)	.225	55	191	17	43	5	1	2	17	28	51	0	0	.323	.293	3	0	1	2
2018	Corpus Christi (AA)	.314	84	309	45	97	25	1	13	63	45	78	2	0	.409	.528	5	0	8	1
	Fresno (AAA)	.210	39	143	16	30	7	1	5	17	16	46	0	0	.294	.378	2	0	2	4
2019	Round Rock (AAA)	.291	125	447	86	130	28	0	22	84	68	112	0	1	.388	.501	8	0	8	3
MINOR LEAGUE TOTALS		.265	423	1518	221	402	90	3	55	247	206	398	3	2	.360	.437	22	1	33	17

JONES CAREER TRANSACTIONS

- Selected by the Astros in the 19th round of the June 2016 draft.



MARTÍN MALDONADO

Born: 8/16/86 in Naguabo, PR

Opening Day Age: 33

Contract Status: Signed through 2021

Acquired: From Chicago (NL) in exchange for OF Tony Kemp on July 31, 2019.

Resides: Toa Alta, PR

ML Service: 7.156

15		
C		
B/T	HEIGHT	WEIGHT
R/R	6'0	230

CAREER HIGHLIGHTS

- Veteran catcher and 2017 Rawlings Gold Glove Award winner has batted .219 (459x2100) with 63 homers, 220 RBI and 317 runs scored in 717 career games across nine Major League seasons with (2011-19).
- Among all Major League catchers since 2012, ranks fourth in caught stealing percentage (32.3%, 103-of-319).
- In 2017, was a Rawlings Gold Glove Award recipient and the Wilson Defensive Player of the Year for catchers...led the Majors with 137 games caught...also led AL backstops in fielding percentage (.998) and caught stealing percentage (38.7%).
- Homered in Game 2 of the 2019 World Series, giving the Astros the second-most homers by a catching duo in a single Fall Classic (3HR) with the 1956 Yankees, behind only the 1972 A's (4HR).

NOTES

- Graduated from Dr. Juan J Nunez High School in Puerto Rico.
- Was selected by the Angels in the 27th round of the 2004 MLB Draft...signed by Angels scout Arnold Cochrane.
- Internationally, played for Puerto Rico in the 2013 World Baseball Classic.
- **IN THE COMMUNITY:** In January of 2013 and 2014, hosted a carnival for kids of Three Kings Day in Naguabo, PR...hosted over 250 children in 2013 and 300 in 2014.
- Signed a two-year contract with Houston as a free agent on Dec. 23, 2019...his deal runs through the 2021 season.

2019: 33-year-old played in 105 games across three teams, as he was traded twice...began the season with Kansas City (74g) before joining the Cubs (4g) and Astros (27g) via trade...joined the Astros in a midseason trade for the second-consecutive season...was acquired by Houston from the Cubs on July 31 in exchange for IF/OF Tony Kemp...set a career-high in runs (46) and tied his career-high in doubles (19, also 2017)...made 24 starts for Houston, with the Astros going 14-7 in those games...while with Houston, batted .310 (9x29) with three doubles, three homers, four RBI and a 1.136 OPS (.412 OBP/.724 SLG) against left-handed pitchers...was on the Royals Opening Day roster...was traded to the Cubs on July 15 in exchange for LHP Mike Montgomery...was traded to Houston on July 31 in exchange for IF/OF Tony Kemp...started on Opening Day for the third consecutive season...left the game on June 2 with right forearm tightness...was back in the lineup on June 4...drew two walks in the 2nd inning on May 14 vs. PHI, becoming the first Royal with multiple walks in an inning since Ken Harvey on Sept. 13, 2004 (5th)...tied a career-high three extra-base hits on June 28 at TOR...marked the first time a Royals catcher had at least three extra-base hits in a game since Salvador Perez did so on Aug. 28, 2013 vs. MIN...hit a go-ahead 7th inning homer on July 12 vs. DET, his third-career go-ahead homer in the 7th inning or later...caught his first-career no-hitter on Aug. 3 vs. SEA, becoming the 10th catcher in club history to catch a no-hitter and first since Jason Castro (8/21/15 vs. LAD)...recorded the third multi-homer game of his career on Sept. 10 vs. OAK...was his first multi-homer game since Sept. 4, 2017 at OAK...hit safely in five of seven games in the postseason, posting a .300 (6x20) average with one home run and two RBI...started two games in the World Series vs. WSH (Games 2 and 5)...homered in Game 2, marking the second postseason home run of his career...he and Robinson Chirinos (2HR) combined to tie the second-most homers by a catching corps. during a single World Series with the 1956 Yankees, behind only the 1972 A's (4 HR).

2018: Split the season between the Los Angeles Angels (78 games) and Houston (41 games), after being acquired by the Astros on July 26 in exchange for LHP Patrick Sandoval and international bonus pool money...made a combined 111 starts behind the plate, which ranked third in the American League...ranked second among Major League backstops in caught stealing percentage (45.5%), throwing out 15-of-33 would-be basestealers, trailing only Salvador Perez (47.1%)...threw out five-of-eight runners attempting to steal (62.5%) in his 41 games with Houston...hit .333/.355/.542 (24-for-72) with six doubles, three homers and 12 RBI in the month of May, his highest career average in a calendar month (min. 75 plate appearances)...batted .280/.317/.430 (26-for-93) with runners in scoring position, which included going three-for-10 with the bases loaded...collected 14 RBI during the month of June, matching his highest total of any calendar month (June 2012) in his Major League career...made his second consecutive Opening

Day start with the Angels, going 3-for-5 with a double and an RBI at Oakland on March 29...became the third Halos catcher to record three hits on Opening Day, joining Lance Parrish (1991) and Tom Satriano (1969)...finished a single shy of hitting for the cycle on Aug. 19 at Oakland, going 3-for-4 with a solo homer...his triple marked the third of his career and first since June 23, 2017 at Boston...became the first Major League catcher to record a double, triple and homer in the same game since Jarrod Saltalamacchia did so on Sept. 12, 2012 with Boston...also finished a triple shy of hitting for the cycle on Aug. 22 at Seattle, going 3-for-5 with three RBIs...made his postseason debut with Houston, starting six of the Astros' eight playoff games behind the plate...was 2-for-19 (.105) with a double, a homer and three runs scored...elited his first postseason home run in Game 1 of the ALDS vs. Cleveland, hitting a solo shot off Cody Allen in the seventh inning at Minute Maid Park.

2017: Won a Rawlings Gold Glove Award in his seventh Major League season and first with the Angels...set new career highs in hits, runs, doubles, home runs, RBI and games played...led the Majors in games caught (137 G)...he 137 games were tied for seventh in franchise history and most since Bob Boone's 144 in 1986...95 hits and 14 home runs both marked the most by an Angels catcher since Mike Napoli's 104 H/14 HR in 2009...won first career Rawlings Gold Glove Award...joined Bob Boone (1982, 1986, 1987 & 1988) and Bengie Molina (2002 & 2003) as the only players in franchise history to win the award as a catcher...also named Wilson's Defensive Player of the Year at catcher...led American League backstops with a .998 fielding percentage, a 38.7 caught stealing percentage (min. 100 G) and was tied for the lead with 22 catcher caught stealings (Yan Gomes)...his .998 fielding percentage was the second-best mark by a Halo catcher in franchise history (Bengie Molina, .999 in 2002) while his 38.7% caught stealing was the best showing by a Halo backstop since Bengie Molina in 2003 (44.4%)...finished second in the American League with 19 hit by pitches, the second-most HBP by an A.L. catcher since 1974, trailing only Jason Kendall's 20 HBP with the A's in 2005.

2016: In his sixth season with the Brewers, tied a career high with eight home runs and set new career highs in walks (35) and OBP (.332)...threw out 34.8% of would-be base stealers (16 CS/46 SBA), which was good for second in the National League (min. 500 inn.) and sixth overall in the Majors...Milwaukee pitchers fashioned a 3.91 ERA (559 IP - 243 ER) with him behind the plate, good for seventh in the N.L., compared to a 4.18 ERA (875.1 IP - 407 ER) with all other Brewer backstops.

2015: Tallied 48 hits in fifth big league season with the Brewers, his highest total since a career best 62 hits in 2012...his homers and RBI were his highest totals since 2012...threw out 17-of-46 runners attempting to steal (37.0%), tops in the National League (min. 500 inn.)...tallied a walk-off RBI-single in the 11th inning on Mother's Day, with his mother, Jeanette, in attendance...notched his first career walk-off homer in the 17th inning on May 31 vs. ARI...became first player in Major League history to hit a walk-off homer while playing at least 17 innings in a game and tied the franchise mark for the latest walk-off homer (Dave May, May 15, 1973 vs. CLE).

2014: Milwaukee pitchers fashioned a 3.77 ERA (274.1 IP/115 ER) with him behind the plate during his fourth big league season...pitched the 8th inning on Apr. 30 at STL, allowing one hit.

2013: Made his first career Opening Day roster in his third campaign with the Brewers (first full)...saw Milwaukee pitchers fashion a 3.17 ERA (366.2IP/129ER) during his 47 games at catcher...committed just one error in 366.2 innings at catcher (.997 fielding percentage).

2012: Spent time with both Milwaukee and Triple A Nashville...after beginning the season in Triple A, was recalled May 29 and collected his first big league hit (single) during his first Major League start, May 29 at Dodger Stadium...tallied his first Major League home run on June 3 vs. PIT...belted his first career grand slam Oct. 2 vs. SD.

2011: Saw action with Double-A Huntsville, Triple-A Nashville and Milwaukee...After combining to hit .287 with 11 home runs and 59 RBI in the minors, was recalled on Sept. 1 and made his Major League debut Sept. 3 at Houston.

MINOR LEAGUES:

2010: Split the year between Class A Brevard County (10g) Double A Huntsville (34g) and Triple A Nashville (52g) and batted .239 with nine home runs and 41 RBI in 96 games...named the best defensive catcher in the Brewers organization according to *Baseball America*...**2009:** Split the year between Triple A Nashville (7g), Class A Wisconsin (7g) and Class A Brevard County (81g) and batted .201 with two home runs and 26 RBI in 95 games...following the season, played for Mayaguez in the Puerto Rican Winter League...**2008:** Batted .229 with two home runs and 17 RBI and 65 games between Class A Brevard County (34g) and Double A Huntsville (31g)...**2007:** Released by Los Angeles (AL) on Jan. 10 and signed with Milwaukee on Jan. 24...batted .221 with 2 HR and 22 RBI in 66 games at Class A West Virginia...**2006:** Appeared in 21 games with Rookie Level Arizona Angels...batted .222 with six RBI...**2005:** Played in 36 games between Rookie Level Arizona Angels (27g) and Orem (9g), where he batted .254 with one homer and 12 RBI...**2004:** Played in 25 games with Rookie-level Arizona Angels...batted .217 with five runs, a double, and four RBI.

PERSONAL:

Marlín and his wife, Janelise, reside in Toa Alta, Puerto Rico with their daughter, Anaiah Mila.

MARTÍN VALDES MALDONADO

Year	Team	AVG	G	AB	R	H	2B	3B	HR	RBI	BB	SO	SB	CS	OBP	SLG	SF	SH	HB	E
2004	Arizona (R)	.217	25	60	5	13	1	0	0	4	3	13	2	1	.277	.233	0	0	2	7
2005	Arizona (R)	.256	27	86	6	22	2	0	0	10	2	9	0	0	.278	.279	1	1	1	3
	Orem (R)	.250	9	32	4	8	0	0	1	2	2	6	0	0	.294	.344	0	0	0	3
2006	Arizona (R)	.222	21	63	9	14	1	1	0	6	7	12	0	0	.239	.270	3	0	3	6
2007	West Virginia (A)	.221	66	208	20	46	8	0	2	22	14	12	0	0	.239	.288	6	1	13	5
2008	Brevard County (A)	.266	34	94	8	25	8	0	0	9	8	17	3	1	.352	.351	2	1	5	5
	Huntsville (AA)	.194	31	98	4	19	2	0	2	8	1	24	0	0	.225	.276	4	0	0	1
2009	Brevard County (A)	.199	81	251	25	50	9	0	2	21	30	51	2	1	.300	.259	9	2	7	4
	Nashville (AAA)	.333	7	18	1	6	1	0	0	3	1	2	0	0	.350	.389	0	1	0	1
	Wisconsin (A)	.105	7	19	1	2	0	0	0	2	2	7	1	0	.182	.105	0	1	0	0
2010	Brevard County (A)	.121	10	33	1	4	0	0	0	3	1	8	1	0	.189	.121	0	1	2	0
	Huntsville (AA)	.252	34	103	9	26	6	0	2	12	9	24	0	2	.347	.369	2	2	7	4
	Nashville (AAA)	.253	52	174	19	44	9	0	7	26	14	45	0	1	.309	.425	7	4	2	2
2011	Nashville (AAA)	.321	39	134	23	43	5	0	8	25	16	21	0	0	.410	.537	4	1	5	1
	Huntsville (AA)	.264	64	208	24	55	13	0	3	34	19	56	2	1	.349	.370	3	2	9	5
	MILWAUKEE	.000	3	1	0	0	0	0	0	0	0	1	0	0	.000	.000	0	0	0	0
2012	Nashville (AAA)	.198	35	121	10	24	6	0	4	13	9	37	0	2	.270	.247	1	3	4	6
	MILWAUKEE	.266	78	233	22	62	9	0	8	30	17	56	1	1	.321	.408	4	0	2	6
2013	MILWAUKEE	.169	67	183	13	31	7	1	4	22	13	53	0	0	.236	.284	3	0	3	4
2014	MILWAUKEE	.234	52	111	14	26	5	0	4	16	11	32	0	0	.320	.387	4	0	2	7
2015	MILWAUKEE	.210	79	229	19	48	7	0	4	22	23	65	0	1	.282	.293	1	2	1	9
2016	MILWAUKEE	.202	76	208	21	42	7	0	8	21	35	56	1	0	.332	.351	3	1	6	7
2017	LOS ANGELES (AL)	.221	138	429	43	95	19	1	14	38	15	119	0	2	.276	.368	8	1	18	2
2018	LOS ANGELES (AL)	.223	78	265	24	59	14	0	5	32	13	73	0	1	.284	.332	1	1	10	4
	HOUSTON	.231	41	108	15	25	4	1	4	12	3	25	0	0	.257	.398	1	1	1	0
2019	KANSAS CITY	.227	74	238	26	54	15	0	6	17	17	55	0	0	.291	.366	1	2	5	2
	CHICAGO (NL)	.000	4	11	0	0	0	0	0	0	2	5	0	0	.154	.000	0	0	0	1
	HOUSTON	.202	27	84	20	14	4	0	6	10	13	26	0	0	.316	.464	0	0	1	3
MINOR LEAGUE TOTALS		.236	542	1702	169	401	71	1	31	200	141	368	13	11	.313	.333	42	20	60	45
MAJOR LEAGUE TOTALS		.219	717	2100	217	459	91	3	63	220	162	566	2	5	.289	.355	24	7	50	45

DIVISION SERIES RECORD

Year	Team/Opp.	AVG	G	AB	R	H	2B	3B	HR	RBI	BB	SO	SB	CS	OBP	SLG	SF	SH	HB	E
2018	HOU/CLE	.125	3	8	1	1	0	0	1	1	0	4	0	0	.125	.500	0	1	0	0
2019	HOU/TB	.250	2	8	0	2	1	0	0	0	0	4	0	0	.250	.375	0	0	0	0
DS TOTALS		.231	5	13	1	3	0	0	1	2	0	5	0	0	.231	.462	0	1	0	0

CHAMPIONSHIP SERIES RECORD

Year	Team/Opp.	AVG	G	AB	R	H	2B	3B	HR	RBI	BB	SO	SB	CS	OBP	SLG	SF	SH	HB	E
2018	HOU/BOS	.091	4	11	2	1	1	0	0	0	0	3	0	0	.167	.182	0	0	1	0
2019	HOU/NYY	.250	2	8	0	2	1	0	0	0	0	4	0	0	.250	.375	0	0	0	0
LCS TOTALS		.158	6	19	2	3	2	0	0	0	0	7	0	0	.200	.263	0	0	1	0

WORLD SERIES RECORD

Year	Team/Opp.	AVG	G	AB	R	H	2B	3B	HR	RBI	BB	SO	SB	CS	OBP	SLG	SF	SH	HB	E
2019	HOU/WSH	.286	3	7	2	2	0	0	1	1	1	1	0	0	.375	.714	0	0	0	0

MALDONADO CAREER TRANSACTIONS

- Selected by Los Angeles (AL) in the 27th round of the June 2004 draft.
- Signed a minor league contract with Milwaukee on Jan. 24, 2007.
- On Suspended List, April 22-28, 2014.
- Acquired by Los Angeles (AL) along with C Jett Bandy from Milwaukee in exchange for RHP Drew Gagnon on Dec. 13, 2016.
- Acquired by Houston from Los Angeles (AL) in exchange for LHP Patrick Sandoval and future considerations on July 26, 2018.
- Signed a one-year contract with Kansas City as a free agent on March 11, 2019.
- Acquired by Chicago (NL) from Kansas City in exchange for LHP Mike Montgomery on July 15, 2019.
- Acquired by Houston from Chicago (NL) in exchange for OF Tony Kemp on July 31, 2019.

MALDONADO GAME HIGHS

Hits: 4 (2x) -- last, May31, 2015 vs. Arizona
Home Runs: 2 (3x) -- last, Sept. 10, 2019 vs. Oakland
RBI: 4 (4x) -- June, 24, 2019 vs. Toronto
Stolen Bases: 1 (2x) -- last, Aug. 5, 2016 at Arizona
Longest Hitting Streak: 7 -- July 21-Aug. 2, 2016
Career Grand Slams (1): Oct. 2, 2012 vs. San Diego (Anthony Bass)

LEADOFF HR

PINCH-HIT HR

WALK-OFF HR

No. Date Opp. Pitcher
none

No. Date Opp. Pitcher
1 6/26/16 WSH Kelley
2 9/10/19 OAK Roark

No. Date Opp. Pitcher
1 5/31/15 ARI Nuno III

TABLE OF CONTENTS

MALDONADO CAREER FIELDING

MARTES

PLAYER DEVELOPMENT

2019 REVIEW

OPPONENTS

HISTORY AND RECORDS

SPRING TRAINING

MEDIA INFORMATION

MINUTE MAID PARK



FRANCIS MARTES

Born: 11/24/95 in Cotui, DR

Opening Day Age: 24

Contract Status: Signed through 2020

Acquired: From Miami along with OF Jake Marisnick, IF Colin Moran and a 2015 Competitive Balance Round A pick in exchange for RHP Jarred Cosart, IF Kiké Hernandez and OF Austin Wates

Resides: Santo Domingo, DR

ML Service: 0.116

58

RHP

B/T R/R HEIGHT WEIGHT
R/R 6'0 249

CAREER HIGHLIGHTS

- Young right-hander made his Major League debut with the Astros in 2017, but did not pitch at the Major League level in 2018 and 2019...will also miss the entirety of the 2020 season due to suspension for violation of Major League Baseball's Joint Drug Prevention and Treatment Program.
- Underwent right elbow ulnar collateral ligament reconstruction surgery on Aug. 15, 2018.
- Has made 81 appearances (66 starts) in his career in the minor leagues, posting a 23-18 record, a 3.35 ERA (139ER/373.1IP) and 362 strikeouts.
- Prior to making his Major League debut, was tabbed as one of the best prospects in all of baseball...entered the 2017 season ranked as the Astros top prospect by MLB.com, *Baseball America* and ESPN.com...was a top-100 prospect in all of baseball per the three publications, coming in at No. 15 on *Baseball America's* list, No. 29 on MLB.com's and No. 37 on ESPN's.
- Had a banner 2016 season as he was named an MiLB.com Organizational All-Star, a Double A Texas League All-Star and an Arizona Fall League All-Star...went 9-6 with a 3.30 ERA (46ER/125.1IP) in 25 games (22 starts) for Double A Corpus Christi, while compiling 131 strikeouts and allowing just a .222 opponent batting average on the season...pitched his entire season at the age of 20, which made him the youngest pitcher in the Texas League.

2019: Was suspended by Major League Baseball for 80 games...pitched in three minor league games, including two with the Gulf Coast League Astros and one with Quad Cities...recorded a 6.75 ERA (5ER/5.1P) with 13 strikeouts.

2018: Had an injury-plagued season, which cost him all but five minor league starts and 19.2 innings pitched in...began the year at Major League Spring Training and impressed, posting a 3.38 ERA (5ER/13.1P) in five games (three starts) with the Astros...optioned to minor league camp on March 18...broke camp in the rotation with Triple A Fresno and made five April starts...shut down after a start on April 29 and did not pitch in a game for three

months...returned to the mound on a minor league rehab assignment with the GCL Astros on Aug. 2 and pitched 1.0 inning in a start...was shut down for the season after that, eventually undergoing right elbow ulnar collateral ligament reconstruction surgery on Aug. 15...at the time of his surgery, was expected to be out 12-16 months.

2017: Made his Major League debut, appearing in 32 games and making four starts for the Astros...struck out 69 batters in his 54.1 innings pitched...spent the season as a 21 year old, making him one of the youngest pitchers in the Major Leagues...was the youngest AL pitcher to make a start during the 2017 season...posted a 27.7% strikeout rate...only one pitcher in club history posted a higher strikeout rate at as young of an age as Martes: RHP J.R. Richard in 1971 (30.2% strikeout rate at 21 years old)...went 2-0 with a 4.08 ERA (8ER/17.2IP) in his four starts (June 14-July 1)...held opponents to a .238 batting average in those games, with the club going 4-0...in 28 appearances out of the bullpen, posted a 3-2 record with a 6.63 ERA (27ER/36.2IP) and 48 punchouts...averaged 95.6 miles per hour on his fastball and threw his slider on 37% of his pitches...was at Major League Spring Training as a non-roster invitee...began the season with Triple A Fresno before getting selected to the Major League roster on June 8...made his Major League debut on June 9 vs. LAA...pitched 3.2 innings, giving up four runs on four hits in 3.2 innings...struck out two and walked two on 78 pitches...marked the third-most pitches thrown by an Astros reliever in his Major League debut, and the most since RHP Wilton Lopez threw 92 on Aug. 28, 2009 at ARI...at 21 years, 197 days old, was the youngest Astros pitcher to make his Major League debut since RHP Jordan Lyles on May 31, 2011 at CHC (20.224)...became the youngest AL pitcher to make his MLB debut since RHP Luis Severino debuted for the Yankees on Aug. 5, 2015 vs. BOS at 21.166...made his first Major League start, in what was his second career appearance, on June 14 opposite the Rangers...held Texas to one run on three hits over 5.0 innings, fanning seven in the Astros 13-2 win...became the first Astro to strike out seven batters in his first start in the Majors since LHP Carlos Hernandez did so on Aug. 18, 2001 vs. PIT...at 21 years, 202 days old, Martes became the youngest Astros pitcher to earn a win since RHP Jordan Lyles (20 years, 305 days old) on Aug. 20, 2011 vs. SF...marked his first win of the 2017 season, including his eight starts at the Triple A level...marked his first professional win since Aug. 26, 2016, while pitching for Double A Corpus Christi in a start vs. Midland...on July 19 vs. SEA, pitched the final 2.1 scoreless innings vs. MIN...fanned five batters, which marked his most strikeouts as a reliever in a single outing...had two streaks of four scoreless outings from July 15-25, and Aug. 15-24...made eight starts at Triple A before being called up to the Astros...went 0-2 with a 5.29 ERA (19ER/32.1IP) and 38 strikeouts.

MINOR LEAGUES:

2016: Had a banner season as he was named an MiLB.com Organizational All-Star, a Double A Texas League All-Star and an Arizona Fall League All-Star...spent his entire season with Double A Corpus Christi and went 9-6 with a 3.30 ERA (46ER/125.1IP) in 25 games (22 starts), while compiling 131 strikeouts and allowing just a .222 opponent batting average on the season...finished his campaign ranking third in the Texas League in strikeouts...pitched his entire season at the age of 20, which made him the youngest pitcher in the Texas League...struggled to a 9.00 ERA (13ER/13IP) in four games in April before finishing his campaign with a 2.64 ERA (33ER/112.1IP) over his last 21 appearances...was named Corpus Christi's Player of the Month in June (3-0, 1.48 ERA) and in August (3-1, 2.16 ERA)...also earned two Texas League Player of the Week Awards for the weeks ending on July 31 and Aug. 28...following the season, assigned to Glendale in the Arizona Fall League and was named to the AFL Rising Stars Game after going 2-1 with a 3.22 ERA (8ER/22.1IP) in six starts in the AFL...**2015:** Pitched at three levels in the Astros minor league system, going from Class A Quad Cities (10g) to Class A Lancaster (6g) to Double A Corpus Christi (3g)...combined to go 8-3 with a 2.04 ERA (23ER/101.2IP) in 19 games (16 starts) with 98 strikeouts in 101.2 innings pitched...had a strong August, as he was named the California League Pitcher of the Month and Lancaster's Pitcher of the Month, while earning the California League Pitcher of the Week for Aug. 16-23...went 4-0 with a 0.68 ERA (2ER/26.1IP) in four starts for Lancaster that month...**2014:** Saw himself traded from Miami to Houston in what was his second professional campaign...made eight appearances for the GCL Marlins before the trade to Houston on July 31...finished his campaign with the GCL Astros, making four appearances...combined to go 3-3 with a 4.09 ERA (20ER/44IP) in 12 games (nine starts) with the two clubs...**2013:** Pitched exclusively for the Marlins Dominican Summer League affiliate making 12 appearances (six starts) while pitching the season at the age of 17...posted a 3-3 record and a 3.04 ERA (17ER/50.1IP).



FRANCIS EUCLIDES SUAZO MARTES

Year	Team	W	L	ERA	G	GS	CG	SHO	SV	IP	H	R	ER	HR	HB	BB	SO	WP	BK	AVG
2013	DSL Marlins (R)	3	3	3.04	12	6	0	0	0	50.1	51	21	17	1	6	14	33	6	0	.267
2014	GCL Marlins (R)	2	2	5.18	8	6	0	0	0	33.0	29	21	19	0	1	20	33	8	0	.232
	GCL Astros (R)	1	1	0.82	4	3	0	0	0	11.0	5	3	1	0	1	3	12	3	1	.132
2015	Quad Cities (A)	3	2	1.04	10	8	1	1	2	52.0	33	11	6	1	2	13	45	3	0	.181
	Lancaster (A)	4	1	2.31	6	5	0	0	0	35.0	31	10	9	1	1	8	37	1	0	.230
	Corpus Christi (AA)	1	0	4.91	3	3	0	0	0	14.2	19	8	8	2	0	7	16	2	0	.311
2016	Corpus Christi (AA)	9	6	3.30	25	22	0	0	0	125.1	104	53	46	4	4	47	131	9	1	.222
2017	Fresno (AAA)	0	2	5.29	8	8	0	0	0	32.1	40	24	19	5	0	28	38	0	0	.299
	HOUSTON	5	2	5.80	32	4	0	0	0	54.1	51	40	35	7	8	31	69	8	0	.245
2018	Fresno (AAA)	0	1	6.75	4	4	0	0	0	18.2	25	14	14	2	1	17	16	1	0	.329
	GCL Astros (R)	0	0	0.00	1	1	0	0	0	1.0	1	0	0	0	0	0	1	0	0	.250
2019	GCL Astros (R)	0	1	6.75	2	2	0	0	0	2.2	4	3	2	0	0	2	7	2	0	.333
	Quad Cities (A)	0	1	6.75	1	1	0	0	0	2.2	1	2	2	1	0	3	6	0	0	.111
MINOR LEAGUE TOTALS		23	20	3.40	84	69	1	1	2	378.2	343	170	143	17	16	162	375	35	2	.239
MAJOR LEAGUE TOTALS		5	2	5.80	32	4	0	0	0	54.1	51	40	35	7	8	31	69	8	0	.245

MARTES CAREER TRANSACTIONS

- Signed by Miami as a non-drafted free agent on Nov. 2, 2012.
- Acquired by Houston from Miami along with OF Jake Marisnick, IF Colin Moran and a 2015 Competitive Balance Round A pick in exchange for RHP Jarred Cosart, IF Kiké Hernandez and OF Austin Wates on July 31, 2014.
- On Suspended List, March 12-Aug. 17, 2019.
- On Suspended List, Feb. 17, 2020.

MARTES GAME HIGHS

Longest Winning Streak:	11 -- Aug. 21, 2016-June 2, 2017
Longest Losing Streak:	7 -- July 4-Aug. 29, 2012
Strikeouts:	13 -- July 19, 2015 vs. TEX
Walks:	6 (2x) -- last, April 10, 2016 at Milwaukee
Innings (starter):	9.0 (9x) -- last, April 25, 2017 at Cleveland
Innings (relief):	4.1 -- May 2, 2013 vs. Detroit
Low-Hit Game (CG):	3 -- Aug. 5, 2016 vs. Texas



JACK MAYFIELD

Born: 9/30/90 in Del Rio, TX

Opening Day Age: 29

Contract Status: Signed through 2020

Acquired: Signed as a non-drafted free agent on June 17, 2013.

Resides: Del Rio, TX

ML Service: 0.044

9		
IF		
B/T	HEIGHT	WEIGHT
R/R	5'11	190

CAREER HIGHLIGHTS

- Utility infielder made his MLB debut in 2019, playing 26 games while appearing at three positions: shortstop (21g), second base (5g), third base (1g).
- Tied a franchise record for doubles by a rookie in a single game on June 15, 2019 vs. TOR...also accomplished by Terry Puhl (July 30, 1977 vs. CHC) and Norm Miller (Aug. 21, 1967 vs. STL)...tied a club record for doubles in a single game by a second baseman, joining Mark Loretta (July 5, 2008 at ATL), Craig Biggio (May 15, 2002 vs. PHI and June 14, 1999 vs. ATL) and Art Howe (June 2, 1977 at CIN)...became the only second baseman in Astros history with three doubles and three runs in a game, and the fifth player overall regardless of position (first since CF Craig Biggio on 4/12/04 at STL).
- Has appeared in 677 career games in the Astros minor league system (2013-19), hitting .272 (682x2509) with 155 doubles, 10 triples, 100 homers and 394 RBI.
- Primarily a middle infielder, has started 302 career games at second base, 262 at shortstop and 71 at third base in the minor leagues
- Played his entire 2018 season with Triple A Fresno and was named an MiLB.com Organizational All-Star...reached career highs in doubles (31) and walks (33), while playing games at second base (62g), shortstop (48g) and third base (4g).
- Received Double A Texas League Midseason All-Star honors in 2017, and Class A Advanced California League All-Star honors in 2015.

2019: 28-year-old played in 26 games with Houston after making his Major League debut on May 27...made it to the Majors in his seventh professional season after signing with the Astros as an undrafted free agent in 2013...made 16 starts with the Astros (12 at shortstop; 4 at second base)...received his first invitation to Major League Spring Training camp...began the regular season at Triple A Round Rock...was selected to the Major League roster on May 27...optioned to Triple A on June 20...recalled from Triple A on Aug. 19...optioned to Triple A on Aug. 21...recalled for a final time on Sept. 14...made his MLB debut in a start at second base on May 27 vs. CHC, going 1x4 with a double and an RBI-groundout...doubled in his first-career MLB plate appearance, becoming the first Astro to record a hit in his first PA since Yuli Gurriel on Aug. 21, 2016 at BAL...prior to Mayfield, the last Astros player with an extra-base hit in his first-career MLB plate appearance was Enrique Hernandez on July 1, 2014 vs. SEA (ground-rule double)...hit his first-career homer on June 6 at SEA off LHP Roenis Elias...went 3x4 with three doubles, three runs scored and an RBI on June 15 vs. TOR in what was his first-career multi-hit game...tied a franchise record for doubles by a rookie in a single game, also accomplished by Terry Puhl (July 30, 1977 vs. CHC) and Norm Miller (Aug. 21, 1967 vs. STL)...tied a club record for doubles in a single game by a second baseman, joining Mark Loretta (July 5, 2008 at ATL), Craig Biggio (May 15, 2002 vs. PHI and June 14, 1999 vs. ATL) and Art Howe (June 2, 1977 at CIN)...became the only second baseman in Astros history with three doubles and three runs in a game, and the fifth player overall regardless of position (first since CF Craig Biggio on 4/12/04 at STL)...batted .287 with 26 doubles, one triple, 26 homers, 79 RBI and a .916 OPS (.350 OBP/.566 SLG) in 100 games with Triple A Round Rock...recorded a 20-game hitting streak at Triple A from July 14-Aug. 9, the second-longest hitting streak in the PCL in 2019...on Aug. 16 vs. Oklahoma City, went 3x5 with three home runs and six RBI.

NOTES

- Graduated from Del Rio High School in Del Rio, Texas, in 2009...hit .400 over his career and was a three-time First Team All-District recipient (2007-09)...was the team MVP during his senior season.
- Played four seasons at the University of Oklahoma, and was a two-way player over his first two seasons...posted a 2.88 ERA over 65.2 innings across his first two seasons, before becoming a full-time position player in his junior year...hit .280 as a junior and was named to the Charlottesville All-Regional Team and the Big 12 All-Tournament Team.
- Following his senior year, was signed by the Astros as a non-drafted free agent on June 17, 2013...signed by Astros scout Jim Stevenson.
- Is currently signed to a one-year contract for the 2020 season.



MINOR LEAGUES:

2018: Was invited to Major League Spring Training for the first time in his career and impressed for the second straight year with the Astros hitting .313 (15x48) with three doubles, two home runs, seven RBI and an .870 OPS in 24 games...assigned to Triple A Fresno for the regular season and played his entire campaign with the Grizzlies...finished his year with a .270 (117x433) average, a career high 31 doubles, 16 home runs and 66 RBI in 113 games...named an MiLB.com Organizational All-Star as the club's second baseman...appeared defensively in 62 games at second base, 47 at shortstop and four at third base...played Winter Ball for Escogido in the Dominican Winter League, appearing in 25 games...**2017:** Was a Double A Texas League Midseason All-Star in a year split between Corpus Christi and Triple A Fresno...batted .283 (120x424) with 28 doubles, 20 homers, 67 RBI and an .827 OPS (.327 OBP/.500 SLG) in 112 combined games between the two stops...hit .289 (78x270) with 32 extra-base hits and an .848 OPS (.330 OBP/.519 SLG) in 70 games with the Hooks...played second base (43g), shortstop (20g) and third base (6) at Corpus Christi...impressed in 17 Major League Spring Training games with the Astros as a minor league call-up...**2016:** Hit .216 (54x250) with 12 doubles and 11 homers in 78 combined games between Triple A Fresno (45g) and Double A Corpus Christi (33g)...**2015:** Was a California League Midseason All-Star after hitting .303...**2014:** Appeared in 105 games between Quad Cities (39g) and Lancaster (66g) batted .282 (111x393) with 55 RBI, 31 doubles and a .781 OPS....**2013:** In his first professional season, batted .238 (44x185) with eight doubles, four homers and 18 RBI in 55 games between Greenville (29g) and Tri-City (26g).

PERSONAL:

Jack and his wife, Jackie, reside in Del Rio, Texas, with their son, Jackson.

DAVID JACK MAYFIELD

Year	Team	AVG	G	AB	R	H	2B	3B	HR	RBI	BB	SO	SB	CS	OBP	SLG	SF	SH	HB	E
2013	Greenville (R)	.255	29	94	12	24	5	0	3	11	9	19	2	2	.336	.404	1	4	3	3
	Tri-City (A)	.220	26	91	13	20	3	0	1	7	1	18	1	1	.258	.286	1	1	4	6
2014	Quad Cities (A)	.265	39	147	24	39	9	0	2	16	13	26	2	1	.325	.367	2	0	1	7
	Lancaster (A)	.293	66	246	39	72	22	2	7	39	20	50	1	6	.350	.484	4	3	4	10
2015	Lancaster (A)	.303	66	271	46	82	13	4	7	43	25	46	2	1	.370	.458	2	0	5	6
	Corpus Christi (AA)	.260	48	173	34	45	6	0	7	22	19	36	3	1	.330	.416	2	2	0	3
2016	Corpus Christi (AA)	.237	33	118	21	28	7	0	9	26	8	27	2	0	.298	.525	2	0	3	6
	Fresno (AAA)	.197	45	132	10	26	5	0	2	18	11	27	2	1	.253	.280	3	3	0	1
2017	Corpus Christi (AA)	.289	70	270	39	78	16	2	14	44	17	57	7	2	.330	.519	3	0	1	11
	Fresno (AAA)	.273	42	154	28	42	12	0	6	23	10	30	3	0	.321	.468	0	0	1	5
2018	Fresno (AAA)	.270	113	433	66	117	31	1	16	66	33	92	5	4	.324	.457	7	1	5	10
2019	Round Rock (AAA)	.287	100	380	78	109	26	1	26	79	37	78	7	1	.350	.556	9	0	5	5
	HOUSTON	.156	26	64	8	10	5	0	2	5	1	16	0	0	.169	.328	0	0	0	1
MINOR LEAGUE TOTALS		.269	677	2509	410	682	155	10	100	394	203	506	37	20	.330	.461	36	14	32	73
MAJOR LEAGUE TOTALS		.156	26	64	8	10	5	0	2	5	1	16	0	0	.169	.328	0	0	0	1

MAYFIELD CAREER TRANSACTIONS

- Signed by Houston as a non-drafted free agent on June 17, 2013.

MAYFIELD GAME HIGHS

Hits: 3 -- June 16, 2019 vs. TOR
Home Runs: 1 (2x) -- last, Sept. 26, 2019 at Los Angeles (AL)
RBI: 2 -- Sept. 26, 2019 at Los Angeles (AL)
Stolen Bases: none
Longest Hitting Streak: 2 (2x) -- last, Sept. 26-27, 2019
Career Grand Slams: none

MAYFIELD CAREER FIELDING

YEAR	POSITION	PCT.	G	PO	A	E	TC	DP
2019	Second Base	1.000	5	5	8	0	13	2
2019	Shortstop	.981	21	18	33	1	52	4
2019	Third Base	-	1	0	0	0	0	0
TOTALS	Second Base	1.000	5	5	8	0	13	2
	Shortstop	.981	21	18	33	1	52	4
	Third Base	-	1	0	0	0	0	0



NON-ROSTER INVITEE

CHAS MCCORMICK

Born: 4/19/1995 in West Chester, PA

Opening Day Age: 24

Contract Status: Signed through 2020

Acquired: Selected in the 21st round of the June 2017 draft.

Resides: Providence, RI

ML Service: 0:000

80

OF

R/T HEIGHT WEIGHT
R/L 6'0 208

CAREER HIGHLIGHTS

- Versatile outfielder has played in three seasons (2017-19) in the Astros Minor League systems...posted a .276 (267x968) career batting average with 143 RBI and 41 stolen bases in 281 games.

MINOR LEAGUES:

2019: Appeared in 110 games between Corpus Christi and Round Rock, batting .269 (99x368) with six doubles, six triples, 14 homers, 66 RBI, and 16 stolen bases...on July 20 at New Orleans, he had a career-night, going 3x5 with two runs, two home runs and six RBI...**2018:** Batted .273 (118x432) with 55 RBI, 23 doubles, four homers, four triples with 19 stolen bases in career-high 120 games between Buires Creek (51g) and Corpus Christi (69g)...on July 1 at Norwest Arkansas, went 3x3 with two walks and a stolen bases...**2017:** Played in 39 games between Greenville (8g), Buires Creek (4g) and Quad Cities (39g), where he batted .298 (50x168) with nine doubles, 22 RBI and 15 walks.

NOTES

- Attended West Chester Henderson High School and became the first player in school history to score 1,000 career points in basketball and record 100 career hits in baseball.
- In 2017 at Millersville University was named the PSAC Eastern Division Athlete of the Year...set the program and all-time PSAC hits record, finishing his career with 306 hits...only Marauder in program history to be a four-time All-PSAC East selection and one of only four to be a three-time first team selection...three-time All-Atlantic Region pick after earning consensus first team honors in 2017...finished career as Millersville's all-time record holder in hits, runs and RBIs...ranked sixth in PSAC history in RBI with 186...ranked second in PSAC history in runs scored (219)...tied for 17th in PSAC's career doubles (51) and ranked ninth in career stolen bases (third at Millersville)...led Millersville in homers, RBI, hits, average, runs and was second in on base percentage...posted a career .441 on base percentage.
- Drafted out of Millersville in the 21st round of the June 2017 draft...signed by Astros scout Zach Clark.
- Is signed to a minor league contract for the 2020 season...invited to Major League Spring Training on Jan. 21, 2020.

CHAS KANE MCCORMICK

Year	Team	AVG	G	AB	R	H	2B	3B	HR	RBI	BB	SO	SB	CS	OBP	SLG	SF	SH	HB	E
2017	Greenville (ROK)	.500	8	90	7	15	3	0	0	4	4	2	4	1	.559	.600	0	0	0	0
	Buires Creek (A)	.188	4	16	0	3	0	0	0	0	0	2	1	0	.235	.188	0	0	1	0
	Quad Cities (A)	.262	39	122	21	32	6	1	2	18	11	16	1	3	.319	.377	2	1	0	0
2018	Buires Creek (A)	.264	51	182	26	48	13	3	2	27	19	34	7	0	.332	.401	5	1	2	0
	Corpus Christi (AA)	.280	69	250	33	70	10	1	2	28	24	32	12	4	.344	.352	5	0	3	0
2019	Corpus Christi (AA)	.277	53	177	26	49	3	3	4	22	39	28	9	3	.426	.395	0	0	7	0
	Round Rock (AAA)	.262	57	191	39	50	3	3	10	44	28	34	7	1	.347	.466	6	0	0	0
MINOR LEAGUE TOTALS		.276	281	968	152	267	38	11	20	143	125	148	41	12	.360	.400	18	2	13	0

MCCORMICK CAREER TRANSACTIONS

- Selected by Houston in the 21st round of the June 2017 draft.



LANCE MCCULLERS JR.

Born: 10/2/93 in Tampa, FL

Opening Day Age: 26

Contract Status: Signed through 2020

Acquired: Selected in the supplemental first round (41st overall) of the June 2012 draft.

Resides: Houston, TX

ML Service: 3.140

43

RHP

HT	WEIGHT	DOB
6'1"	202	10/2/93

TABLE OF CONTENTS

MCCULLERS JR.

CAREER HIGHLIGHTS

- The 26-year-old All-Star (2017) possesses one of the most electric arms in the Major Leagues...has made 83 appearances (80 starts) in his career, posting a 29-22 record with a 3.67 ERA (185ER/453.2IP) and 509 strikeouts across four Major League seasons.
- Missed the entire 2019 season after undergoing Tommy John surgery on Nov. 6, 2018...made a full recovery and has rejoined the team for the 2020 campaign.
- No starting pitcher in the Major Leagues has thrown his curveball at a higher rate than McCullers Jr. since pitch data started being tracked in 2007, as 44.5% of the pitches he has thrown in his career have been curveballs...his curveball has had an average velocity of 85.2 miles per hour over his career, which is the hardest curveball thrown by any qualified starting pitcher since the 2007 season.
- Has become one of the game's elite groundball pitchers as his 55.2% ground ball percentage ranks third in the AL since 2015...trails only RHP Marcus Stroman (62.5%) and LHP Dallas Keuchel (59.9%) in that category.
- Ranks fifth among AL pitchers in strikeouts per 9.0 innings (10.10) since 2015 (min. 400IP), behind only LHP Chris Sale (11.72), RHP Danny Salazar (10.60), Chris Archer (10.59) and RHP Carlos Carrasco (10.26).
- Set career highs in multiple categories in 2018, including innings pitched (128.1), strikeouts (142), wins (10) and appearances (25)...pitched as a reliever in the 2018 postseason, making five appearances.
- In 2017, the 23-year-old became the second-youngest pitcher in club history to make an All-Star team, behind RHP Larry Dierker, who was 22 when he made the 1969 All-Star Team...received 2017 AL May Pitcher of the Month honors after going 4-0 with an AL-best 0.99 ERA in six starts in the month.
- Got his first career save in Game 7 of the 2017 ALCS vs. NY Yankees after throwing 4.0 shutout innings...was the seventh save of at least 4.0 innings in MLB postseason history, and the first since Madison Bumgarner's save in Game 7 of the 2014 World Series...became the first pitcher in MLB history to strike out at least six batters in a postseason save...at 24 years, 19 days old, became the third-youngest pitcher in MLB history to record a save in a Game 7, behind LHP David Price (2008 ALCS, 23.054) and LHP Will McEnaney (1975 World Series, 23.250).
- Recorded an RBI in Game 7 of the World Series at LAD, becoming the first American League pitcher with an RBI in the Fall Classic since Andy Pettitte of the Yankees in Game 3 of the 2009 World Series...became the first

NOTES

- Graduated from Jesuit High School in Tampa, Fla., in 2012...during his senior season, was named the 2012 Gatorade National Baseball Player of the Year after going 13-0 with a 0.18 ERA and 140 strikeouts in 77.0 innings pitched...was named an All-American by ESPNHS, Baseball America, Rawlings, Perfect Game, MaxPreps and Louisville Slugger during his senior year.
- Was named the 2011 Jackie Robinson Award winner as the country's top rising senior...the award was presented to him by Trevor Hoffman and Tommy John.
- Selected by Houston with the 41st overall pick in the supplemental first round of the 2012 draft...the Astros acquired this supplemental pick for the free agent loss of Clint Barmes...signed by scout John Martin.
- Is the son of former Major League pitcher Lance McCullers Sr., who pitched seven seasons in the Major Leagues with the Padres (1985-88), Yankees (1989-90), Tigers (1990) and Rangers (1992)...Lance and his father were both selected with the 41st overall pick in their respective draft classes.
- IN THE COMMUNITY:** Lance and his wife Kara share a passion for pet rescue and animal advocacy...together they established The Lance McCullers Jr. Foundation, a non-profit organization that invests, brings awareness and creates programs aimed at advocates for stray and homeless animals across the country...organizations they support include the Houston SPCA, Houston Humane Society and Houston Pets Alive!
- Was a finalist for the 2016 Marvin Miller Man of the Year Award as the AL West's representative.
- Selected to the Major League roster on May 15, 2015...was arbitration eligible for the second time this offseason...agreed to terms on a one-year contract for the 2019 season on Jan. 11, 2019.

PLAYER DEVELOPMENT

2019 REVIEW

OPPONENTS

HISTORY AND RECORDS

SPRING TRAINING

MEDIA INFORMATION

MINUTE MAID PARK

- American League pitcher to collect an RBI in Game 7 of a World Series, and the first pitcher overall to do so in a Game 7 since the Mets Jesse Orosco in 1986.
- Allowed three runs or less in each of his first 27 career starts at home, a Major League record to start a career... was tied for the third-longest overall streak in MLB history with Clayton Kershaw's streak set from 2008-10, behind a 30-game streak by Kershaw (2013-15) and a 28-game streak by Adam Wainwright (2009-10).
- Had one of the best rookie seasons by a pitcher in club history in 2015, finishing among the top 10 Astros rookies all-time in strikeouts per 9.0 innings (2nd, 9.24), opponent batting average (4th, .226), ERA (7th, 3.22) and strikeouts (7th, 129)...led all American League rookies in ERA, opponent batting average and strikeouts per 9.0 innings (min. 100IP).
- Became the youngest pitcher in club history to start a playoff game when he started Game 4 of the 2015 ALDS vs. KC at 22 years, 10 days old.
- Tabbed by *Baseball America* as the game's No. 77 prospect in 2014 and No. 50 prospect in 2013...ranked by the publication as the Astros No. 11 prospect in 2015, No. 5 prospect in 2014 and No. 4 prospect in 2013.
- Was a Midseason All-Star in 2013 (Class A Midwest League) and 2015 (Double A Texas League).

2019: Missed the entire season while recovering from right ulnar collateral ligament surgery.

2018: Tossed a career-high 128.1 innings pitched and struck out a career-high 142 batters in what was his fourth Major League season...also set career high marks in wins (10) and appearances (25)...made 22 starts before suffering an elbow injury in August...returned to the club in September and pitched in three games out of the bullpen, the first regular season relief appearances of his career...went 10-6 with a 3.93 ERA (55ER/126IP) and 138 strikeouts in his 22 starts...threw 2.1 hitless innings with four strikeouts in his three relief outings...became the youngest Astros pitcher to record 10 wins prior to the All-Star Break of a single season since Wade Miller (24) went 11-3 prior to the break in 2001...prior to hitting the DL, was leading the AL in groundball rate...finished the season with a 55.5% groundball rate...threw his changeup at a career-high rate for a single season (16%)...previous career-high was 12% in 2017...recorded four double-digit strikeout games, giving him 12 for his career...became the second pitcher in club history with 12+ double-digit strikeout games prior to turning 25 years old...also Don Wilson (16)...made his second-career Opening Day roster...was placed on the 10-day Disabled List with right elbow discomfort on Aug. 5...activated from the DL on Sept. 24...started the Astros third game of the season and struck out 10 Rangers hitters in 5.1 innings on March 31 at TEX...led Houston to a 9-3 win...pitched a gem on April 17 at SEA, striking out 11 and allowing just one run on one hit in 7.0 innings pitched...tied his single-game career-high for strikeouts...retired 19 of the final 20 batters he faced...carried a perfect game into the 6th inning on April 28 vs. OAK...held a perfect game through 5.0 innings on May 20 vs. CLE...finished with 7.0 scoreless innings in Houston's 3-1 win...struck out a career-high 12 batters on July 6 vs. CWS...gave up one run on three hits over 7.0 innings, walking none...took a no-hitter into the 6th inning...became the second-youngest pitcher in club history to have a game with 12 strikeouts and no walks (24 years, 277 days) behind Larry Dierker, who had two games like this as a 22-year-old in 1969...pitched in five games in the postseason, posting a 1.80 ERA (1ER/5IP) with two walks and four strikeouts...was scoreless in Game 1 (1IP) and Game 3 (1IP) of the ALDS...recorded a hold in Game 1 of the ALCS at BOS in the Astros 7-2 win.

2017: Was an All-Star for the first time in his career and a hero during the postseason...at 23 years old, became the second-youngest pitcher in club history to make an All-Star Team, behind RHP Larry Dierker, who was 22 in his 1969 All-Star season...won a career-high seven games while tying his career-high for starts (22)...posted career-best marks in walk rate (7.8%) and walks per 9.0 innings ratio (3.03)...put up the highest groundball rate of his career with a 61.9% mark...ranked second in the Majors in groundball to flyball ratio (4.00) among pitchers with at least 100.0 innings pitched, behind only teammate LHP Dallas Keuchel (4.41) had a tremendous first half of the season before hitting the Disabled List for two stints over the second half of the season...posted the second-best home runs per 9.0 innings ratio (0.61) and 10th-best strikeouts per 9.0 innings ratio among AL pitchers with at least 100.0 innings pitched...went 7-2 with a 3.05 ERA (31ER/91.1IP), 106 strikeouts and a .224 opponent batting average in 16 starts prior to the All-Star Game...named the AL Pitcher of the Month for May after going 4-0 with a 0.99 ERA (4ER/36.1IP), 37 strikeouts and a .164 opponent batting average in six May starts...led the AL in ERA during the month, while ranking tied for second in wins and tied for third in opponent batting average...was the fourth-lowest ERA during the month of May in franchise history, behind RHP Nolan Ryan (0.20 in 1984), LHP Mike Cuellar (0.86 in 1968) and LHP Hal Woodeshick (0.96 in 1963)...made his debut on an Opening Day roster and started the club's second game of the season...made 13 starts before hitting the 10-day Disabled List on June 12 with lower back discomfort...missed 14 games...was activated on June 24...made six more starts before getting placed back on the DL with back discomfort...missed 34 games during his second DL stint and was activated on Sept. 6...struck out 10 batters in 7.0 innings on April 9 vs. KC, his second start of the season...was his seventh career double-digit strikeout game...became the second pitcher in club history to have multiple games with no walks and 10 strikeouts prior to turning 24, joining Larry Dierker...became the first Astros pitcher since Roger Clemens in 2005 to open up a season with consecutive starts of at least seven strikeouts and no more than two walks...made his first scoreless start on April 20 vs. LAA...gave up just three hits in 6.2 innings, striking out eight...had a 22.0-inning scoreless streak that spanned four starts from May 6-23...ranked as the longest by an Astros starting pitcher since RHP Roy Oswalt posted a 32.0-inning streak from Aug. 27-Sept. 11, 2008...prior to McCullers, the last

Astros starting pitcher to allow zero earned runs while going at least 5.0 innings in four consecutive starts was RHP Nolan Ryan in 1984...it was also the longest such streak in the Majors since RHP Zack Greinke had a six-game streak from June 18-July 19, 2015...the first three of those four starts came on the road...became the first Astros pitcher to allow zero earned runs while going at least 6.0 innings in three consecutive road starts since RHP Roger Clemens from 2004-05...allowed a career-high nine hits on July 6 at TOR...had allowed eight hits or less in each of his first 51 career starts prior to the outing...that was the longest streak by an Astros starting pitcher to begin his career in club history (previously RHP J.R. Richard, did not allow more than eight hits in each of his first 36 career starts)...allowed five runs in 4.2 innings on July 17 vs. SEA...was his first-ever start at home where he allowed more than three runs...snapped his 27-game streak of surrendering three runs or less at home, the longest in Major League history by a pitcher to begin his career...tied for the third-longest home streak overall in Major League history with Clayton Kershaw (2008-10), behind a 30-game streak by Kershaw (2013-15) and a 28-game streak by Adam Wainwright (2009-2010)...also marked the first time in his career that he allowed at least four runs in back-to-back starts...made two rehab appearances, one each with Triple A Fresno (Aug. 25) and Double A Corpus Christi (Aug. 30)...appeared in five postseason games, making three starts...made his first career Major League relief appearance in Game 3 of the ALDS at BOS...struck out four and allowed two runs in 3.0 innings pitched in Houston's 10-3 loss...was scoreless in his first 3.0 innings, giving up both of his runs after coming on for a fourth inning of work where he did not record an out...started Game 4 of the ALCS at NYY, tossing 6.0 innings of one-run ball...allowed just two hits, one a solo homer to Aaron Judge...left the game with the lead, but the Astros bullpen could not hold on as the club fell 6-4 to the Yankees...got the save in Game 7 of the ALCS vs. NYY after throwing 4.0 shutout innings...was the seventh save of at least 4.0 innings in MLB postseason history, and the first since Madison Bumgarner's save in Game 7 of the 2014 World Series...became the first pitcher in MLB history to strike out at least six batters in a postseason save...at 24 years, 19 days old, became the third-youngest pitcher in MLB history to record a save in a Game 7, behind LHP David Price (2008 ALCS, 23.054) and LHP Will McEnaney (1975 World Series, 23.250)...allowed just one hit and one walk to preserve Houston's 4-0 victory...threw 24 straight curveballs to end the game...started Games 3 and 7 of the World Series...got the win in Game 3 after allowing three runs on four hits in 5.1 innings pitched...became the youngest starting pitcher to get a win in the World Series since RHP Noah Syndergaard (23.062) in 2015 (Game 3)...was his first career postseason victory...did not factor into the decision in Game 7, as he went 2.1 scoreless innings pitched...allowed three hits and hit four batters, a Major League record for a postseason game...24 years, 30 days, became the youngest pitcher to start Game 7 of the World Series since RHP John Lackey (24 years, 4 days) led the Angels to a 4-1 win over the Giants in Game 7 of the 2002 World Series...recorded an RBI groundout, becoming the first pitcher with an RBI since San Francisco's Barry Zito in Game 1 of the 2012 World Series, and the first American League pitcher with an RBI in the Fall Classic since Andy Pettitte of the Yankees in Game 3 of the 2009 World Series...became the first American League pitcher to collect an RBI in Game 7 of a World Series, and the first pitcher overall in Game 7 since Jesse Orosco of the Mets in 1986.

2016: Posted a 3.22 ERA with 106 strikeouts in 81.0 innings across 14 starts in a season bookended by stints on the Disabled List...spent the season as one of the youngest starting pitchers in the AL...the only AL pitchers younger than McCullers to make a start were RHP Jose Berrios, RHP Luis Severino and RHP David Paulino...put up a career-high 11.78 strikeouts per 9.0 innings ratio (106SO/81IP), which ranked fourth among all Major League pitchers with at least 80.0 innings pitched behind RHP Jose Fernandez (12.49), RHP Yu Darvish (11.84) and RHP David Phelps (11.84)...was the fourth-highest single season strikeouts per 9.0 innings ratio by an Astros pitcher all-time (min. 80IP), behind RHP Brad Lidge in 2004 (14.93), RHP Octavio Dotel in 2001 (12.43) and LHP Randy Johnson in 1998 (12.38)...became the third pitcher in Major League history to post a strikeouts per 9.0 innings ratio of 11.78 or higher prior to his age-23 season (min. 80IP), joining RHP Francisco Rodriguez (13.18 in 2004 at 22 years old) and RHP Kerry Wood (12.58 in 1998 at 21 years old)...joined RHP Roy Oswalt as the only pitchers in club history to post an ERA of 3.22 or lower in each of their first two seasons in the Majors...ranked tied for fourth in the AL with four double-digit strikeout games...marked the most games with 10+ strikeouts by an Astro since LHP Dallas Keuchel had five such games in 2015...went 5-3 with a 2.40 ERA (16ER/60IP) and 80 strikeouts in 10 starts at home...led the AL in ERA at home (min. 60IP)...continued his streak of allowing three runs or less at home, which dated back to his 2015 rookie season...his 20-game streak was the longest by an AL pitcher since RHP Pedro Martinez allowed three runs or less in 23 straight home starts from 1999-2001...became the second pitcher in Major League history to allow three runs or less in each of his first 20 career starts at home, joining RHP Jose Fernandez (25 starts from 2013-15)...joined RHP Larry Dierker (22 games from 1970-72; 21 games from 1969-70) as the only pitchers in club history to have a 20-start streak of allowing three runs or less at home...finished second in the Majors in curveball percentage (49.6%), trailing LHP Rich Hill (49.7%)...began the season on the 15-day Disabled List with right shoulder soreness, which plagued him throughout Spring Training...was placed on the DL on March 25...activated from the DL on May 13...missed a scheduled start on June 28 with a blister on his right index finger but did not go on the DL...placed on the DL with right elbow discomfort on Aug. 3...remained on the DL through the end of the season...posted a career-long three-game winning streak from May 26-June 5...prior to that run, had won consecutive decisions in his career just once (May 23-June 3, 2015)...in his start on May 26 vs. BAL, struck out 10 and allowed just one run in 5.0 innings in a 4-2 Astros win...walked a career-high six batters in the game...per Elias, became the first Astros starter to record a win in a game in which he walked more than a batter per inning since RHP Roy Oswalt on April 13, 2007 at PHI...also in that game, became the fourth Major Leaguer since 1913 to record 10+ strikeouts while allowing one hit or fewer in less than 6.0 innings pitched, joining RHP Felix

Hernandez (2013), RHP Jake Peavy (2003) and RHP Bobby Witt (1986)...joined RHP Smoky Joe Wood as the only pitchers in Major League history to record 10+ strikeouts in each of their first two career starts against Baltimore...fanned 10 batters and allowed just one run in 7.0 innings on July 4 vs. SEA...per ESPN.com, induced a career-high 18 swing-and-misses on his curveball, the second-most by any pitcher with that pitch in an eight-season span behind RHP A.J. Burnett (23 in 2013)...struck out 10 in a season-high 8.0 innings on July 22 vs. LAA...allowed one run and four hits in the victory...became the fourth pitcher to get Mike Trout to strike out swinging three times in a single game, joining RHP Chris Archer, LHP Jon Lester and LHP Tommy Milone...made his first career start against the Yankees on July 27 and got the win, striking out 10 batters and allowing one run in 6.0 innings...per the Elias Sports Bureau, became the fourth-youngest pitcher over a 40-season span (22 years, 299 days old) to defeat the Yankees while recording 10+ strikeouts, behind only RHP Moose Haas (21.355 in 1978), LHP Matt Moore (22.096 in 2011) and RHP Mark Prior (22.274 in 2003)...posted double-digit strikeouts in consecutive starts from July 22-27...became the first Astros pitcher with consecutive double-digit strikeout games since LHP Wandy Rodriguez did so from Sept. 11-17, 2010...among AL pitchers in July, ranked second in strikeouts (44) and eighth in ERA (2.08, 7ER/30.1IP)...was the lowest ERA he produced in a single month in his career...his 13.05 strikeouts per 9.0 innings ratio in July (44SO/30.1IP) ranked fifth all-time in AL history for a single July, trailing only RHP Pedro Martinez (13.94 in 2000), RHP Nolan Ryan (13.89 in 1989) and LHP Randy Johnson (13.38 in 1994; 13.14 in 1997)...was removed from his start on Aug. 2 vs. TOR with discomfort in his right elbow after allowing two runs in 4.2 innings...allowed multiple home runs for just the second time in his career...snapped a 15-start streak in which he had not allowed multiple home runs in a game...struck out at least six batters in 13 consecutive starts from May 20-Aug. 2...became the third pitcher in club history to strike out six in 13 consecutive starts, joining RHP Mike Scott (14 in 1986) and RHP Bud Norris (2010-11)...made two official rehab starts in the minor leagues...threw 3.0 innings and allowed one run on April 11 at Springfield with Double A Corpus Christi...returned to extended Spring Training for a month after that start, before making a rehab start at Triple A Fresno on May 7...threw 5.0 scoreless innings and struck out seven at El Paso in that rehab start.

2015: Had one of the best rookie seasons by a pitcher in club history, finishing among the top 10 Astros rookies all-time in strikeouts per 9.0 innings (2nd, 9.24), opponent batting average (4th, .226), ERA (7th, 3.22) and strikeouts (7th, 129) (min. 100IP)...led all American League rookies in ERA, opponent batting average and strikeouts per 9.0 innings (min. 100IP), while ranking third in strikeouts and wins above replacement (2.4)...made 22 starts in his debut season in the Major Leagues, going 6-7 while allowing three earned runs or less in 20 of his outings...was the second-youngest starting pitcher in the Majors, behind Yankees RHP Luis Severino...among AL pitchers with at least 100.0 innings pitched, ranked sixth in strikeouts per 9.0 innings and seventh in ERA and opponent batting average...became the first pitcher in club history and the seventh in Major League history to allow three earned runs or less in 20 of his first 22 career starts...the only others to do this were: Stephen Strasburg (21g), Aaron Sele (21g), Mike Witt, Brandon Webb, Bruce Ruffin and Gerrit Cole...his 129 strikeouts ranked second all-time in club history within a player's first 22 career games, behind RHP Tom Griffin (145 in 1969)...threw 157.2 combined innings between the Majors (125.2) and minors (32.0), which marked a single-season high in his professional career (previously 104.2IP with Class A Quad Cities in 2013)...spent Spring Training at minor league camp, but did make two appearances with the Major League team...started the regular season at Double A Corpus Christi before getting promoted to Triple A Fresno on May 14...did not pitch in a game at Triple A and was selected to the Major League roster on May 15...remained with the club until Aug. 3, when he was optioned to Double A...made just one appearance with Corpus Christi during his final stint with the club before getting recalled to Houston on Aug. 23...made his Major League debut on May 18 vs. OAK...at 21 years, 228 days, became the youngest Astros player to make his MLB debut since Jose Altuve (21 years, 75 days) on July 20, 2011...became the second-youngest pitcher in club history to make his debut in a start at Minute Maid Park, behind LHP Carlos Hernandez (21 years, 118 days) on Aug. 18, 2001 vs. DET...tossed 4.2 innings and allowed just one run in the game, striking out five and walking three in the Astros 2-1 loss...became the sixth starting pitcher in club history to allow one run or less in his Major League debut, joining RHP Jarrod Cosart (7/12/13), LHP Dallas Keuchel (6/17/12), LHP Carlos Hernandez (8/18/01), RHP Manny Hernandez (6/5/86) and RHP Dan Larson (7/18/76)...picked up his first Major League win in what was his second MLB start on May 23 at DET...tossed 6.0 innings, allowing two runs on six hits, while fanning six...struck out 11 batters in a one-run complete game effort on June 3 vs. CWS...marked his first professional complete game (never threw one in the minors)...became the first Astros rookie to toss a complete game since LHP Brett Oberholtzer on Sept. 20, 2013 at CLE (6IP)...also became the first Astros rookie to strike out 11 batters in a complete game since RHP Roy Oswalt struck out 12 on Sept. 9, 2001 vs. MIL...became just the second rookie in franchise history to strike out 11 batters without a walk in a complete game, joining RHP Shane Reynolds, who did so on July 23, 1994 vs. PIT...on June 14 vs. SEA, tossed 5.0 hitless innings...at 21 years, 255 days, became the youngest pitcher to toss at least 5.0 hitless innings in a start since RHP Phil Hughes (20.311) on May 1, 2007 at TEX...finished June with a 2.11 ERA (9ER/38.1IP), which marked the lowest ERA posted by an Astros rookie during the month since RHP Darryl Kile put up a 1.80 ERA in June of 1991...his .164 opponent batting average (22x134) in June was the lowest produced by an Astros pitcher since RHP Mike Scott in June of 1987 (.164, 26x159), and the lowest ever produced by an Astros rookie during the month...among AL rookies in June, ranked first in strikeouts (40), tied for first in wins (3) and third in ERA...received votes for AL Rookie of the Month, which ended up being awarded to teammate Carlos Correa...closed out the Astros first half of play with a 4-3 loss to the Rays on July 12, in his hometown of Tampa Bay...despite giving up four earned runs in 6.0 innings, fanned 10 batters...was the second double-digit strikeout game of his career...became the first Astros pitcher

to record two double-digit strikeout games in his first 11 starts since RHP Tom Griffin recorded three in 1969... started one postseason game for Houston (ALDS Game 4), becoming the youngest pitcher in club history to start a playoff game (22 years, 10 days old)...prior to McCullers, LHP Mike Hampton held the club record as he started Game 2 of the 1997 NLDS at 25 years, 22 days old...became the youngest AL pitcher to toss at least 6.0 innings while allowing two runs or less in his first career postseason game since LHP CC Sabathia in Game 3 of the 2001 ALDS...was named a Texas League Midseason All-Star at Double A Corpus Christi after allowing just two earned runs in his 29.0 innings (0.62 ERA), striking out 43...at the time of his promotion to Triple A, was leading all Double A pitchers in opponent average (.146), while ranking second in ERA and tied for fourth in strikeouts...prior to the season, was ranked as a top 10 Astros prospect by multiple publications: Baseball Prospectus (#7), *Baseball America* (#9) and ESPN.com (#6).

MINOR LEAGUES:

2014: Spent the entire year at Class A Advanced Lancaster, going 3-6 with a 5.47 ERA (59ER/97IP) and 115 strikeouts...was ranked by *Baseball America* as the No. 5 prospect in the Astros system and the No. 77 prospect in baseball...also rated as having the organization's 'Best Curveball' by the publication...**2013:** Was named a Midwest League Midseason All-Star after going 6-5 with a 3.18 ERA (37ER/104.2IP) and 117 strikeouts in 25 games (19 starts) for Class A Quad Cities...ranked by *Baseball America* as the No. 4 prospect with the 'Best Fastball' and 'Best Slider' in the Astros system...also ranked as the No. 50 prospect in baseball...ranked third in the Midwest League in strikeouts...did not give up a homer over his first 19 outings and 74.2 innings of the season...gave up two earned runs or less in 21 of his 25 games...also named an MiLB.com Organization All-Star...**2012:** Began his pro career with the Rookie Level GCL Astros (4g) and Greeneville Astros (4g)...combined to go 0-4 with a 3.46 ERA (10ER/26IP) and 29 strikeouts.

PERSONAL:

Lance and his wife, Kara, reside in Houston with their daughter Ava Rae.

LANCE G. MCCULLERS JR.

Year	Team	W	L	ERA	G	GS	CG	SHO	SV	IP	H	R	ER	HR	HB	BB	SO	WP	BK	AVG
2012	GCL Astros (R)	0	1	1.64	4	4	0	0	0	11.0	10	2	2	0	0	2	12	0	0	.227
	Greeneville (R)	0	3	4.80	4	4	0	0	0	15.0	10	11	8	2	1	10	17	3	0	.182
2013	Quad Cities (A)	6	5	3.18	25	19	0	0	0	104.2	92	49	37	3	6	49	117	4	2	.239
2014	Lancaster (A)	3	6	5.47	25	18	0	0	4	97.0	95	63	59	18	7	56	115	11	1	.255
2015	Corpus Christi (AA)	3	1	0.56	7	5	0	0	1	32.0	16	4	2	1	2	14	48	3	0	.142
	HOUSTON	6	7	3.22	22	22	1	0	0	125.2	106	49	45	10	5	43	129	8	1	.226
2016	Corpus Christi (AA)#	0	0	3.00	1	1	0	0	0	3.0	3	1	1	1	0	0	4	0	0	.273
	Fresno (AAA)#	0	0	0.00	1	1	0	0	0	5.0	2	0	0	0	0	2	7	1	0	.118
	HOUSTON	6	5	3.22	14	14	0	0	0	81.0	80	29	29	5	0	45	106	9	2	.261
2017	HOUSTON	7	4	4.25	22	22	0	0	0	118.2	114	61	56	8	11	40	132	8	1	.249
	Fresno (AAA)#	0	1	9.00	1	1	0	0	0	3.0	3	3	3	0	0	5	1	1	0	.300
	Corpus Christi (AA)#	1	0	3.60	1	1	0	0	0	5.0	5	2	2	0	0	1	2	0	0	.278
2018	HOUSTON	10	6	3.86	25	22	0	0	0	128.1	100	60	55	12	7	50	142	14	1	.215
2019	Did not play (injured)																			
MINOR LEAGUE TOTALS		13	17	3.72	69	54	0	0	5	275.2	236	135	114	25	16	139	323	23	3	.230
MAJOR LEAGUE TOTALS		29	22	3.67	83	80	0	0	0	453.2	406	199	185	35	23	178	509	39	5	.236

#Rehab assignment

DIVISION SERIES RECORD

Year	Team/Opp.	W	L	ERA	G	GS	CG	SHO	SV	IP	H	R	ER	HR	HB	BB	SO	WP	BK	AVG
2015	HOU/KC	0	0	2.84	1	1	0	0	0	6.1	2	2	2	1	2	2	7	0	0	.095
2017	HOU/BOS	0	0	6.00	1	0	0	0	0	3.0	3	2	2	0	0	2	4	0	0	.273
2018	HOU/CLE	0	0	0.00	2	0	0	0	0	2.0	2	0	0	0	0	0	0	0	0	.286
TOTALS		0	0	3.18	4	1	0	0	0	11.1	7	4	4	1	2	4	11	0	0	.179

CHAMPIONSHIP SERIES RECORD

Year	Team/Opp.	W	L	ERA	G	GS	CG	SHO	SV	IP	H	R	ER	HR	HB	BB	SO	WP	BK	AVG
2017	HOU/NYY	0	0	0.90	2	1	0	0	1	10.0	3	1	1	1	0	3	9	0	0	.097
2018	HOU/BOS	0	0	3.00	3	0	0	0	0	3.0	2	2	1	0	0	2	4	2	0	.182
TOTALS		0	0	1.38	5	1	0	0	1	13.0	5	3	2	1	0	5	13	2	0	.119

WORLD SERIES RECORD

Year	Team/Opp.	W	L	ERA	G	GS	CG	SHO	SV	IP	H	R	ER	HR	HB	BB	SO	WP	BK	AVG
2017	HOU/LAD	1	0	3.52	2	2	0	0	0	7.2	7	3	3	0	4	4	6	0	0	.259



MCCULLERS JR. CAREER TRANSACTIONS

- Selected by Houston with the 41st overall pick in the supplemental first round of the June 2012 draft.
- On Disabled List, March 25-May 13, 2016 (right shoulder soreness).
- On Disabled List, Aug. 3-Oct. 3, 2016 (right elbow discomfort).
- On Disabled List, June 12-24, 2017 (lower back discomfort).
- On Disabled List, July 31-Sept. 6, 2017 (lower back discomfort).
- On Disabled List, Aug. 5-Sept. 24, 2018 (right elbow discomfort).
- On Disabled List, March 24, 2019- Nov. 4, 2019 (right elbow surgery).

MCCULLERS JR. GAME HIGHS

Longest Winning Streak:	5 -- May 12-June 24, 2017
Longest Losing Streak:	4 -- Aug. 3-Sept. 22, 2015
Strikeouts:	11 (4x) -- last, July 29, 2018 vs. Texas
Walks:	6 (2x) -- last, April 11, 2018 at Minnesota
Innings (starter):	9.0 -- June 3, 2015 vs. Baltimore
Innings (relief):	1.0 -- Sept. 29, 2018 at Toronto
Low-Hit Game (CG):	4 -- June 3, 2015 vs. Baltimore

63

RHP

B/T	HEIGHT	WEIGHT
R/R	5'10"	183

MCCURRY



NON-ROSTER INVITEE

BRENDAN
MCCURRY**Born:** 1/7/92 in Ada, OK**Opening Day Age:** 28**Contract Status:** Signed through 2020**Acquired:** From Oakland in exchange for IF Jed Lowrie on Nov. 25, 2015.**Resides:** Tupelo, OK**ML Service:** 0.000

CAREER HIGHLIGHTS

- Reliever has exhibited excellent command of the strike zone in his four seasons as a professional, striking out 406 batters and walking 93 in his 337 career innings...has gone 19-22 with a 3.10 ERA (116ER/337IP) and 71 saves in 84 chances.
- Was a Double A Texas League Midseason and Postseason All-Star in 2016...also named an MiLB. com Organization All-Star in 2015.

MINOR LEAGUES:

2019: In 37 games with Triple A Round Rock, he recorded a 4.23 ERA (26ER/55.1IP) with 68 strikeouts and a .227 opponent batting average...also recorded six saves in eight opportunities and posted a 3-5 record...the righty recorded five consecutive saves to begin the season...**2018:** Began the year as an NRI at Spring Training with the Astros and dominated in nine appearances, posting a 3-0 record with two saves and a 0.00 ERA (0ER/11IP)...for the second straight regular season, spent his entire campaign at Triple A Fresno, appearing in 46 games and posting a 3.69 ERA (26ER/63.1IP) with 14 saves in 18 opportunities...as he has done in all five of his professional campaigns, struck out over a hitter per inning, fanning 73 in 63.1 innings pitched...following the regular season, pitched for Licey in the Dominican Winter League, making five appearances with a 3.86 ERA (2ER/4.2IP)...**2017:** Spent the entire season at Triple A Fresno, going 4-2 with a 4.43 ERA (22ER/44.2IP), 52 strikeouts and 12 walks in 35 games...was successful in six of his eight save opportunities...pitched five games in the Arizona Fall League following the season, going 0-1 with a 4.05 ERA (3ER/6.2IP)...**2016:** Served a 50-game suspension to start the season...split the year evenly between Triple A Fresno (28g) and Double A Corpus Christi (28g), combining to post a 3-5 record with a 3.07 ERA (28ER/82IP) and 94 strikeouts in 56 games (1 start)...was a Midseason and Postseason All-Star at Double A Corpus Christi, as he posted a 2.27 ERA (10ER/39.2IP) and 50 strikeouts in 28 games, saving 13 of 15 opportunities...closed out the year at Triple A, where he put up a 3.83 ERA (18ER/42.1IP) in 26 games...**2015:** Reached the Double A level for the first time in his career, pitching 14 games at Double A Midland and 36 games at Class A Advanced Stockton...saved 27-of-28 chances and posted a 1.86 ERA (13ER/63IP) combined at the two levels...started the season at Stockton, where he posted a 1.94 ERA (10ER/46.1IP) with 56 strikeouts and 11 walks in the hitter-friendly California League...recorded 21 saves in 22 opportunities...moved up to Double A on July 29...put up a 1.62 ERA (3ER/16.2IP) with Midland while saving all six of his opportunities...held opponents to a .155 (9x58) batting average...made 11 appearances in the Arizona Fall League, striking out 16 batters in 13.1 innings pitched for Mesa...**2014:** Started his professional career with the Rookie Level Arizona League Athletics...made one scoreless appearance (1.1IP) before moving up to Class A Beloit...pitched in 15 games with the Snappers, allowing just one run in 26.1 innings (0.34) while striking out

NOTES

- Graduated from Roff HS in Oklahoma in 2010...was an Oklahoma Coaches Association All-State selection in 2010...as a senior, went 8-1 with a 1.08 ERA while batting .510 with 26 homers and 65 RBI in 37 games.
- Attended Howard JC from 2011-12...during his second season at Howard, went 3-0 with a 4.22 ERA on the mound...hit .337 with five homers and 34 RBI in 54 games.
- Transferred to Oklahoma State for his final two collegiate seasons...in 2013 as a junior, was named an All-Big 12 Honorable Mention...his eight saves were the fifth-highest total in school history for a single season.
- Was an All-Big 12 First Team selection as a senior after going 5-0 with a 0.38 ERA (2ER/47.1IP) and 54 strikeouts...his 19 saves ranked fifth in the nation and set a new school record...also set the program's career saves mark with 27...was an NCAA All-Tournament Team selection, the NCBWA District VI Co-Player of the Year, NCBWA Stopper of the Year Award finalist, National College Baseball Hall of Fame Pitcher of the Year Award finalist, and NCBWA First Team All-American.
- Drafted by Oakland in the 22nd round of the 2014 draft...signed by A's scout Yancy Ayres.
- Was acquired by Houston from Oakland following the 2015 season in exchange for IF Jed Lowrie.
- Is currently signed to a minor league contract for the 2020 season.

PLAYER
DEVELOPMENT

2019 REVIEW

OPPONENTS

HISTORY
AND RECORDS

SPRING TRAINING

MEDIA
INFORMATIONMINUTE MAID
PARK

34 and walking three...finished the season at Class A Advanced Stockton (1G, 1IP).

BRENDAN SCOTT MCCURRY

Year	Team	W	L	ERA	G	GS	CGSHO	SV	IP	H	R	ER	HR	HB	BB	SO	WP	BK	AVG
2014	AZL Athletics (R)	0	0	0.00	1	0	0	0	1.1	2	0	0	0	0	0	2	0	0	.333
	Beloit (A)	2	0	0.34	15	0	0	0	26.1	12	1	1	1	2	3	34	1	1	.140
	Stockton (A)	0	0	0.00	1	0	0	0	1.0	0	0	0	0	0	0	1	0	0	.000
2015	Stockton (A)	1	2	1.94	36	0	0	0	21	46.1	30	13	10	3	4	11	56	1	.182
	Midland (AA)	0	1	1.62	14	0	0	0	6	16.2	9	3	3	1	0	6	26	1	.155
2016	Corpus Christi (AA)	2	4	2.27	28	0	0	0	13	39.2	28	12	10	4	3	8	50	2	.199
	Fresno (AAA)	1	1	3.83	28	1	0	0	3	42.1	47	18	18	2	7	13	44	0	.283
2017	Fresno (AAA)	4	2	4.43	35	0	0	0	6	44.2	51	29	22	6	7	12	52	1	.285
2018	Fresno (AAA)	6	7	3.69	46	0	0	0	14	63.1	64	32	26	5	8	17	73	2	.262
2019	Round Rock (AAA)	3	5	4.23	37	1	0	0	6	55.1	47	26	26	9	9	23	68	1	.227
MINOR LEAGUE TOTALS		19	22	3.10	241	2	0	0	71	337.0	290	134	116	31	40	93	406	9	.231

MCCURRY CAREER TRANSACTIONS

- Selected by Oakland in the 22nd round of the June 2014 draft
- Acquired by Houston from Oakland in exchange for IF Jed Lowrie on Nov. 25, 2015.



ROBERTO OSUNA

Born: 2/7/95 in Juan Jose Rios, MX

Opening Day Age: 25

Contract Status: Signed through 2020

Acquired: From Toronto in exchange for RHP Ken Giles, RHP David Paulino and RHP Hector Perez on July 30, 2018.

Resides: Los Mochis, MX

ML Service: 4.097

54

RHP

HT WT MB
R/R 6'2 217

CAREER HIGHLIGHTS

- Young closer enters the 2020 season at just 25 years old...has already pitched in parts of five seasons with Toronto (2015-18) and Houston (2018-19)...posted 154 saves in his five-year career from 2015-19, the second-most posted by any pitcher in that time frame...only Kenley Jansen had more with 195 saves.
- Was the 2019 AL saves leader after posting 38 saves on the season, becoming the first Astro to lead his league in saves since Jose Valverde in 2008.
- Posted a streak of 25 consecutive saves from Aug. 22, 2018-May 24, 2019, the longest saves streak in club history, topping RHP Brad Lidge's 24-save streak set in 2005...the only three pitchers in MLB history to have longer streak of consecutive saves to start their careers with a single club were Wade Davis for the Cubs (32 in 2017), Willie Hernandez for the Tigers (32 in 1984) and Brad Lidge for the Phillies (44 from 2008-09).
- At 24-years old, became the youngest pitcher in MLB history to record 150 career saves...Craig Kimbrel held the previous record (25 years old).
- Pitched his first three and a half seasons in Toronto, finishing his Blue Jays career with 104 saves, which ranks third in Jays franchise history, trailing only Tom Henke (217) and Duane Ward (121)...notched his 100th career save on April 10, 2018, at BAL...at 23 years, 62 days old, became the youngest pitcher in MLB history to reach 100 career saves, surpassing Francisco Rodriguez (24 years, 246 days old in 2006).

NOTES

- Signed by Toronto out of Mexico as a 16-year-old international free agent on Aug. 3, 2011.
- Prior to signing with the Blue Jays, played one season (2011) in the Mexican League at the age of 15...made 13 appearances for Mexico City, including two starts.
- His uncle, Antonio Osuna, pitched 11 seasons in the Majors from 1995-2005 for the Dodgers, White Sox, Yankees, Padres and Nationals.
- Was named the recipient of the 2016 National Sports Award, handed out annually by Mexico's National Commission for Sport...was presented the award by Mexican president Enrique Peña Nieto at a ceremony in Mexico City.
- Acquired by the Astros at the trade deadline in 2018 in exchange for three right-handed pitchers, including former closer Ken Giles...was arbitration eligible for the third time in his career this offseason...signed to a one-year contract for the 2020 season.

- Had an All-Star season with the Blue Jays in 2017, posting a career-high 39 saves in his age-22 season...converted 22 consecutive save opportunities from April 29-July 17, the fourth longest such streak in Blue Jays team history...was named AL Reliever of the Month for June, allowing just 1 ER in 11.2 IP (8 saves, 0.79 ERA, .105 AVG, 1BB, 19K)...was named to the All-Star Game on July 7...at 22 years, 154 days old, became the youngest player to appear in ASG in Blue Jays team history...pitched 1.0 scoreless inning in the ASG, which was held in Miami.
- In his second Major League season in 2016, set several Major League firsts because of his age (21 all season)...became the youngest pitcher in MLB history to record a save on Opening Day on April 3, 2016 at TB...became the youngest pitcher in MLB history to record 47 saves prior to their 22nd birthday on Aug. 17, 2016 at NYY...did not allow an earned run over 9.1 IP in the 2016 postseason, making seven appearances as the Blue Jays advanced to their second consecutive ALCS.
- Broke camp with the Blue Jays in 2015 at the age of 20, despite never pitching above the Class A level...made his MLB debut on April 8, 2015 at NYY, becoming the youngest pitcher in Blue Jays club history to appear in a ML game...earned his first career save on June 22, 2015 at TB and finished the year as the Jays closer...made seven postseason appearances for the Jays, allowing two runs in 8.1 innings (2.16 ERA).

2019: 24-year old was the 2019 AL saves leaders after posting 38 saves on the season...marked his second-most saves in a single season in his career (39 saves in 2017)...his 38 ranked sixth for a single season in Astros history and were the most since Jose Valverde saved 41 games in 2008...became the first Astro to lead his league in saves since Valverde in 2008...ranked fifth among AL relievers in WHIP (0.88)...marked the third-best WHIP by a reliever in franchise history, behind Bill Wagner's 0.78 mark set in 1999 and Chris Devenski's 0.81 mark set in 2016...posted a streak of 25 consecutive saves from Aug. 22, 2018-May 24, 2019, the longest saves streak in club history, topping RHP Brad Lidge's 24-save streak set in 2005...the only three pitchers in MLB history to have longer streak of consecutive saves to start their careers with a single club were Wade Davis for the Cubs (32 in 2017), Willie Hernandez for the Tigers (32 in 1984) and Brad Lidge for the Phillies (44 from 2008-09)...also posted a 28-game save streak when factoring his time with Toronto...at 24-years old, became the youngest pitcher in MLB history to record 150 career saves...Craig Kimbrel held the previous record (25 years old)...held lefties to a .150 (18x120) batting average and a .472 OPS (.214 OBP/.258 SLG)...posted the seventh-best opponent OPS against lefties among AL pitchers (min. 90 batters faced)...made his fourth-career Opening Day roster, and first with Houston...recorded his second save of the season on April 5 vs. OAK...marked his 14th consecutive successful save as an Astro, tying the longest start of a career streak in franchise (Fred Gladding (1968-69)...recorded a one-pitch save on April 12 at SEA, stranding two inherited runners...marked the first time an Astro recorded a one out, one-pitch save since RHP Ken Giles on April 30, 2017 vs. OAK...tossed a scoreless inning recording on April 14 at SEA to record his third save in the three-game series at T-Mobile Park...prior to Osuna, the last Astro to record three saves in a series was RHP Jose Veras in a four-game series from June 14-17, 2013 vs. CWS...the last to save all three game in a three-game series was RHP Matt Lindstrom from May 11-13, 2010 at STL...posted an 18-game scoreless streak from April 7-May 20 (18.1IP)...during a 10-game homestand from May 20-28, pitched in five games, notching four saves and one win...recorded a save in five consecutive Astros victories from Aug. 18-23, posting a 0.00 ERA (0ER/4.1IP) with four strikeouts...notched his 30th save of the season on Aug 22 vs. DET...marked his third season with 30 saves, also 2016 (36) and 2017 (39)...following a blown save on Sept. 2 at MIL, rattled off 10 consecutive scoreless appearances (10.1IP) to end the season, going seven-for-seven in save chances in that span...went 1-0 with 2 saves, a 3.60 ERA (4ER/10IP) and nine strikeouts in nine postseason games...pitched in the ALDS (Games 1, 2, 5), ALCS (Games 2, 3, 4, 6) and World Series (Games 3, 7)...tossed a perfect 9th inning in Game 5 of the ALDS, his fourth-career appearance in a potential postseason series clinching game...has been scoreless all four of those games, with his team winning all four games...suffered his first-career blown save in the postseason in Game 6 of the ALCS vs. NYY, but got the win after Houston's walkoff win...recorded his first-career save in the World Series in his first-career WS appearance in Game 3 at WSH...24-year-old became the youngest pitcher to get a save in the WS since 23-year-old Trevor Rosenthal in Game 2 of the 2013 WS.

2018: In 38 appearances combined between Toronto (15g) and Houston (23g), went 2-2 with 21 saves in 22 opportunities, posting a 2.37 ERA (10ER/38IP) with four walks and 32 strikeouts...ranked 11th in the AL in saves and third in save percentage (95.5%)...with the Astros, went 2-2 with 12 saves and a 1.99 ERA (5ER/22.2IP) in 23 games...walked three batters and struck out 19...became the third pitcher in Astros history to successfully save each of his first 12 opportunities with the club...also Fred Gladding (14 from 1968-69) and John Hudek (12 in 1994)...ranked second among AL relievers in walks per 9.0 innings ratio (0.95) and third in strikeout-to-walk ratio (8.00)...began the season with the Blue Jays, making 15 appearances...recorded six straight saves for Toronto to begin the season in April...notched his 100th career save on April 10 at BAL...at 23 years, 62 days old, became the youngest pitcher in MLB history to reach 100 career saves, surpassing Francisco Rodriguez (24 years, 246 days old in 2006)...was placed on the restricted list on May 8, which finished his Toronto career at 104 saves, the third-most in the history of the franchise...received a 75-game suspension from MLB on June 22, which included games already missed...did not pitch again until July 14 with the GCL Blue Jays...worked across three levels in the Blue Jays system in anticipation for his activation...was traded to Houston on July 30 in exchange for three right-hand pitchers: Ken Giles, David Paulino and Héctor Pérez...immediately reported to Double A Corpus Christi, making one appearance...combined to toss 7.0 scoreless innings in seven minor league games in the Blue Jays and Astros

system on his rehab assignment...activated from the restricted list on Aug. 5...quickly worked his way into the closer role, saving 12 games in 12 opportunities for Houston...got his first win of the season in his first outing with the Astros on Aug. 6 vs. SF...picked up two straight saves against his former club from Sept. 24-25 at TOR...pitched in four games in the postseason, recording one save with a 7.50 ERA (5ER/6IP) and five strikeouts...his ERA was skewed by a five-run outing in Game 3 of the ALCS vs. BOS (gave up a grand slam)...was scoreless in both of his games of the ALDS vs. CLE (Game 1 and Game 2)...picked up the save in Game 2 of the ALDS vs. CLE after tossing the final 1.1 innings in the Astros 3-1 win...improved to 3-for-3 in save chances in his postseason career...had his postseason scoreless innings streak snapped at 11.1 innings pitched (nine games) in Game 3 of the ALCS...allowed five runs on three hits, including a grand slam by ALCS MVP OF Jackie Bradley Jr.

2017: Recorded a career-high 39 saves, the second most in a season in franchise history (Ward – 45 in 1993) and second most in the AL (Alex Colome – 47)...became the first Toronto pitcher with back-to-back seasons of 35+ saves...became the first pitcher in MLB history with multiple 35+ save seasons before the age of 23...among AL relievers, ranked first in SO/BB (9.22), first in BB/9 (1.27), sixth in WHIP (0.86) and seventh in HR/9 (0.42)...posted personal bests in strikeouts (83), SO/9 (11.67), WHIP, BB/9, opponents' OBP (.234) and SLG (.274), HR/9, XBH allowed (11) and pitcher WAR (2.1)...his 49 save opportunities ranked second in franchise history (Ward – 51 in 1993)...became the fourth pitcher in team history with at least three seasons of 20+ saves, only Tom Henke had more (7)...of his 39 saves, only three were longer than 1.0 inning...struck out the side eight times...converted 22 consecutive save opportunities from April 29 – July 17, the fourth longest such streak in team history (second longest within a season, Henke-25 in 1991) and third longest in 2017 (Jansen-24, Holland-23)...over that span of 33G, he posted a 0.86 ERA (3ER/31.1IP) with just four walks allowed, 43 strikeouts, and an opponent average of .121 (13x107)...went 8-for-8 in save situations in May (14 games, 1.42 ERA, 0.71 WHIP, .159 AVG)...was named AL Reliever of the Month for June, allowing just 1 ER in 11.2 IP (8SV, 0.79 ERA, .105 AVG, 1BB, 19K)...was named to the All-Star Game as a replacement on July 7...at 22 yrs, 154 days old, would become the youngest player to appear in ASG in club history (previous: Dave Stieb, 22yrs, 352 days in '80 – courtesy of STATS)...made his first appearance in an All-Star Game (1IP) on July 11...became the first Toronto pitcher since Roy Halladay in 2008 to throw a scoreless inning in an ASG...became the seventh Toronto reliever to participate in an ASG (last: Cecil/Delabar in 2013)...at 22 years and 134 days old on June 21 at TEX, he became the youngest player in MLB history to record 75 saves (next youngest: Huston Street – 24y, 42d)...suffered a blown save and the loss (0.2, 5H, 4ER, K) on Aug. 6 at HOU...the 4 ER and 5 hits allowed were career highs.

2016: At 21.056 years of age, became the youngest pitcher in MLB history to record a save on Opening Day as he recorded the final three outs in the victory on April 3, 2016 at TB...he then joined Miguel Batista (2005) as the only pitchers in club history to save the team's first two games of a season...collected his 47th career save on Aug. 17, 2016 at NYY, becoming youngest pitcher in MLB history to record that many saves prior to their 22nd birthday (previous record: Terry Forster-46)...recorded his 30th save of the 2016 season on Sept. 4 at TB, becoming the youngest player to reach 30 saves in a season since 1969, when saves became an official statistic...the previous youngest was Neftali Feliz, who was 22 when he saved his 30th game of 2010 (TEX)...recorded his second career five-out save in the playoffs in Game 2 of the ALDS at TEX...joined Duane Ward as the only pitchers in team history to earn two five-out saves in the postseason...did not allow an earned run over 9.1 IP in the 2016 postseason...is one of five Toronto relievers to pitch at least 6.0 innings in a single playoffs without allowing an earned run...joined Dennis Lamp as the only Blue Jays relievers to toss a minimum of 9.0 innings in the playoffs without allowing a run...became just the fourth reliever in club history to record at least 9.0 IP in a single postseason, joining Al Leiter (1993), Duane Ward (1993) and Dennis Lamp (1985)...did not allow a hit with RISP during the 2016 playoffs (0x10)...was the only pitcher that postseason to not allow a hit with RISP (minimum 10 at-bats).

2015: Made his MLB debut on April 8, 2015 at NYY, retiring both batters faced while stranding the bases loaded...at 20.060 years old, became the youngest pitcher in club history to appear in a ML game...earned his first career win (1.2 IP, 1H, 0R, 2K) vs. LAA on May 18, 2015, becoming the youngest pitcher to win a game in franchise history...began 2015 with 9.2 scoreless innings...did not allow a home run in his first 24.2 innings to start his career...earned his first career save on June 22, 2015 at TB after pitching two scoreless innings and striking out five batters...earned his 20th save of the year on Sept. 28, 2015 at BAL...the only other pitcher to save 20 games in one season at age 20 or younger was Terry Forster with 29 saves for the White Sox in 1972...his 20 saves in 2015 were second most by a rookie in club history (Koch-31 in 1999)...among 2015 AL relievers, finished sixth in innings pitched (69.2) and seventh in opponent average (.192)...became the first rookie relief pitcher in MLB history to appear in 67 games in a season when younger than 21 years old (next closest: Terry Foster – 62G in 1972)...earned his first career postseason save in Game 5 of the 2015 ALDS vs. TEX, becoming the youngest pitcher in AL history to record a save in the postseason...became the second pitcher in team history to pitch more than 5.0 innings without allowing an earned run in a single playoff series after tossing 5.2 scoreless in the 2015 ALDS (Jim Acker, 1985)...retired the first 17 batters he faced in the 2015 playoffs before surrendering a home run to Kendrys Morales in Game 3 of the ALCS...became just the second player in postseason history to retire that many batters in a row when playing in their rookie season in MLB...after appearing in Game 3 vs. KC, became the third youngest pitcher ever to appear in an ALCS game...his 2.16 ERA in the 2015 playoffs ranks as the second lowest ERA by a Toronto rookie reliever in the postseason behind Aaron Sanchez (0.00 ERA).

MINOR LEAGUES:

2014: Made just eight starts in 2014 (seven for Dunedin, one for GCL) after returning from Tommy John surgery...debuted on July 8, just over one year after his last appearance...following the regular season, pitched in six games for Mesa in the Arizona Fall League...named to the AFL Rising Stars Game...**2013:** Made 10 starts for Class A Lansing before being sidelined with injury...last pitched on July 3...**2012:** Debuted stateside at the age of 17, making 12 appearances in the lower levels of the minor leagues.

TABLE OF CONTENTS

OSUNA

PLAYER DEVELOPMENT

2019 REVIEW

OPPONENTS

HISTORY AND RECORDS

SPRING TRAINING

MEDIA INFORMATION

MINUTE MAID PARK

ROBERTO QUINTERO OSUNA

Year	Team	W	L	ERA	G	GS	CG	SHO	SV	IP	H	R	ER	HR	HB	BB	SO	WP	BK	AVG
2012	Bluefield (R)	1	0	1.50	7	4	0	0	0	24.0	18	5	4	1	2	6	24	1	1	.209
	Vancouver (A)	1	0	3.20	5	5	0	0	0	19.2	14	9	7	1	1	9	25	2	0	.192
2013	Lansing (A)	3	5	5.53	10	10	0	0	0	42.1	39	28	26	6	2	11	51	8	0	.242
2014	GCL Blue Jays (R)	0	0	0.00	1	1	0	0	0	1.0	0	0	0	0	0	0	2	0	0	.000
	Dunedin (A)	0	2	6.55	7	7	0	0	0	22.0	28	16	16	3	3	9	30	0	0	.318
2015	TORONTO	1	6	2.58	68	0	0	0	20	69.2	48	21	20	7	1	16	75	5	0	.191
2016	TORONTO	4	3	2.68	72	0	0	0	36	74.0	55	23	22	9	3	14	82	4	1	.206
2017	TORONTO	3	4	3.38	66	0	0	0	39	64.0	46	26	24	3	3	9	83	4	0	.197
2018	TORONTO	0	0	2.93	15	0	0	0	9	15.1	16	5	5	0	2	1	13	1	0	.267
	GCL Blue Jays (R)#	0	0	0.00	1	0	0	0	0	1.0	1	0	0	0	0	0	1	0	0	.250
	Dunedin (A)#	0	0	0.00	2	2	0	0	0	2.0	1	0	0	0	0	0	1	0	0	.143
	Buffalo (AAA)#	0	0	0.00	3	0	0	0	0	3.0	5	0	0	0	0	2	5	0	0	.385
	Corpus Christi (AA)#	0	0	0.00	1	0	0	0	0	1.0	1	0	0	0	0	0	1	0	0	.250
	HOUSTON	2	2	1.99	23	0	0	0	12	22.2	17	5	5	1	2	3	19	2	0	.210
2019	HOUSTON	4	3	2.63	66	0	0	0	38	65.0	45	20	19	8	2	12	73	1	0	.190
MINOR LEAGUE TOTALS		5	7	4.11	35	29	0	0	0	116.0	107	58	53	11	8	37	140	11	1	.256
MAJOR LEAGUE TOTALS		14	18	2.75	310	0	0	0	154	310.2	227	100	95	28	13	55	345	17	1	.201

#Rehab assignment

WILD CARD GAME RECORD

Year	Team/Opp.	W	L	ERA	G	GS	CG	SHO	SV	IP	H	R	ER	HR	HB	BB	SO	WP	BK	AVG
2016	TOR/BAL	0	0	0.00	1	0	0	0	0	1.1	0	0	0	0	0	0	2	0	0	.000

DIVISION SERIES RECORD

Year	Team/Opp.	W	L	ERA	G	GS	CG	SHO	SV	IP	H	R	ER	HR	HB	BB	SO	WP	BK	AVG
2015	TOR/TEX	0	0	0.00	4	0	0	0	1	5.2	0	0	0	0	0	0	6	0	0	.000
2016	TOR/TEX	1	0	0.00	2	0	0	0	1	3.2	1	0	0	0	0	0	4	0	0	.083
2018	HOU/CLE	0	0	0.00	2	0	0	0	1	2.1	1	0	0	0	0	1	2	0	0	.125
2019	HOU/TB	0	0	3.38	3	0	0	0	0	2.2	2	1	1	0	0	2	4	1	0	.200
TOTALS		1	0	0.63	11	0	0	0	3	14.1	4	1	1	0	0	3	16	1	0	.085

CHAMPIONSHIP SERIES RECORD

Year	Team/Opp.	W	L	ERA	G	GS	CG	SHO	SV	IP	H	R	ER	HR	HB	BB	SO	WP	BK	AVG
2015	TOR/KC	0	1	6.75	3	0	0	0	0	2.2	3	2	2	1	0	1	0	0	0	.300
2016	TOR/CLE	0	0	0.00	4	0	0	0	0	4.0	3	0	0	0	0	0	4	0	0	.200
2018	HOU/BOS	0	0	12.27	2	0	0	0	0	3.2	4	5	5	1	2	0	3	1	0	.267
2019	HOU/NYY	1	0	3.60	4	0	0	0	1	5.0	2	2	2	1	0	1	4	0	0	.118
TOTALS		1	1	5.28	13	0	0	0	1	15.1	12	9	9	3	2	2	11	1	0	.211

WORLD SERIES RECORD

Year	Team/Opp.	W	L	ERA	G	GS	CG	SHO	SV	IP	H	R	ER	HR	HB	BB	SO	WP	BK	AVG
2019	HOU/WSH	0	0	3.86	2	0	0	0	0	1	2.1	3	1	1	0	0	2	1	0	.300

OSUNA CAREER TRANSACTIONS

- Signed by Toronto as a non-drafted free agent on Aug. 3, 2011.
- On Disabled List, April 2-April 11, 2017 (cervical spasm).
- On Restricted List, May, 8-Aug. 5, 2018.
- Acquired by Houston from Toronto in exchange for RHP Ken Giles, RHP David Paulino and RHP Hector Perez on July 30, 2018.

OSUNA GAME HIGHS

Longest Winning Streak: 4 (2x) -- last, Aug. 29, 2018-May 25, 2019
Longest Losing Streak: 6 -- May 27, 2015-Oct. 3, 2015
Strikeouts: 5 -- June 22, 2015 at Tampa Bay
Walks: 2 (4x) -- last, July 7, 2019 vs. Los Angeles (AL)
Innings (starter): none
Innings (relief): 2.1 -- May 6, 2015 vs. New York (AL)
Low-Hit Game (CG): none



ENOLI PAREDES

Born: 9/28/1995 in El Limon, Dominican Republic

Opening Day Age: 24

Contract Status: Signed through 2020

Acquired: Signed as a non-drafted free agent on Oct. 15, 2015

Resides: El Limon, DR

ML Service: 0.000

91

RHP

B/T **HEIGHT** **WEIGHT**
R/R 5'11 171

CAREER HIGHLIGHTS

- The righthanded pitcher has posted a career 2.41 ERA (63ER/235.0IP) with 297 strikeouts and a 0.99 WHIP through four years in the Astros minor league system (2016-19).
- Was named a 2017 Midwest League Midseason All-Star for Quad Cities...also made the 2019 Carolina League Mid-Season All-Star Team for Fayetteville.

MINOR LEAGUES:

2019: Appeared in 22 games between Class A Advanced Fayetteville (10g) and Double A Corpus Christi (12g) including 12 starts...recorded a 2.78 ERA (29ER/94.0IP) with a career-high 128 strikeouts and a 0.98 WHIP...was named to the Carolina League Mid-Season All-Star team after posting a 1.64 ERA with Fayetteville...**2018:** Pitched in 24 games between Quad Cities (16g) and Buies Creek (8g)...posted a career-low 1.43 ERA (11ER/69.0IP) with 90 strikeouts and just 29 walks...also recorded pristine 0.91 WHIP and allowed just one homer...**2017:** Spent the entire season with Quad Cities where he posted a 2.11 ERA (38.1IP/9ER) with a 0.89 WHIP...was also named to the Midwest League Midseason All-Star Team...**2016:** Pitched his first professional season with the GCL Astros...appeared in 12 games, posting a 3.74 ERA (14ER/33.2IP) with 46 strikeouts and no home runs allowed...was named the GCL Astros Player of the Month for August after posting a 1.38 ERA (2ER/13.0IP) with 21 strikeouts.

NOTES

- Signed by the Astros as a non-drafted free agent on October 15, 2015...was signed by Astros scouts Oz Ocampo and Roman Ocumarez.
- Selected to the Astros 40-man roster on Nov. 20, 2019...this will be his first Major League Spring Training camp.

ENOLI NORVETO PAREDES

Year	Team	W	L	ERA	G	GS	CG	SHO	SV	IP	H	R	ER	HR	HB	BB	SO	WP	BK	AVG
2016	GCL Astros (R)	1	3	3.74	12	3	0	0	3	33.2	25	18	14	0	3	19	46	5	0	.207
2017	Quad Cities (A)	1	3	2.11	8	6	0	0	0	38.1	21	9	9	3	0	13	33	4	0	.163
2018	Quad Cities (A)	2	3	1.46	16	5	0	0	2	55.2	28	14	9	0	1	26	71	8	0	.143
	Buies Creek (A)	4	1	1.35	8	0	0	0	0	13.1	6	3	2	1	2	3	19	1	0	.133
2019	Fayetteville (A)	3	1	1.64	10	6	0	0	0	44.0	21	9	8	3	2	21	59	3	0	.141
	Corpus Christi (AA)	2	3	3.78	12	6	0	0	1	50.0	29	27	27	1	5	21	69	2	2	.155
MINOR LEAGUE TOTALS		13	14	2.41	66	26	0	0	6	235.0	130	74	63	8	13	103	297	23	2	.160

PAREDES CAREER TRANSACTIONS

- Signed by Houston as a non-drafted free agent on Oct. 15, 2015.



BRAD PEACOCK

Born: 2/2/88 in Palm Beach, FL

Opening Day Age: 32

Contract Status: Signed through 2020

Acquired: From Oakland along with IF Chris Carter and C Max Stassi in exchange for IF Jed Lowrie and RHP Fernando Rodriguez on Feb. 4, 2013.

Resides: West Palm Beach, FL

ML Service: 5.165

41

RHP

HT	WEIGHT
6'1"	207

TABLE OF
CONTENTS

PEACOCK

PLAYER
DEVELOPMENT

2019 REVIEW

OPPONENTS

HISTORY
AND RECORDS

SPRING TRAINING

MEDIA
INFORMATIONMINUTE MAID
PARK

CAREER HIGHLIGHTS

- Versatile right-hander owns a 34-30 record with a 3.99 ERA (245ER/552.1IP) and 584 strikeouts in 155 career games in the Major Leagues (68 starts)...has pitched in the Majors with Houston (2013-19) and Washington (2011).
- Has bounced between the rotation and bullpen throughout his career...has made 83 career starts, posting a 4.04 ERA (194ER/432.0IP) and 95 relief appearances with a 3.81 ERA (51ER/120.1IP).
- Made his second-career postseason start in Game 6 of the 2019 ALCS...became the seventh pitcher in MLB history to start a postseason game on zero days rest, and the first since Eduardo Rodriguez in Game 4 of the 2018 World Series...also became the fourth pitcher in MLB history to start a game after finishing the previous game, joining Firpo Marberry (1924 WS), Mordecai Brown (1910 WS) and Doc White (1906 WS).
- Made a career-high 61 appearances (one start) for the Astros in 2018...among American League relievers, ranked sixth in strikeouts per 9.0 (13.36) and tied for eighth in strikeouts (94).
- Had a breakout 2017 season, receiving Astros Co-Pitcher of the Year honors by the Houston Chapter of the BBWAA...was dynamic as both a starter (10-2, 3.22 ERA) and a reliever (3-0, 1.77 ERA)...led the AL in winning percentage (13-2, .867)...among AL pitchers with at least 130 innings, ranked fourth with a 10.98 strikeouts per 9.0 innings ratio (161SO/132IP), trailing only LHP Chris Sale (12.93), RHP Corey Kluber (11.71) and RHP Chris Archer (11.15)...set a single-season Astros franchise record for winning percentage with his .867 (13-2) mark in 2017...the record was previously held by LHP Mike Hampton, who posted an .846 winning percentage after going 22-4 in 1999.
- Made one start and six relief appearances during the Astros 2017 postseason run...threw 7.1 innings across four games in the World Series, posting a 2.45 ERA with a save...was scoreless over the final 3.2 innings of Game 3 of the World Series, earning the first save of his career...marked the longest relief outing in a World Series Game by an AL reliever since RHP Gene Nelson went 3.2 innings in Game 3 of the 1990 World Series...was tied for the second-longest hitless relief outing to finish a World Series game in MLB history, tying RHP Ted Wilks (3.2IP), who did so in Game 6 of the 1944 World Series...pitched 2.0 scoreless innings in Game 7 of the World Series at LAD.
- In 2011, was named the Nationals Minor League Pitcher of the Year, Double A Eastern League Pitcher of the Year, a *Baseball America* Minor League and Double A All-Star, an Eastern League Midseason and Postseason All-Star, and a Topps Double A All-Star after going 15-3 with a 2.39 ERA (39ER/146.2IP) and 177 strikeouts between Double A Harrisburg (16g) and Triple A Syracuse (9g)...also represented the Nationals at the 2011 SiriusXM All-Star Futures Game at Chase Field.
- Was consistently rated as a top prospect...was ranked as the No. 36 overall prospect in the game by *Baseball America* in 2012...tabbed by *Baseball America* as Oakland's No. 4 prospect in 2013, and a top 20 Nationals

NOTES

- Graduated from Palm Beach Central High (FL) in 2006, where he played shortstop...drafted by Washington in the 41st round of the 2006 draft as a "draft and follow", but did not sign immediately.
- Elected to attend Palm Beach Community College (currently known as Palm Beach State College), where he went 8-2 with 82 strikeouts in 75 innings with the Panthers...signed with Washington following that season...signed by Nats scout Tony Arango.
- Brad's father, Jerry, was a firefighter and a policeman for 31 years in Lake Worth, Fla...since his retirement in 2003, Jerry has traveled the country in both a utility trailer and motor home in order to watch Brad's games.
- Brad's mother, Jacynce, coached Brad's Little League team to a championship after becoming the first ever female Little League coach at Okeeheele Park (West Palm Beach, Fla.)...the former softball player taught Brad the game when he was growing up.
- Made his debut on a Major League 40-man roster with Washington as a September call-up in 2011...was arbitration eligible for the third time this offseason...is currently signed by Houston to a one-year contract through the 2019 season.

prospect in 2008 (No. 19), 2010 (No. 16), 2011 (No. 10) and 2012 (No. 3)...rated by *Baseball America* as having the "Best Curveball" in Washington's system in both 2012 and 2011, and was tabbed by the publication as the "Best Pitching Prospect" with the "Best Control" in the Double A Eastern League in 2011.

2019: 31-year-old made 23 appearances, beginning the season in the starting rotation before shifting to the bullpen...dealt with two stints on the Injured List...went 5-6 with a 4.24 ERA (38ER/80.2IP) in 15 starts, and 2-0 with a 3.27 ERA (4ER/111IP) in his eight relief outings...held right-handed hitters to a .179 (32x179) batting average and a .553 OPS (.251 OBP/.302 SLG)...in night games this season, went 7-3 with a 2.27 ERA (17ER/67.1IP) and 75 strikeouts in 16 games (10 starts)...started the season on the Astros Opening Day roster for the fifth time in his career...placed on the 10-day Injured List on June 28 with right shoulder soreness...activated from the 10-day Injured List on Aug. 18...placed on the 10-day Injured List on Aug. 28 with right shoulder discomfort...activated from the 10-day Injured List on Sept. 22...over a four-start span from May 8-25, posted a 0.39 ERA (1ER/23IP)...the Astros went 4-0 in those starts, with Peacock earning wins vs. KC (May 8), at DET (May 13) and vs. CWS (May 20)...in his first start of the season, tossed 6.2 innings of one-run ball on April 1 at TEX...posted one of the best starts of his career on May 8 vs. KC, twirling a career-high 7.0 shutout innings, allowing three hits and striking out a career-high 12 batters...made the ALCS and WS rosters after not making the ALDS roster...posted a 3.18 ERA (2ER/5.2IP) in five postseason games (one start)...made his second-career postseason start in Game 6 of the ALCS...became the seventh pitcher in MLB history to start a postseason game on zero days rest, and the first since Eduardo Rodriguez in Game 4 of the 2018 World Series...also became the fourth pitcher in MLB history to start a game after finishing the previous game, joining Firpo Marberry (1924 WS), Mordecai Brown (1910 WS) and Doc White (1906 WS)...appeared in five games (one start) with Triple A Round Rock on rehab assignment, allowing nine earned runs in 3.2 innings pitched, while striking out 7 batters...made one rehab start with Double A Corpus Christi, tossing 2.0 scoreless innings.

2018: Continued to be one of the Astros most-reliable arms out of the bullpen in what was his sixth season with the Astros...made a career-high 61 appearances, with 60 coming out of the bullpen and one coming as a starter...recorded three saves, the first regular season saves of his career...among American League relievers, ranked sixth in strikeouts per 9.0 (13.36) and tied for eighth in strikeouts (94)...walked only 20 batters in 65 innings for a 2.77 walks per 9.0 innings ratio and 4.80 in strikeout-to-walk ratio (20BB/96K), both career-best marks...made his fourth-career appearance on an Opening Day roster...set a career-long scoreless appearance streak of 11 games from April 19-May 23 (11IP)...went scoreless in 11 of his 12 games in June, posting a 0.68 ERA (1ER/113.1IP) with 22 strikeouts and two walks...recorded multiple strikeouts in nine straight relief outings from July 27-Aug. 26 (24 SO in 13.2 IP)...tied the fourth-longest streak by a reliever in club history...struck out 13 of the 21 batters he faced from July 29-Aug. 9 (6IP)...made his only start of 2018 on Aug. 21 at SEA, throwing 1.2 scoreless innings...gave up three hits and struck out two...despite a productive season, was not on the Astros postseason roster for the ALDS or ALCS.

2017: Had a breakout 2017 season, receiving Astros Co-Pitcher of the Year honors by the Houston Chapter of the BBWAA (along with LHP Dallas Keuchel)...was dynamic as both a starter (10-2, 3.22 ERA) and a reliever (3-0, 1.77 ERA)...led the AL in winning percentage (13-2, .867)...among AL pitchers with at least 130.0 innings pitched, ranked fourth with a 10.98 strikeouts per 9.0 innings ratio (161SO/132IP), trailing only LHP Chris Sale (12.93), RHP Corey Kluber (11.71) and RHP Chris Archer (11.15)...set a single-season Astros franchise record for winning percentage with his .867 (13-2) mark...the record was previously held by LHP Mike Hampton, who posted an .846 winning percentage after going 22-4 in 1999...set career highs in wins (13), innings (132.0), strikeouts (161) and appearances (34), while posting career-best marks in opponent OPS (.615), strikeouts per 9.0 innings (10.98), strikeout to walk ratio (2.82) and homers per 9.0 innings ratio (0.68)...ranked third on the team in wins behind Dallas Keuchel (14) and Charlie Morton (14)...held opposing hitters to a .206 (100x485) batting average...was particularly good against right-handed batters, as he led the league in opponent batting average vs. right-handed hitters with a .173 (47x272) mark...gave up just 10 homers in his 132.0 innings, giving him the fourth-best home runs per 9.0 innings ratio in the Majors behind LHP James Paxton (0.60), RHP Lance McCullers Jr. (0.61) and RHP Stephen Strasburg (0.67) (min. 100IP)...went undefeated on the road, finishing the season 8-0...led the Majors in road winning percentage...the eight-game streak tied the longest road winning streak in franchise history with RHP Darryl Kile (1997) and LHP Bob Knepper (1984-85)...became the first pitcher in franchise history to go undefeated on the road over a single season (min. 7 decisions)...had four games where he struck out at least eight batters in less than 5.0 innings pitched...prior to Peacock, there hadn't been a pitcher in the last 100 years to post even three games like this in a single season...the most was two, accomplished nine times, most recently by RHP David Paulino (2017), LHP Robbie Ray (2016), LHP Jorge De La Rosa (2016) and RHP Danny Salazar (2013, 2014)...made his third career appearance on an Opening Day roster...served a stint on the Paternity List from June 24-27 for the birth of his son...made his first 12 appearances out of the bullpen, going 2-0 with a 1.10 ERA (2ER/16.1IP) with 22 strikeouts and a .127 opponent batting average...was the winning pitcher on April 5 vs. SEA, in his season debut...entered the 13th inning with the bases loaded...walked the first batter he faced before inducing a flyout and recording two strikeouts...was his first Major League win since Sept. 2, 2014 vs. LAA...began the season with a run of seven consecutive scoreless appearances...marked the longest scoreless streak of his career...in that span, opponents were just 1x30 off him...made his first start of the season on May 22 vs. DET...allowed just one hit in 4.1 scoreless innings...struck out eight and walked two...became the fifth pitcher in club history to strike out eight batters in a start of 4.1

innings or less, joining LHP Erik Bedard (2013), LHP Ron Villone (2003), RHP J.R. Richard (1973) and LHP Denny Lemaster (1970)...prior to Peacock, the last Major League pitcher to have a scoreless start like this was RHP Danny Salazar in 2013 (3.2IP, 0R, 9K)...started on three days rest and struck out 10 batters in just 4.2 innings pitched, allowing one run on two hits against the Rangers on June 13...carried a no-hitter into the 5th inning...became the first pitcher in club history to record 10 strikeouts in an outing of less than 5.0 innings pitched...became the first Astros pitcher to record 10+ strikeouts on three days rest since RHP Shane Reynolds struck out 12 on May 21, 1996 vs. STL...had a career-long seven-game winning streak from June 19-Aug. 4...during the run, he went 7-0 with a 3.38 ERA (16ER/42.2IP) and 29 strikeouts in seven starts and one relief outing...earned his fourth consecutive win on July 9, after throwing 6.0 shutout innings against the Jays in a 19-1 victory to end the first half of the season...was his fifth consecutive road victory...moved back to the pen for one appearance on July 28 at DET...gave up two runs in 4.0 innings...was then inserted back into the rotation for 10 starts to finish the season...recorded his first career extra-base hit and RBI on Aug. 15 at ARI...plated both runs on a double, helping the club to a 9-4 victory over the D-backs...struck out eight batters on Aug. 25 at LAA...fanned at least eight in three consecutive games, tying the longest such streak of his career (previously May 22-June 4, 2017)...did not allow more than two earned runs in each of his last six starts from Aug. 26-Sept. 28...owned a 2.38 ERA (9ER/34IP) and .158 opponent batting average in that span...walked just 20 batters over his last 12 starts (70.1IP) for a 2.56 walks per 9.0 innings ratio...made one start and six relief appearances during the postseason...threw 7.1 innings across four games in the World Series, posting a 2.45 ERA with a save...started Game 3 of the ALDS in Boston, giving up three runs in 2.2 innings with four strikeouts (did not factor into the decision)...was scoreless over the final 3.2 innings of Game 3 of the World Series, earning the first save of his career...marked the longest relief outing in a World Series Game since LHP Madison Bumgarner went 5.0 innings in Game 7 of the 2014 World Series...was the longest by an AL reliever since RHP Gene Nelson went 3.2 innings in Game 3 of the 1990 World Series...was tied for the second-longest hitless relief outing to finish a World Series game in MLB history, tying RHP Ted Wilks (3.2IP), who did so in Game 6 of the 1944 World Series...RHP Ron Taylor (4.0IP) holds the record after his Game 4 performance in 1964...pitched 2.0 scoreless innings in Game 7 of the World Series at LAD...became the first pitcher to make multiple multi-inning scoreless relief appearances in a single World Series since RHP Tim Lincecum (2012).

2016: Spent the majority of the season at Triple A before providing Houston with 31.2 quality innings across 10 outings (five starts) over the final two months of the regular season...entered Houston's starting rotation in September after RHP Lance McCullers Jr. suffered a right elbow strain...went 0-1 with a 3.65 ERA (10ER/24.2IP) and 21 strikeouts in his five starts...allowed two runs or less in four of those five starts...posted a 3.86 ERA (3ER/7IP) and seven strikeouts in his five relief outings...had three stints in the Major Leagues...began the year at Triple A before getting recalled to Houston on Aug. 3...was optioned on Aug. 5...recalled on Aug. 19...optioned on Aug. 29...recalled to Houston for a final time on Sept. 2...allowed three earned runs or less in each of his first four starts with Houston...that gave him a career-long, 11-game streak of allowing three runs or less that dated back to 2014...went 5-6 with a 4.92 ERA (55ER/117IP) and 119 strikeouts in 22 games (21 starts) at Triple A Fresno...ranked third in the PCL in strikeouts per 9.0 innings (9.15) behind RHP Jharel Cotton (10.28) and RHP Jeff Hoffman (9.40)...recorded a 7.0-inning complete game on July 9 vs. Reno.

2015: Made one Major League appearance and two minor league appearances as he battled an intercostal strain all season...began the season on the 15-day Disabled List as he was recovering from offseason hip surgery...made a rehab start with Triple A Fresno on the club's Opening Day on April 9...went 4.2 scoreless innings and allowed five walks with two strikeouts...did not allow a hit...made his one and only start with the Astros on April 14 vs. OAK...took the loss, as he gave up three runs in 5.0 innings...following the start, was placed back on the 15-day Disabled List with a left intercostal strain...made his final appearance of the season on June 11 with Double A Corpus Christi...pitched 2.0 scoreless innings at Midland with two strikeouts...on July 3, was transferred to the 60-day Disabled List, where he remained through the end of the season.

2014: Started the year in the bullpen before making 24 starts in the Astros rotation...set career highs in appearances (28), starts (24), innings (131.2) and strikeouts (119)...aside from a three-start stretch from July 13-Aug. 6 in which he allowed 16 runs in 9.0 innings, posted a 4-5 record with a 3.58 ERA (45ER/113IP) and 101 strikeouts in his other 21 starts...posted a 4.50 ERA (61ER/122IP) in his 24 starting assignments as opposed to a 7.45 ERA (8ER/9.2IP) in his four appearances out of the bullpen...made the Opening Day roster for the second straight year, this time out of the bullpen...was slotted into the rotation on April 20...missed a start on May 24 with forearm soreness...was scratched from a start on June 21 at TB with a stomach illness...optioned to Triple A on July 27...recalled from Triple A on Aug. 6...scratched from a start on Sept. 14 with lower back tightness...made his first relief appearance of the season on April 3 vs. NYY...allowed one run in his 3.1 innings, striking out four...tied the longest relief outing of his career (also June 8, 2013, at KC)...went 3.0 innings and struck out four batters again in his next relief outing on April 7 vs. LAA...joined RHP J.R. Richard (1973) as the only Astros pitchers to throw at least 3.0 innings with four strikeouts in each of their first two relief outings to start a season...tossed 2.2 innings with two strikeouts in his next appearance on April 11 at TEX...became one of just seven Houston relievers to start a season with three consecutive multi-inning, multi-strikeout games, and the first since RHP Larry Andersen (1990)...was moved into the starting rotation on April 20 at OAK...was one of four pitchers vying for the final two rotation spots during Spring Training...went on to post a 3.89 ERA (32ER/74IP)

over his first 13 starts of the season...on May 12 vs. TEX, struck out a career-high 11 batters over 6.0 innings, besting his previous career high of 10 strikeouts set on Aug. 4, 2013, at MIN....allowed two earned runs or less in each of his last six starts of the season from Aug. 22-Sept. 26, which was the longest such streak of his career...went 1-1 with a 2.12 ERA (7ER/29.2IP) and 30 strikeouts over that six-start stretch...put up a 2.33 ERA (5ER/19.1IP) in September, the lowest ERA he had posted in any month of his career (min. four games)...made one start during his brief stint at Triple A....allowed three runs on seven hits and one walk in 5.2 innings, striking out five in a 7-3 win over Round Rock on July 29.

2013: Rookie starter made 18 appearances (14 starts) across three stints with the Astros...came on strong at the end of the year, posting a 4-3 record and a 3.67 ERA (25ER/61.1IP) in his final 12 MLB games (nine starts)...held right-handed hitters to a .184 (26x141) average, which ranked ninth in the AL (min. 125 AB)...picked up four of his five wins in road games and all five in night games...began the year as the Astros No. 4 starter and made five turns in the rotation (1-3, 8.44) before being moved to the bullpen for one outing (3ER/0.2IP)...optioned to Triple A OKC on May 1 and made four starts for the RedHawks (1-2, 4.98)...recalled on May 28, made three relief appearances, and was optioned again on June 8...posted a 5-0 record and a 1.88 ERA (12ER/57.1IP) over 10 apps. (nine starts) for OKC before his final recall on Aug. 4...was reinserted into the Astros rotation on Aug. 4 and after that date went 4-3 with a 3.64 ERA (22ER/54.1IP) and six quality starts in his nine appearances...allowed just a .216 (44x204) opponent batting average within that time frame, including a .157 (13x83) mark against right-handed hitters...fanned 54 hitters over those last 54.1 innings pitched...in his first start back with the Astros on Aug. 4 at MIN, tossed a career-high 7.0 innings while recording a career-high 10 strikeouts...tied a season-high for strikeouts by an Astros pitcher...marked the most strikeouts by an Astros rookie since RHP Roy Oswalt fanned 12 on Sept. 9, 2001, vs. MIL...went 6-2 with a 2.73 ERA (24ER/79IP) in 14 games (13 starts) for OKC...allowed a .226 (65x288) opponent batting average, including a .183 (26x142) mark against left-handed hitters...in his final stint with the RedHawks before being recalled to Houston, was one of the top pitchers in the entire PCL...over 10 outings from June 13-July 29, ranked tied for first in the league in wins (5), second in innings pitched (57.1), tied for third in strikeouts (49), fourth in ERA (1.88) and fifth in WHIP (1.05)...had 49 strikeouts and 12 walks over that span...pitched his way into the starting rotation in Spring Training after posting a 2.78 ERA (7ER/22.2IP) in eight appearances, including four starts...over his final five appearances, posted a 0.94 ERA (2ER/19IP)...did not allow a homer in his 22.2 innings pitched during the Spring...was one of five players to throw at least 20.0 innings during Spring Training without allowing a homer...entered the season ranked by MLB.com as the Astros No. 10 prospect.

2012: Spent his first season in the A's organization at Triple A Sacramento, registering a 12-9 mark in 28 games and 25 starts...set career highs in games and matched his high in games started...his 12 wins were the most in the A's farm system and ranked tied for fourth in the PCL...also ranked fourth in the A's system in strikeouts (139) and eighth in innings pitched (134.2)...ranked third in the PCL in strikeouts per 9.0 innings (9.10) and seventh in strikeouts...led Sacramento in wins, losses, innings pitched, hits, runs, earned runs, home runs, walks and strikeouts and tied for the team lead in games started...yielded a .217 average with RISP and two outs...went 6-3 with a 4.14 ERA and a .213 opponent average in 10 games, including seven starts, after the break...was 11-8 with a 5.85 ERA in his 25 starts...went 1-1 with an 8.10 ERA in three relief appearances.

2011: Was named the Nationals Minor League Pitcher of the Year and Double A Eastern League Pitcher of the Year before earning a September call-up with the Nationals...went 2-0 with a 0.75 ERA in three games (two starts) in his first career Major League stint...held the opposition to a .167 batting average in 12.0 innings...his debut came in relief on Sept. 6 vs. LAD (1.1 IP)...did not allow a run in either of his two starts for a season-ending scoreless streak of 11.1 innings...his first start was on Sept. 14 at NYM, when he combined on a four-hit, 2-0 shutout for his first Major League win...tossed 5.0 innings, allowed two hits and fanned Josh Satin to lead off the third inning for his first strikeout...also won his second start on Sept. 22 at PHI, tossing 5.2 shutout innings in a 6-1 Nationals win...became the first pitcher to record a win without allowing a run in the first two starts of his career, with both coming on the road, since Boston's LHP Vaughn Eshelman in 1995...combined to go 15-3 with a 2.39 ERA and .188 opponent batting average in 25 games (23 starts) at Double A Harrisburg and Triple A Syracuse...struck out 177 batters in 146.2 innings (10.86 strikeouts per 9.0 innings ratio)...walked 47 for a strikeout to walk ratio of 3.77...surrendered just nine home runs (0.55 per 9.0 innings)...was tied for second in minor league baseball in wins and ranked seventh in strikeouts...had the fourth-lowest opponent batting average among full season minor leaguers and ranked 11th in ERA...was named to the *Baseball America* Minor League All-Star Team...had minor league career-highs in wins and strikeouts...his .188 opponent batting average broke down to a .163 mark against left-handed hitters and a .211 mark against right-handers...was a perfect 10-0 with a 2.45 ERA in 13 games (12 starts) on the road...his teams were 18-5 (.783) in his starting assignments...allowed two runs or fewer in 17 of his 23 starts and walked two batters or fewer 17 times...had five starts where he yielded just one hit...began the season at Harrisburg where he went 10-2 with a 2.01 ERA in 16 games (14 starts)...was tied for fifth in the Eastern League in wins and was named to the league's Midseason and Postseason All-Star Teams...was also named to the *Topps* and *Baseball America* Double A All-Star Team...lost his first outing of the season, a relief appearance April 11 against New Britain...then compiled a seven-game winning streak...posted a 1.97 ERA during the streak, which spanned eight starts from April 17-May 25...was named the Eastern League Pitcher of the Week twice during the streak...the first time was for



the week of April 18-24 after tossing a season-high 7.1 shutout innings and striking out nine against Trenton on April 22...was honored the second time for the week of May 9-15 after striking out a season-high 14 at Richmond on May 13...fanned 10 batters in 6.0 innings in his next start, a 7-2 win at Binghamton May 21...allowed just one hit in the game, a solo home run...had his winning streak snapped on June 12 against Akron, despite striking out 10 batters in 6.1 innings...tossed his lone complete game of the season June 18 at Altoona, a 7.0-inning four-hitter in a 6-3 win...was selected to pitch in the Futures Game and tossed 1.0 scoreless inning in the contest July 10 at Chase Field...was transferred to Triple A Syracuse on July 14 and went 5-1 with a 3.19 ERA in nine starts with the Chiefs...lost his first start but then went 5-0 with a 2.06 ERA over his final eight starts...allowed one hit in back-to-back starts July 27 against Colorado Springs (7.0 IP) and Aug. 2 at Toledo (4.0 IP)...tossed 7.0 shutout innings and allowed just one hit on Aug. 18 against Gwinnett.

MINOR LEAGUES:

2010: Combined to go 6-11 with a 4.50 ERA in 26 games (25 starts) at Class A Advanced Potomac and Double A Harrisburg...led Washington's farm system with 148 strikeouts...118 of those came with Potomac, which ranked tied for second in the Carolina League...his 25 starts were a career-high...averaged 9.38 strikeouts per 9.0 innings...was rated as the Nationals 10th best prospect by *Baseball America* following the season...began the season at Potomac and went 4-9 with a 4.44 ERA in 19 games (18 starts)...struck out a season-high 10 batters in 5.0 innings April 20 against Fredrick...was 1-8 with a 4.74 ERA over his first 13 games and 12 starts...then went 3-1 with a 2.03 ERA over his next four starts, including July 5 against Wilmington when he tossed a 9.0-inning complete game shutout...allowed just five hits and walked one while striking out four to earn Carolina League Pitcher of the Week honors for the week of July 5-11...was transferred to Harrisburg on July 26, where he posted a 2-2 record and 4.66 ERA in seven starts...made one relief appearance during the Eastern League playoffs and tossed 2.0 scoreless innings without allowing a hit (1BB, 3K)...pitched for Scottsdale in the Arizona Fall League and was 0-0 with a 4.50 ERA in nine relief appearances...struck out 17 and walked just three in 12.0 innings...**2009:** Combined for an 8-11 record and a 4.14 ERA in 27 games (24 starts) with Washington's two Class A affiliates at Hagerstown and Potomac...logged a career-high 147.2 innings...began the season with Hagerstown and went 0-4 with a 4.50 ERA over his first eight starts...picked up his first win on May 30 at Hickory...went 3-0 with a 1.69 ERA over his final three starts before being promoted to Potomac July 29...went 3-3 with a 4.34 ERA in eight games (seven starts) with the Nationals...**2008:** Began the season at Class A Hagerstown and made eight starts before he was sent back to Extended Spring Training on May 19...joined Vermont of the New York-Penn League (Class A Short Season) when its season began in mid-June and went 4-8 with a 3.12 ERA in 14 starts for the Lake Monsters...was 4-12 with a 4.97 ERA in 22 starts overall...went 3-1 with a 2.36 ERA over his first six starts with the Lake Monsters...capped that stretch with his first complete game, a 7.0-inning four-hitter in a 4-1 win at Oneonta on July 21 (0ER)...fired his second complete game, a 7.0-inning seven-hitter in a 5-3 win at Oneonta on Sept. 1 (2ER)...**2007:** Made his professional debut with the Nationals affiliate in the Rookie Level Gulf Coast League and went 1-1 with a 3.89 ERA in 13 games (seven starts)...was 1-0 with a 4.70 ERA in his six relief appearances compared to 0-1 with a 3.38 ERA in his seven starts...made his professional debut in relief on June 20 at the Cardinals affiliate (1ER/2IP)...his first win came in relief on Aug. 8 against the Dodgers when he tossed 3.0 scoreless innings.

PERSONAL:

Brad and his wife, Stephanie, have two sons, Colton and Jaxson, and reside in West Palm Beach, Fla.

TABLE OF
CONTENTS

PEACOCK

PLAYER
DEVELOPMENT

2019 REVIEW

OPPONENTS

HISTORY
AND RECORDS

SPRING TRAINING

MEDIA
INFORMATIONMINUTE MAID
PARK

BRADLEY J. PEACOCK

Year	Team	W	L	ERA	G	GS	CG	SHO	SV	IP	H	R	ER	HR	HB	BB	SO	WP	BK	AVG
2007	GCL Nationals (R)	1	1	3.89	13	7	0	0	0	39.1	38	23	17	1	2	15	34	5	0	.242
2008	Hagerstown (A)	0	5	9.09	8	8	0	0	0	33.2	38	38	34	8	8	21	23	4	0	.284
	Vermont (A)	4	7	3.12	14	14	2	0	0	75.0	67	38	26	3	3	27	54	4	1	.235
2009	Hagerstown (A)	5	8	4.05	19	17	0	0	0	100.0	104	49	45	10	8	32	77	5	0	.272
	Potomac (A)	3	3	4.34	8	7	0	0	0	47.2	46	26	23	4	3	10	27	1	0	.253
2010	Potomac (A)	4	9	4.44	19	18	1	1	0	103.1	109	59	51	11	4	25	118	10	2	.268
	Harrisburg (AA)	2	2	4.66	7	7	0	0	0	38.2	33	21	20	5	0	22	30	0	0	.234
2011	Harrisburg (AA)	10	2	2.01	16	14	1	0	0	98.2	62	25	22	4	2	23	129	4	0	.179
	Syracuse (AAA)	5	1	3.19	9	9	0	0	0	48.0	36	18	17	5	2	24	48	4	0	.205
	WASHINGTON	2	0	0.75	3	2	0	0	0	12.0	7	1	1	0	0	6	4	1	0	.167
2012	Sacramento (AAA)	12	9	6.01	28	25	0	0	0	134.2	147	99	90	16	5	66	139	14	0	.275
2013	HOUSTON	5	6	5.18	18	14	0	0	0	83.1	78	51	48	15	3	37	77	4	0	.241
	Oklahoma City (AAA)	6	2	2.73	14	13	0	0	0	79.0	65	29	24	9	1	22	76	3	0	.226
2014	HOUSTON	4	9	4.72	28	24	0	0	0	131.2	136	80	69	20	4	70	119	6	0	.267
	Oklahoma City (AAA)	1	0	4.76	1	1	0	0	0	5.2	7	3	3	1	0	1	5	0	0	.292
2015	Fresno (AAA)#	0	0	0.00	1	1	0	0	0	4.2	0	0	0	0	1	5	2	0	0	.000
	HOUSTON	0	1	5.40	1	1	0	0	0	5.0	5	3	3	0	1	2	3	0	0	.278
	Corpus Christi (AA)#	0	0	0.00	1	1	0	0	0	2.0	2	0	0	0	1	1	2	0	0	.250
2016	Fresno (AAA)	5	6	4.23	22	21	1	1	0	117.0	122	64	55	11	6	40	119	9	0	.270
	HOUSTON	0	1	3.69	10	5	0	0	0	31.2	21	15	13	6	0	14	28	2	0	.186
2017	HOUSTON	13	2	3.00	34	21	0	0	0	132.0	100	46	44	10	3	57	161	6	1	.206
2018	HOUSTON	3	5	3.46	61	1	0	0	3	65.0	56	26	25	11	3	20	96	5	0	.226
2019	HOUSTON	7	6	4.12	23	15	0	0	0	91.2	78	43	42	15	5	31	96	1	1	.227
	Corpus Christi (AA)#	0	0	0.00	1	1	0	0	0	2.0	0	0	0	0	0	1	4	0	0	.000
	Round Rock (AAA)#	0	0	22.09	5	1	0	0	0	3.2	6	9	9	1	0	7	4	0	0	.353
MINOR LEAGUE TOTALS		58	55	4.21	186	165	5	2	1	933.0	882	501	436	89	46	342	891	63	3	.248
MAJOR LEAGUE TOTALS		34	30	3.99	178	83	0	0	3	552.1	481	265	245	77	19	237	584	25	2	.231

#Rehab assignment

DIVISION SERIES RECORD

DIVISION SERIES RECORD																				
Year	Team/Opp.	W	L	ERA	G	GS	CG	SHO	SV	IP	H	R	ER	HR	HB	BB	SO	WP	BK	AVG
2017	HOU/BOS	0	0	10.13	1	1	0	0	0	2.2	6	3	3	0	0	1	4	0	0	.429

CHAMPIONSHIP SERIES RECORD

Year	Team/Opp.	W	L	ERA	G	GS	CG	SHO	SV	IP	H	R	ER	HR	HB	BB	SO	WP	BK	AVG
2017	HOU/NYY	0	0	7.71	2	0	0	0	0	2.1	3	2	2	2	1	0	4	0	0	.300
2019	HOU/NYY	0	0	3.38	2	1	0	0	0	2.2	2	1	1	0	0	1	3	0	0	.200
TOTALS		0	0	5.40	4	1	0	0	0	5.0	5	3	3	2	1	1	7	0	0	.250

WORLD SERIES RECORD

Year	Team/Opp.	W	L	ERA	G	GS	CG	SHO	SV	IP	H	R	ER	HR	HB	BB	SO	WP	BK	AVG
2017	HOU/LAD	0	0	2.45	4	0	0	0	1	7.1	4	2	2	0	1	3	8	1	0	.154
2019	HOU/WSH	0	0	3.00	3	0	0	0	0	3.0	1	1	1	0	0	3	4	0	0	.091
TOTALS		0	0	2.61	7	0	0	0	1	10.1	5	3	3	0	1	6	12	1	0	.135

PEACOCK CAREER TRANSACTIONS

- Selected by Washington in the 41st round of the June 2006 draft.
- Acquired by Oakland from Washington along with RHP A.J. Cole, LHP Tommy Milone and C Derek Norris in exchange for LHP Gio Gonzalez and RHP Rob Gilliam on Dec. 23, 2011.
- Acquired by Houston from Oakland along with IF Chris Carter and C Max Stassi in exchange for IF Jed Lowrie and RHP Fernando Rodriguez on Feb. 4, 2013.
- On Disabled List, April 1-14, 2015 (recovering from right hip surgery).
- On Disabled List, April 15-Nov. 5, 2015 (left intercostal strain).
- On Disabled List, June 28-Aug. 18, 2019 (right shoulder soreness).
- On Disabled List, Aug. 28-Sept. 22, 2019 (right shoulder discomfort).

PEACOCK GAME HIGHS

Longest Winning Streak:	7 -- June 19-Aug. 4, 2017
Longest Losing Streak:	5 -- Sept. 24, 2013- May 12, 2014
Strikeouts:	12 -- May 8, 2019 vs. Kansas City
Walks:	6 (2x) -- last, June 29, 2017 vs. Oakland
Innings (starter):	7.0 (4x) -- last, May 8, 2019 vs. Kansas City
Innings (relief):	4.0 -- July 28, 2017 at Detroit
Low-Hit Game (CG):	none

89

IF

B/T	HEIGHT	WEIGHT
R/R	6'0"	202

JEREMY
PEÑA**Born:** 9/22/1997 in Santo Domingo, D.R.**Opening Day Age:** 22**Contract Status:** Signed through 2020**Acquired:** Selected in the third round of the June 2018 draft.**Resides:** Providence, RI**ML Service:** 0.000

NON-POSTER INVITEE

CAREER HIGHLIGHTS

- Defensive infielder has played in parts of two seasons (2018-19) in the Astros minor league system...owns a .303 (158x545) career batting average with 64 RBI, 65 walks and .374 on-base percentage in 145 games.
- Named a Class A Short Season New York-Penn League Midseason All-Star in 2018...was also named a Class A Midwest League Midseason All-Star in 2019.

MINOR LEAGUES:

2019: played in 109 games between Quad Cities (66g) and Fayetteville (43g)...recorded a .303 (124x409) batting average with 54 RBI, 21 doubles, seven triples, seven home runs and a .825 OPS (.385OBP/.440SLG)...was named to the Midwest League Midseason All-Star Team...received his first Major League Spring Training invite on Jan. 21, 2020...**2018:** appeared in 36 games with Class A Short Season Tri-City, batted .250 (34x136) with 22 runs, 10 RBI, 18 walks and a .340 on-base percentage...was also named to the New York-Penn League All-Star Team.

NOTES

- Attended Classical High School and was coached by Kenny Whuk...served as team captain his senior season...received an All-State Award, was a two-time All-Division first team selection and player of the year selection...compiled a .390 batting average and two home runs...also participated in Track and Field for four years and was a member of the State Championship team.
- Is the son of Gerónimo Peña, who played in Major Leagues for seven seasons between St. Louis (six seasons and Cleveland (one season)...during his seven seasons in the Majors, Peña batted .262 (265x1010) with 124 RBI and 54 stolen bases.
- Drafted out of Maine in the third round of the June 2019 draft...signed by Astros scout Bobby St. Pierre
- Is signed to a minor league contract for the 2020 season...invited to Major League Spring Training on Jan. 21, 2020.

JEREMY JOAN PEÑA

Year	Team	AVG	G	AB	R	H	2B	3B	HR	RBI	BB	SO	SB	CS	OBP	SLG	SF	SH	HB	E
2018	Tri-City (A)	.250	36	136	22	34	5	0	1	10	18	19	3	0	.340	.309	1	0	1	10
2019	Quad Cities (A)	.293	66	242	44	71	8	4	5	41	35	57	17	6	.389	.421	5	0	6	6
	Fayetteville (A)	.303	109	409	72	124	21	7	7	54	47	90	20	10	.385	.440	1	0	5	5
MINOR LEAGUE TOTALS		.290	145	545	94	158	26	7	8	64	65	109	23	10	.374	.407	7	0	12	21

PEÑA CAREER TRANSACTIONS

- Selected by Houston in the 3rd round of the June 2018 draft.



CIONEL PÉREZ

Born: 4/21/96 in Havana, Cuba

Opening Day Age: 23

Contract Status: Signed through 2020

Acquired: Signed as a non-drafted free agent on Dec. 9, 2016.

Resides: Miami, FL

ML Service: 0.107

52

LHP

B/P	HEIGHT	WEIGHT
L/L	5'11	162

CAREER HIGHLIGHTS

- Cuban left-hander has played three seasons stateside since signing with the Astros as an international free agent in November of 2017.
- Entered the 2019 season as the Astros No. 5 prospect, as ranked by MLB.com...was the club's No. 7 prospect entering the 2018 season.
- Made his Major League debut in 2018, pitching in eight games across four stints with the club...spent the first three months of his season at Double A Corpus Christi, where he was a Texas League All-Star...recalled directly from Double A on July 29.
- In three minor league seasons, has gone 16-6 with a 3.65 ERA (90ER/222IP) in 58 games, including 40 starts.
- Before joining the Astros organization, played two seasons with Matanzas in the Serie Nacional in Cuba...combined to go 10-5 with a 2.20 ERA (34ER/139IP) in 30 appearances, 28 of which were starts.

NOTES

- First name is pronounced see-oh-NEHL.
- Signed by the Astros as a non-drafted free agent out of the Bahamas on Dec. 9, 2016...signed by Astros scouts Charlie Gonzalez and Oz Ocampo, who currently serves as the Astros Spanish translator.
- Was added to the Astros 40-man roster on Nov. 20, 2017...is signed to a one-year contract that runs through the 2020 season.

2019: 23-year-old appeared in five games for the Astros ...started the season with Triple A Round Rock...recalled to Houston on June 7...optioned to Round Rock on June 19...recalled to Houston on Sept. 2...earned his first career win in his 2019 season debut on June 7 vs. BAL...threw 3.0 scoreless and hitless innings, striking out two batters...spent the majority of the season at Triple A Round Rock...went 2-1 with a 5.36 ERA (28ER/47IP) in 13 games (10 starts) with the club...pitched in three games with the Rookie Level GCL Astros on a rehab assignment, going 0-0 with a 3.18 ERA (2ER/5.2IP) and 14 strikeouts...made one appearance with Class A Advanced Fayetteville, going 1-0 in 2.0 scoreless innings pitched.

2018: Made his Major League debut with the Astros, pitching in eight games across four stints with the club...started the season in the rotation at Double A Corpus Christi...was recalled for his MLB debut straight from Double A on June 29 and optioned back on June 30...recalled on July 11 and optioned to Triple A on July 27...recalled on Aug. 3 and optioned to Triple A on Aug. 20...recalled from Triple A on Sept. 1 and finished the season with the Astros...made his MLB debut on July 11 vs. OAK...allowed one run on two hits over 1.2 innings pitched...at 22 years, 81 days old, he became the youngest Cuban-born pitcher to make his Major League debut since Jose Fernandez debuted for the Marlins on April 7, 2013 (20.250)...spent most of his time at Double A Corpus Christi this season and was dominant, posting a 6-1 record and a 1.98 ERA (15ER/68.1IP) in 16 games (11 starts), while accumulating 83 strikeouts in 68.1 innings pitched...was a Texas League Midseason All-Star and the Texas League Pitcher of the Week on May 20...in four games at Triple A, went 1-0 with a 3.38 ERA (2ER/5.1IP) and six strikeouts.

MINOR LEAGUES

2017: Went 6-4 with a 4.13 ERA (43ER/93.2IP) across three levels in his professional debut...began the season with Class A Quad Cities, where he posted a 4.39 ERA (27ER/55.1IP) while fanning 57 batters...the highlight of his campaign came on May 22, as he fired 7.0 no-hit innings while striking out a career-high 10 batters...was promoted to Class A Advanced Buies Creek on July 11 and went 2-1 with a 2.84 ERA (8ER/25.1) in five outings with the club...finished his inaugural year in the organization with a promotion to Double A Corpus Christi on Aug. 15...made four appearances (3 starts) with the Hooks, and put up a 5.54 ERA (8ER/13IP) with 10 punchouts...**2013-15:** Before joining the Astros organization, played two seasons with Matanzas in the Serie Nacional in Cuba...combined to go 10-5 with a 2.20 ERA (34ER/139IP) in 30 appearances, 28 of which were starts...last pitched for Matanzas in 2014, leading the Serie Nacional with a 2.06 ERA (20ER/87.1IP) in 17 starts...played that season at the age of 18 and went 7-2 with 75 strikeouts in his 87.1 innings pitched.

PERSONAL:

Cionel and his wife, Devora, reside in Miami, Fla., with their son, Cionel Jr.

CIONEL FELIX PÉREZ

Year	Team	W	L	ERA	G	GS	CG	SHO	SV	IP	H	R	ER	HR	HB	BB	SO	WP	BK	AVG
2017	Quad Cities (A)	4	3	4.39	12	9	0	0	2	55.1	52	30	27	2	2	17	55	7	1	.254
	Buies Creek (A)	2	1	2.84	5	4	0	0	0	25.1	27	10	8	1	0	5	18	3	0	.276
	Corpus Christi (AA)	0	0	5.54	4	3	0	0	0	13.0	15	8	8	1	2	5	10	1	0	.294
2018	Corpus Christi (AA)	6	1	1.98	16	11	0	0	1	68.1	54	18	15	3	1	22	83	8	2	.213
	HOUSTON	0	0	3.97	8	0	0	0	0	11.1	6	5	5	3	0	7	12	0	0	.158
	Fresno (AAA)	1	0	3.38	4	0	0	0	0	5.1	5	2	2	0	0	6	6	2	0	.250
2019	Fayetteville (A)	1	0	0.00	1	0	0	0	0	2.0	2	0	0	0	0	0	1	0	0	.250
	Round Rock (AAA)	2	1	5.36	13	10	0	0	0	47.0	53	30	28	6	3	24	43	1	0	.288
	HOUSTON	1	1	10.00	5	0	0	0	0	9.0	11	10	10	3	0	2	7	0	0	.289
MINOR LEAGUE TOTALS		16	6	3.65	58	40	0	0	3	222.0	214	100	90	13	8	82	230	24	3	.286
MAJOR LEAGUE TOTALS		1	1	6.64	13	0	0	0	0	20.1	17	15	15	6	0	9	19	0	0	.224

PÉREZ CAREER TRANSACTIONS

- Signed by Houston as a non-drafted free agent on Dec. 9, 2016.

PÉREZ GAME HIGHS

Longest Winning Streak:	1 - June 7, 2019
Longest Losing Streak:	1- June 12, 2019
Strikeouts:	3 (2x) -- last, Sept. 26, 2018 at Toronto
Walks:	2 (2x) -- last, Sept. 26, 2018 at Toronto
Innings (starter):	none
Innings (relief):	3.0 (2x) -- June 7, 2019 vs. BAL
Low-Hit Game (CG):	none



RYAN PRESSLY

Born: 12/15/88 in Dallas, TX

Opening Day Age: 31

Contract Status: Signed through 2021

Acquired: From Minnesota in exchange for RHP Jorge Alcala and OF Gilberto Celestino on July 27, 2018.

Resides: Argyle, TX

ML Service: 6.039

55

RHP

B/T	HEIGHT	WEIGHT
R/R	6'2"	206

CAREER HIGHLIGHTS

- Six-year Major League reliever and 2019 All-Star is entering his second full season with the Astros after being acquired at the trading deadline in 2018... spent his first five-plus seasons with Minnesota (2013-18).
- In his Major League career, Pressly has posted an 20-19 record with six saves and a 3.38 ERA (148ER/394.2IP) in 307 career games...has posted 386 strikeouts in his 394.2 career innings pitched.
- Named to his first career All-Star Team in 2019 after posting a career-best 2.32 ERA (14ER/54.1IP).
- Posted the longest scoreless appearance streak in MLB history, a 40-game streak that began on Aug. 15, 2018 and ended on May 24, 2019 vs. BOS
- Split his 2018 season between the Astros and Twins and combined to lead the AL with 77 appearances, which ranked tied for third in the Majors...among AL relievers, ranked fourth in strikeouts (101), eighth in ERA (2.54) and ninth in strikeouts per nine (12.80)...in his 26 games with Houston, posted an 0.77 ERA (2ER/23.1IP) with 32 strikeouts, three walks and just 11 hits allowed (.138 opponent batting average)...ended the season on an active and career-long 21-game scoreless streak (18.0 IP)...made five postseason appearances for the Astros, recording three holds and a 1.80 ERA (1ER/5IP).
- In his third Major League season, posted a 2.93 ERA (9ER/27.2IP) in 27 games in 2015...did not allow a home run on the season, one of two pitchers to do so (min. 25IP), also Adam Wainwright (28IP).

2019: 30-year-old was named to his first career All-Star Team and was one of the most dominant relief pitchers in the Majors...among AL relievers, ranked tied for first in holds (31), sixth in WHIP (0.88) and tied for sixth in strikeout-to-walk ratio (6.00)...posted a career-best 2.32 ERA (14ER/54.1IP)...posted the longest scoreless appearance streak in MLB history, a 40-game streak that began on Aug. 15, 2018 and ended on May 24, 2019 vs. BOS (Bradley Jr. homer)...overtok Craig Kimbrel's MLB record streak of 38 games that was set in 2011...his scoreless streak was tied for the second-longest by a reliever in terms of innings pitched (39IP) in the Expansion Era (since 1961) with RHP Brad Ziegler 39IP in 2008), trailing only RHP Gregg Olson (41IP from 1989-90)...his 39.0-inning scoreless streak marked a new franchise record...Roy Oswalt previously held the record at 32.1 innings pitched in 2008...also posted a 32-game road scoreless streak, which tied the fifth-longest streak in MLB history and was longest since LHP Javier Lopez' MLB-record tying 39-game streak from 2013-2014...held left-handed hitters to a .124 opponent batting average with a .361 OPS (.165 OBP/.196 SLG)...posted the second-best opponent OPS against lefties in the Majors (min. 90 batters faced)...posted a 0.75 ERA (2ER/24IP) with 29 strikeouts in 24 games at home this year...shut down division opponents in 2019, posting a 1.26 ERA (4ER/28.2IP) with 33 strikeouts in 29 games against the AL West...in Astros wins, recorded a 0.96 ERA (5ER/46.1IP) with 60 strikeouts in 46 games...was scoreless in 47 of 55 games this season...started the year on the Astros Opening Day roster in what was his first full season with Houston...was placed on the 10-Day Injured List on July 30 with right knee soreness...activated from the 10-Day Injured List on Aug. 9...placed on the 10-Day Injured List on Aug. 22 after having arthroscopic surgery on his right knee...activated from the 10-Day Injured List on Sept. 20...scoreless in four games to end the year (4IP) following his return from the IL...appeared in 10 games in the postseason, tied for the second-most

NOTES

- Attended Carrollton American Heritage Academy for his first three years of high school and starred as a pitcher and shortstop, leading the conference in 23 different offensive categories...for his senior year, transferred to Marcus High School, which is in Flower Mound, TX, a suburb of Dallas.
- Played baseball and football (defensive back) at Marcus HS, where he graduated from in 2011... was tackled and suffered a torn ACL during senior season, ending football career...received a scholarship to play baseball at Texas Tech but elected to play professional baseball after being drafted by Boston in the 11th round of the June 2007 draft...signed by Red Sox scout Jim Robinson.
- Played five seasons (2008-12) in the Red Sox minor league system before being selected by Minnesota in the 2012 Rule 5 Draft...was selected fourth overall, three picks after the Astros selected RHP Josh Fields first overall.
- Signed a two-year contract extension on March 20, 2019...the extension includes a vesting option for the 2022 season.

among all pitchers with Joe Smith, trailing only Will Harris (12 games)...went 1-0 with an 11.12 ERA (7ER/5.2IP) in his 10 games, stranding 10-of-11 inherited runners...was scoreless in seven out of 10 postseason games...earned his first career postseason win in Game 4 of the ALCS at NYY, throwing 0.2 scoreless innings while striking out one batter...notched his only hold of the postseason in Game 5 of the ALCS at NYY, recording 0.1 of a scoreless inning...made one rehab appearance with Double A Corpus Christi, throwing 1.0 scoreless inning with two strikeouts on Aug. 26.

2018: Was one of the most electric relievers in the game in what was his sixth Major League season...split his season between the Twins and Astros and combined to lead the AL with 77 appearances, which ranked tied for third in the Majors...posted a career-best strikeouts per 9 innings ratio (12.80), which ranked ninth in among AL relievers...ranked fourth among AL relievers in strikeouts (101) and eighth in ERA (2.54)...set career highs in appearances and strikeouts...started the season on the Twins Opening Day roster...was acquired by the Astros on July 27 in exchange for two prospects: RHP Jorge Alcalá and OF Gilberto Celestino...in his 26 games with Houston, posted a 0.77 ERA (2ER/23.1IP) with 32 strikeouts, three walks and just 11 hits allowed (.138 opponent batting average)...ended the season on an active and career-long 21-game scoreless streak (18.0 IP)...was the third-longest active scoreless innings streak in the Major Leagues...was the sixth-longest scoreless appearance streak in Astros history...pitched in five games in the postseason, posting a 1.80 ERA (1ER/5IP) with seven strikeouts and one hit allowed...marked his first-career postseason appearances...entered the Game 1 of the ALDS vs. CLE in the 6th inning with the bases loaded and one out in what was his first career postseason appearance...threw a wild pitch on his first pitch to allow a run to score...induced a ground ball and fanned Edwin Encarnación to end the inning...returned to the mound and worked a scoreless 7th inning...recorded holds in each of his first three postseason appearances, Games 1 and 2 of the ALDS vs. CLE, and Game 1 of the ALCS at BOS.

2017: Made the Twins Opening Day roster for third time in career...had two different stints with Triple A Rochester, going 2-0, 0.90 ERA (10.0 IP, 1 ER) in seven games...went 1-2, with a 8.25 ERA (22ER/24IP) in his first 25 Major League appearances from April 5-July 1, but went 1-1 with a 2.41 ERA (10ER/37.1IP) in his final 32 games...went 2-1, with a 2.88 ERA (8ER/25IP) in 25 home games and 0-2, with a 5.94 ERA (24ER/36.1IP) in 32 home games...held right-handed hitters to a .196 batting average and left-handed hitters to a .281 batting average...combined to go 4-3, with a 4.16 (33ER/71.1IP) with 24 walks and 76 strikeouts in 64 games between Rochester and Minnesota.

2016: Made the Twins Opening Day roster for the second time in his career and the first time since 2013 and spent the entire season with Twins...posted a 1.98 ERA (3ER/13.2IP) with one walk and 14 strikeouts in 14 June games...held opponents scoreless in 50 of 72 appearances...set career-highs in games (72), innings pitched (75.1), wins (6) and strikeouts (67)...held left-handed hitters to a .252 (30x119) average, compared to .275 (49x178) for right-handers...posted an ERA of 2.41 (10ER/37.1IP) in 37 home games, compared to 4.97 ERA (21ER/38IP) in 35 road games...led the Twins in games (72) and holds (14) and ranked tied for third in wins (6)...ranked fourth in the AL in relief innings pitched (75.1) and tied for fourth in games (72).

2015: Began the season with Triple A Rochester after being optioned on March 21...appeared in seven games for the Red Wings and was recalled by Minnesota on May 1...earned win in his first appearance, tossing a season-high 2.2 scoreless innings on May 3 vs. CWS...posted a 2.84 ERA (4ER/12.2IP) in 12 June games...did not allow a home run on the season, one of two pitchers in baseball with a minimum of 25.0 innings pitched to not allow a homer, St. Louis' Adam Wainwright being the other...placed on 15-day disabled list on July 6 with a right lat strain and did not return...transferred to the 60-day disabled list on Aug. 3.

2014: Optioned to Triple A Rochester during Spring Training and did not return to the Majors until late July...did not allow a home run in his first 25 Triple A appearances (43IP) from April 6-June 20...converted six of seven save opportunities for the Red Wings...recalled on July 24 and spent rest of the season with Minnesota...eight of his first nine appearances for the Twins were scoreless from July 24-Aug. 15, posting a 0.75 ERA in that span...combined to go 3-4, with a 2.94 ERA (29ER/88.2IP) with 29 walks and 77 strikeouts in 60 games between Rochester and Minnesota.

2013: Spent the entire season on the Twins roster, his first with a Major League club...made his Major League debut on April 4 vs. DET, tossing 1.0 scoreless inning with one hit allowed and one strikeout...earned his first Major League win on May 8 at BOS, tossing a career-high 4.0 scoreless innings with two hits allowed...did not allow a home run in his first 23 appearances (34IP) from April 4-June 22...posted a 1.20 ERA (4ER/30IP) in his first 21 games from April 4-June 14 with opponents hitting .200 (22x110)...posted ERA's of 1.69 (2ER/10.2IP) in seven April games and 1.10 (2ER/16.1IP) in 10 May games...appeared in 49 games, tied for eighth most for a rookie in club history; pitched 76.2 innings, sixth most for a rookie reliever in club history...ranked 10th among AL rookies in innings pitched, first among relievers, and third among all MLB relievers...tied for fifth among AL rookies in appearances.

MINOR LEAGUES:

2012: Started the season with Class A Salem in the Boston organization...promoted to Double A Portland on July 15...converted from starter to reliever upon his promotion...held right-handed batters to a .190 average (11x58)...combined to go 7-5 with a 5.38 ERA (62ER/103.2IP) with 36 walks and 82 strikeouts in 34 games (12

starts) between both levels...pitched for the Surprise Saguaros in the Arizona Fall League, going 0-0, with a 3.86 ERA (6ER/14IP) with one save, one walk and 18 strikeouts in 10 games...selected by Minnesota in the major league phase of the Rule 5 Draft (4th overall) on Dec. 6...**2011:** Spent the entire season with Class A Salem (Boston)...went 3-0 with a 2.33 ERA (5ER/19.1IP) in four April starts...tossed at least 5.0 innings in 17 of 26 games...tied for first in Carolina League in starts (26)...led Salem in innings pitched (130.0)...**2010:** Spent the entire season with Class A Greenville (Boston)...tied for second on the club in starts (24)...ranked seventh among Red Sox minor leaguers in ERA (3.72)...**2009:** Spent the entire season with Class A Lowell (Boston)...led the club in strikeouts-per-9.0 IP (9.65)...tied for first on the club in strikeouts (64), and tied for second in wins (6)...made one playoff appearance, allowing one run in 3.0 innings pitched...**2008:** Spent his first professional season with the GCL Red Sox, going 1-4 with a 3.79 ERA (17ER/40.1IP) in 10 games...went 0-4 with a 4.21 ERA (17ER/36.1IP) in nine starts.

PERSONAL:

Ryan and his wife, Kat, were married this offseason.

THOMAS RYAN PRESSLY

Year	Team	W	L	ERA	G	GS	CG	SHO	SV	IP	H	R	ER	HR	HB	BB	SO	WP	BK	AVG
2008	GCL Red Sox (R)	1	4	3.79	10	9	0	0	0	40.1	41	18	17	2	3	21	34	4	0	.277
2009	Lowell (A)	6	4	3.17	13	11	0	0	0	59.2	48	22	21	1	2	25	64	7	0	.220
2010	Greenville (A)	5	7	3.72	26	24	0	0	0	113.2	110	55	47	9	5	43	96	5	0	.256
2011	Salem (A)	6	11	4.50	26	26	0	0	0	130.0	125	84	65	9	13	53	72	11	0	.251
2012	Salem (A)	5	3	6.28	20	12	0	0	0	76.0	86	58	53	9	4	26	61	10	0	.287
	Portland (AA)	2	2	2.93	14	0	0	0	0	27.2	23	9	9	2	0	10	21	2	0	.232
2013	MINNESOTA	3	3	3.87	49	0	0	0	0	76.2	71	37	33	5	0	27	49	7	0	.251
2014	Rochester (AAA)	1	4	2.98	35	0	0	0	6	60.1	55	25	20	1	1	21	63	6	0	.238
	MINNESOTA	2	0	2.86	25	0	0	0	0	28.1	30	10	9	3	1	8	14	1	0	.278
2015	Rochester (AAA)	0	2	4.50	7	0	0	0	0	10.0	6	7	5	1	0	6	15	3	0	.176
	MINNESOTA	3	2	2.93	27	0	0	0	0	27.2	27	9	9	0	0	12	22	2	0	.257
2016	MINNESOTA	6	7	3.70	72	0	0	0	1	75.1	79	34	31	8	2	23	67	7	0	.266
2017	MINNESOTA	2	3	4.70	57	0	0	0	0	61.1	52	34	32	10	3	19	61	5	0	.229
	Rochester (AAA)	2	0	0.90	7	0	0	0	4	10.0	5	1	1	0	0	5	15	0	0	.152
2018	MINNESOTA	1	1	3.40	51	0	0	0	0	47.2	46	19	18	5	2	19	69	6	0	.250
	HOUSTON	1	0	0.77	26	0	0	0	2	23.1	11	2	2	1	1	3	32	2	0	.138
2019	HOUSTON	2	3	2.32	55	0	0	0	3	54.1	37	15	14	6	0	12	72	4	0	.188
	Corpus Christi (AA)#	0	0	0.00	1	1	0	0	0	1.0	1	0	0	0	0	0	2	0	0	.333
MINOR LEAGUE TOTALS		28	37	4.05	159	83	0	0	10	528.2	500	279	238	34	28	210	443	48	0	.251
MAJOR LEAGUE TOTALS		20	19	3.38	362	0	0	0	6	394.2	353	160	148	38	9	123	386	34	0	.238

#Rehab Assignment

DIVISION SERIES RECORD

Year	Team/Opp.	W	L	ERA	G	GS	CG	SHO	SV	IP	H	R	ER	HR	HB	BB	SO	WP	BK	AVG
2018	HOU/CLE	0	0	0.00	2	0	0	0	0	2.1	0	0	0	0	0	1	3	1	0	.000
2019	HOU/TB	0	0	18.00	2	0	0	0	0	1.0	4	2	2	0	0	0	0	0	0	.571
TOTALS		0	0	5.40	4	0	0	0	0	3.1	4	2	2	0	0	1	3	1	0	.286

CHAMPIONSHIP SERIES RECORD

Year	Team/Opp.	W	L	ERA	G	GS	CG	SHO	SV	IP	H	R	ER	HR	HB	BB	SO	WP	BK	AVG
2018	HOU/BOS	0	0	3.38	3	0	0	0	0	2.2	1	1	1	0	0	2	4	0	0	.100
2019	HOU/NYY	1	0	10.80	4	0	0	0	0	1.2	5	2	2	0	0	1	3	0	0	.500
TOTALS		1	0	6.23	7	0	0	0	0	4.1	6	3	3	0	0	3	7	0	0	.300

WORLD SERIES RECORD

Year	Team/Opp.	W	L	ERA	G	GS	CG	SHO	SV	IP	H	R	ER	HR	HB	BB	SO	WP	BK	AVG
2019	HOU/WSH	0	0	9.00	4	0	0	0	0	3.0	3	4	3	0	0	2	3	1	0	.273

PRESSLY CAREER TRANSACTIONS

- Selected by Boston in the 11th round of the June 2007 draft.
- Selected by Minnesota from Boston in the Major League Rule 5 Draft on Dec. 6, 2012.
- On Disabled List, July 6-Nov. 2, 2015 (right lat strain).
- Acquired by Houston from Minnesota in exchange for RHP Jorge Alcala and OF Gilberto Celestino on July 27, 2018.
- On Disabled List, July 27-Aug. 9, 2019 (right knee soreness).
- On Disabled List, Aug. 21-Sept. 20, 2019 (right knee arthroscopic surgery).

PRESSLY GAME HIGHS

Longest Winning Streak:	4 -- July 20-Aug. 2, 2016
Longest Losing Streak:	4 -- Aug. 27, 2016-April 16, 2017
Strikeouts:	5 -- May 18, 2017 vs. Colorado
Walks:	3 (2x) -- last, May 7, 2016 at Chicago (AL)
Innings (starter):	...none
Innings (relief):	...4.0 -- May 8, 2013 at Boston
Low-Hit Game (CG):	...none

AUSTIN
PRUITT

Born: 8/31/1989 in Plano, TX

Opening Day Age: 30

Contract Status: Signed through 2020

Acquired: From Tampa Bay in exchange for RHP Peyton Battenfield and OF Cal Stevenson on Jan. 9, 2020.

Resides: The Woodlands, TX

ML Service: 1.125

51

RHP

B/T	HEIGHT	WEIGHT
R/R	5'10	185

CAREER HIGHLIGHTS

- Versatile right-hander has recorded a career 4.87 ERA (108ER/199.2IP) with 147 strikeouts in three Major League seasons with the Rays (2017-18)...has made 57 relief appearances and 10 starts in his MLB career.
- Owns one of the highest-spin curveballs in the game...in 2019, his curveball had an average spin rate of 2,999 rpms, the 10th-best mark among pitchers who threw at least 750 pitches.
- Made his MLB debut on Opening Day, 2017, becoming the fourth pitcher in Tampa Bay history to make his debut in a season-opener, joining Ruddy Lugo (2006), Jason Childers (2006) and Seth McClung (2003).
- Was named the 2016 Durham Bulls MVP by the Rays Baseball Operations department after ranking second in the International League with 149 strikeouts.

2019: Appeared in 14 games, including two starts...recorded a 4.40 ERA (23ER/47IP) with 39 strikeouts and a 1.26 WHIP...on Aug. 30 vs. CLE, tossed 5.1 shutout innings, allowing four hits with six strikeouts in what was his first start of the season...in his second and final start of year, he threw 5.0 innings of one-run ball and struck out four.

2018: Made 23 appearances over five stints with the Rays (Opening Day-April 25, May 13-June 21, June 25-July 3, July 26-Aug 3 and Sep 20 through season's end)...his final recall came after making three outings (2 starts) in the International League postseason, helping Triple A Durham win the Governors' Cup title...went at least 2.0 IP in 19 of his 23 outings...made 11 relief apps of at least 3.0 innings, tied with teammate Yonny Chirinos for second-most in the majors behind teammate Ryan Yarbrough (23)...his six relief outings of at least 4.0 innings and five relief games of at least 5.0 innings were both good for third in the majors...recorded four saves, including three saves of 3.0 IP (or more) variety...has four saves in his career of this type, tied with Matt Andriese for most in Rays history.

2017: Made 30 appearances (8 starts) over three stints with the Rays, his first career major league action (Opening

NOTES

- Graduated from College Park HS in The Woodlands, Texas...was a first team All-District pitcher and in 2008 and 2007...also led the District 15-5A in batting average in 2007...following the 2017 season, College Park HS retired his jersey No. 1.
- Started his collegiate career at Navarro JC in Texas...was a member of the 2011 National JUCO World Series championship team and led the nation with a 0.81 ERA.
- At the University of Houston, earned Conference USA Second Team honors and ABCA South Central All-Region Second Team in 2013...led the Cougars in wins (10), ERA (2.85) and strikeouts (92) as a senior, become UH's first 10-game winner since Brad Lincoln in 2006.
- Drafted by Tampa Bay in ninth round of the 2013 MLB Draft and was signed by scout Pat Murphy.
- His father, Gary, drives around the country to watch him pitch...drove to Charlotte for the 2016 Triple A All-Star Game and Fort Myers for his start in 2017 Spring Training...also made the drive from Houston to St. Petersburg for 2017 MLB Opening Day, and a 1,600-mile trip to New York for Austin's start at Yankee Stadium.
- Acquired from Tampa Bay in exchange for RHP Peyton Battenfield and OF Cal Stevenson on Jan. 9, 2020...is signed to a one-year contract through 2020.

Day--May 9, May 31--June 27 and July 28 through the end of the season)...went 2-3 with a 4.19 ERA (43-IP, 20-ER) and .245 opponent average in his eight starts, compared to 5-2 with a 6.53 ERA (40-IP, 29-ER) and .350 opponent average in 22 relief outings...his seven wins ranked fifth among AL rookies...his five wins as a reliever tied for third among AL rookies, one shy of co-leaders Keynan Middleton and Tony Zycos...only two rookies in franchise history ever recorded more wins as a reliever: Lance Carter (7) in 2003 and Victor Zambrano (6) in 2001...threw first-pitch strikes to 66.0 pct. of batters faced, which would have ranked fifth in the majors if he qualified...according to Stats LLC, the only qualifier in franchise history to throw first-pitch strikes at a higher rate was David Price in 2014 (72.3) and 2013 (67.5)...became the fourth pitcher in club history to make his major league debut on Opening Day, joining Ruddy Lugo (2006), Jason Childers (2006) and Seth McClung (2003).

MINOR LEAGUES:

2016: Named the Most Valuable Player for Durham by the Rays Baseball Operations department...spent the entire season with the Bulls, recording a career-best 28 starts, 162.2IP, 149 strikeouts and a 1.19 WHIP...his 149 strikeouts ranked second in the International League to teammate Jaime Schultz (163)...also ranked among International League leaders in starts (tied for first), innings (4th), and WHIP (4th)...named to the International League Midseason All-Star Team...**2015:** Made 26 starts with Double A Montgomery...led the Southern League with 160 innings pitched and ranked fifth with a 3.09 ERA ...**2014:** His 147 innings pitched with Class A Charlotte ranked fifth in the Florida State League...won six straight starts from July 5-Aug. 1...**2013:** Began his professional career with Short A Hudson Valley...promoted to Class A Bowling Green on July 12...posted a 1.53 ERA (8ER/47IP) between the two levels.

PERSONAL:

Austin and his wife, Danielle, reside in The Woodlands, Texas, with their daughter, Addison.

AUSTIN DANIEL PRUITT

Year	Team	W	L	ERA	G	GS	CG	SHO	SV	IP	H	R	ER	HR	HB	BB	SO	WP	BK	AVG
2013	Hudson Valley (A)	0	1	1.14	5	5	0	0	0	23.2	19	6	3	0	2	2	15	0	0	.226
	Bowling Green (A)	0	2	1.71	9	2	0	0	1	26.1	17	6	5	3	0	3	24	2	0	.181
2014	Charlotte (A)	9	7	3.73	26	25	0	0	0	147.0	144	70	61	12	1	31	106	9	1	.255
2015	Montgomery (AA)	10	7	3.09	26	26	2	1	0	160.0	160	60	55	3	5	38	122	7	0	.263
2016	Durham (AAA)	8	11	3.76	28	28	2	0	0	162.2	166	73	68	21	1	27	149	6	0	.267
2017	Durham (AAA)	0	1	2.55	9	4	0	0	1	24.2	17	9	7	2	1	2	33	0	0	.189
	TAMPA BAY	7	5	3.31	30	8	0	0	1	83.0	103	55	49	11	5	22	66	1	0	.300
2018	Durham (AAA)	3	0	2.95	14	4	0	0	1	38.2	26	14	13	2	0	7	49	5	0	.182
	TAMPA BAY	2	3	4.65	23	0	0	0	4	69.2	72	40	36	7	1	16	42	1	0	.268
2019	Durham (AAA)	3	3	5.40	18	6	0	0	0	48.1	61	31	29	9	1	12	51	1	0	.305
	TAMPA BAY	3	0	4.40	14	2	0	0	0	47.0	47	23	23	7	0	12	39	1	0	.266
MINOR LEAGUE TOTALS		33	32	3.43	135	100	4	1	3	632.1	610	269	241	52	11	122	549	30	1	.254
MAJOR LEAGUE TOTALS		12	8	4.87	67	10	0	0	5	199.2	222	118	108	25	6	50	147	6	0	.281

PRUITT CAREER TRANSACTIONS

- Selected by the Tampa Bay in the ninth round of the June 2013 draft.
- Acquired by Houston from Tampa Bay in exchange for RHP Peyton Battenfield and OF Cal Stevenson on Jan. 9, 2020.

PRUITT GAME HIGHS

Longest Winning Streak: 4 -- June 12, 2018-Sept. 23, 2019
Longest Losing Streak: 3 -- April 3-June 7, 2018
Strikeouts: 7 (2x) -- last, July 3, 2019 vs. Baltimore
Walks: 3 (2x) -- last, July 3, 2019 vs. Baltimore
Innings (starter): 7.0 -- Aug. 18, 2017 vs. Seattle
Innings (relief): 7.0 -- June 7, 2018 vs. Seattle
Low-Hit Game (CG): none

81

C

BIT	HEIGHT	WEIGHT
R/R	5'10"	205

LORENZO
QUINTANA**Born:** 3/1/89 in Pinar Del Rio, Cuba**Opening Day Age:** 31**Contract Status:** Signed through 2020**Acquired:** Signed as a non-drafted free agent on Oct. 5, 2017.**Resides:** Santo Domingo, DR**ML Service:** 0.000

NON-ROSTER INVITEE



CAREER HIGHLIGHTS

- Veteran catcher has played two minor league seasons in the Astros organization after playing seven seasons in Cuba's National Series (2008-14)...did not play for three seasons from 2015-17...has hit .278 (145x522) with 35 doubles, 28 homers, 98 RBI and an .847 OPS (.330 OBP/.517 SLG) in 144 minor league games in Houston's system.
- Has reached double-digit home runs in both of his seasons in the minors...clubbed 11 homers at Double A Corpus Christi in 2018...hit a combined 17 home runs in 74 games between Triple A Round Rock (31g) and Corpus Christi (43g) in 2019.
- Was named an MiLB.com Organization All-Star in 2019 after hitting .299 with 17 homers and an .889 OPS in 74 combined games between Round Rock and Corpus Christi.
- Debuted stateside in 2018 for Double A Corpus Christi, making 67 starts behind the plate...had a three-homer game on July 9 vs. NW Arkansas, going 3x3 with two hit by pitches, six RBI and five runs scored, which earned him the Texas League Player of the Week honors.
- Starred in the Cuban National Series for seven years (2008-14) after debuting as a 19-year old catcher in 2008...compiled a .307 (446x1452) average with an .810 OPS in 428 career games in Cuba...spent his entire Cuban career with Pinar del Rio, which won the league championship twice during his tenure, in 2011 and 2014...earned the league's Gold Glove Award in 2013.

MINOR LEAGUES:

2019: Batted .299 (83x278) with 16 doubles, one triple, 17 homers, 56 RBI and an .889 OPS (.342 OBP/.547 SLG) in 74 combined games between Triple A Round Rock (31g) and Double A Corpus Christi (43g)...was named an MiLB.com Organization All-Star...began the season at Corpus Christi, before receiving his first promotion to Triple A on May 26...moved back to Double A in June, before receiving a promotion to Round Rock on Aug. 1...during his final Triple A stint, hit .304 (21x69) with four doubles, four homers, 13 RBI and an .887 OPS in 20 games...**2018:** Debuted stateside for Double A Corpus Christi, hitting .254 (62x244) with 19 doubles, 11 home runs, 42 RBI and a .799 OPS in 70 games, including 67 starts behind the plate...hit seven of his 11 home runs on the season against NW Arkansas, which included a three-homer and a two-homer game...recorded that three-homer game on July 9 vs. NW Arkansas, going 3x3 with two hit by pitches, six RBI and five runs scored...named the Texas League Player of the Week for that week (July 9-15)...played in two postseason games for the Hooks, going 1x7 with a homer and four RBI.

NOTES

- Cuban backstop was signed by the Astros as a non-drafted free agent on Oct. 5, 2017...signed by Astros scout Charlie Gonzalez.
- Is currently signed to a minor league contract for the 2020 season...has been invited to Major League Spring Training in each of the last two years (2019-20).

LORENZO QUINTANA

Year	Team	AVG	G	AB	R	H	2B	3B	HR	RBI	BB	SO	SB	CS	OBP	SLG	SF	SH	HB	E
2008	Pinar del Rio (CNS)	.400	24	35	6	14	2	0	0	6	4	5	1	0	.488	.457	0	0	2	-
2009	Pinar del Rio (CNS)	.299	61	177	29	53	9	0	6	27	15	30	2	3	.378	.452	1	0	8	-
2010	Pinar del Rio (CNS)	.326	64	236	40	77	8	2	6	31	11	31	1	1	.372	.453	0	6	6	-
2011	Pinar del Rio (CNS)	.302	76	268	42	81	9	2	5	28	22	46	4	7	.361	.407	4	3	5	-
2012	Pinar del Rio (CNS)	.323	79	313	44	101	13	2	7	50	16	38	6	6	.365	.444	5	6	8	-
2013	Pinar del Rio (CNS)	.301	83	282	52	85	15	3	7	47	38	40	15	6	.400	.450	1	3	9	-
2014	Pinar del Rio (CNS)	.270	35	126	19	34	6	0	4	15	20	12	2	1	.362	.413	3	3	0	-
2015									--did not play--											
2016									--did not play--											
2017									--did not play--											
2018	Corpus Christi (AA)	.254	70	244	38	62	19	2	11	42	15	47	7	4	.316	.484	0	0	7	5
2019	Corpus Christi (AA)	.321	43	168	36	54	12	1	11	37	8	39	1	0	.363	.601	0	0	3	3
	Round Rock (AAA)	.264	31	110	20	29	4	0	6	19	5	24	2	3	.311	.464	3	0	4	4
FOREIGN (7 SEASONS)		.310	422	1437	232	445	62	9	35	204	126	202	31	24	.377	.438	14	21	38	-
MINOR LEAGUE TOTALS		.278	144	522	94	145	35	3	28	98	28	110	10	7	.330	.517	3	0	14	12

QUINTANA CAREER TRANSACTIONS

- Signed by Houston as a non-drafted free agent on Oct. 5, 2017.



JOSH REDDICK

Born: 2/19/87 in Savannah, GA

Opening Day Age: 33

Contract Status: Signed through 2020

Acquired: Signed as a free agent on Nov. 23, 2016.

Resides: Crosby, TX

ML Service: 9.050

22

OF

B/T	HEIGHT	WEIGHT
L/R	6'2"	197

TABLE OF CONTENTS

REDDICK

PLAYER DEVELOPMENT

2019 REVIEW

OPPONENTS

HISTORY AND RECORDS

SPRING TRAINING

MEDIA INFORMATION

MINUTE MAID PARK

CAREER HIGHLIGHTS

- Left-handed hitting outfielder and 2012 Rawlings Gold Glove Award winner enters his fourth season with Houston after signing with the club as a free agent in November of 2016.
- Is a career .263 hitter (1072x4069) with 197 doubles, 32 triples, 140 homers and 531 RBI in 1195 combined games in the Majors with the Red Sox (2009-11), A's (2012-16), Dodgers (2016) and Astros (2017-19).
- Was a Rawlings Gold Glove Award finalist in 2019 after finishing third among AL right fielders in defensive runs saved (9)...won a Rawlings Gold Glove Award in 2012.
- Among American League outfielders since 2012, ranks third in outfield assists (59) and fourth in defensive runs saved (60).
- Has been named the AL Player of the Week on three occasions (twice as a Co-Player of the Week)...received the award for the weeks of April 27-May 3, 2015, Sept. 22-28, 2014 and Aug. 28-Sept. 3, 2012.
- Posted the fourth-longest errorless games streak by an outfielder in Astros history (165 games from 2017-19)...in 2018, became the second outfielder in Astros history to play a full season without making an error (128 games).
- Had a career year with the Astros in 2017...ranked fourth in the AL in batting average with a career-high .314 mark...posted career highs in hits (150), doubles (34), OBP (.363), SLG (.484) and OPS (.847)...among AL outfielders, ranked second in batting, fourth in doubles, fourth in on-base percentage and sixth in OPS.
- Tied a Major League record for home runs over a two-game span when he hit five from Aug. 9-10, 2013 at TOR.
- Ranked third among AL rookies in batting average (.280) in 2011 with the Red Sox.
- Has played in a combined 61 postseason games in his career, which leads all active Houston Astros players...has been on a playoff team in seven of the last eight seasons, playing in the 2012 ALDS and 2013 ALDS with Oakland, the 2014 AL Wild Card Game with Oakland, the 2016 NLDS and NLCS with the Dodgers, and the 2017-19 playoff runs with the Astros.
- Was tabbed by *Baseball America* as the No. 75 overall prospect in the game in 2010...was a top 10 Red Sox prospect in 2008 (No. 10), 2009 (No. 5), 2010 (No. 3) and 2011 (No. 4).

2019: Played in 141 games, his most since 2015 (149)...had his best season against left-handed pitching, as he

NOTES

- Graduated from South Effingham High School in Guyton, Ga. in 2005.
- Played one season at Middle Georgia College and was named the 2006 Region XVII Junior College Player of the Year after hitting .462 with seven homers and 35 RBI.
- Selected by Boston in the 17th round of the June 2006 draft...signed by Red Sox scout Rob English.
- Is an avid fan of professional wrestling and the WWE...his favorite pro wrestler is Triple H...has utilized Ric Flair's entrance song as his walk-up song in parts of the last three seasons, which has forever linked him with Flair because of the iconic "Woo!"
- IN THE COMMUNITY:** Thru the Josh Reddick Foundation, Reddick donated \$1 million to the construction of Josh Reddick Stadium in Springfield, GA...the stadium, which opened in 2018, features artificial turf and handicapped-accessible dugouts that are level with the playing field, making it the area's only fully accessible baseball field for children with special needs.
- Was a 2019 Bob Feller Act of Valor Award nominee for contributing his time and resources towards providing a positive experience for military veterans and their families...Reddick donated funds and hosted military groups at Astros home games throughout the 2019 season.
- Has been a member of the Taylor Hooton Foundation advisory board since 2015...the Taylor Hooton Foundation advocates against appearance and performance enhancing drug use by the Youth of America.
- Signed a four-year contract through the 2020 season with Houston on Nov. 23, 2016.

hit .309 (34x110) with five doubles, five homers, 10 RBI and a career-best .836 OPS (.345 OBP/.491 SLG) against lefties...had strong starts and finishes to the season...batted .358 (29x81) with a .922 OPS (.416 OBP/.506 SLG) in 22 games in April...hit .339 (21x62) with a .954 OPS (.373 OBP/.581 SLG) in 20 games in September...ranked third among AL right fielders in defensive runs saved (9)...posted the fifth-best strikeout rate in the AL (13.2%)...made his seventh-career Opening Day roster and third with the Astros...made an error on April 22 vs. MIN, snapping a 165-game errorless streak in the outfield...was the fourth-longest streak by an outfielder in club history, behind streaks from Jason Lane (199g from 2005-07), Terry Puhl (182g from 1978-80, 176g from 1984-87) and James Mouton (168g from 1994-96)...prior to that night, his last error was on Aug. 27, 2017...went the entire 2018 season without an error...posted a four-game multi-hit game streak from April 21-24, tying the longest streak of his career...made a game-saving catch on May 9 vs. TEX, robbing Hunter Pence of what would have been a three-run homer in the 9th inning on a catch at the right field wall...reached base safely in nine consecutive plate appearances against left-handed pitchers from May 12-19, going 7x7 with four doubles and two walks...posted an eight-game hitting streak from May 19-25, his longest streak since an eight-game run from Aug. 31-Sept. 9, 2017...homered in consecutive games from May 31-June 1 at OAK...recorded his 1,000th-career hit on June 8 vs. BAL...tallied his 500th-career RBI on June 14 vs. TOR...hit his 10th home run of the season on June 28 vs. SEA...marked the third time in his career that he reached double-digit homers prior to July of a single season...also 2015 (11) and 2012 (18)...on Aug. 27 vs. TB, went 3x4 with a double and a triple, falling a home run shy of the cycle...went 3x3 with a walk on Sept. 5 vs. SEA, setting a single-game season-high with three runs scored...had two five-hit games in the month of September (Sept. 15 at KC, Sept. 26 at LAA)...established a new single-game career-high for hits...became the first player in Astros history with multiple five-hit games in the same season...batted .167 (6x36) with one homer and two RBI in 14 postseason games...hit his fourth career postseason homer in Game 3 of the ALCS off Luis Severino.

2018: Clubbed 17 home runs, the third-most of his career, in what was his second season of a four-year deal he signed with Houston...the left-handed hitter had the strongest showing of his career against left-handed pitchers...batted .269 (36x134) with 16 extra-base hits (7 doubles, 2 triples, 7 homers), 22 RBI and an .827 OPS (.319 OBP/.507 SLG) against southpaws...among AL left-handed hitters, ranked tied for second in homers and first in OPS against left-handed pitchers...did not make an error in 128 games in the outfield, becoming the second outfielder in franchise history to have an errorless season, joining Terry Puhl (1981, 1979)...was one of five MLB outfielders without an error this season...also Mark Canha (108g), Guillermo Heredia (116g), Jon Jay (117g) and Mike Trout (121g)...posted nine total outfield assists (5th in the AL)...posted eight assists as a right fielder, which ranked tied for fourth in the AL...was one of two Astros players with multiple grand slams (also Yuli Gurriel)...hit both of his grand slams in April, becoming the first player in club history with multiple grand slams in a single month of April...became the first Astros player with multiple grand slams in a single calendar month since Jeff Bagwell hit two in May of 2001...reached via catcher's interference twice during the season...has reached via catcher's interference nine times over the last two seasons, the most in MLB in that span...also surpassed Alan Ashby (7) for the most times reaching base via catcher's interference in club history...batted .284 (19x67) with two doubles, three homers, seven RBI and an .848 OPS (.400 OBP/.448 SLG) in "close and late" situations...made his sixth Opening Day roster and second with the Astros...placed on the 10-day DL on May 23 (backdated to May 21) with an infection...activated from DL on June 6...on April 3 vs. BAL, hit a go-ahead two-run homer in the 6th inning and a grand slam in the 7th inning...was the seventh multi-homer game of his career, and first since Aug. 3, 2014 vs. KC...his six RBI tied his single-game career-high set on May 16, 2014 at CLE...recorded a hit in five consecutive plate appearances from April 3-4...hit a double to break up Bartolo Colon's no-hit bid in the 8th inning on April 15 vs. TEX...hit his second grand slam of the year on April 21 at CWS as part of a multi-homer game (8th career)...became the first player to post multiple games with at least two homers and five RBI through the first 22 games of a season since Manny Ramirez and Alex Rodriguez in 2005...posted 17 consecutive singles from June 6-26...led the Astros to a comeback win on July 31 at SEA...hit a game-tying single in the 9th inning and a two-run homer in the 9th inning off LHP Zach Duke...hit back-to-back home runs with Brian McCann on Sept. 24 at TOR...hit four home runs over his final 11 games of the season, batting .313 (10x32) with a 1.109 OPS...batted .269 (7x26) with one double, one homer, four RBI and a .321 OBP in eight postseason games (7 starts)...hit .400 (4x10) with two RBI during the ALDS...recorded separate RBI-singles in Game 1 of the ALDS vs. CLE...marked his first-career multi-RBI game in the postseason...hit a solo homer in the 9th inning of Game 1 of the ALCS at BOS, his first postseason homer since Game 3 of the 2013 ALDS at DET...was also his first homer at Fenway Park since April 30, 2012...played in two games on a rehab assignment with Double A Corpus Christi, going 4x8 with one double and one RBI.

2017: Had a career year after signing with the Astros in the offseason...ranked fourth in the AL in batting average with a career-high .314 mark...posted career highs in hits (150), doubles (34), OBP (.363), SLG (.484) and OPS (.847)...among AL outfielders, ranked second in batting, fourth in doubles, fourth in on-base percentage and sixth in OPS...posted the 10th-lowest strikeout rate in the AL (13.3%), as he struck out in 72 of 540 plate appearances...tied for the MLB lead in sac flies (12) with Evan Longoria...was one shy of the club record reached by Carlos Lee (2007), Jeff Bagwell (1992) and Ray Knight (1982)...batted .346 (45x130) with 70 RBI with runners in scoring position, both career-high marks for a single season...ranked sixth in the AL in batting average with runners in scoring position...also ranked fourth in the AL in batting average with runners in scoring position and two outs (.381, 24x63)...led the American League in batting average at home with a .344 (78x227) mark...

hit .352 (77x219) at Minute Maid Park (three Astros home games were played at Tropicana Field), which was the third-highest batting average at the venue by an Astros player in a single season, trailing Jose Altuve's .366 mark set in 2014, and Jeff Bagwell's .353 mark set in the inaugural season of the ballpark in 2000...reached via catcher's interference seven times, which led MLB...set a club record for most times reaching via catcher's interference in a single year...has already tied the franchise record for a career, as Alan Ashby reached via catcher's interference seven times during his Astros career that spanned from 1979-89...hit .405 (32x79) in Interleague play, which ranked third in the Majors behind Altuve (.421) and Brandon Drury (.414) of the D-backs...was fifth in the AL in batting average with two strikes, posting a .257 (57x222) mark...batted .315 (29x92) with a .360 on-base percentage vs. left-handed pitchers, which were both single season career-high marks...entering 2017, owned a career .218 (159x729) batting average and .641 OPS vs. left-handed pitchers...played all three outfield positions, making 102 appearances in right field (95 starts), 48 appearances in left field (20 starts) and 11 appearances in center field (6 starts)...also appeared at first base in one game, making his first career appearance at the position...marked his most starts in left field in a single season in his career...his 11 games in center field were his most since 2012 (10)...made his fifth career Opening Day roster and started in right field on Opening Day...served a stint on the 7-day concussion DL from June 14-20...suffered the injury on June 12 vs. TEX after leaping into the wall on an attempted catch...exited the game in the 3rd inning, which ended a career-high tying 19-game on-base streak...left the game on Sept. 22 vs. LAA with lower back discomfort...played on Sept. 24 vs. LAA but then missed the final seven games of the regular season...played first base on April 15 at OAK...had to move to the position after Correa left the game with an injury...recorded two putouts as the first baseman...fell a single shy of the cycle in a 3x4 performance on April 19 vs. LAA...tied a career high for most extra-base hits in a game, last accomplished on Aug. 19, 2013 (three-homer game)...started in center field on April 25 at CLE...marked his first start in center field since July 29, 2014 at HOU...on April 28 vs. OAK, reached via catcher's interference two times...became the seventh player in MLB history to reach via catcher's interference twice in the same game, and the first since Jacoby Ellsbury in 2015...hit the 100th homer of his career on May 9 vs. ATL...on May 29 at MIN, scored two runs in the Astros 11-run 8th inning...led off the inning with a walk...then hit a two-run double later in the inning with two outs...in June, was second in the AL in batting (.389, 28x72) and 10th in OBP (.410)...reached base safely in 19 straight games from May 19-June 11, tying the longest streak of his career set in 2013...fell a single shy of the cycle on June 22 at OAK, scoring four runs against his former club (tied career high)...became the seventh player in MLB history to fall a single shy of the cycle in two separate games in a single year, joining Chris Owings (2014), Gregg Jefferies (1998), Eddie Matthews (1960), Stan Musial (1951), Joe DiMaggio (1937) and Travis Jackson (1929)...went 3x4 with three RBI and two steals on June 28 vs. OAK...was his third career multi-steal game...became the fourth outfielder in club history to have a game with at least three hits, three RBI and two steals, and the first since Carlos Beltrán did so on Aug. 27, 2004 at CHC...hit his fifth-career grand slam on July 4 at ATL...became the first Georgia-born player to hit a grand slam in Atlanta as a visitor since Kal Daniels on July 5, 1992...hit in 14 straight starts from June 20-July 15...marked a career-long streak...drove in five runs on July 28 at DET, hitting two sac-flies and a go-ahead, 8th-inning three-run homer off RHP Bruce Rondon...was his fifth-career game with at least five RBI (first since Sept. 24, 2016 vs. COL)...per Elias, it was his second-career go-ahead homer in the 8th inning or later (also July 22, 2013 vs. HOU)...had two doubles, a homer, two walks and four RBI on Sept. 8 at OAK...became the third player in club history to have a game with three XBH and two walks in a game, joining Craig Biggio (July 26, 1999) and Rusty Staub (Aug. 17, 1965)...started all 18 postseason games for the Astros in right field, batting .169 (11x65) with one double and two RBI...batted .375 (6x16) in the ALDS vs. BOS...had multiple hits in three of the four games of the series...batted .375 (6x16) in the ALDS vs. BOS...had multiple hits in three of the four games of the series...hit a go-ahead, RBI single in the 8th inning of Game 4 of the ALDS vs. BOS...per Elias, became the second player in MLB history to drive in a postseason series-winning run in the 7th inning or later against his former team...the other was Ray Knight for the Mets in the 1986 NLCS vs. HOU...posted a four-game postseason hitting streak following an 0x22 streak, which matched the MLB record for the most consecutive hitless at-bats in one postseason, set by Dal Maxvill in the 1968 World Series...recorded his second outfield assist of the postseason in Game 2 of the ALCS (also Game 1 of the ALDS vs. BOS), starting the relay that nabbed Brett Gardner at third base...joined Jason Lane (2005) as the only right fielders in club history to have multiple outfield assists in a single postseason.

2016: Set single-season career highs in batting average (.281) and on-base percentage (.345) in 115 games...played 68 games for Oakland before getting traded to the eventual NL West Division Champion Los Angeles Dodgers on Aug. 1...played in 47 games with the Dodgers...batted .296 (72x243) with 11 doubles, eight homers, 28 RBI and an .816 OPS as an Athletic...struggled during his first month with the Dodgers (.161 August batting average, 14x87), but then tied for the Major League lead in batting average during September (.400, 26x65) with Daniel Murphy...crushed right-handed pitching to the tune of a .322 batting average (97x301), which ranked eighth among Major League hitters (min. 300PA)...also posted a .386 on-base percentage, .485 slugging percentage and .871 OPS against righties...recorded a career-low 12.8% strikeout rate, as he struck out just 56 times in 439 plate appearances...his strikeout rate was lower than all but 23 Major League hitters with at least 400 plate appearances...ranked sixth among Major League right fielders in defensive runs saved (6)...made his fourth career Opening Day roster and start on April 4 vs. CWS...placed on the 15-day Disabled List on May 20 with a fractured left thumb...recorded multiple hits in four consecutive games from April 22-26...tied as the longest streak of his career...went 7x9 during Oakland's doubleheader on May 7 at BAL...went 3x5

in Game 1 and 4x4 in Game 2...tied an A's franchise record by recording a hit in eight consecutive at-bats from May 7-9...went 4x4 on July 2 vs. PIT, giving him his second four-hit game of the season and sixth of his career...tied a career high with four runs scored on July 15 at SEA...recorded a walkoff RBI single on July 19 vs. HOU off LHP Tony Sipp...snapped an 0x16 streak against left-handed pitchers...was his sixth career game-ending RBI...activated from the DL on June 28...was traded to the Dodgers along with LHP Rich Hill in exchange for RHP Jhael Cotton, RHP Grant Holmes and RHP Frankie Montas on Aug. 1...posted a season-long seven-game hitting streak from Aug. 29-Sept. 9...hit .542 (13x24) with two doubles and a homer during the streak...hit the fourth grand slam of his career on Sept. 24 vs. COL off Christian Bergman...went 3x4 with a season-high five RBI in the game...played in 10 of the Dodgers' 11 postseason games, batting .308 (8x26) with two RBI and three stolen bases...made eight postseason starts (all in right field), starting all five games of the NLDS and four of the six games of the NLCS...hit .364 (4x11) in the NLCS...stole two bases in Game 3 of the NLCS, becoming the fifth player in Dodgers history to record multiple steals in a postseason game...also Steve Sax (1988 NLCS Game 4), Pedro Guerrero (1985 NLCS Game 1), Davey Lopes (1981 WS Game 4, 1981 NLCS Game 1, 1974 WS Game 3) and Willie Davis (1965 WS Game 5)...played six games with Triple A Nashville as part of a rehab assignment in June and went 3x25 (.120).

2015: Batted .272 with 20 homers, 25 doubles, 77 RBI and a .781 OPS (.333 OBP/.449 SLG) in 149 games with the Athletics...marked his most games played, homers, hits, doubles and RBI since his breakout 2012 season...posted a career-high .333 on-base percentage...struck out just 65 times in 582 plate appearances, giving him the seventh-lowest strikeout rate in the AL with a career-best 11.2% mark...went 10-for-12 in steal attempts (83.8%)...led the A's in homers, RBI, slugging percentage, total bases (236) and extra-base hits (49)...hit .289 (113x391) with 16 homers, 61 RBI and an .826 OPS (.347 OBP/.478 SLG) against right-handed pitchers...ranked second in the AL in batting average with the bases loaded (.667, 8x12) and fourth in RBI (19)...matched an Oakland club record for batting average with the bases loaded (min. 10 PA) set by Josh Donaldson in 2013...also ranked sixth in the AL in RBI with two outs (41)...started 134 games in right field, the most by an Athletic since Matt Stairs made 139 starts in 1999...appeared in one game in center field...began the season on the Disabled List with a strained right oblique (retroactively placed on March 27)...was activated from the DL on April 12 after a two-game rehab stint with Class A Advanced Stockton...recorded a hit in each of his first nine home games of the season from April 12-May 12 (.531, 17x32)...tied the longest season-opening home hitting streak in club history...was the fourth time this was accomplished, most recently by Jason Giambi in 1998...posted a career-long 12-game hitting streak from April 22-May 4...went 20x41 (.488) with six multi-hit games, three homers and 15 RBI during the streak and was named AL Co-Player of the Week with Jose Altuve for the week of April 27-May 3...hit .368 (21x57) in April, which marked his career-best batting average in any single month in his career, and the sixth-best April batting average in club history (min. 50PA)...tied a career-high with four hits on May 12 vs. BOS...recorded his fifth-career walkoff RBI on June 10 vs. TEX when he hit an RBI fielders choice...went 40 consecutive plate appearances without a strikeout from June 10-19...was a career-long streak...collected his 100th career double on June 20 vs. LAA...recorded his 500th career hit on June 28 vs. KC (single)...hit his third career grand slam on July 19 vs. MIN...doubled in a career-long, four consecutive games from July 26-30...set a career high with two stolen bases on July 29 at LAD, and then again on Sept. 24 vs. TEX...after hitting .120 with just one extra-base hit off southpaws over his first 53 games of the season (through June 9), hit .282 with nine extra-base hits off lefties over his final 96 games of the year...had a two-game rehab stint to start the year with Class A Advanced Stockton in which he went 1x7 (.143).

2014: Batted .264 with 12 home runs and 54 RBI in 109 games in a season shortened due to two stints on the Disabled List that involved his right knee...recorded a career-high seven triples, which ranked tied for eighth in the American League...hit .280 with all 12 of his home runs and 46 of his 54 RBI against right-handed pitching...led the team with 99 starts in right field and also started one game in center field...made his third consecutive Opening Day start in right field, becoming the first Athletic to make three straight Opening Day starts in right field since Ruben Sierra (1993-95)...placed on the Disabled List on June 3 with a hyper-extended right knee...activated from the DL on June 24...placed on the DL on June 29 with a strained right knee and was activated on July 22...went 2x4 with two home runs and a career-high six RBI on May 16 at CLE...was his fifth career multi-homer game...one of the homers was his second career grand slam...tied a single-game career high with two doubles on July 24 at HOU...posted a season-long six-game hitting streak from Aug. 1-6 (.455, 10x22)...posted his sixth career multi-homer game on Aug. 3 at KC...played his 500th career game on Aug. 29 at LAA...was named the AL Co-Player of the Week for the final week of the season after hitting .480 (12x25) with seven RBI and five multi-hit games...was named Co-Player along with teammate RHP Sonny Gray...led the team with 14 RBI while hitting .324 in 20 September games...hit .299 over his final 55 games of the season after getting activated from the DL on July 22...had two separate rehab stints, one with Triple A Sacramento (June 18-22) and one with Class A Advanced Stockton (July 24-20)...hit .438 (7x16) with three doubles with Sacramento and .429 (9x21) with two doubles, three homers and eight RBI with Stockton...went 2x4 with two walks in the AL Wild Card Game vs. KC on Sept. 30.

2013: Hit .226 with 12 home runs and 56 RBI in 114 games in a season interrupted by two stints on the Disabled List with a sprained right wrist...was successful in 9-of-11 (81.8%) stolen base attempts...10 of his 12 home runs were hit on the road...made 108 starts, all in right field...ranked tied for third among AL outfielders in double

plays (3) and tied for ninth in assists (9)...was the A's Opening Day starter in right field and started each of the A's first seven games before injuring his right wrist on April 7 at HOU...missed three games...was placed on the 15-day Disabled List on May 8 (retroactive to May 7) with a sprained right wrist...marked his first career stint on the DL...had a four-game rehab assignment with Class A Stockton (May 27) and Triple A Sacramento (May 28-30)...was reinstated from the DL on May 31...placed on the DL again on Aug. 26 with a sprained right wrist...activated on Sept. 10...hit .287 with two home runs and 11 RBI in his first 25 games following his first return from the DL...had the first three-walk game of his career on May 1 at LAA...also had three walks on Aug. 2 vs. TEX...walked with the bases loaded in the 10th inning on June 1 vs. CWS to force in the winning run...it was the 25th walkoff walk in Oakland history...snapped a career-high 30-game homerless streak with a solo shot in the 7th inning off Jose Quintana on June 6 at CWS...matched his career high with four hits on June 16 vs. SEA...reached base safely in a career-high 19 consecutive games from June 18-July 13...homered five times in two games from Aug. 9-10 at TOR to tie the Major League record for home runs over a two-game span...became the first Athletic to do so since Mark McGwire from June 10-11, 1995...hit three home runs on Aug. 9, tying the Athletics record for home runs in a game...it was the 14th three-homer game in Oakland history and the 26th in Athletics history...it was the first since Erubiel Durazo on Aug. 18, 2004 at BAL...then hit two home runs the next day...the multi-homer games were the third and fourth of his career...had five RBI on Aug. 9 at TOR and drove in eight runs in the two games from Aug. 9-10...hit .304 with two home runs and 10 RBI over his final 17 games after getting reinstated from the DL on Sept. 10...had two outfield assists on Sept. 22 vs. MIN and threw out four base runners over his final seven games...started all five games in right field in the ALDS against Detroit and went 4-for-17 (.235) with a home run...had surgery on his right wrist following the season...the surgery, a TFCC debridement, was performed by Dr. Mark Belsky at Newton Wellesley Hospital in Newton, Mass. on Oct. 30.

2012: Was a Rawlings Gold Glove Award winner and finished 16th in the AL MVP voting after clubbing a career-high 32 home runs for the AL West Division Champion Oakland Athletics...was acquired from Boston prior to the season...set career highs in nearly every offensive category, including games (156), runs (85), hits (148), doubles (29), triples (5), RBI (85), steals (11) and walks (55)...led the A's in at-bats (611), runs, hits, doubles, homers, RBI and walks...became the first Athletic with a 30-homer season since Jack Cust hit 33 in 2008...finished tied for 10th in the AL in homers...became the eighth A's player to win a Gold Glove award, and fourth outfielder (first since Dwayne Murphy in 1985)...ranked third among AL outfielders with 15 assists...that tied for third most in Oakland history and marked the most since 1983 when Mike Davis recorded 16...hit 31 of his 32 home runs as an outfielder, becoming one of two A's outfielders in a 20-year span to hit 30 home runs (also Matt Stairs with 38 in 1999...27 of his homers came as a right fielder, which led the AL...led the team with 131 starts in right field...also made 11 starts at DH and 10 in center field...made his first career Opening Day roster and start (right field)...scored a career-high four runs and tied a career high in hits (4) on May 11 vs. DET...was also his first career multi-homer game...became the eighth player in Oakland history to have a game with four runs, four hits, two homers and five RBI...hit 10 homers in May, which ranked tied for third in the AL...became the first A's player with a 10-homer month since Frank Thomas in September of 2006...ranked tied for eighth in the AL in homers prior to the All-Star Break (20)...marked the most homers by an A's player prior to the All-Star Break since Eric Chavez hit 20 in 2002...hit his first career grand slam on Aug. 31 vs. BOS off Mark Melancon...ranked fifth in the AL in August RBI with 23, his most ever in a single month...was named the AL Player of the Week for the week ending Sept. 2...went 12x31 (.387) with six runs, two doubles, three homers and 10 RBI in seven games...recorded his second career multi-homer game on Sept. 26 at TEX...started all five games of the ALDS in right field...went 2x17 in the series against Detroit.

2011: Appeared in 87 games over two stints with the Red Sox...batted .280 with seven home runs and 28 RBI...ranked third among American League rookies in batting, fourth in slugging (.457), fifth in on-base percentage (.327), tied for sixth in doubles (18), ninth in extra-base hits (28), tied for ninth in triples (3) and 10th in runs scored (41)...had a .393 batting average in 23 games before the All-Star Break...started 64 games, including 48 in right field, 14 in left field and two in center field...had five outfield assists, which ranked second among AL rookies...was recalled from Triple A Pawtucket on May 26 and went 5 for 13 (.385) with four RBI and four runs scored in five games before he was optioned back to Triple A on June 4...recalled again on June 18 and spent the remainder of the season with Boston...collected his first career game-ending RBI with a walkoff single off Phil Hughes in the 10th inning on Aug. 7 vs. NYY...at 24 years and 169 days old, became the youngest Red Sox player to collect a walk-off RBI in a game against the Yankees since Mario Guerrero did it on Aug. 1, 1973 at 23 years and 307 days...reached base safely in all five of his plate appearances on Sept. 3 vs. TEX, going 4-for-4 with a hit by pitch...hit .230 with 14 home runs and 36 RBI in 52 games at Triple A...ranked third in the International League in home runs at the time of his last promotion (June 18)...homered in four consecutive Triple A games from April 24-28.

2010: Spent most of the year with Triple A Pawtucket but also appeared in 29 games with the Red Sox...had four stints with Boston: April 20-24, June 5-11, June 22-24 and Sept. 6 through the end of the season...made starts at all three outfield positions, including six in right field, five in center field and four in left field...drilled his first career triple on June 5 at BAL...notched his first career steal on June 7 at CLE...picked up his first career outfield assist on June 23 at COL...finished fourth in the Red Sox minor league system in homers (18)...named the Red Sox Minor League Offensive Player of the Month for August/September after leading Red Sox farmhands with

10 home runs, 91 total bases and 21 extra-base hits...was twice named International League Player of the Week: Aug. 2-8 (.464, 13x28, five doubles, three home runs, 10 RBI) and Aug. 23-29 (.500, 17x34, four doubles, five home runs, 12 RBI)...following the season, hit .182 with a home run and six RBI in 23 games with Gigantes del Cibao of the Dominican Winter League.

2009: Saw his first Major League action, playing in 27 games over three stints with Boston...made starts at all three outfield positions (six in left field, three in right field, one in center field)...five of his first six Major League hits went for extra bases...was selected from Double A Portland on July 31 and made his big league debut that night at BAL as a pinch-hitter (0x1)...collected two doubles in his first start on Aug. 1 at BAL, becoming the first Red Sox player with at least two doubles in his first start since Rey Quinones on May 17, 1986 vs. TEX...belted his first home run off Baltimore's Brian Bass on Aug. 2 at Camden Yards...became the first Red Sox outfielder to go homer within his first three games since Billy Conigliaro on April 16, 1969 vs. BAL...was optioned to Triple A Pawtucket on Aug. 5, recalled the following day and optioned again on Aug. 15...recalled for his third stint on Sept. 2 and closed out the season with Boston...combined to hit .245 with 13 home runs and 35 RBI in 81 games between Portland and Pawtucket...after the season, was ranked by *Baseball America* as the No. 3 prospect and the "Best Outfield Arm" in the Boston system.

MINOR LEAGUES:

2008: Led all Red Sox minor leaguers with 91 RBI between Class A Greenville, Class A Advanced Lancaster and Double A Portland...ranked fourth with 23 homers...played the majority of the year with Lancaster and was named to the California League Postseason All-Star team...began the campaign at Greenville and was promoted to Lancaster on April 23...named the Red Sox Minor League Base Runner of the Month for June...also ranked tied for first in the California League during the month in RBI (28)...was promoted to Portland on July 21...went 1-for-11 in three playoff games with Portland...played 23 games for Scottsdale in the Arizona Fall League, batting .189 with five home runs and 15 RBI...went 2-for-4 with a double, homer, two RBI and two runs in the AFL's Rising Stars Showcase...after the season, was rated as the No. 5 prospect in the Red Sox system according to *Baseball America*...also dubbed as having the system's best outfield arm...**2007:** Made his professional debut with Class A Greenville...finished seventh in the Red Sox system with a .305 batting average...after the season, was named the No. 10 prospect in Boston's system by *Baseball America*...named the Red Sox Minor League Base Runner of the Month in June and Minor League Defensive Player of the Month for July...tied a franchise mark with six RBI on July 23 vs. Savannah, adding two homers...promoted to Double A Portland on Sept. 4.

PERSONAL:

Josh and his wife, Jett, reside in Crosby, Texas, with their twin sons Maverick and Ryder.

WILLIAM JOSHUA REDDICK

Year	Team	AVG	G	AB	R	H	2B	3B	HR	RBI	BB	SO	SB	CS	OBP	SLG	SF	SH	HB	E
2007	Greenville (A)	.306	94	369	60	113	17	6	18	72	26	51	8	5	.352	.531	5	0	3	7
	Portland (AA)	.000	1	1	0	0	0	0	0	0	0	0	0	0	.000	.000	0	0	0	0
2008	Greenville (A)	.340	14	53	7	18	4	2	0	9	5	8	2	1	.397	.491	0	0	0	1
	Lancaster (A)	.343	76	312	60	107	11	8	17	57	17	49	9	1	.375	.593	2	0	0	4
	Portland (AA)	.214	34	117	22	25	4	2	6	25	12	25	3	1	.290	.436	1	1	1	3
2009	Portland (AA)	.277	63	256	47	71	17	3	13	29	30	62	5	5	.352	.520	1	0	0	3
	BOSTON	.169	27	59	5	10	4	0	2	4	2	17	0	0	.210	.339	0	0	1	1
	Pawtucket (AAA)	.127	18	71	1	9	0	2	0	6	6	13	0	1	.190	.183	2	0	0	0
2010	Pawtucket (AAA)	.266	114	451	59	120	28	4	18	65	25	73	4	7	.301	.466	5	0	0	8
	BOSTON	.194	29	62	5	12	3	1	1	5	1	15	1	0	.206	.323	0	0	0	0
2011	Pawtucket (AAA)	.230	52	191	37	44	9	1	14	36	33	39	4	1	.333	.508	7	0	0	1
	BOSTON	.280	87	254	41	71	18	3	7	28	19	50	1	2	.327	.457	4	0	1	5
2012	OAKLAND	.242	156	611	85	148	29	5	32	85	55	151	11	1	.305	.463	4	1	2	6
2013	OAKLAND	.226	114	385	54	87	19	2	12	56	46	86	9	2	.307	.379	7	1	2	5
	Stockton (A)#	.333	1	3	0	1	0	0	0	0	0	0	0	0	.333	.333	0	0	0	0
	Sacramento (AAA)#	.182	3	11	5	2	0	0	0	0	3	1	2	0	.357	.182	0	0	0	0
2014	OAKLAND	.264	109	363	53	96	16	7	12	54	28	63	1	1	.316	.446	3	0	1	5
	Sacramento (AAA)#	.438	4	16	1	7	3	0	0	0	1	1	1	1	.471	.625	0	0	0	0
	Stockton (A)#	.429	5	21	6	9	2	0	3	8	1	6	0	0	.455	.952	0	0	0	0
2015	Stockton (A)#	.143	2	7	0	1	0	0	0	1	1	2	0	0	.250	.143	0	0	0	0
	OAKLAND	.272	149	526	67	143	25	4	20	77	49	65	10	2	.333	.449	2	1	0	5
2016	OAKLAND	.296	68	243	33	72	11	1	8	28	28	34	5	0	.368	.449	1	0	0	2
	Nashville (AA)#	.120	6	25	2	3	1	0	1	1	1	6	0	0	.154	.280	0	0	0	0
	LOS ANGELES (NL)	.258	47	155	20	40	6	0	2	9	11	22	3	3	.307	.335	0	0	0	4
2017	HOUSTON	.314	134	477	77	150	34	4	13	82	43	72	7	3	.363	.484	12	1	0	5
2018	HOUSTON	.242	134	433	63	105	13	2	17	47	49	77	7	2	.318	.400	2	1	0	0
	Corpus Christi (AA)#	.500	2	8	1	4	1	0	0	1	0	1	0	0	.500	.625	0	0	0	0
2019	HOUSTON	.275	141	501	57	138	19	3	14	56	36	66	5	2	.319	.409	9	1	0	5
MINOR LEAGUE TOTALS		.279	489	1912	308	534	97	28	90	310	161	337	38	23	.333	.501	23	1	4	27
MAJOR LEAGUE TOTALS		.263	1195	4069	560	1072	197	32	140	531	367	718	60	18	.322	.431	44	6	7	43

#Rehab assignment

WILD CARD GAME RECORD

Year	Club/Opp.	AVG	G	AB	R	H	2B	3B	HR	RBI	BB	SO	SB	CS	OBP	SLG	SF	SH	HB	E
2014	OAK/KC	.500	1	4	2	2	0	0	0	0	2	0	0	0	.667	.500	0	0	0	0

DIVISION SERIES RECORD

Year	Club/Opp.	AVG	G	AB	R	H	2B	3B	HR	RBI	BB	SO	SB	CS	OBP	SLG	SF	SH	HB	E
2012	OAK/DET	.118	5	17	2	2	0	0	1	1	1	10	0	0	.167	.294	0	0	0	0
2013	OAK/DET	.235	5	17	1	4	1	0	1	1	2	5	0	0	.316	.471	0	0	0	0
2016	LAD/WSH	.267	5	15	1	4	0	0	0	1	1	2	0	0	.313	.267	0	0	0	0
2017	HOU/BOS	.375	4	16	3	6	0	0	0	2	2	2	0	0	.444	.375	0	0	0	0
2018	HOU/CLE	.400	3	10	0	4	0	0	0	2	0	1	0	0	.400	.400	0	0	0	0
2019	HOU/TB	.100	4	10	1	1	0	0	0	0	1	5	0	0	.182	.100	0	0	0	0
TOTALS		.247	26	85	8	21	1	0	2	7	7	25	0	0	.304	.329	0	0	0	0

LEAGUE CHAMPIONSHIP SERIES RECORD

Year	Club/Opp.	AVG	G	AB	R	H	2B	3B	HR	RBI	BB	SO	SB	CS	OBP	SLG	SF	SH	HB	E
2016	LAD/CHC	.364	5	11	1	4	0	0	0	1	0	0	3	0	.364	.364	0	0	0	0
2017	HOU/NYY	.040	7	25	1	1	0	0	0	0	1	6	0	0	.077	.040	0	0	0	0
2018	HOU/BOS	.188	5	16	2	3	1	0	1	2	2	4	0	0	.278	.438	0	0	0	0
2019	HOU/NYY	.167	5	12	2	2	0	0	1	1	0	2	0	0	.167	.417	0	0	0	0
TOTALS		.156	22	64	6	10	1	0	2	4	3	12	3	0	.194	.266	0	0	0	0

WORLD SERIES RECORD

Year	Club/Opp.	AVG	G	AB	R	H	2B	3B	HR	RBI	BB	SO	SB	CS	OBP	SLG	SF	SH	HB	E
2017	HOU/LAD	.167	7	24	3	4	1	0	0	0	2	5	0	0	.231	.208	0	0	0	0
2019	HOU/WSH	.214	5	14	0	3	0	0	0	1	1	2	0	0	.267	.214	0	0	0	0
TOTALS		.184	12	38	3	7	1	0	0	1	3	7	0	0	.244	.211	0	0	0	0

TABLE OF
CONTENTS

REDDICK

PLAYER
DEVELOPMENT

2019 REVIEW

OPPONENTS

HISTORY
AND RECORDS

SPRING TRAINING

MEDIA
INFORMATIONMINUTE MAID
PARK

- Selected by Boston in the 17th round of the June 2006 draft.
- Acquired by Oakland from Boston along with RHP Raul Alcantara and IF Miles Head in exchange for RHP Andrew Bailey and OF Ryan Sweeney on Dec. 28, 2011.
- On Disabled List, May 7-31, 2013 (sprained right wrist).
- On Disabled List, Aug. 26-Sept. 10, 2013 (sprained right wrist).
- On Disabled List, June 3-24, 2014 (hyperextended right knee).
- On Disabled List, June 29-July 22, 2014 (strained right knee).
- On Disabled List, April 4-12, 2015 (strained right oblique).
- On Disabled List, May 20-June 28, 2016 (fractured right thumb).
- Acquired by Los Angeles (NL) from Oakland along with LHP Rich Hill in exchange for RHP Jharel Cotton, RHP Grant Holmes and RHP Frankie Montas on Aug. 1, 2016.
- Signed by Houston to a four-year contract as a free agent on Nov. 23, 2016.
- On Disabled List, June 13-20, 2017 (concussion).
- On Disabled List, May 21-June 6, 2018 (infection).

Hits:	5 (2x) -- last, Sept. 26, 2019 at Los Angeles (AL)
Home Runs:	3 -- Aug. 9, 2013 vs. Kansas City
RBI:	6 (2x) -- last, April 3, 2018 vs. Baltimore
Stolen Bases:	2 (3x) -- last, June 28, 2017 vs. Oakland
Longest Hitting Streak:	12 -- April 22-May 4, 2015
Career Grand Slams (7):	Aug. 31, 2012 vs. Boston (Mark Melancon) May 16, 2014 at Cleveland (Zach McAllister) July 19, 2015 vs. Minnesota (J.R. Graham) Sept. 24, 2016 vs. Colorado (Christian Bergman) July 4, 2017 at Atlanta (Jason Motte) April 3, 2018 vs. Baltimore (Nestor Cortes) April 21, 2018 at Chicago-AL (Lucas Giolito)

YEAR	POSITION	PCT.	G	PO	A	E	TC	DP
2019	Outfield	.983	133	231	4	4	239	1
	First Base	.800	4	4	0	1	5	0
TOTALS	Outfield	.981	1136	2059	68	42	2169	14
	First Base	.857	5	6	0	1	7	0

82

C

B/T HEIGHT WEIGHT
R/R 6'2 208JAMIE
RITCHIE

Born: 4/9/93 in South Hadley, MA

Opening Day Age: 26

Contract Status: Signed through 2020

Acquired: Selected in the 13th round of the June 2014 draft.

Resides: Buford, GA

ML Service: 0.000

NON-ROSTER INVITEE

CAREER HIGHLIGHTS

- Catcher has hit .281 (453x1614) with 97 doubles, 24 homers, 200 RBI, 26 steals and a .402 OBP in six seasons (2014-19) in the minor leagues.
- Has drawn more walks than strikeouts in three of his six MiLB seasons...drew 45 walks as opposed to 44 strikeouts in 2017, 95 walks against 81 strikeouts in 2015, and 29 walks vs. 26 strikeouts in 2014.
- Named a New York-Penn League Midseason All-Star in 2014 and a Midwest League All-Star in 2015.

MINOR LEAGUES

2019: Spent the entire season at Triple A Round Rock, and hit .270 (68x252) with 20 doubles, five homers, 33 RBI and a .375 OBP in 79 games...started 64 games at catcher, and threw out 14-of-47 (29.8%) runners attempting to steal...had a great second-half, batting .319 (30x94) with an .891 OPS (.444 OBP/.447 SLG) in 30 games after the All-Star Break...**2018:** Combined to hit .293 (71x242) with 16 doubles, 31 RBI and a .795 OPS in 70 games between Triple A Fresno (25g) and Double A Corpus Christi (45g)...excelled in his 25 games at Triple A, hitting .321 (26x81) with seven doubles, 14 RBI and a .952 OPS...began his season as an NRI with the Astros, appearing in eight Major League games and going 3x8 (.375) with two walks in 10 plate appearances...optioned to minor league camp on March 7...began his regular season with Corpus Christi and appeared in 45 games before his promotion to Fresno on July 2...finished his season with the Grizzlies...**2017:** Spent the entire season at Double A Corpus Christi, batting .256 (62x242) with a .382 on-base percentage in 76 games...hit .324 (23x71) with a .913 OPS against lefties...performed well in the second half, batting .278 (32x115) with an .802 OPS following the All-Star Break...hit the first cycle in Corpus Christi Hooks history on Aug. 6 at Frisco...hit a bases-loaded triple in the 8th inning to complete the cycle in what was a 4x4 performance...threw out 24.0% of all attempting basestealers (12CS/50ATT)...made 54 starts at catcher and three at first base...ranked fifth in the Texas League in OBP (min. 250PA)...**2016:** Played in 99 games, all at Class A Advanced Lancaster, hitting .276 (95x344) with 20 doubles, seven homers, 57 RBI and a .389 on-base percentage...put up a 33.9% (20CS/59ATT) caught stealing percentage in 64 games at catcher...**2015:** Batted .281 (110x392) with 21 doubles, 10 steals and a .426 on-base percentage in 111 games in a season split between Lancaster (39g) and Quad Cities (72g)...named a Midwest League Midseason All-Star...received Quad Cities April Player of the Month honors...**2014:** Led the New York-Penn League in OBP (.455) in his first professional season...named a New York-Penn League Midseason All-Star.

NOTES

- Graduated from Buford HS in Georgia in 2011...led his team to a Georgia State Championship.
- Went on to play three years at Belmont University...was named to the 2014 Johnny Bench Award Watch List as a junior, hitting .302 with 13 doubles, six homers and a .404 on-base percentage.
- Drafted by the Astros in the 13th round of the 2014 draft...signed by Astros scout Nick Venuto.
- Is currently signed to a minor league contract for 2020...has been invited to Major League Spring Training as an NRI in three straight seasons (2018-20).

JAMES CHRISTOPHER RITCHIE

Year	Team	AVG	G	AB	R	H	2B	3B	HR	RBI	BB	SO	SB	CS	OBP	SLG	SF	SH	HB	E
2014	Tri-City (A)	.331	47	142	19	47	12	2	1	24	29	26	5	1	.455	.465	2	1	5	2
2015	Quad Cities (A)	.266	72	259	46	69	10	2	4	27	70	54	7	6	.428	.367	1	0	4	2
	Lancaster (A)	.308	39	133	26	41	11	2	1	8	25	27	3	1	.422	.444	1	3	2	2
2016	Lancaster (A)	.276	99	344	62	95	20	0	7	57	58	83	3	1	.389	.395	2	3	7	6
2017	Corpus Christi (AA)	.256	76	242	27	62	8	1	3	20	45	44	3	0	.382	.335	1	0	5	9
2018	Corpus Christi (AA)	.280	45	161	15	45	9	1	0	22	17	41	1	1	.368	.348	1	0	6	5
	Fresno (AAA)	.321	25	81	16	26	7	0	3	9	14	16	2	0	.433	.519	0	0	2	0
2019	Round Rock (AAA)	.270	79	252	46	68	20	0	5	33	41	56	2	0	.375	.409	4	0	4	2
MINOR LEAGUE TOTALS		.281	482	1614	257	453	97	8	24	200	299	347	26	10	.402	.395	12	7	35	28

RITCHIE CAREER TRANSACTIONS

• Selected by Houston in the 13th round of the June 2014 draft.



NON-ROSTER INVITEE

CHUCKIE ROBINSON

Born: 12/14/94 in Danville, IL

Opening Day Age: 25

Contract Status: Signed through 2020

Acquired: Selected in the 21st round of the June 2016 draft.

Resides: Danville, IL

ML Service: 0.000

83

C

HT	WEIGHT	MLB
R/R	5'11	221

CAREER HIGHLIGHTS

- Backstop has worked his way up the Astros minor league system in his four minor league seasons (2016-19) since being selected in the 21st round of the 2016 MLB draft.
- Has compiled a .249 (305x1224) average with 72 doubles, 31 home runs and 161 RBI in 331 career minor league games heading in 2020...has made 265 starts behind the dish in his career.
- Has recorded a 37.9% caught stealing percentage (96-of-253) in his 267 career games at catcher.
- Had a breakout 2017 season with Class A Quad Cities, as he was named a Midwest League Midseason and Postseason All-Star and an MiLB.com Organizational All-Star...spent the entire 2017 season with Quad Cities, hitting .274 (118x430) with 32 doubles, 15 homers and 77 RBI in 108 games.
- Was named a New York-Penn League Midseason All-Star while playing for Tri-City in 2016...hit .275 (44x160) that season, his first as a professional.

MINOR LEAGUES

2019: Played the entire season at Double A Corpus Christi, batting .217 (81x374) with 17 doubles, seven homers, 36 RBI and nine stolen bases in 103 games...threw out 28-of-97 (28.9%) attempting base stealers in his 88 games at catcher...**2018:** Spent his entire season with Class A Buies Creek, hitting .238 (62x260) with 10 doubles, seven home runs and 30 RBI in 75 games, including 70 starts behind the plate...posted a .994 fielding percentage as the club's catcher...**2017:** Had a breakout season with Class A Quad Cities, as he was named a Midwest League Midseason and Postseason All-Star and an MiLB.com Organizational All-Star...spent the entire season with Quad Cities, hitting .274 (118x430) with 32 doubles, 15 homers and 77 RBI in 108 games...starred in the postseason, leading the River Bandits to a Midwest League Championship...named the MWL Championship Series MVP after hitting four home runs, with eight RBI in nine postseason games...**2016:** Made his professional debut with Class A Short-Season Tri-City, hitting .275 (44x160) with 13 doubles and 18 RBI in 45 games...named a New York-Penn League Midseason All-Star...signed his first professional contract on June 15, just four days after the draft.

NOTES

- Graduated from Danville High School (IL) in 2013...hit a team-best .372 in his senior season...was a three-time The News-Gazette All-Area first-teamer...established a school career record for homers (19)...led his team to two regional championships and one section championship.
- Went on to play three years at Southern Mississippi...was the everyday catcher in his junior season (2016), hitting .288 (60x208) with seven homers and 44 RBI...led his club to a C-USA Tournament Title and named to the C-USA All-Tournament Team that season...selected by Houston in the 21st round of the 2016 draft...signed by Astros scout Justin Cryer.
- Is a third-generation catcher as his grandfather, Chuckie Sr., spent a season as a catcher in the White Sox organization in the early 1960s...his father, Chuck, played one season (1991) in the minors for the Cubs.
- Is signed to a minor league contract for the 2020 season...was invited to his second consecutive Major League Spring Training in 2020.

CHARLES ROBINSON

Year	Team	AVG	G	AB	R	H	2B	3B	HR	RBI	BB	SO	SB	CS	OBP	SLG	SF	SH	HB	E
2016	Tri-City (A)	.275	45	160	25	44	13	0	2	18	19	48	0	1	.359	.394	0	2	2	3
2017	Quad Cities (A)	.274	108	430	69	118	32	2	15	77	31	98	7	1	.330	.463	1	0	5	4
2018	Buies Creek (A)	.238	75	260	27	62	10	1	7	30	21	58	3	4	.296	.365	2	0	1	4
2019	Corpus Christi (AA)	.217	103	374	30	81	17	1	7	36	25	118	9	1	.276	.324	3	0	7	7
MINOR LEAGUE TOTALS		.249	331	1224	151	305	72	4	31	161	96	322	19	7	.310	.391	6	2	15	18

ROBINSON CAREER TRANSACTIONS

- Selected by Houston in the 21st round of the June 2016 draft.



NIVALDO RODRIGUEZ

Born: 4/16/97 in Carabobo, VZ

Opening Day Age: 22

Contract Status: Signed through 2020

Acquired: Signed as a non-drafted free agent on June 13, 2016.

Resides: Lara, VZ

ML Service: 0.000

92

RHP

B/T	HEIGHT	WEIGHT
R/R	6'1"	214

TABLE OF CONTENTS

RODRIGUEZ

PLAYER DEVELOPMENT

2019 REVIEW

OPPONENTS

HISTORY AND RECORDS

SPRING TRAINING

MEDIA INFORMATION

MINUTE MAID PARK

CAREER HIGHLIGHTS

- Right-hander has posted a 15-9 record and a 2.40 ERA (60ER/225.1IP) with 69 walks and 235 strikeouts across four seasons in the Astros minor league system (2016-19).

MINOR LEAGUES:

2019: Posted a combined 6-6 record with a 2.40 ERA (28ER/105IP), 35 walks and 114 strikeouts in 24 games (15 starts) between Class A Advanced Fayetteville (24g) and Class A Quad Cities (6g)...began the season at Quad Cities...struck out a season-high nine batters over 7.0 scoreless frames on May 2 at Lake County...was promoted to Fayetteville on May 16...finished the season with the Woodpeckers, going 3-5 with a 2.92 ERA (24ER/74IP) in 18 games (9 starts)...**2018:** Pitched the entire season with Class A Short Season Tri-City, going 4-1 with a 2.91 ERA (18ER/55.2IP) and 50 strikeouts in 14 games (7 starts)...**2017:** Combined to go 4-2 with a 2.05 ERA (13ER/57IP) and 63 strikeouts between the Dominican Summer League Astros (6g) and the Gulf Coast League Astros (9g)...pitched to a 0.35 ERA (1ER/26IP) in the DSL before receiving a promotion to the GCL for his first professional stint in the United States...**2016:** Made his pro debut in the Dominican Summer League, going 1-0 with a 1.17 ERA (1ER/7.2IP) in five games.

NOTES

- Signed by the Astros as a non-drafted free agent out of Venezuela on June 13, 2016...signed by Astros scouts Oz Ocampo, Tom Shafer and Roman Ocumarez.
- Was added to the 40-man roster on Nov. 20, 2019...this marks his first-career appearance in Major League Spring Training camp.

NIVALDO APOLINAR RODRIGUEZ

Year	Team	W	L	ERA	G	GS	CG	SHO	SV	IP	H	R	ER	HR	HB	BB	SO	WP	BK	AVG
2016	DSL Astros Orange (R)	1	0	1.17	5	0	0	0	0	7.2	6	2	1	0	0	4	8	2	0	.194
2017	DSL Astros Blue (R)	3	0	0.35	6	4	0	0	1	26.0	17	4	1	0	1	6	29	3	0	.181
	GCL Astros (R)	1	2	3.48	9	3	0	0	0	31.0	32	15	12	1	2	11	34	2	1	.267
2018	Tri-City (A)	4	1	2.91	14	7	0	0	1	55.2	45	18	3	5	13	50	2	0		.218
2019	Quad Cities (A)	3	1	1.16	6	6	1	1	0	31.0	23	6	4	2	0	4	39	3	0	.200
	Fayetteville (A)	3	5	2.92	18	9	0	0	2	74.0	46	27	24	5	3	31	75	7	0	.175
MINOR LEAGUE TOTALS		15	9	2.40	58	29	1	1	4	225.1	169	72	60	11	11	69	235	19	1	.204

RODRIGUEZ CAREER TRANSACTIONS

- Signed as a non-drafted free agent on June 13, 2016.



NON-ROSTER INVITEE

ANDRE SCRUBB

Born: 1/13/95 in Fort Bragg, NC

Opening Day Age: 25

Contract Status: Signed through 2020

Acquired: Acquired from Los Angeles (NL) in exchange for IF Tyler White on July 25, 2019.

Resides: Woodbridge, VA

ML Service: 0.000

78

RHP

B/T **HEIGHT** **WEIGHT**
R/R 6'4 270

CAREER HIGHLIGHTS

- Imposing right-hander is entering his first full season in the Houston organization after joining the club via trade from the Dodgers in July of 2019...has gone 21-6 with a 2.48 ERA (53ER/192IP) and 221 strikeouts in four seasons in the minors (2016-19).
- Has held right-handed hitters to a .196 (78x397) batting average in his minor league career...left-handers have hit .213 (67x314)...has been at his best with runners in scoring position, as opponents have hit just .176 (36x205) against him in those situations.
- Was a 2018 Midwest League Midseason All-Star while pitching for Great Lakes in the Dodgers organization.

MINOR LEAGUES

2019: Combined to post a 6-1 record with a 2.78 ERA (20ER/64.2IP), 33 walks and 76 strikeouts in 41 games (2 starts) between Double A Tulsa (29g) of the Dodgers organization and Double A Corpus Christi (12g) in Houston's system...was traded from the Dodgers to the Astros in exchange for IF Tyler White on July 25...struck out 20 batters in 17.0 innings during his 21 games with the Hooks...posted a 20.1 inning streak of not allowing an earned run...began his Hooks tenure with 8.2 scoreless innings...**2018:** Pitched at three levels in the Dodgers system, posting a 7-2 record with a 2.86 ERA (20ER/63IP) and 72 strikeouts in 38 games between Double A Tulsa (5g), Class A Advanced Rancho Cucamonga (14g) and Class A Great Lakes (19g)...was named a Midwest League Midseason All-Star while at Great Lakes...gave up just one earned run in 23.2 innings pitched at Rancho Cucamonga for a 0.38 ERA...**2017:** Spent the entire season at Class A Great Lakes, posting a 6-2 record and a 1.74 ERA (10ER/51.2IP) in 31 games...**2016:** Made his professional debut, putting up a 2-1 record and a 2.13 ERA (3ER/12.2IP) in 10 games with the Rookie Level Arizona League Dodgers.

NOTES

- Graduated from CD Hylton High School in Woodbridge, Va. in 2013...went 6-2 with a 1.57 ERA and 59 strikeouts in his senior season, while also batting .395...was a 2013 First Team All-Atlantic Region selection by Perfect Game...was the News & Messenger's 2012 Prep Baseball Player of the Year...named the All-Area Player of the Year and Northwest Region Player of the Year in 2012, his junior season.
- Played three seasons at High Point University (2014-16)...went 6-1 with a 2.50 ERA as a sophomore, and 8-6 with a 4.86 ERA and a team-high 94 strikeouts as a junior...during the 2015 Big South Tournament, his sophomore season, led High Point to a victory in their first game with a 10-strikeout complete game.
- Was selected by the Dodgers in the eighth round of the 2016 MLB Draft...signed by Dodgers scout Lon Joyce.
- Is signed to a minor league contract for the 2020 season...was invited to his first Major League Spring Training in 2020.

ANDRE DARRELL SCRUBB

Year	Team	W	L	ERA	G	GS	CG	SHO	SV	IP	H	R	ER	HR	HB	BB	SO	WP	BK	AVG
2016	AZL Dodgers (R)	2	1	2.13	10	0	0	0	0	12.2	9	5	3	1	0	7	18	3	0	.188
2017	Great Lakes (A)	6	2	1.74	31	1	0	0	2	51.2	33	14	10	2	2	33	55	9	0	.182
2018	Great Lakes (A)	3	2	5.10	19	0	0	0	2	30.0	33	21	17	3	2	16	34	4	0	.277
	Rancho Cucamonga (A)	4	0	0.38	14	0	0	0	3	23.2	8	3	1	0	2	11	28	3	0	.098
	Tulsa (AA)	0	0	1.93	5	0	0	0	0	9.1	6	2	2	0	0	5	10	1	0	.176
2019	Tulsa (AA)	6	1	2.45	29	2	0	0	0	47.2	35	17	13	3	2	23	56	3	0	.200
	Corpus Christi (AA)	0	0	3.71	12	0	0	0	3	17.0	21	7	7	0	0	10	20	1	0	.292
MINOR LEAGUE TOTALS		21	6	2.48	120	3	0	0	10	192.0	145	69	53	9	8	105	221	24	0	.204

SCRUBB CAREER TRANSACTIONS

- Selected by Los Angeles (NL) in the eighth round of the June 2016 draft.
- Acquired by Houston from Los Angeles (NL) in exchange for IF Tyler White on July 25, 2019.



JOE SMITH

Born: 3/22/84 in Cincinnati, OH

Opening Day Age: 36

Contract Status: Signed through 2021

Acquired: Signed as a free agent on Dec. 16, 2019.

Resides: Newport Beach, CA

ML Service: 12.091

38

RHP

B/T	HEIGHT	WEIGHT
R/R	6'2"	211

TABLE OF CONTENTS

SMITH

CAREER HIGHLIGHTS

- Side-arming right-hander has been one of MLB's most successful relievers since his debut in 2007... owns a 50-29 record with 30 saves, a 2.98 ERA (230ER/695.1IP) and 615 strikeouts in 782 career appearances in the Majors with the Mets (2007-2008), Indians (2009-13, 2017), Angels (2014-2016), Cubs (2016), Blue Jays (2017) and Astros (2018-19).
- Ranks 56th all-time in MLB history in career appearances (782)...is on track to become the 51st pitcher in MLB history to reach 800 career appearances in the Major Leagues.
- Owns a 2.98 career ERA and is one of 72 relievers in MLB history to own a career ERA below 3.00.
- Has never posted an ERA higher than 3.83 for a season over his entire 13-year career, and has posted an ERA below 3.50 in nine of his 13 seasons...the only other pitchers in the modern era of baseball (since 1900) to post an ERA of 3.83 or lower in 13 consecutive years were (min. 30IP): RHP Mariano Rivera (18), RHP Kent Tekulve (14) RHP Lee Smith (13).
- Came back from left Achilles tendon surgery during the middle of the 2019 season and went on to post a career-best 1.80 ERA...pitched in 10 games for the Astros in the postseason, while making his first-career appearances in the World Series.
- Appeared in 70 games for five consecutive years (2011-2015)...became the third pitcher in AL history to record 70 appearances in five straight years, joining LHP Buddy Groom and RHP Bryan Shaw.
- Owns a career 2.57 ERA (4ER/141IP) in 18 postseason games...pitched in the postseason in 2013 with Cleveland, 2014 with Los Angeles (AL), 2017 with Cleveland and 2018-19 with Houston...was also on the 2016 World Champion Cubs active roster to end the regular season, but was not on any of their postseason rosters.
- In 2015, led the AL with 32 holds for the Angels.
- Posted a 0.294 WHIP in July 2014, setting an MLB record for the lowest WHIP in a month (min. 15 IP).
- Made his Major League debut with Mets on Opening Day 2007 (April 1 at STL) after being drafted the previous June...struck out Preston Wilson for his first career strikeout in that contest.
- Hurlled 15.1 scoreless innings in his first 17 Major League outings in 2007, breaking RHP Dennis Musgraves' 1965 club record for most consecutive scoreless innings by a reliever to start a career...was named the 2007

NOTES

- Attended Amelia (OH) High School where he earned three letters in baseball before sitting out his senior year while recovering from right arm surgery...also played three years of basketball and averaged 20.3 points and 6.7 rebounds a game.
- Attended Wright State (OH) University without a scholarship and was cut from the baseball team as a freshman...came back as a redshirt sophomore and changed to a sidearm delivery in his junior year...was 6-5 with a 1.53 ERA and 22 saves in 80 games (all in relief) over three years...in 2005 he was named WSU Team MVP...in 2006, he led the Horizon League with 13 saves (13th in NCAA) and was named Horizon League Pitcher of the Year and WSU Most Valuable Male Athlete.
- In the summer of 2005, pitched for the Edenton Steamers in the Coastal Plain League...recorded the final out of the 2005 Pettitt Cup tournament, to give Edenton its second consecutive league championship...later became the first Steamers' alumnus to appear in the majors.
- Drafted out of Wright State by the New York Mets in the third round of the 2006 MLB draft...signed by Mets scout Erwin Bryant.
- **IN THE COMMUNITY:** Along with his wife, Allie, started HelpCureHD, a charity supporting families and helping to cure Huntington's Disease...Joe's mother, Lee, was diagnosed with Huntington's in February 2012.
- Was nominated for the 55th annual Hutch Award, which recognizes the MLB player who best exemplifies the fighting spirit and competitive desire of Fred Hutchinson, the legendary pitcher and manager who died of cancer at the age of 45.
- Married Allie LaForce on Jan. 17, 2015...Allie works as a reporter and host for TNT's NBA coverage.
- Signed a two-year contract with Houston as a free agent on Dec. 16, 2019...that deal came just over two years after he signed a two-year deal with Houston as a free agent Dec. 13, 2017...his current deal runs through the 2021 season.

PLAYER DEVELOPMENT

2019 REVIEW

OPPONENTS

HISTORY AND RECORDS

SPRING TRAINING

MEDIA INFORMATION

MINUTE MAID PARK

John J. Murphy Award winner as the Mets most-impressive, first-year spring performer.

2019: Posted another strong season after starting the year on the Injured List due to his recovery from offseason left Achilles tendon surgery...finished the season with a 1.80 ERA (5ER/25.0IP), the lowest of his career for a single season...held right-handed hitters to a .196 (11x56) batting average, his lowest mark since 2014 (.136)...recorded his lowest WHIP (0.96) since 2014 (0.80)...passed Darold Knowles, Joe Nathan, Armando Benitez, Bob Howry, Buddy Groom and Paul Quantrill on his way to the 43rd-most appearances by a reliever in MLB history (782)...placed on the 10-day Injured List on March 25 (left achilles tendon surgery)...transferred from the 10-day IL to the 60-day IL on June 27...activated from IL on July 12...posted a 10-game walkless streak from July 14-Aug 10, while recording a 2.08 ERA (2ER/8.2IP) with 6 strikeouts...recorded his first win of 2019 on Sept. 6 vs. SEA after tossing a scoreless 6th inning...it was his first win since Sept 1, 2018 vs. LAA...finished the regular season with a 1.80 ERA (2ER/10IP) over his last 11 appearances...didn't allow a run in 10 of those 11 outings...was scoreless in eight of his 10 postseason appearances, recording a 3.12 ERA with two holds...held lefties 1x9 (.111) in the postseason...in Game 6 of the ALCS, recorded his first-career postseason hold...pitched in all four of Houston's wins in the ALCS...made his first career World Series appearance, pitching in four games in the Fall Classic...tossed 6.0 innings in six minor league rehab games between Triple A Round Rock (4g) and Double A Corpus Christi (2g)...posted a 4.50 ERA (3ER/6.0IP) with nine strikeouts and one walk.

2018: Completed his 12th Major League season and the first of a two-year contract he signed with the Astros prior to 2018...marked the 12th consecutive season that he posted an ERA under 3.90...made 56 appearances on the year, giving him 754 appearances in his career...recorded 11 holds, giving him 206 holds for his career, tied for the fifth-most in the Majors over the last 50 years, trailing only Mike Stanton (266), Arthur Rhodes (255), Joaquin Benoit (212) and Tyler Clippard (207)...had a tough start to the season, posting a 9.64 ERA (10ER/9.1IP) over his first 11 outings from March-April...went on to go 4-0 with a 2.23 ERA (9ER/36.1IP) and 36 strikeouts over his final 45 games from May through the end of the season...made his 11th appearance on an Opening Day roster...was placed on the Disabled list on June 10 with right elbow soreness...made two injury rehab appearances at Double A Corpus Christi, allowing four hits over 2.0 scoreless innings...was activated from the DL on July 3...had three long scoreless appearance streaks during the season: 10 games (Aug. 25-Sept. 17), nine games (July 5-July 24) and nine games (July 29-Aug. 21)...pitched in one game in the postseason, Game 3 of the ALCS vs. BOS...pitched 0.1 of an inning, giving up a solo home run to Steve Pearce.

2017: Went a combined 3-0 with one save and a 3.33 ERA in 59 relief appearances with Toronto and Cleveland (54.0IP, 46H, 20ER, 10BB, 71SO)...his 11.83 strikeouts per 9.0 innings ratio and 7.10 strikeout to walk ratio were both career-bests...acquired by Cleveland at the trade deadline...recorded scoreless outings in 18 of his 21 appearances with Cleveland (9 holds)...was on the 10-day Disabled List from June 19-July 21, with right shoulder inflammation...rehabbed in Triple A Buffalo from July 14-19...including his last four appearances with Toronto in July, posted a second-half ERA of 3.22 in 25 appearances (22.1IP, 18H, 8ER, 2BB, 24SO, .214 avg)...recorded his only save of the season on Sept. 1 at DET, inducing a bases-loaded, line-out to end the game in relief of RHP Cody Allen...overall on the year, batters hit .236 (21x89) off him with runners on and .191 (9x47) with runners in scoring position...did not walk a batter over his 21 outings with Cleveland, and allowed just one home run over his last 25 appearances...made four appearances for the Indians in the ALDS against the Yankees...was scoreless in all four outings (2.1IP)...walked just one batter and did not yield a hit.

2016: Went 2-5 with six saves and a 3.46 ERA (20ER/52IP) in 54 games between the Angels and Cubs...was acquired by the Cubs on Aug. 1 for RHP Jesus Castillo...went 1-1 with a 2.51 ERA (4ER/14.1IP) in 16 games with the Cubs, including six-straight scoreless outings (5.2 IP) to end the campaign...placed on the Disabled List on Aug. 17, with a left hamstring strain...was activated on Sept. 1...made two rehab outings with Triple A Iowa, tossing a pair of scoreless innings...had a 0.84 ERA (1ER/10.2IP) in 10 appearances after returning from the Disabled List...held lefties to a .220 average (18x82), while righties batted .266 (29x109)...had a 1.64 ERA (4ER/22IP) in 24 games after the All-Star Break, compared to a 4.80 ERA (16ER/30IP) prior to the Break...began the season with the Angels, posting six saves and a 3.82 ERA (16ER/37.2IP) in 38 relief appearances...pitched to a 2.87 ERA (5ER/15.2IP) in his last 17 outings with the club...was placed on the Disabled List from June 5-July 1, with a left hamstring strain...made a rehab stint with Class A Advanced Inland Empire before being activated...was a member of the Cubs World Series Championship team, but did not make a postseason appearance.

2015: Pitched in 70 games for Angels, going 5-5 with five saves and a 3.58 ERA (26ER/65.1IP)...led the AL with 32 holds (ranked third in Majors)...became one of two big league pitchers (also RHP Tyler Clippard) to pitch at least 70 games in each of the previous five seasons...became the second pitcher in Angels history with multiple seasons of at least 70 appearances (RHP Scot Shields, 2005-07)...opened the season with seven consecutive scoreless appearances (7IP), marking the third longest season-opening streak of his career...prior to All-Star break, allowed one earned run in 14.1 innings pitched on the road (0.63 ERA)...did not allow a run in 18 of last 21 road appearances...missed 11 games from Sept. 18-29 after suffering foot injury on Sept. 17 at MIN (was not placed on Disabled List)...assumed closing duties upon his return after Huston Street suffered a groin injury on Sept. 26...recorded saves in each of Angels final two victories of season (Oct. 2-3).

2014: Completed his first season with Angels with a 7-2 record, 15 saves and a 1.81 ERA (15ER/74.2IP) in 76 relief appearances...set or matched career-highs in wins, saves, games, innings pitched and strikeouts while posting

his lowest career single-season ERA...his 67 scoreless appearances led AL and set an Angels single-season record (previously 63 by RHP Francisco Rodriguez in 2008)...established Angels record with 10 consecutive hitless games with at least one inning pitched (June 28-July 13)...led all Angels relievers in victories, games and innings pitched...had a streak of 23 consecutive scoreless appearances from June 24-Aug. 9 (fourth longest streak in Angels history)...during July, went 2-0 with eight saves and a 0.00 ERA (17IP)...retired 49 of 54 batters faced (four hits and one walk)...finished July with a 0.294 WHIP, the lowest single-month WHIP in the Majors in a 100-year span (min. 15IP)...had a streak of retiring 31 consecutive right-handed batters faced from June 26-July 29...marked the longest streak by Angels pitcher in the last 40 years...earned saves in both games of a July 1 doubleheader at CWS...became the first Angels pitcher with saves in both games of a doubleheader since RHP Troy Percival on Sept. 6, 2003 vs. KC...made two appearances for the Angels during 2014 ALDS vs. KC, retiring all six batters faced with two strikeouts...pitched 1.0 perfect inning in both Game 1 and Game 2 at Angel Stadium.

2013: Led Indians relievers with 25 holds, and ranked tied for seventh among American League relief pitchers...also ranked 13th in the AL in relief ERA (2.29), tied for 15th in games pitched (70) and tied for fourth with six relief wins...opened the year with 10 straight scoreless outings from April 2-May 1...recorded his first career Major League save on April 3 at TOR in his 371st career big league game...was the active leader in games pitched without a save at time...registered 13 consecutive scoreless appearances from July 27-Aug. 25 over 13.0 innings pitched...both were club season highs among Cleveland relievers...had a 0.75 ERA (2ER/24IP) from July 27 through the end of season...did not get charged with a run in 57 of 70 appearances, marking his third straight 70-appearance season and the fourth of his career...finished the season with three saves and allowed just one successful stolen base against him...pitched 0.2 of an inning for the Indians in 2013 American League Wild Card Game vs. TB and allowed one hit and no runs while striking out one...allowed an inherited runner to score (unearned run charged to Cody Allen, as runner advanced on error earlier in inning).

2012: Finished second on the Indians with 21 holds, and tied for 11th among American League relievers...his inherited runners scored percentage (21%, 10 of 47) ranked ninth-best in AL...also ranked tied for second in the AL with a club-high seven relief wins...did not allow a run in 56 of his 72 appearances, 10th most in American League...topped the 70-appearance mark for the third time in career and second consecutive season...did not allow a run over his last eight appearances of the season (7.1 IP, 3 H, 0 R)...yielded only a .213 (16x75) opponent batting average with runners in scoring position and a .184 (7x38) mark with RISP and two outs.

2011: Served as the Indians set-up man and finished fourth among American League relievers in ERA (2.01) and tied for second in appearances (71)...began the year on 15-day Disabled List with an abdominal strain suffered during Spring Training...made four rehab appearances at Double A Akron before being activated on April 15...spent the remainder of the season on the Indians active roster...60 of his 71 appearances were scoreless...did not allow an earned run over 27 straight appearances from May 12-July 15 (25.2IP), marking the third most games in club history without allowing an earned run within a single season...recorded 19 consecutive scoreless appearances over 19.0 IP (12 H, 0 R) from June 2-July 15, both season highs among Indians pitchers in terms of scoreless innings and games...tossed a career-high 2.2 innings pitched Aug. 21 at DET...over his last 62 appearances (May 12-end of season), had an ERA of 1.83 (12ER/59IP)...average vs. lefties went from .342 (13x38) in 2010 to .152 (12x79) in 2011...OPS went from .979 (.479 OBP/.500 SLG) to .460 (.244 OBP/.265 SLG).

2010: Spent the majority of the season with the Indians (made 20 appearances at Triple A)...went 0-1 with a 7.71 ERA (6ER/7IP) in his first nine outings before being optioned to Columbus April 30...had scoreless outings in 37 of last 41 appearances...from July 31 through the end of season, had a 1.74 ERA (4ER/20.2IP)...was scoreless over his last 11 outings in Sept./Oct. to lower his season ERA from 5.04 to 3.83...ranked fourth in the AL in inherited runners scored % (19%, 7-of-36)...right-handed hitters batted .160 (17x106) off him with a .538 OPS.

2009: In his first season with the Indians, made 37 appearances between two stints on the Disabled List...was limited to eight appearances in Spring Training after being sidelined early in camp with a viral infection that required hospitalization...came back in early March and was sidelined with a sore finger on his pitching hand...opened the season on the big league roster and was 0-1 with a 7.11 ERA (5ER/6.1IP) in eight relief appearances in April before right shoulder soreness forced him onto the 15-day Disabled List on April 29 (right rotator cuff strain)...was on the Disabled List from April 29-June 8...upon his activation through his second Disabled List stint in September, went 0-0 with a 2.60 ERA (8ER/27.2IP) in 29 games...from June 20-Aug. 16, allowed a run in just one of 20 outings (0.96 ERA, 2ER/18.2IP)...from July 17-Aug. 16, recorded 12 straight scoreless appearances (10.2 IP, 8 H, 0 R)...was placed on the 15-day Disabled List a second time with a left knee sprain on Sept. 1 and missed the remainder of the regular season after making his last outing on Aug. 29 at BAL...underwent a left knee arthroscopy on Sept. 30 at the Cleveland Clinic to remove loose bodies from the joint.

2008: Spent the entire season in the Mets bullpen, going 6-3 with a 3.55 ERA (25 ER/63.1IP) in 82 games, limiting hitters to a .220 (51x232) opponent batting average...right-handed hitters batted just .192 (35x182) off him as he sported a .206 (14x68) opponent batting average overall with RISP...finished tied for third in the NL with 82 games pitched (tied for third-most in club history) and his inherited runners scored percentage of 17% (11-of-63) was the second best mark in the NL (6th-best in the Majors)...went a club relief record of 4-0 in September with a 1.80 ERA (2ER/10IP) in 14 appearances...his four victories in September were the most by any Mets relief pitcher in the month in one season...did not permit an earned run over 18 outings (12.2 innings) from Aug. 12-

Sept. 17...struck out seven consecutive batters spanning five appearances from May 5-14.

2007: Made his Major League debut with the Mets on Opening Day (April 1 at STL) after being drafted the previous June...ranked fifth among NL rookies with 54 appearances...had 45 strikeouts in 44.1 innings of work (9.14 strikeouts per 9.0 innings)...did not allow an earned run in 45 of his 54 outings...hurled 15.1 scoreless innings in his first 17 Major League outings to break RHP Dennis Musgraves' club record (9 shutout frames in 1965) for a rookie reliever to start his career...was optioned to Triple A New Orleans on July 26...recalled for a second time on Sept. 16...earned his first Major League victory April 24 vs. COL...pitched in 14 games in April...before Smith, no Mets rookie had pitched at least 10 games in April...named the John J. Murphy Award winner for the Mets most impressive spring by a first-year invitee.

MINOR LEAGUES:

2006: Began his professional career in 2006 with Class A Short Season Brooklyn of the New York-Penn League...did not allow a run over his last 16 outings with the Cyclones (19 IP)...promoted to Double A Binghamton of the Eastern League on Aug. 1...named one of the top 20 prospects in the NYPL by *Baseball America*.

PERSONAL:

Joe and his wife, Allie, reside in Newport Beach, Calif.

JOSEPH MICHAEL SMITH

Year	Team	W	L	ERA	G	GS	CG	SHO	SV	IP	H	R	ER	HR	HB	BB	SO	WP	BK	AVG
2006	Brooklyn (A)	0	1	0.45	17	0	0	0	9	20.0	10	3	1	0	4	3	28	2	0	.141
	Binghamton (AA)	0	2	5.68	10	0	0	0	0	12.2	12	8	8	1	1	11	12	1	0	.267
2007	New Orleans (AAA)	0	0	2.00	8	0	0	0	2	9.0	7	3	2	0	0	4	5	0	0	.233
	NEW YORK (NL)	3	2	3.45	54	0	0	0	0	44.1	48	18	17	3	7	21	45	2	0	.274
2008	NEW YORK (NL)	6	3	3.55	82	0	0	0	0	63.1	51	28	25	4	4	31	52	1	0	.220
2009	CLEVELAND	0	0	3.44	37	0	0	0	0	34.0	30	16	13	4	0	13	30	2	0	.236
	Columbus (AAA)#	0	0	0.00	5	0	0	0	0	5.0	4	0	0	0	0	1	6	0	0	.211
2010	CLEVELAND	2	2	3.83	53	0	0	0	0	40.0	30	18	17	4	1	24	32	0	1	.208
	Columbus (AAA)	2	1	1.96	20	0	0	0	2	23.0	17	8	5	0	0	10	19	2	0	.207
2011	Akron (AA)#	0	0	2.45	4	0	0	0	0	3.2	1	1	1	0	0	2	7	0	0	.083
	CLEVELAND	0	0	2.01	71	0	0	0	0	67.0	52	16	15	1	2	21	45	2	0	.217
2012	CLEVELAND	7	4	2.96	72	0	0	0	0	67.0	53	27	22	4	2	25	53	1	1	.213
2013	CLEVELAND	6	2	2.29	70	0	0	0	3	63.0	54	17	16	5	3	23	54	3	0	.235
2014	LOS ANGELES (AL)	7	2	1.81	76	0	0	0	15	74.2	45	16	15	4	6	15	68	4	0	.172
2015	LOS ANGELES (AL)	5	5	3.58	70	0	0	0	5	65.1	64	26	26	4	2	19	57	1	0	.259
2016	LOS ANGELES (AL)	1	4	3.82	38	0	0	0	6	37.2	36	16	16	4	5	13	25	0	1	.257
	Inland Empire (A)#	0	0	0.00	2	1	0	0	0	2.0	0	0	0	0	0	0	2	0	0	.000
	CHICAGO (NL)	1	1	2.51	16	0	0	0	0	14.1	11	4	4	4	1	5	15	0	0	.216
	Iowa (AAA)#	0	0	0.00	2	0	0	0	0	2.0	1	0	0	0	0	0	2	0	0	.167
2017	TORONTO	3	0	3.28	38	0	0	0	0	35.2	30	13	13	3	1	10	51	0	0	.229
	Buffalo (AAA)#	0	0	3.86	3	0	0	0	0	2.1	3	1	1	0	0	0	3	0	0	.333
	CLEVELAND	0	0	3.44	21	0	0	0	1	18.1	16	7	7	1	0	0	20	0	0	.229
2018	HOUSTON	5	1	3.74	56	0	0	0	0	45.2	34	20	19	7	2	12	46	1	0	.207
	Corpus Christi (AA)#	0	0	0.00	2	0	0	0	0	2.0	4	0	0	0	0	0	1	0	0	.400
2019	Corpus Christi (AA)#	0	0	13.50	2	0	0	0	0	2.0	4	3	3	2	0	0	4	0	0	.400
	Round Rock (AAA)#	0	0	0.00	4	0	0	0	0	4.0	1	0	0	0	0	1	5	0	0	.077
	HOUSTON	1	0	1.80	28	0	0	0	0	25.0	19	6	5	2	0	5	22	0	0	.209
MINOR LEAGUE TOTALS		2	4	2.16	79	1	0	0	13	87.2	64	27	21	3	5	31	94	5	0	.204
MAJOR LEAGUE TOTALS		49	29	3.02	754	0	0	0	30	670.1	554	242	225	52	36	232	593	17	3	.225

#Rehab assignment

WILD CARD GAME RECORD

Year	Team/Opp.	W	L	ERA	G	GS	CG	SHO	SV	IP	H	R	ER	HR	HB	BB	SO	WP	BK	AVG
2013	CLE/TB	0	0	0.00	1	0	0	0	0	0.2	1	0	0	0	0	0	1	0	0	.250

DIVISION SERIES RECORD

Year	Team/Opp.	W	L	ERA	G	GS	CG	SHO	SV	IP	H	R	ER	HR	HB	BB	SO	WP	BK	AVG
2014	LAA/KC	0	0	0.00	2	0	0	0	0	2.0	0	0	0	0	0	0	2	0	0	.000
2017	CLE/NYY	0	0	0.00	4	0	0	0	0	2.1	0	0	0	0	0	1	3	0	0	.000
2019	HOU/TB	0	0	0.00	2	0	0	0	0	1.2	0	0	0	0	0	0	0	0	0	.000
TOTALS		0	0	0.00	8	0	0	0	0	6.0	0	0	0	0	0	1	5	0	0	.000

CHAMPIONSHIP SERIES RECORD

Year	Team/Opp.	W	L	ERA	G	GS	CG	SHO	SV	IP	H	R	ER	HR	HB	BB	SO	WP	BK	AVG
2018	HOU/BOS	0	1	27.00	1	0	0	0	0	0.1	1	1	1	1	0	0	0	0	0	.500
2019	HOU/NYY	0	0	2.45	4	0	0	0	0	3.2	2	1	1	1	0	1	3	0	0	.154
TOTALS		0	1	4.50	5	0	0	0	0	4.0	3	2	2	2	0	1	3	0	0	.200

WORLD SERIES RECORD

Year	Team/Opp.	W	L	ERA	G	GS	CG	SHO	SV	IP	H	R	ER	HR	HB	BB	SO	WP	BK	AVG
2019	HOU/WSH	0	0	5.40	4	0	0	0	0	3.1	4	2	2	0	0	1	4	0	0	.286



SMITH CAREER TRANSACTIONS

- Selected by New York (NL) in the third round of the June 2006 Draft.
- Acquired by Cleveland from New York (NL) as part of a three-team trade with Seattle on Dec. 11, 2008... the Seattle Mariners sent RHP Sean Green, RHP J.J. Putz and OF Jeremy Reed to the New York Mets...the Mariners sent IF Luis Valbuena to the Indians...the Mets sent IF/OF Mike Carp, OF Ezequiel Carrera, OF Endy Chavez, RHP Maikel Cleto, RHP Aaron Heilman and LHP Jason Vargas to the Mariners...the Indians then sent OF Franklin Gutierrez to the Mariners to complete the deal.
- On Disabled List, April 29-June 9, 2009 (strained right rotator cuff).
- On Disabled List, Sept. 1-Oct. 14, 2009 (sprained left knee).
- On Disabled List, March 22-April 15, 2011 (abdominal strain).
- Signed by Los Angeles (AL) as a free agent on Nov. 27, 2013.
- On Disabled List, June 5-July 1, 2016 (left hamstring strain).
- Acquired by Chicago (NL) from Los Angeles (AL) in exchange for RHP Jesus Castillo on Aug. 1, 2016.
- On Disabled List, Aug. 17-Sept. 1, 2016 (strained left hamstring).
- Signed by Toronto as a free agent on Feb. 9, 2017.
- On Disabled List, June 16-July 22, 2017 (right shoulder inflammation).
- Acquired by Cleveland from Toronto in exchange for LHP Thomas Pannone and IF Samad Taylor on July 31, 2017.
- Signed with Houston as a free agent on Dec. 13, 2017.
- On Disabled List, June 7-July 3, 2018 (right elbow soreness).
- On Disabled List, March 28-July 12, 2019 (left Achilles tendon surgery).
- Signed with Houston as a free agent on Dec. 16, 2019.

SMITH GAME HIGHS

Longest Winning Streak:	5 (3x) -- last, May 25, 2018-current
Longest Losing Streak:	3 -- July 25-Sept. 5, 2015
Strikeouts:	4 -- Sept. 30, 2007 vs. Florida
Walks:	3 (3x) -- last, May 5, 2012 vs. Texas
Innings (starter):	none
Innings (relief):	2.2 -- Aug. 21, 2011 at Detroit
Low-Hit Game (CG):	none



CY SNEED

Born: 10/1/92 in Elko, NV

Opening Day Age: 27

Contract Status: Signed through 2020

Acquired: From Milwaukee in exchange for IF Jonathan Villar on Nov. 19, 2015.

Resides: Kenai, AK

ML Service: 0.067

67

RHP

B/T	HEIGHT	WEIGHT
R/R	6'4	213

CAREER HIGHLIGHTS

- Right-hander made his Major League debut with Houston in 2019, going 0-1 with a 5.48 ERA (13ER/21.1IP), five walks and 23 strikeouts in eight relief appearances.
- Is entering his seventh professional season and his fifth with Houston...has gone 39-36 with a 4.16 ERA (286ER/618.2IP) and 545 strikeouts in 133 games (98 starts) in his minor league career.
- Was named a 2019 Triple A Pacific Coast League Midseason All-Star as a member of the Round Rock Express...in 2015, received Class A Midwest League Midseason All-Star honors while with Wisconsin.

2019: 26-year-old made his Major League debut ultimately making six stints with the Astros...posted a 2.35 ERA (2ER/7.2IP) with 10 strikeouts in four appearances on the road...started the season with Triple A Round Rock...recalled to Houston on June 27...optioned to Round Rock on July 12...recalled to Houston on July 23...optioned to Round Rock on Aug. 2...recalled to Houston on Aug. 14...optioned to Round Rock on Aug. 17...recalled to Houston on Aug. 18...optioned to Round Rock on Aug. 19...recalled to Houston on Aug. 21...optioned to Round Rock on Aug. 25...recalled to Houston on Aug. 28...made his Major League debut on June 27 vs. PIT, throwing 6.0 innings in relief, the longest relief outing by an Astros pitcher in 2019...was the longest since Framber Valdez (6.0 IP on Sept. 23, 2018 vs. LAA)...tied the most relief innings in a Major League debut in franchise history with RHP Don Wilson, who went 6.0 innings in his MLB debut on Sept. 29, 1966 at CIN...became the first MLB player with 6.0+ relief innings in an MLB debut since Kris Johnson of the Pirates on Aug. 18, 2013 vs. ARI (6IP)...threw 5.0 innings in relief in his next outing on July 11 at TEX, allowing one earned run, while striking out a career-high seven batters...became the first pitcher in franchise history to toss at least 5.0 relief innings in each of his first two MLB appearances...became the 18th pitcher in MLB history to accomplish this, and the first since RHP Xavier Hernandez in 1989...went 7-6 in 19 games (nine starts) with Triple A Round Rock, posting a 4.19 ERA (38ER/81.2IP) with 71 strikeouts...was a PCL Midseason All-Star...threw 8.0 scoreless innings with a season-high 10 strikeouts on April 18 at Nashville...took home PCL Pitcher of the Week honors on May 26, after tossing 8.0 scoreless innings and allowing just one hit vs. San Antonio on May 22.

MINOR LEAGUES:

2018: Had a solid season at Triple A Fresno, posting a 10-6 record and a 3.83 ERA (54ER/127IP) in 26 games (20 starts) for the Grizzlies...led the club in wins and innings pitched, while allowing only six home runs on the season...named the Pacific Coast League Pitcher of the Week for the week of June 24 after tossing a complete game, shutout, two-hitter on June 21 vs. Albuquerque...fanned 11, allowing two walks in the outing...worked out of the bullpen in four of his final five outings in the regular season...made two postseason starts for the

NOTES

- Graduated from Twin Falls High School in Twin Falls, Idaho in 2011...was named the 2011 Idaho Gatorade Player of the Year and was an ABCA Third Team All-American.
- Was drafted by the Rangers in the 35th round of the 2011 draft but opted to attend Dallas Baptist University.
- Went 20-12 during his career at Dallas Baptist...posted an 8-3 record with a 3.55 ERA (41ER/104IP) in 16 starts during his junior season in 2014...was an MVC All-Tournament Team selection in 2014 after pitching 9.0 scoreless innings in Dallas Baptist's tournament opener vs. Missouri State.
- Was drafted by the Brewers in the third round of the June 2014 draft...signed by Milwaukee scout KJ Hendricks.
- His brother, Zeb, was drafted by the Royals in the 11th round of the 2012 draft and spent three seasons in the club's minor league system...his father, Robert, was drafted in the 42nd round of the 1986 draft by the Mets.
- Is an avid outdoorsman and hunter, and lives in Alaska with his wife, Hannah, during the offseason.
- Is signed to a one-year contract through the 2020 season...was added to the 40-man roster on June 27, 2019.

Grizzlies...**2017:** Began his season as an NRI at Astros Spring Training, making three appearances before being reassigned to minor league camp...began the season at Double A Corpus Christi and made 22 appearances (14 starts) for the Hooks...promoted to Fresno on Aug. 14 and finished his season with the Grizzlies...**2016:** Spent the entire season at Double A Corpus Christi, going 6-5 with a 4.04 ERA (53ER/118IP) and 112 strikeouts in 25 games (21 starts)...posted a career-high 8.54 strikeouts-per-9.0 innings ratio...notched a 0.64 ERA (1ER/14IP) in four relief outings, striking out 21 and walking five...struck out 10 batters over 4.0 scoreless innings of relief on June 23 at Frisco...tied his single-game career high for strikeouts...**2015:** Split the year between Class A Advanced Brevard County (11g) and Class A Wisconsin (15g)...combined to go 6-11 with a 2.58 ERA (40ER/139.1IP) and 122 strikeouts with just 28 walks...was a Midwest League Midseason All-Star...went a career-high 8.0 innings on May 22 at Kane County, allowing no runs in the game...struck out a career-high 10 batters in 7.0 innings on Sept. 4 at Daytona...**2014:** Began his pro career at Rookie Level Helena...struck out 31 in 38.0 innings and 11 games.

PERSONAL:

Cy resides in Kenai, Alaska, with his wife, Hannah.

CY R. SNEED

Year	Team	W	L	ERA	G	GS	CG	SHO	SV	IP	H	R	ER	HR	HB	BB	SO	WP	BK	AVG
2014	Helena (R)	0	2	5.92	11	6	0	0	1	38.0	50	31	25	4	3	14	31	3	1	.311
2015	Wisconsin (A)	3	7	2.68	15	13	0	0	1	77.1	70	33	23	2	2	17	67	3	1	.239
	Brevard County (A)	3	4	2.47	11	11	1	0	0	62.0	59	23	17	2	2	11	55	4	0	.253
2016	Corpus Christi (AA)	6	5	4.04	25	21	0	0	1	118.0	119	55	53	12	2	33	112	10	0	.259
2017	Corpus Christi (AA)	9	5	5.01	22	14	0	0	1	97.0	117	61	54	12	5	33	81	6	0	.297
	Fresno (AAA)	1	1	11.21	4	4	0	0	0	17.2	25	22	22	4	1	7	14	2	0	.329
2018	Fresno (AAA)	10	6	3.83	26	20	1	1	0	127.0	120	56	54	6	3	53	114	6	0	.253
2019	Round Rock (AAA)	7	6	4.19	19	9	0	0	1	81.2	71	40	38	13	3	24	71	2	0	.264
	HOUSTON	0	1	5.48	8	0	0	0	0	21.1	26	13	13	5	0	5	23	0	0	.299
MINOR LEAGUE TOTALS		39	36	4.16	133	98	2	1	5	618.2	631	321	286	55	21	192	545	0	0	.299
MAJOR LEAGUE TOTALS		0	1	5.48	8	0	0	0	0	21.1	26	13	13	5	0	5	23	0	0	.299

SNEED CAREER TRANSACTIONS

- Selected by Milwaukee in the third round of the June 2014 draft.
- Acquired by Houston from Milwaukee in exchange for IF Jonathan Villar on Nov. 19, 2015.

SNEED GAME HIGHS

Longest Winning Streak:none
Longest Losing Streak:1 -- Aug. 16, 2019-current
Strikeouts:7 -- July 11, 2019 at Texas
Walks:1 (5x) -- last, Sept. 10, 2019 vs. Oakland
Innings (starter):none
Innings (relief):6.0 -- June 27, 2019 vs. Pittsburgh
Low-Hit Game (CG):none



GEORGE SPRINGER

Born: 9/19/89 in New Britain, CT

Opening Day Age: 30

Contract Status: Signed through 2020

Acquired: Selected in the first round (11th overall) of the June 2011 draft.

Resides: Sugar Land, TX

ML Service: 5.166

4		
OF		
B/T	HEIGHT	WEIGHT
R/R	6'3"	221

CAREER HIGHLIGHTS

- The three-time All-Star (2017-19), two-time Silver Slugger Award winner (2017, 2019) and 2017 World Series MVP is one of the most dynamic players in the Major Leagues...has hit .270 (782x2898) with 131 doubles, 11 triples, 160 homers, 426 RBI, 47 stolen bases and an .849 OPS (.361 OBP/.488 SLG) in 744 games across six Major League seasons with Houston (2014-19).
- Started batting leadoff regularly for the Astros in 2015, and ranks second in franchise history with 36 career leadoff homers, trailing Craig Biggio (53) for the club record...ranks fifth in AL history in career leadoff homers...set single-season franchise records for leadoff homers in 2017 (9) and 2019 (12), falling one homer shy of the MLB record of 13 during his 2019 season.
- Has shined the brightest in the postseason, as he has hit .271 (55x203) with 15 home runs and 28 RBI in 50 games across four Astros postseason runs (2015, 2017-19)...is the club's all-time leader in postseason homers (15), doubles (14) and extra-base hits (29)...also ranks tied for ninth all-time among AL players in postseason homers, and owns the most postseason homers in MLB history by a leadoff hitter...joined Carlos Beltrán (2004) and Daniel Murphy (6 games in 2015) as the only MLB players to homer in five consecutive postseason games.
- In his World Series career, has hit .339 (19x56) with seven doubles, seven homers, 11 RBI and a 1.295 OPS (.456 OBP/.839 SLG)...is MLB's all-time leader in career slugging percentage in the World Series, and ranks among the top-10 MLB players all-time in World Series homers (T-10th), OBP (9th), extra-base hits (T-7th) and OPS (2nd)...is the only player in MLB history to homer in five consecutive World Series games...owns the most-ever World Series homers by a leadoff hitter.
- Has also performed well in his three All-Star appearances, starting for the AL in 2017 and 2019, and making the team via the player vote in 2018...became the second Astros outfielder to be named to three consecutive All-Star Teams, joining Cesar Cedeno (1972-74)...hit back-to-back home runs with Alex Bregman in the 2018 All-Star Game, becoming the first pair of teammates to hit back-to-back home runs in an All-Star Game since Dodgers IF Steve Garvey and OF Jimmy Wynn did so in the 1975 All-Star Game (ESPN Stats & Info).
- Connected for leadoff homers on two consecutive Opening Days (2017-18)...per the Elias Sports Bureau, became the first player in MLB history to hit a leadoff homer on consecutive Opening Day games...also became the first player to hit a leadoff homer on the season opener of a defending World Series champion...

NOTES

- Graduated from Avon Old Farms High School in New Britain, Conn., where he also played soccer...drafted by Minnesota in the 48th round following his senior season, but did not sign and went on to attend the University of Connecticut.
- Played three seasons at UConn before being drafted by Houston with the 11th overall selection in the 2011 MLB Draft...became the highest-drafted player in school history...signed by Astros scout John Kosciak.
- In 2009, became the first player in UConn school history to be named the Big East Rookie of the Year...in 2011, was named a First Team All-American by Perfect Game USA, Louisville Slugger and the NCBWA, and was a semifinalist for both the Dick Howser Trophy and Golden Spikes Award.
- Both of his parents also attended UConn...his father, George II, played in the 1976 Little League World Series...his mother, Laura, is a former gymnast...George took gymnastics lessons starting at 18 months old until he was 12.
- His wife, Charlise, played softball at the University of Albany, and for Puerto Rico's national team...his sister, Lena, also a softball player, played three years at Ohio State.
- IN THE COMMUNITY:** Has been the Stuttering Association for the Young (SAY) spokesperson since 2014...has hosted the annual "All-Star Bowling Event" since 2015...at the event, which benefits SAY, Springer, Astros coaches, Astros players and other professional athletes help to raise money for children and their families to attend Camp SAY, a summer camp for young people who stutter.
- Added to the Astros 40-man roster on April 16, 2014...is signed to a one-year contract for the 2020 season.

became the second player in franchise history with multiple career Opening Day homers (also Terry Puhl, 1978, 1980).

- Ranks seventh in Astros history in career home runs (160).
- Went 6x6 with a double, a three-run homer, four singles and four runs scored on May 7, 2018 at OAK, setting a franchise record for hits in a 9.0-inning game...joined Joe Morgan as the only players in club history to record six hits in a game, as Morgan did so in a 12.0-inning contest on July 8, 1965 at MIL.
- Named the Willie Mays 2017 World Series MVP after hitting .379 (11x29) with three doubles, five homers, seven RBI and eight runs scored in the World Series vs. the Dodgers...became the eighth outfielder to win the World Series MVP award, joining Frank Robinson (1966), Roberto Clemente (1971), Reggie Jackson (1973 and 1977), Pedro Guerrero (1981), Manny Ramirez (2004), Jermaine Dye (2005) and Ben Zobrist (2016)...set Major League records for extra-base hits (8) and total bases (29) in a single World Series, and home runs by a leadoff hitter (5) in a single World Series...became the first player in MLB history to homer in four consecutive games of a single World Series...tied Reggie Jackson (1977) and Chase Utley (2009) for the MLB record for homers in a single World Series (5).
- In 2016, became the seventh player in club history to play all 162 games of a season, joining Carlos Lee (2007), Craig Biggio (1996-97, 1992), Jeff Bagwell (1999, 1996-97, 1992), Steve Finley (1992), Bill Doran (1987) and Enos Cabell (1978).
- In his 2014 rookie season, hit 20 home runs with 51 RBI in just 78 games, finishing one home run shy of tying the then-franchise record for home runs by a rookie (Lance Berkman, 21 in 2000)...was the 2014 American League Rookie of the Month for May...became the second rookie in MLB history to hit seven home runs over a seven-game span (May 21-29, 2014), joining Rudy York (Aug. 22-27, 1937) (Elias Sports Bureau).
- In 2013, was named Minor League Baseball's Offensive Player of the Year, the Texas League Player of the Year, the Astros Minor League Player of the Year, a Texas League Midseason and Postseason All-Star, a *Baseball America* All-Prospect Team selection and the MVP of the Texas League All-Star Game...also appeared at the 2013 SiriusXM All-Star Futures Game...combined to hit 37 homers while stealing 45 bases between Triple A Oklahoma City and Double A Corpus Christi, becoming the first Astros minor leaguer to hit 30+ homers while recording 30+ stolen bases...became the first minor leaguer to reach the 30-30 plateau since Oakland's Grant Desme in 2009...fell just three home runs shy of reaching the 40-40 mark, which had not been accomplished in minor league baseball since 1956.
- In his first full professional season in 2012 (second overall), earned Midseason and Postseason California League All-Star honors while playing for Class A Advanced Lancaster...played for Mesa in the Arizona Fall League following the season and was named an AFL Rising Star.

2019: Put together the finest regular season of his career in what was his sixth-career MLB season...was named to the AL All-Star team for the third time in his career, and made his second All-Star Game start...led the Majors with 12 leadoff home runs, falling one shy of the MLB record of 13 set by Alfonso Soriano in 2003...joined Soriano (also 12 in 2007) and Brady Anderson (12 in 1996) as the only players in MLB history with at least 12 leadoff homers in a season...moved into the top 10 players all-time in leadoff home runs, moving into a tie for ninth all-time with Charlie Blackmon (36HR)...among AL players all-time (36), moved into fifth in leadoff homers, just one shy of Ichiro Suzuki for fourth place...tied the Major League record for total homers hit by a leadoff hitter over a single season (39), tying Alfonso Soriano's record set in 2006...posted the sixth-most RBI by a leadoff hitter in a single season in MLB history (96), behind only Charlie Blackmon in 2017 (103), Darin Erstad in 2000 (100), Alfonso Soriano (99 in 2002), Nomar Garciaparra in 1997 (98) and Jacoby Ellsbury (97 in 2011)...ranked eighth in the Majors in OPS (.974) and eighth in slugging percentage (.591)...among AL players, ranked fourth in OPS, fourth in slugging, fifth in homers and seventh in on-base percentage (.383)...set career highs in homers, RBI, batting average, OBP, SLG and OPS...ranked fourth among AL center fielders in defensive runs saved (6)...moved into seventh place in Astros history in career homers (160)...surpassed Doug Rader (128), Carlos Lee (133), Richard Hidalgo (134), Jose Cruz (138) and Bob Watson (139) on the list this season...ranked third in the AL in OPS with runners in scoring position (1.116, .423 OBP/.693 SLG)...made his fifth consecutive Opening Day roster...left the game on May 19 at BOS with lower back stiffness...left the game in the 8th inning on May 24 vs. BOS...was placed on the 10-day Injured List with a strained left hamstring on May 25...activated from the IL on June 24...missed three games from Sept. 5-7 after crashing into the center field wall on Sept. 3 at MIL...made his fifth-consecutive Opening Day start on March 28 at TB and hit a three-run homer off Blake Snell in the Astros 5-1 win...was his third-consecutive Opening Day with a home run...joined Jeff Bagwell (1994-96) as the only players in club history to homer in three-consecutive Opening Day games...ranks tied for second in Opening Day homers all-time with Richard Hidalgo, Glenn Davis and Jose Cruz, behind Jeff Bagwell (4HR)...joined Khris Davis as the only Major League players to homer on Opening Day in each of the last three seasons...hit his first leadoff homer of the season on April 1 at TEX off Drew Smyly...was his sixth-career leadoff homer at Globe Life Park, the most by any visiting player in Arlington all-time...reached base safely in each of the Astros first 15 games of the season, becoming the first leadoff hitter in franchise history to reach in each of the club's first 15 games of a season...passed the previous club record of 11 games, which was set by Craig Biggio in 1998...went 5x5 with two home runs, including a leadoff homer, five runs scored and 4 RBI on May 12 vs. TEX...became the first player in club history to record five hits and score five runs in the same game...

tied a franchise record for runs scored in a game (last reached by Springer on May 26, 2014 at KC)...marked his third-career game with at least five hits, tying Cesar Cedeño for the most five-hit games in club history...on May 12, became the third leadoff hitter in MLB history with a five-hit, two-homer, five-run game, joining Matt Carpenter (6/26/18 vs. CLE) and Tim Lincecum (9/16/83 vs. TOR)...was his ninth-career multi-homer game...was named the AL Co-Player of the Week for the week of May 12...marked his second-career weekly award (also May 29-June 4, 2017)...in seven games during the week, led all American League players in batting (.519, 14x27), hits (14), homers (5) and OPS (1.711)...three of his five homers were leadoff shots...during the week, recorded a hit in six straight at-bats, scored a run in six straight plate appearances and reached in seven straight PA's...recorded his first-career inside-the-park home run on May 14 at DET...was his first-career inside-the-park homer, and first by an Astro since Carlos Correa hit one on April 3, 2018 vs. BAL...became the first Astros player to hit an inside-the-park homer on the road since Lance Berkman on June 17, 2002 at MIL...set club records for most homers over the first 43 games of a season (16), and most homers over the first 45 games of a season (17)...became the first leadoff hitter in MLB history with 17 HR over the first 45 games of an individual season...at the time of his placement on the IL on May 25, was leading the AL in homers (17), RBI (43) and total bases (119) while ranking second in runs (41), SLG (.654) and OPS (1.032)...made his second-career All-Star Game start, going 1x2 in right field...hit a walkoff RBI single in the 10th inning on July 7 vs. LAA...posted his 10th-career multi-homer game on July 15 at LAA...hit a game-winning solo homer in the top of the 10th inning on Sept. 2 at MIL...was his 30th HR of the season...was his fourth-career extra-innings homer...reached base in 32 consecutive starts from Aug. 6-Sept. 17, the longest of his career...homered in each of his first three plate appearances on Sept. 22 vs. LAA, his first-career three-homer game...was the 14th regular season three-homer game in Astros history, and the second of the season (also Yordan Alvarez on Aug. 10 at BAL)...became the first leadoff hitter in Astros history with a three-homer game...went 4x4 on the final day of the season, becoming the second player in club history with a four-hit game on the final day of the year, joining Joe Morgan...hit 10 home runs in September, tying the third-most over a single month of September in club history with Evan Gattis (2016), behind Lance Berkman (11 in 2005) and Richard Hidalgo (11 in 2000)...batted .205 (15x73) with four doubles, four homers, eight RBI and three stolen bases across 18 postseason games...had a strong World Series performance, batting .296 (8x27) with six extra-base hits (4 doubles, 2 HR), four RBI and a 1.108 OPS (.441 OBP/.667 SLG)...became the second player in MLB history to record at least six XBH and six walks in a single World Series, joining Barry Bonds in 2002...homered in Game 1 of the World Series, giving him five straight games with a home run in the World Series, a new MLB record streak...went 2x4 with a walk and two steals in Game 3 of the WS...became the first player in Astros history with multiple steals in a World Series game, and the 4th to do so in a postseason game (first since Carlos Beltran, 2004 NLCS Game 6)...hit a two-run homer off Daniel Hudson in Game 5 of the World Series, the seventh World Series homer of his career, putting him into a tie for 10th place on MLB's all-time World Series home runs list with Hank Bauer, Goose Goslin, Gil McDougald and Chase Utley...gave him the most career homers in the World Series by a leadoff hitter in MLB history (7), directly ahead of Bauer (6) and Lenny Dykstra (6)...posted multiple extra-base hits in Game 6 of the WS, his fifth-career multi-XBH game in the WS, tying Babe Ruth, Duke Snider and Lou Gehrig for the most all-time...played in three rehab games with Double A Corpus Christi, going 4x10 (.400) with two HR, five RBI and one stolen base...hit two homers in his first rehab game.

2018: Was named an AL All-Star for the second time in his career in what was his fifth-career MLB season...ranked second in the AL in leadoff home runs (6) behind Francisco Lindor (9)...now has 24 career leadoff homers, which ranks 15th all-time in AL history...ranked tied for seventh in the AL in runs scored with 103...was his third-straight 100-run season...became the fourth player in franchise history with three consecutive 100-run seasons, joining Lance Berkman (2001-04), Craig Biggio (1995-99) and Jeff Bagwell (1996-01)...made his fourth consecutive Opening Day roster...was placed on the 10-day Disabled List with a sprained left thumb on Aug. 17...missed five straight games from Aug. 20-25 with a sore left quad...made his fourth consecutive Opening Day start on March 29 at TEX and hit a leadoff homer off Cole Hamels in the Astros 4-1 win...was his 100th career home run and his second consecutive Opening Day leadoff home run...per the Elias Sports Bureau, became the first player in MLB history to hit a leadoff homer on consecutive Opening Day games...also became the first player to hit a leadoff homer on the season opener of a defending World Series champion...became the second player in franchise history with multiple career Opening Day homers (also Terry Puhl, 1978, 1980)...recorded his eighth-career multi-homer game on April 13 vs. TEX...tied Lee May, Jose Cruz and Cesar Cedeño for the ninth-most multi-HR games in club history...hit his third leadoff homer of the season on April 16 at SEA, his fourth-career leadoff homer at Safeco Field, the most all-time at the venue by a visiting player...was his sixth-career leadoff homer vs. Seattle, the second-most all-time against the club behind Rickey Henderson (7)...played in his 500th career game on April 17 at SEA...his 103 career homers marked the second-most in franchise history through a player's first 500 games, behind Lance Berkman (107)...went 6x6 with a double, three-run homer, four singles and four runs scored on May 7 at OAK, setting a franchise record for hits in a 9.0-inning game...joined Joe Morgan as the only players in club history to record six hits in a game, as Morgan did so in a 12.0-inning contest on July 8, 1965 at MIL...was the 65th time in MLB history that a player recorded six hits in a 9.0-inning game...went 9x14 with a home run, five RBI and five runs scored in the Astros series at OAK from May 7-9...became the first Astros player with at least nine hits and five runs in a single three-game series since Ty Wigginton did so in an August 2008 series vs. ARI...hit his eighth-career leadoff homer against the Rangers on June 10, surpassing Rickey Henderson (7) for the most leadoff homers all-time against the

club...combined with Alex Bregman and Jose Altuve for back-to-back-to-back home runs on June 20 vs. TB, the sixth time in franchise history that the Astros combined for three consecutive home runs...was voted to the AL All-Star Team via the player vote...became the first Astros outfielder to be named to two consecutive All-Star Teams since Lance Berkman from 2001-02...hit back-to-back home runs with Alex Bregman in the 2018 All-Star Game...became the first pair of teammates to hit back-to-back home runs in an All-Star Game since Dodgers IF Steve Garvey and OF Jimmy Wynn did so in the 1975 All-Star Game (ESPN Stats & Info)...hit his fifth-career grand slam on July 21 at LAA...was his fifth-career road grand slam, surpassing Jeff Bagwell (4) for the most road grand slams in club history...batted .301 (.50x166) with seven homers, 25 RBI and an .850 OPS (.374 OBP/.476 SLG) in 44 games following the All-Star Break...hit .400 (14x35) with six runs, three doubles, four homers, eight RBI and a 1.276 OPS (.447 OBP/.829 SLG) in eight postseason games...moved up several Astros postseason lists...became the club's all-time leader in postseason homers (11), doubles (10), extra-base hits (15) and hits (40)...moved into a tie for 12th place all-time among AL players in postseason homers...tied Lenny Dykstra (9) for the most postseason homers in MLB history by a leadoff hitter...recorded a hit in all eight postseason games, stretching his postseason hitting streak to 14 games, tied for the eighth-longest in MLB history and the longest in Astros history...went 2x4 with a single, two runs scored and a solo homer in Game 1 of the ALDS vs. CLE...marked his fifth-consecutive postseason game with a homer...became the third player in MLB history to hit a homer in five consecutive playoff games, joining Carlos Beltrán (2004) and Daniel Murphy (6 games in 2015)...went 3x6 with two solo home runs in Game 3 of the ALDS at CLE...became the fourth player in club history with a multi-homer game in the postseason...also Jose Altuve (3 in Game 1 of the 2017 ALDS), Carlos Correa (Game 4 of the 2015 ALDS) and Carlos Beltrán (Game 5 of the 2004 NLDS)...per the Elias Sports Bureau, became the fourth player in MLB history with seven homers in a seven-game span in the postseason, joining Carlos Beltrán (2004), Reggie Jackson (1977-78) and Lou Gehrig (1928-32)...recorded multiple RBI in each game from Game 3 of the ALDS through Game 2 of the ALCS, the longest streak in franchise history and one game shy of the MLB record (Reggie Sanders, 2005)...homered in Game 4 of the ALCS vs. BOS, his 31st career game in the postseason...marked the third-most postseason HR by a player within his first 31 career games in the playoffs all-time behind Carlos Beltrán (14) and Nelson Cruz (13).

2017: Was the best leadoff hitter in the American League, in a year where he made his first career All-Star Team, received a Silver Slugger Award, and was named MVP of the World Series...crested the 30-homer mark for the first time in his career, belting 34 homers, which ranked tied for 10th in the AL and led the Astros...marked the most homers by an Astros player since Chris Carter hit 37 in 2014...hit 30 of his homers as an outfielder, which marked the most by an Astros outfielder since Carlos Lee hit 31 in 2007...hit all 34 of his homers out of the leadoff spot in the lineup, which set a franchise record and tied the seventh-most homers ever recorded by a leadoff hitter in MLB history...the only AL players to hit more homers out of the leadoff spot in a single season were Alfonso Soriano (38 in 2002, 35 in 2003) and Brady Anderson (35 in 1996)...hit nine leadoff homers, the most in the Majors...tied the fourth-most leadoff homers by a player in AL history with Rickey Henderson (1986), behind only Alfonso Soriano (13 in 2003), Brady Anderson (12 in 1996) and Jacque Jones (11 in 2002)...his nine leadoff homers also set a new franchise record, surpassing the previous record of eight, reached by Craig Biggio in 2001 and himself in 2016...his 17 leadoff homers from 2016-17 were the most in the Major Leagues...finished tied for second in the AL in runs (112) with Jose Altuve behind Aaron Judge (128)...became the second player in club history to reach 112 runs in consecutive seasons, joining Jeff Bagwell (1998-2001) and Craig Biggio (1995-99)...ranked ninth in the AL in OPS (.889)...ranked among the top-five AL outfielders in runs (2nd), homers (5th), OBP (5th), slugging percentage (5th) and OPS (5th)...set career highs in homers, RBI (85), batting average (.283), slugging percentage (.522) and OPS...ranked second in the AL in batting average with runners in scoring position and two outs (.392, 20x51)...led the AL in OPS in those situations (1.270)...posted a career-low 17.6% strikeout rate...posted an 11.2% strikeout rate in the second-half of the season, which was the sixth-best mark in the AL...became the third Astros player with 27 homers prior to the All-Star Break, joining Lance Berkman (2002) and Jeff Bagwell (1994, 1999)...became the first player in MLB history with 27 homers from the leadoff spot prior to the All-Star Break...posted a career-high contact rate (78.3%) and a career-low swing rate (44.9%)...made his third consecutive Opening Day roster and start...left the game on April 22 at TB with discomfort in his left hamstring...was not placed on the DL but missed three games...placed on the 10-day DL with left quad discomfort on July 28...activated on Aug. 9...hit a leadoff homer on Opening Day on April 3 vs. SEA off RHP Felix Hernandez...became the second player in franchise history to hit a leadoff homer on Opening Day, joining Terry Puhl, who did so twice (April 10, 1980 vs. LAD and April 6, 1978 at CIN)...hit a walkoff homer in the 13th inning on April 5 vs. SEA...was his fourth-career walkoff hit and second-career walkoff homer...the last Astro to hit a walkoff homer that early in a season was Richard Hidalgo in the second game of the 2001 season...also hit a two-run double on April 5 vs. SEA, driving in all five of Houston's runs...the five RBI tied his career high...became the first player to record at least five RBI, all from the leadoff spot in the lineup, and driving in all of his team's runs since Rafael Furcal on July 9, 2004...hit a leadoff homer off LHP Ariel Miranda on April 6 vs. SEA...per Elias, became the first player in club history to hit a leadoff homer one game after hitting a walkoff homer...the last MLB player to do that was Scott Hairston for the Padres from Aug. 3-4, 2007...became the first player in MLB history to hit a leadoff homer one game after hitting a walkoff homer in the month of April...prior to Springer, the last time an AL player hit two leadoff HR within his club's first four games of a season was in 2011 (Sizemore and Kinsler)...on April 9 vs. KC, hit a leadoff homer off RHP Nate Karns and scored the winning run in the 12th inning...became the first player in Major League history to hit three leadoff homers within his

team's first seven games of a season...the only player in MLB history to record three leadoff homers within his team's first 10 games, prior to Springer, was Brian Downing in 1987...tied the club record for most homers within the Astros first seven games of a season (4) and most homers within the team's first 12 games of a season (6)...hit his fourth leadoff homer of the year on April 11 at SEA off LHP Ariel Miranda...became the first player in Major League history to record four leadoff homers within his team's first nine games of a season...played in a Major League-leading 205 team games from 2016 through April 22...was the sixth-longest streak in club history...had a multi-homer game (4th career) in the second game of Houston's doubleheader at NYY on May 14...hit his fifth leadoff homer of the season and then homered again to lead off the 2nd inning...per Elias, became the fourth player in MLB's expansion era (since 1961) to hit home runs to lead off each of the first two innings of a game...joined Chad Curtis (1995), Stan Javier (1999), and Manny Machado (2015)...additionally, became the fourth player in Astros history to homer in the 1st and 2nd innings of a game (Elias), joining Jose Altuve (2016), Lance Berkman (2002) and Craig Biggio (1997)...his two homers snapped a 19-game homerless streak which tied the longest of his career (went homerless over his first 19 games of his career in 2014)...went 4x4 with two homers on May 31 at MIN...was his fifth career multi-homer game...tied a franchise record by reaching in six plate appearances, which was last accomplished on Sept. 20, 2007 by J.R. Towles and Cody Ransom...one of his homers went 473 feet, per Statcast...named the AL Player of the Week for the week of May 29-June 4...during the week, had multiple hits in all six of the Astros games, hitting .500 (15x30) with 11 runs scored, five home runs, nine RBI and a 1.565 OPS (.531 OBP/1.033 SLG)...led the AL in runs, hits, home runs, slugging and OPS during the week...marked his first career Player of the Week award...went 3x5 with two homers, including his sixth leadoff homer of the season, on June 4 at TEX...hit his 82nd career homer in what was his 400th career game on June 11 vs. LAA...marked the second-most homers by an Astros player through his first 400 games, trailing only Lance Berkman (89)...hit 11 homers in June, the most in the AL...marked the most June homers by an Astro since Moises Alou hit 12 in June of 2001...walked in five straight games from June 24-29, tying the longest streak of his career...was elected to start the All-Star Game via the fan vote...became the first Astro to start the All-Star Game in the outfield since Lance Berkman in 2004...on July 7 at TOR, became the first player in club history to have a four-hit, five-RBI game out of the leadoff spot in the lineup...became the 13th player in MLB history to do so, and the first since Charlie Blackmon in 2014...hit a grand slam on Sept. 27 at TEX...was his fourth career grand slam...named the Willie Mays World Series MVP as part of a postseason in which he hit .292 (21x72) with five doubles, six homers, nine RBI and a .997 OPS (.386 OBP/.611 SLG)...became the eighth outfielder to win the World Series MVP award, joining Hall of Famers Frank Robinson (1966), Roberto Clemente (1971) and Reggie Jackson (1973 and 1977), as well as Pedro Guerrero (1981), Manny Ramirez (2004), Jermaine Dye (2005) and Ben Zobrist (2016)...tied Carlos Beltrán (2004) for the franchise record for extra-base hits in a single postseason (11)...overall, it tied for the fourth-most extra-base hits in a single postseason in MLB history, trailing only David Freese (14 in 2011), Nelson Cruz (13 in 2010) and Albert Pujols (13 in 2011)...hit .379 (11x29) in the World Series with three doubles, five homers, seven RBI and eight runs scored, becoming the first player ever to reach those totals in a single World Series...his eight extra-base hits in the World Series marked a new MLB record...surpassed Willie Stargell, who posted seven in the 1979 World Series...his five home runs in the World Series tied Hall of Famer Reggie Jackson (1977) and Chase Utley (2009) for the most in a single Fall Classic...his five homers from the leadoff spot set a new record for a World Series, eclipsing the previous mark of four set by Lenny Dykstra during the 1993 Fall Classic...his six home runs from the leadoff spot in the postseason also tied Dykstra's postseason record of six set in 1993...homered in four consecutive World Series games, becoming the first player to do so in a single World Series...joined Hall of Famers Lou Gehrig and Reggie Jackson as the only players to homer in four consecutive World Series games overall...had a MLB-record 29 total bases during the World Series, eclipsing the previous mark of 25 shared by Hall of Famers Reggie Jackson (1977) and Willie Stargell (1979)...became the first player ever to record an extra-base hit in six consecutive World Series games...tied a franchise record by recording multiple hits in three straight postseason games...did so twice: Games 5-7 of the World Series, and Games 2-4 of the ALDS...hit a go-ahead, 11th inning two-run homer in Game 2 of the World Series at LAD...gave the Astros their first World Series victory in franchise history...went 2x3 with a solo homer, three walks and three runs scored in Game 5 of the World Series...joined Barry Bonds (2002) as the only players in World Series history to have a game with a homer, three walks and three runs scored...following the season was named the winner of the NY Chapter of the BBWAA Arthur and Milton Richman "You Gotta Have Heart Award" for overcoming challenges of his stutter...was also named the Boston Chapter of the BBWAA "New England Player of the Year".

2016: Was a finalist for an AL Rawlings Gold Glove Award, and was one of five AL Final Vote candidates for the All-Star Game...played in all of Houston's 162 games, becoming the seventh player in club history to play all 162 games of a season, joining Carlos Lee (2007), Craig Biggio (1996-97, 1992), Jeff Bagwell (1999, 1996-97, 1992), Steve Finley (1992), Bill Doran (1987) and Enos Cabell (1978)...was tied for the AL lead in games played with Alcides Escobar and Jonathan Schoop...led the Majors in plate appearances (744), which ranked tied for second all-time in club history for a single season with Craig Biggio's 1997 season, behind only Biggio's 1999 season (749)...hit eight leadoff home runs, which tied a single-season franchise record set by Craig Biggio in 2001...became one of seven players in AL history to record at least eight leadoff homers in a season, joining Ian Kinsler (2016), Alfonso Soriano (2002-03), Jacque Jones (2002), Chuck Knoblauch (1999), Brady Anderson (1996) and Rickey Henderson (1986, 1993)...set career highs in nearly every offensive category, including games (162), at-bats (644), hits (168), doubles (29), triples (five), homers (29), RBI (82) and walks (88)...ranked tied for sixth in the

Majors and fifth in the AL in runs scored (116)...marked the most runs by an Astros player since Jeff Bagwell (126) and Craig Biggio (118) surpassed 116 in 2001...hit 28 of his 29 homers as an outfielder, the most by an Astros player since Carlos Lee hit 31 in 2007...became the second outfielder in club history with a 29-homer, 116-run season, joining Richard Hidalgo (44 homers, 118 runs in 2000)...ranked tied for fourth in the AL in walks (88)...marked the most walks by an Astros player since Lance Berkman walked 97 times in 2009...made 147 starts in right field and one in center field...among AL outfielders, ranked second in walks, tied for third in runs, tied for fifth in homers, sixth in OBP, seventh in OPS, eighth in RBI, eighth in hits and ninth in slugging...ranked tied for fifth among AL outfielders in assists (12), which was good for third among AL right fielders...marked the most assists by an Astros right fielder since Hunter Pence had 16 in 2009...ranked second among AL right fielders in fielding percentage with a .994 mark (2E/318TC)...became the second right fielder in club history to make two errors or less on over 300 total chances, joining Hunter Pence, who made one error on 357 total chances in 2008 (.997 fielding percentage)...became the first player in franchise history to hit three grand slams in a single season...per Elias, became the second player in MLB history to hit a grand slam as a visitor at both Fenway Park and Yankee Stadium (new or old) in the same year, joining Al Rosen (1951)...ranked tied for second in the Majors in games with at least four RBI (five), behind only Kendrys Morales (six)...finished second to Toronto's Michael Saunders in the AL Final Vote balloting...led all 10 AL and NL players in text voting, while finishing second in Twitter voting...made his second consecutive Opening Day roster and start...hit his first career grand slam on April 7 at NY...was the first grand slam in the Majors in 2016...homered in three straight games from April 16-19...hit the 1,500th home run in Minute Maid Park history on May 11 vs. CLE...also became the first Astros player since Lance Berkman (May 2, 2010) to homer once and walk four times in a single game...recorded four RBI in consecutive games from May 13-14, becoming the first Astros player to do so since Carlos Lee from Sept. 22-23, 2011...hit a two-run homer on May 13 at BOS off his former college teammate, Matt Barnes...recorded the four RBI on May 14 at BOS with a grand slam, his second of the season...posted his third-career multi-homer game on May 26 vs. BAL...hit his first career walkoff homer on June 1 vs. ARI in the 11th inning...became the second-quickest player in club history to reach 50 career home runs, reaching the mark in his 241st career game on June 8 at TEX...the only player in club history to reach 50 career homers in a fewer amount of games was Lance Berkman (231 games from 1999-2001)...went 3x5 with a triple, a walk, two runs scored and a grand slam, tying his career high with five RBI on June 24 at KC...triple to lead off the game, then hit a grand slam later in the 1st inning...per Elias, became the first leadoff hitter to hit a grand slam in the 1st inning of a game since Seattle's Danny Tartabull on April 15, 1986 at CAL...also became the first player in the modern era (since 1900) to hit a triple and a grand slam in the 1st inning of a game...only one other player in the divisional era (1969 to date) had a triple and grand slam in any inning and that was Brandon Inge (April 23, 2004 vs. CLE, 6th inning)...recorded three RBI in both games of a doubleheader vs. MIN on Aug. 11...became the third player in club history to record three RBI out of the leadoff spot in the lineup in consecutive games, joining Joe Morgan (three games in 1965) and Jimmy Wynn (1966)...in Game 2 of the doubleheader, became the third player in club history to record three RBI and three extra-base hits out of the leadoff spot, joining Craig Biggio (five times, last, 2004) and Joe Morgan (two times, last, 1967)...recorded a hit in seven straight at-bats from Sept. 24-26...was one hit shy of tying the franchise record set by Lance Berkman, who hit in eight consecutive at-bats from May 4-8, 2008...ended the season with four consecutive multi-hit games (Sept. 24-27).

2015: Finished fifth among AL outfielders in on-base percentage (.367) and eighth in OPS (.826)...posted career highs in games played (102), hits (107), runs (59), doubles (19), walks (50), steals (16), batting (.276), OBP (.367) and OPS (.826)...hit .296 (40x135) with a .936 OPS (.403 OBP/.533) against southpaws...batted .319 (66x207) with an .880 OPS (.383 OBP/.498 SLG) on the road...his 36 home runs within his first 180 games in the Majors set a club record, previously held by Glenn Davis (35 HR)...hit leadoff in 46 games...his .379 on-base percentage as the leadoff hitter ranked fourth in the AL...made his first career Opening Day roster and start...was placed on the 7-day Concussion Disabled List on May 6 and was activated on May 13...placed on the 15-day DL on July 2 with a right wrist fracture after getting hit by a pitch from RHP Edinson Volquez on July 1 vs. KC...activated from the DL on Sept. 4...on April 12 at TEX, robbed Leonys Martin of a walk-off grand slam in the 10th inning, which helped Houston to a 14th inning win...set a career high in steals (three) while tying his career high in walks (three) for a single game on April 27 at SD...was the fifth time in club history that a player recorded three walks and three steals in a single game, and the first since Michael Bourn did so on April 25, 2010 vs. PIT...on April 28 at SD, tied a career high with five RBI...posted a career-long, 14-game hitting streak from June 7-21, in which he hit .458 (27x59) with four doubles, four homers, seven RBI and a .492 on-base percentage...was the longest hitting streak by an Astro since Jose Altuve hit in 14 straight from Aug. 23-Sept. 7, 2014...went 5x5 with five singles on June 10 at CWS...marked a career-high for hits in a game, and the 12th time in club history that a batter recorded at least five singles in a single game...prior to Springer, the last was Craig Biggio on June 28, 2007 vs. COL, when Biggio reached 3,000 career hits...recorded his first multi-homer game of the year on June 15 vs. COL...hit his first-career leadoff homer on June 19 at SEA, which was also the Astros first leadoff homer of the season...prior to hitting the DL on July 2, ranked fourth among AL outfielders in OPS (.822), fifth in OBP (.365) and homers (13) and sixth in extra-base hits (27)...had a career-long 25-game on-base streak from June 27-Sept. 26...was the second-longest streak by an Astro in 2015, behind Jose Altuve's 29-game run from Aug. 1-Sept. 1...was also the second-longest active on-base streak in the Majors at the time...in his first seven games back from the DL from Sept. 4-12, hit .179 (5x28) with no homers and no RBI...in his next 20 games to close out the regular season, hit .345 (29x84) with four doubles, two triples, three homers, 12 RBI, two steals and a .952

OPS (.404 OBP/.548 SLG)...ranked seventh in the AL in batting average and OBP in that 20-game span to end the year...played in five games at Double A on rehab assignments, batting .278 (5x18) with one double, two walks and one stolen base...played in one game on May 12 while rehabbing from his concussion...played in four games from Aug. 29-Sept. 3 while rehabbing his fractured right wrist...started every postseason game for Houston in right field...joined Chris Burke (5g), Colby Rasmus (5g), Ken Caminiti (4g) and Glenn Davis (4g) as the only players to start their postseason careers with Houston with a four-game hitting streak...went 5x23 (.217) with two doubles, a homer and three RBI in his six postseason games.

2014: Made his Major League debut after being selected to the Astros roster from Triple A Oklahoma City on April 15, hitting 20 home runs with 51 RBI in just 78 games...was off to a spectacular start to his Major League career before having his season derailed by a left quad strain in July...finished one home run shy of tying the franchise record for home runs by a rookie (Lance Berkman, 21 in 2000)...made 78 starts in the Majors (70 in right field, 7 in center field and 1 as the designated hitter)...entered the season rated as one of the top prospects in the game...was ranked as a top-25 overall prospect by *Baseball America* (No. 18), ESPN.com (No. 19), Baseball Prospectus (No. 20) and MLB.com (No. 21)...was the AL Rookie of the Month for May, becoming the fourth Astros player to win a Rookie of the Month Award, joining Hunter Pence, Kirk Saarloos and Roy Oswalt...became the second rookie in MLB history to hit seven home runs over a seven-game span (May 21-29, 2014), joining Rudy York (Aug. 22-27, 1937) (Elias Sports Bureau)...hit .294 (30x102) with four doubles, one triple, 10 homers, 25 RBI and a 1.032 OPS (.385 OBP/.647 SLG) in May...led all Major League rookies in homers, RBI and OPS during the month, while ranking fifth in batting average and second in hits...set franchise rookie records for home runs (19) and RBI (50) prior to the All-Star Break...ranked among the top 10 Major League rookies (min. 290 at-bats) in home runs (second), RBI (third), slugging (third), walks (fifth) and OBP (fourth)...hit 15 of his 20 home runs on the road, while posting a .257 (38x148) average with 31 RBI away from Minute Maid Park...began the season with Triple A Oklahoma City after being reassigned to minor league camp in Spring Training on March 20...selected to the Major League roster on April 16...played in 78 games with the Astros before being placed on the 15-day Disabled List on July 23 with a left quad strain...remained on the DL through the end of the season, missing 64 games...recorded a hit, a walk and a run scored in his Major League debut on April 16 vs. KC...became the sixth Astros player to put up a line like that in a Major League debut, and the first since James Mouton on April 4, 1994...collected a hit in each of his first five games (April 16-20) to start his career...the last Astros player to record hits in each of his first five MLB games was Jose Altuve, who hit in seven straight games to start his career in 2011...recorded three walks on May 13 vs. TEX...the last Astros rookie with three walks in a game was Luke Scott on Aug. 4, 2006 at ARI...went 2x5 with two home runs and five RBI in what was his 33rd career game on May 24 at SEA...marked single game career-highs in both home runs and RBI...his five runs tied a franchise record, last achieved by Cody Ransom on Sept. 20, 2007...marked the first multi-homer game by an Astros rookie since Hunter Pence hit two on Aug. 31, 2007 at CHC...the last Astro to record a multi-homer game within his first 33 games was Lance Berkman in 1999 (game 10)...went 4x4 with five runs scored, three RBI, two doubles, a home run and a walk on May 26 at KC, becoming the first player in franchise history to reach all of those marks in a single game...became the first rookie in franchise history to homer in four straight games (five total homers May 21-26)...hit a two-run homer in the 1st inning on June 30 vs. SEA, a 445-foot shot to left field...tied for the fifth-longest homer hit by an Astros player at Minute Maid Park and the longest hit to left field...on June 24 vs. ATL, hit a 441-foot home run, which was tied for the eighth longest homer hit by an Astros player at Minute Maid Park...from May 8 (the date of his first homer) through July 19, ranked second in the Majors in home runs (20), trailing only Edwin Encarnacion (22)...played in 13 games at Triple A, hitting .353 (18x51) with four doubles, a triple, three homers, nine RBI, four stolen bases and a 1.106 OPS (.459 OBP/.647 SLG)...posted multi-hit games in five of his last eight games at the level...homered in each of his last two contests at Triple A, including a grand slam on April 15 in a RedHawks' 11-9 win at Colorado Springs...hit .250 (1x4) with a double and three walks in three games on an injury rehab assignment with Class A Quad Cities from Aug. 4-6.

MINOR LEAGUES:

2013: Entered the year ranked as the Astros No. 3 prospect by *Baseball America* for the second consecutive season and was called the organization's Best Athlete and the Best Defensive Outfielder by the publication...went on to have one of the greatest seasons in minor league history after becoming the first minor leaguer to hit 30+ homers while recording 30+ steals since Oakland's Grant Desme in 2009...became the first Astros minor leaguer to reach the 30/30 plateau...named Minor League Baseball's 2013 Offensive Player of the Year and the Astros Minor League Player of the Year after hitting .303 (149x492) with 27 doubles, four triples, 37 homers, 108 RBI, 45 stolen bases and a 1.010 OPS (.411 OBP/.600 SLG) combined between Triple A Oklahoma City (62g) and Double A Corpus Christi (73g)...was one of just nine position players named to *Baseball America's* Minor League All-Star Team...named to MLB.com's All-Prospect Team...finished among the top 10 players in all of the minors in homers (tied for second), total bases (295, third), OPS (third), RBI (fourth), slugging percentage (fifth), runs (tied for fifth) and extra-base hits (68, tied for sixth)...received Texas League Player of the Year honors and was a Midseason and Postseason All-Star after hitting .297 with 19 homers and 23 steals in 73 first-half games with the Double A Corpus Christi Hooks...received the award despite getting a promotion to Triple A at the start of the second half of the season...named the Texas League Player of the Week for the week of May 27-June 3...received the Hooks April Player of the Month Award...at the time of his promotion to Oklahoma City on June 27, was leading the Texas League in runs (56), extra-base hits (39), and slugging (.579) while ranking

tied for first in homers...named the MVP of the Texas League All-Star Game (2x3, 2HR, 3RBI)...after arriving at Triple A, led the Pacific Coast League in runs (49), extra-base hits (29), total bases (136), homers (18), RBI (53), slugging percentage (.626) and OPS (1.050)...received PCL Player of the Week honors for the week of July 8-15...named Oklahoma City's Player of the Month for July...along with Carlos Correa and Delino DeShields, represented the Astros at the 2013 SiriusXM All-Star Futures Game at Citi Field in New York, going 1x3 in the game...**2012:** Entered the season ranked as the Astros No. 3 prospect, Best Athlete, "Best Outfield Arm" and "Best Defensive Outfielder" by *Baseball America*...was a non-roster invitee to Astros Major League Spring Training and appeared in nine games, going 3x9 (.333) with a double and two runs scored...assigned to Class A Advanced Lancaster at the onset of the season, where he earned Midseason and Postseason California League All-Star honors...ranked tied for second in the league in runs scored, third in OPS (.955) and triples, fifth in on-base percentage and slugging percentage, sixth in batting average, tied for eighth in stolen bases and 10th in home runs...earned California League Player of the Week honors for the week beginning on May 14...promoted to Double A Corpus Christi on Aug. 9 and finished the season with the Hooks...combined to hit .302 (153x506) with 21 doubles, 10 triples, 24 home runs, 87 RBI and 32 stolen bases at the two levels...following the season, was named an Organization All-Star by MiLB.com...played for Mesa in the Arizona Fall League after the season, hitting .286 (20x70) with four doubles, three triples, four home runs and 14 RBI in 21 games...named an Arizona Fall League Rising Star...**2011:** Played in eight games for Class A Short-Season Tri-City after signing with the club on Aug. 15...started in center field in all eight contests...went 2x3 with three runs scored, a double and a home run in his second career game on Aug. 29 vs. Lowell...reported to the club's instructional league in Kissimmee, Fla., following the season.

PERSONAL:

George and his wife, Charlise, reside in Sugar Land, Texas.

GEORGE CHELSTON SPRINGER III

Year	Team	AVG	G	AB	R	H	2B	3B	HR	RBI	BB	SO	SB	CS	OBP	SLG	SF	SH	HB	E
2011	Tri-City (A)	.179	8	28	8	5	3	0	1	3	2	2	4	0	.303	.393	0	0	3	0
2012	Lancaster (A)	.316	106	433	101	137	18	10	22	82	56	131	28	6	.398	.557	5	0	6	2
	Corpus Christi (AA)	.219	22	73	8	16	3	0	2	5	6	25	4	2	.288	.342	0	1	1	0
2013	Corpus Christi (AA)	.297	73	273	56	81	20	0	19	55	42	96	23	5	.399	.579	1	2	5	1
	Oklahoma City (AAA)	.311	62	219	50	68	7	4	18	53	41	65	22	3	.425	.626	2	0	4	0
2014	Oklahoma City (AAA)	.353	13	51	17	18	4	1	3	9	9	15	4	0	.459	.647	0	0	1	0
	HOUSTON	.231	78	295	45	68	8	1	20	51	39	114	5	2	.336	.468	2	0	9	7
	Quad Cities (A)#	.250	3	4	1	1	1	0	0	0	3	1	2	0	.571	.500	0	0	0	0
2015	HOUSTON	.276	102	388	59	107	19	2	16	41	50	109	16	4	.367	.459	3	2	8	3
	Corpus Christi (AA)#	.278	5	18	4	5	1	0	0	0	2	6	1	0	.350	.333	0	0	0	0
2016	HOUSTON	.261	162	644	116	168	29	5	29	82	88	178	9	10	.359	.457	1	0	11	2
2017	HOUSTON	.283	140	548	112	155	29	0	34	85	64	111	5	7	.367	.522	4	0	11	1
2018	HOUSTON	.265	140	544	102	144	26	0	22	71	64	122	6	4	.346	.434	3	0	5	1
2019	HOUSTON	.292	122	479	96	140	20	3	39	96	67	113	6	2	.383	.591	4	0	6	2
	Corpus Christi (AA)#	.400	3	10	3	4	0	0	2	5	4	1	1	0	.571	1.000	0	0	0	0
MINOR LEAGUE TOTALS		.302	295	1109	248	335	57	15	67	212	165	342	89	16	.399	.562	8	3	20	3
MAJOR LEAGUE TOTALS		.270	744	2898	530	782	131	11	160	426	372	747	47	29	.361	.488	17	2	50	16

- Rehab assignment

WILD CARD GAME RECORD

Year	Club/Opp	AVG	G	AB	R	H	2B	3B	HR	RBI	BB	SO	SB	CS	OBP	SLG	SF	SH	HB	E
2015	HOU/NYY	.250	1	4	0	1	1	0	0	0	0	1	0	0	.250	.500	0	0	0	0

DIVISION SERIES RECORD

Year	Club/Opp	AVG	G	AB	R	H	2B	3B	HR	RBI	BB	SO	SB	CS	OBP	SLG	SF	SH	HB	E
2015	HOU/KC	.211	5	19	5	4	1	0	1	3	3	10	0	0	.318	.421	0	0	0	0
2017	HOU/BO5	.412	4	17	4	7	2	0	1	2	2	4	0	0	.474	.706	0	0	0	0
2018	HOU/CLE	.429	3	14	4	6	0	0	3	3	0	2	0	0	.429	1.071	0	0	0	0
2019	HOU/TB	.143	5	21	1	3	0	0	0	0	1	5	1	0	.182	.143	0	0	0	0
TOTALS		.340	12	50	13	17	3	0	5	8	5	16	0	0	.400	.700	0	0	0	0

CHAMPIONSHIP SERIES RECORD

Year	Club/Opp	AVG	G	AB	R	H	2B	3B	HR	RBI	BB	SO	SB	CS	OBP	SLG	SF	SH	HB	E
2017	HOU/NYY	.115	7	26	1	3	0	0	0	0	4	7	0	0	.233	.115	0	0	0	0
2018	HOU/BO5	.381	5	21	2	8	3	0	1	5	3	5	1	0	.458	.667	0	0	0	0
2019	HOU/NYY	.160	6	25	4	4	0	0	2	4	4	10	0	0	.276	.400	0	0	0	1
TOTALS		.208	18	72	7	15	3	0	3	9	11	22	1	0	.208	.313	0	0	0	1

WORLD SERIES RECORD

Year	Club/Opp	AVG	G	AB	R	H	2B	3B	HR	RBI	BB	SO	SB	CS	OBP	SLG	SF	SH	HB	E
2017	HOU/LAD	.379	7	29	8	11	3	0	5	7	5	8	0	0	.471	1.000	0	0	0	0
2019	HOU/WSH	.296	7	27	6	8	4	0	2	4	7	5	2	0	.441	.667	0	0	0	0
TOTALS		.339	14	56	14	19	7	0	7	11	12	13	2	0	.456	.839	0	0	0	0

- Selected by Houston in the first round (11th overall) of the June 2011 draft.
- On Disabled List, July 20-Sept. 29, 2014 (left quad strain).
- On Disabled List, May 6-13, 2015 (concussion).
- On Disabled List, July 2-Sept. 4, 2015 (right wrist fracture).
- On Disabled List, July 25-Aug. 9, 2017 (left quad discomfort).
- On Disabled List, Aug. 6-17, 2018 (sprained left thumb).
- On Disabled List, May 25-June 24, 2019 (strained left hamstring).

Hits:6 -- May 7, 2018 at Oakland
Home Runs:3 -- Sept. 22, 2019 vs. Los Angeles (AL)
RBI:5 (5x) -- last, July 7, 2017 at Toronto
Stolen Bases:3 -- April 27, 2015 at San Diego
Longest Hitting Streak:14 -- June 7-21, 2015
Career Grand Slams (5):April 6, 2016 at New York (AL) (Michael Pineda)
 May 14, 2016 at Boston (Clay Buchholz)
 June 24, 2016 at Kansas City (Edinson Volquez)
 Sept. 27, 2017 at Texas (Tony Barnett)
 July 21, 2018 at Los Angeles (AL) (Noe Ramirez)

No.	Date	Opp.	Pitcher	No.	Date	Opp.	Pitcher	No.	Date	Opp.	Pitcher
1	6/19/15	at SEA	R. Elias	19	3/29/18	at TEX	Hamels	1	6/1/16	ARI	Clippard
2	5/26/16	BAL	Gausman	20	4/13/18	TEX	Hamels	2	4/5/17	SEA	De Jong
3	6/8/16	at TEX	Darvish	21	4/16/18	at SEA	Paxton				
4	7/3/16	CWS	Quintana	22	6/3/18	BOS	Porcello				
5	7/15/16	at SEA	Paxton	23	6/10/18	at TEX	Moore				
6	7/25/16	NY Y	Pineda	24	8/5/18	at LAD	Buehler				
7	8/19/16	at BAL	Miley	25	4/1/19	at TEX	Smyly				
8	9/4/16	at TEX	Darvish	26	4/16/19	at OAK	Estrada				
9	9/14/16	TEX	Holland	27	5/6/19	KC	Junis				
10	4/3/17	SEA	Hernandez	28	5/8/19	KC	Lopez				
11	4/6/17	SEA	Miranda	29	5/12/19	TEX	Sampson				
12	4/9/17	KC	Karns	30	6/26/19	PIT	Agrazal				
13	4/11/17	at SEA	Miranda	31	7/28/19	at STL	Hudson				
14	5/14/17	at NY Y	Tanaka	32	8/1/19	at CLE	Salazar				
15	6/4/17	at TEX	Perez	33	8/13/19	at CWS	Cease				
16	6/13/17	TEX	Martinez	34	8/20/19	DET	Turnbull				
17	6/20/17	at OAK	Gray	35	9/10/19	OAK	Roark				
18	6/28/17	OAK	Hahn	36	9/22/19	LAA	Rodriguez				

YEAR	POSITION	PCT.	G	PO	A	E	TC	DP
2019	Outfield	.991	109	220	5	2	227	1
TOTALS	Outfield	.989	695	1375	42	16	1433	12



MYLES STRAW

Born: 10/17/94 in Garden Grove, CA

Opening Day Age: 25

Contract Status: Signed through 2020

Acquired: Selected in the 12th round of the June 2015 draft.

Resides: Bradenton, FL

ML Service: 0.112

3		
OF		
HT	WEIGHT	
R/R	5'10	178

TABLE OF CONTENTS

STRAW

PLAYER DEVELOPMENT

2019 REVIEW

OPPONENTS

HISTORY AND RECORDS

SPRING TRAINING

MEDIA INFORMATION

MINUTE MAID PARK

CAREER HIGHLIGHTS

- Speedy outfielder has batted .274 (32x117) with 31 runs, four doubles, two triples, one homer, eight RBI and 10 stolen bases in 11 attempts in 65 Major League games over the last two seasons with Houston (2018-19).
- Is one of the fastest players in the Majors...in 2019, posted an average sprint speed of 30.1 feet per second (per Statcast), which was the fourth-fastest mark in the Majors behind only Tim Lincecum (30.8), Trea Turner (30.4) and Byron Buxton (30.3).
- Has made two playoff rosters in his two seasons with Houston...was on the 2018 ALDS roster in Houston's series against Cleveland, and the 2019 ALDS roster in the Astros series vs. the Rays.
- Has accumulated 170 stolen bases in five minor league seasons (2015-19)...in 469 career minor league games, has hit .305 (559x1831) with 73 doubles, 25 triples, four homers, 148 RBI and a .394 on-base percentage.
- Led all of minor league baseball with 70 stolen bases in 2018...was a Texas League Midseason All-Star.
- Received Class A Advanced Carolina League Midseason and Postseason All-Star recognition in 2017 after hitting .295 (129x437) with 36 steals and a .412 on-base percentage in 114 games with Buies Creek...led the Carolina League in on-base percentage.
- Tabbed by *Baseball America* as a Low Class A All-Star in 2016...led the minors with a .358 (124x346) batting average, adding 21 steals and a .423 on-base percentage.

2019: Played in 56 games with the Astros across four stints with the club...went 8-for-9 in stolen base attempts (88.9%)...played in 18 games in the outfield (12 starts: 8 in CF, 3 in LF, 1 in RF)...made his first career appearances in the infield, appearing in 26 games at shortstop (14 starts) and four games at second base (1 start)...began his season at Triple A Round Rock...was recalled to Houston on May 29...optioned to Triple A on Aug. 1...recalled to Houston as the 26th man for the club's doubleheader on Aug. 13...optioned to Triple A following the games on Aug. 13...recalled to Houston on Aug. 21 and optioned to Triple A on Aug. 25...recalled to Houston for a final time on Sept. 5...went 3x4 with three stolen bases and three runs scored on June 2 at OAK...set single-game career highs for hits and steals...marked the first three-stolen base game by an Astros player since Jose Altuve on May 8, 2016 vs. SEA...scored the game-winning run in the 12th inning...became the fifth player in Astros history to have a game with at least three hits, three runs and three steals, and the first since Altuve on Sept. 10, 2013 at SEA...played his first-career Major League game at shortstop on June 4 at SEA...struck out for the first time in his career on June 5 at SEA...went his first 24-career plate appearances without a strikeout, the longest start-of-career streak by an Astros hitter since C. J. R. Towles in 2007 (42 plate appearances)...hit his first-career triple in the 14th inning on June 6 at SEA, before scoring the game-winning run on Yuli Gurriel's sac-fly...flew around the bases at 30.5 feet/second, and made it from the batters box to third base in 11 seconds flat for the fastest triple by an Astros player in the Statcast era (since 2015)...made the Astros ALDS roster but did not appear in a game.

2018: Made his Major League debut with the Astros as a September call-up...played in nine games in the outfield, making two starts (1 in LF, 1 in RF)...pinch-ran four times, scoring three runs, with one stolen base as a pinch-runner...per Statcast, posted an average sprint speed of 25.8 feet per second, the top mark on the club...began the season at Double A Corpus Christi before moving up to Triple A Fresno in June...was selected to the

NOTES

- Graduated from Braden River High School in Bradenton, Fla. in 2013...named a 2013 Florida Region Honorable Mention by Perfect Game.
- Attended St. Johns River State College and played two seasons collegiately...hit .413 with 16 steals and a .472 on-base percentage in his sophomore season (2015) en route to First Team Mid-Florida Conference honors...also named the MFC Defensive Player of the Year.
- Selected by the Astros in the 12th round of the 2015 draft...signed by Astros scout John Martin.
- Was added to the Astros Major League roster on Sept. 15, 2018...is signed to a one-year contract for the 2020 season.



Astros Major League roster on Sept. 15...made his Major League debut on Sept. 15 vs. ARI as a pinch-runner...scored the first run of his career on Sept. 21 vs. LAA...recorded his first-career steal on Sept. 22 vs. LAA...went 2x3 in his first Major League start on Sept. 26 at TOR, going 2x3...recorded his first-career hit on a single in the 5th inning...homed in his next start on Sept. 29 at BAL in Game 2 of Houston's doubleheader...made the Astros roster for the ALDS...did not get an at-bat, but scored a run and a stole a base in two games...entered both games as a pinch-runner (Games 1 and 2)...split his minor league season between Triple A Fresno (66g) and Double A Corpus Christi (65g), combining to hit .291 (150x516) with 95 runs, 17 doubles, six triples, one homer, 31 RBI and a .381 OBP...led all of minor league baseball with 70 stolen bases...went 70-for-79 in steal attempts (88.6%)...marked the most steals by an Astros minor league player since Delino DeShields Jr. swiped 101 bags in 2012...had separate five-hit games at Double A, going 5x5 on May 26 vs. Tulsa and 5x5 on April 21 at Frisco...was a Texas League Midseason All-Star.

MINOR LEAGUES:

2017: Received Class A Advanced Carolina League Midseason and Postseason All-Star recognition after hitting .295 (129x437) with 36 steals and a .412 on-base percentage in 114 games with Buies Creek...led the Carolina League in on-base percentage...was promoted to Double A at the end of the season, playing in 13 games with the Hooks...named the MiLB.com Carolina League Player of the Month for June...hit .375 (36x96) with 12 steals and a .958 OPS (.479 OBP/.479 SLG) in 24 games during the month...**2016:** Tabbed by *Baseball America* as a Low Class A All-Star after leading the minors with a .358 (124x346) batting average...added 21 steals and a .423 on-base percentage in a season at Class A Quad Cities (68g) and Class A Advanced Lancaster (19g)...named Quad Cities Player of the Month for June and July...hit .326 (28x86) in June, and .423 (44x104) with a .478 OBP in July...**2015:** Hit .268 (56x209) with 22 stolen bases and a .355 on-base percentage in 58 games with Rookie Level Greenville.

MYLES JAMES NOBLE STRAW

Year	Team	AVG	G	AB	R	H	2B	3B	HR	RBI	BB	SO	SB	CS	OBP	SLG	SF	SH	HB	E
2015	Greenville (R)	.268	58	209	47	56	10	3	0	13	29	51	22	9	.355	.344	3	6	1	0
2016	Quad Cities (A)	.374	68	270	40	101	14	6	0	22	29	58	17	10	.432	.470	2	6	0	4
	Lancaster (A)	.303	19	76	21	23	4	0	1	5	11	17	4	2	.393	.395	1	1	1	1
2017	Buies Creek (A)	.295	114	437	81	129	17	7	1	41	87	70	36	9	.412	.373	3	4	2	3
	Corpus Christi (AA)	.239	13	46	9	11	0	0	0	3	7	9	2	0	.340	.239	0	1	0	0
2018	Corpus Christi (AA)	.327	65	251	47	82	7	3	1	17	35	42	35	6	.414	.390	2	2	4	4
	Fresno (AAA)	.257	66	265	48	68	10	3	0	14	38	60	35	3	.349	.317	1	0	0	4
	HOUSTON	.333	9	9	4	3	0	0	1	1	1	0	2	0	.400	.667	0	0	0	0
2019	Round Rock (AAA)	.321	66	277	46	89	11	3	1	33	32	50	19	4	.391	.394	2	1	1	9
	HOUSTON	.269	56	108	27	29	4	2	0	7	19	24	8	1	.378	.343	0	1	0	0
MINOR LEAGUE TOTALS		.305	469	1831	339	559	73	25	4	148	268	357	170	43	.394	.379	14	21	9	25
MAJOR LEAGUE TOTALS		.333	9	9	4	3	0	0	1	1	1	0	2	0	.400	.667	0	0	0	0

DIVISION SERIES RECORD

Year	Club/Opp	AVG	G	AB	R	H	2B	3B	HR	RBI	BB	SO	SB	CS	OBP	SLG	SF	SH	HB	E
2018	HOU/CLE	-	2	0	1	0	0	0	0	0	0	0	1	0	-	-	0	0	0	0
2019	HOU/TB	-	-	-	-	-	-	-	-	-	-	-	-	-	-	-	-	-	-	-

STRAW CAREER TRANSACTIONS

- Selected by Houston in the 12th round of the June 2015 draft.

STRAW GAME HIGHS

Hits: 3 (2x) — last, Sept. 8, 2019 vs. Seattle
Home Runs: 1 — Sept. 29, 2018 at Baltimore
RBI: 2 — June 15, 2019 vs. Toronto
Stolen Bases: 3 — June 2, 2019 at Oakland
Longest Hitting Streak: 4 — Sept. 7-10, 2019
Career Grand Slams: none

STRAW CAREER FIELDING

YEAR	POSITION	PCT.	G	PO	A	E	TC	DP
2019	Shortstop	1.000	26	14	41	0	55	4
	Outfield	1.000	18	29	0	0	29	0
	Second Base	1.000	4	0	6	0	6	0
TOTALS	Outfield	1.000	27	38	0	0	38	0
	Shortstop	1.000	26	14	41	0	55	4
	Second Base	1.000	4	0	6	0	6	0



GARRETT STUBBS

Born: 5/26/93 in San Diego, CA

Opening Day Age: 26

Contract Status: Signed through 2020

Acquired: Selected in the eighth round of the June 2015 draft.

Resides: Del Mar, CA

ML Service: 0.060

11		
C		
HT	HEIGHT	WEIGHT
L/R	5'10"	170

TABLE OF CONTENTS

STUBBS

PLAYER DEVELOPMENT

2019 REVIEW

OPPONENTS

HISTORY AND RECORDS

SPRING TRAINING

MEDIA INFORMATION

MINUTE MAID PARK

CAREER HIGHLIGHTS

- Left-handed hitting backstop made his MLB debut in 2019, batting .200 (7x35) with three doubles, two RBI and one stolen base in 19 games with the Astros.
- Is one of the fastest catchers in baseball...posted a sprint speed of 28 feet per second in 2019, the third-best mark among all MLB catchers behind Jorge Alfaro (28.8 ft/sec) and J.T. Realmuto (28.7 ft/sec).
- In addition to catching, has appeared at multiple other spots on the diamond in his career...in the Majors in 2019, made eight appearances in the outfield (7 in left field, 1 in right field)...in the minors, has appeared in five games at second base and one game at first base.
- In five minor league seasons, has hit .272 (350x1285) with 75 doubles, seven triples, 25 home runs, 159 RBI, 47 steals and a .361 on-base percentage in 367 career games in the Astros minor league system from 2015-19.
- Has thrown out close to half of all attempting basestealers in his 314 career minor league games behind the dish, recording a caught stealing percentage of 43% (92 CS/214ATT).
- Was named a 2018 Pacific Coast League Midseason All-Star, a 2017 Texas League Midseason All-Star and a 2016 California League Midseason All-Star.

NOTES

- Is a 2011 graduate of Torrey Pines HS in San Diego, Calif...was a four-year letterwinner on the baseball team and received All-CIF San Diego honors twice in his career...named All-North County and All-Avocado League First Team in his junior and senior seasons.
- Played four seasons at the University of Southern California from 2012-15...started his career with the Trojans in the outfield before becoming the program's everyday catcher.
- During his senior season in 2015, won the Johnny Bench Award as the top catcher in NCAA Division I baseball...batted .346 with 20 stolen bases and a .435 OBP, helping to lead the Trojans to their first NCAA regional berth in nine seasons (hit .563 during the regional)...was also named the Pac-12 Defensive Player of the Year and received First Team All-Pac 12 honors...recorded a caught stealing percentage of 52.8% (28CS/53ATT) on the year.
- Drafted by the Astros in the eighth round of the 2015 draft...signed by Astros scout Tim Costic.
- Was added to the Astros 40-man roster on Nov. 11, 2018...is signed to a one-year contract for the 2020 season.

2019: Made his Major League debut with the Astros, playing in 11 games across three stints with Houston...made six starts (all at catcher), while also appearing in seven games in left field and one in right field...began the season at Triple A Round Rock...was recalled to Houston for his first-career Major League stint on May 26, which also happened to be his 26th birthday...optioned to Triple A on June 20...recalled on Aug. 2 and optioned on Aug. 7...recalled for a final time on Sept. 2...made his MLB debut on May 28 vs. CHC and went 2x4 with a double and an RBI...became the first Astros player since Derek Fisher (June 14, 2017 vs. TEX) to record multiple hits in his Major League debut...recorded his first career hit in his first plate appearance with a double to left-center field...became the third Astros player since 2014 to record an extra-base hit in his first career plate appearance, joining Jack Mayfield (May 27 vs. CHC), and Enrique Hernández (July 1, 2014 vs. SEA)...in 63 games at Triple A, hit .240 (49x204) with 11 doubles, seven homers, 23 RBI and a .729 OPS (.332 OBP/.397 SLG)...posted a 37.1% caught stealing rate (13-of-35) in 54 games at catcher at Triple A...appeared in five games at second base and one game in left field with Triple A Round Rock.

MINOR LEAGUES:

2018: Spent his entire season at Triple A Fresno, where he was a Pacific Coast League All-Star...also named a MiLB.com Organization All-Star...hit .310 (92x297) with 19 doubles, six triples, four home runs, 38 RBI, six stolen bases, a .382 OBP, a .455 slugging and an .836 OPS in 84 games...played primarily catcher, making 74 starts, but also appeared as a DH (6g), right fielder (2g) and first baseman (1g)...was an NRI at Major League Spring Training for the second straight year, hitting .286 (8x28) with two doubles, one home run and five RBI in 17 games...hit his homer off Mets LHP Jason Vargas...reassigned to minor league camp on March 18...spent his



entire minor league season with Fresno, missing just 11 days while on the DL from May 11-22...played in eight post-season games for the Grizzlies, hitting .269 (7x26) with a double, a home run and six RBI...**2017:** Received Double A Texas League Midseason All-Star honors in a season where he also reached the Triple A level for the first time in his career...combined to bat .232 (79x340) with 18 doubles and a .328 on-base percentage between Fresno (23g) and Corpus Christi (75g)...posted a caught stealing percentage of 39.5% (15CS/38ATT) in his 64 games at catcher with the Hooks...ranked third in the Texas League in caught stealing percentage (min. 30 attempts)...**2016:** Was a California League Midseason All-Star and an MiLB.com Organization All-Star in a season split between Class A Advanced Lancaster (55g) and Double A Corpus Christi (31g)...hit .304 (99x326) with 22 doubles, one triple, 10 homers, 54 RBI, 15 steals and an .860 OPS (.391 OBP/.469 SLG) between the two levels...recorded a caught stealing percentage of 50.9% (27CS/53ATT) in 67 games at catcher between Corpus Christi and Lancaster...hit .328 (20x61) against left-handed pitching and .298 (79x265) against right-handed pitching...was highly efficient on the basepaths, recording 15 steals in 18 attempts (83.3 stolen base percentage)...began the season with Lancaster and ended up leading all California League catchers in caught stealing percentage (57.1%, 16CS/28ATT, min. 20 ATT)...batted .291 (60x206) with 19 extra-base hits, 38 RBI and an .827 OPS (.385 OBP/.442 SLG) in 55 games at the level...received a promotion to Double A at the beginning of July and improved upon his offensive numbers at Lancaster...hit .325 (39x120) with nine doubles, four homers and a .918 OPS (.401 OBP/.517 SLG) in 31 games with the Hooks...received Lancaster May Player of the Month honors and Corpus Christi July Player of the Month honors...**2015:** Played in 36 games in the minors after getting drafted by Houston...hit .263 (31x118) with a .369 OBP between Class A Quad Cities (25g) and Class A Short Season Tri-City (11g)...threw out seven-of-nine (77.7%) attempting basestealers at Tri-City...posted a 55.6% caught stealing percentage (15CS/27ATT) between the two levels.

GARRETT PATRICK STUBBS

Year	Team	AVG	G	AB	R	H	2B	3B	HR	RBI	BB	SO	SB	CS	OBP	SLG	SF	SH	HB	E
2015	Tri-City (A)	.235	11	34	5	8	0	0	0	2	7	3	2	0	.366	.235	0	1	0	0
	Quad Cities (A)	.274	25	84	15	23	5	0	0	5	14	2	1	0	.370	.333	2	3	0	0
2016	Lancaster (A)	.291	55	206	35	60	13	0	6	38	29	37	10	3	.385	.442	4	0	5	0
	Corpus Christi (AA)	.325	31	120	23	39	9	1	4	16	14	11	5	0	.401	.517	1	0	2	2
2017	Corpus Christi (AA)	.236	75	263	36	62	13	0	4	25	32	44	8	0	.324	.331	1	1	3	3
	Fresno (AAA)	.221	23	77	11	17	5	0	0	12	11	15	3	0	.341	.286	0	0	3	2
2018	Fresno (AAA)	.310	84	297	60	92	19	6	4	38	35	53	6	0	.382	.455	4	2	2	5
2019	Round Rock (AAA)	.240	63	204	33	49	11	0	7	23	24	38	12	2	.332	.397	2	0	5	1
	HOUSTON	.200	19	35	8	7	3	0	0	2	4	7	1	0	.282	.286	0	0	0	1
	MINOR LEAGUE TOTALS	.278	304	1081	185	301	64	7	18	136	142	165	35	3	.366	.401	12	7	15	13
	MAJOR LEAGUE TOTALS	.200	19	35	8	7	3	0	0	2	4	7	1	0	.282	.286	0	0	0	1

STUBBS CAREER TRANSACTIONS

- Selected by Houston in the eighth round of the June 2015 draft.

STUBBS GAME HIGHS

Hits: 2 -- May 28, 2019 vs. Chicago (NL)
Home Runs: none
RBI: 1 (2x) -- last, June 15, 2019 vs. Toronto
Stolen Bases: 1 -- June 5, 2019 at Seattle
Longest Hitting Streak: 3 -- Sept. 8-10, 2019
Career Grand Slams: none

STUBBS CAREER FIELDING

YEAR	POSITION	PCT.	G	PO	A	E	TC	DP
2019	Catcher	.987	11	75	3	1	79	0
	Outfield	1.000	7	5	0	0	5	0
TOTALS	Catcher	.987	11	75	3	1	79	0
	Outfield	1.000	7	5	0	0	5	0

87

IF

B/T	HEIGHT	WEIGHT
R/R	5'11"	214

NICK TANIELU

Born: 9/4/92 in Huntsville, AL**Opening Day Age:** 27**Contract Status:** Signed through 2020**Acquired:** Selected in the 14th round of the June 2014 draft.**Resides:** Pullman, WA**ML Service:** 0.000

NON-POSTER INVITEE



CAREER HIGHLIGHTS

- Infielder has hit at every level he has played at in the Astros system...owns a career .295 (593x2011) batting average with 129 doubles, 13 triples, 48 homers, 330 RBI and a .346 on-base percentage in 534 games in the minors from 2014-19.
- Spent all of 2019 at Triple A Round Rock, where he ranked tied for second in the league in doubles with 39...hit .295 with 19 homers, 84 RBI and an .880 OPS (.360 OBP/.520 SLG) at the level.
- After missing most of the 2017 season following knee surgery, returned to action and put together a strong season in the upper minors in 2018...combined to hit .288 (113x392) with 22 doubles, nine home runs and 59 RBI in 105 games on the season...made starts at third base (72g), second base (15g) and first base (9g).
- Was a Midwest League Midseason and Postseason All-Star in 2015 while with Class A Quad Cities.
- Named the New York-Penn League All-Star Game Top Star in 2014...went 3x3 with an RBI as the starting DH in the game.

NOTES

- Lettered in baseball and football at Federal Way High School in Washington...was a four-time All-State selection...set school records for homers and RBI in his sophomore year...graduated in 2011.
- Attended Washington State University...hit .340 in 2014, receiving All-Pac-12 Conference Team honors.
- Drafted by the Astros in the 14th round of the 2014 draft...signed by Astros scout Paul Gale.
- Is signed to a minor league contract for the 2020 season...has been an NRI at Major League Spring training in each of the last three seasons (2018-20).

MINOR LEAGUES

2019: Spent the entire season at Triple A Round Rock...hit .295 (134x454) with 39 doubles, three triples, 19 homers, 84 RBI and an .880 OPS (.360 OBP/.520 SLG) in 125 games...ranked tied for second in the Pacific Coast League in doubles...named the PCL Player of the Week on June 9 following his five-hit game on June 8...hit multiple homers on back-to-back days from June 5-6...posted multiple hits in six straight games from July 31-Aug. 7...batted .327 with a .999 OPS (.386 OBP/.613 SLG) in 45 games following the All-Star Break...had a scorching hot Spring Training with the Major League club in which he hit .353 (18x51) with six doubles, one triple, five homers, 18 RBI, and a 1.215 OPS (.411 OBP/.804 SLG) in 21 games...**2018:** After missing most of the 2017 season following knee surgery, returned to action and put together a strong season in the upper minors...began the year as an NRI at Astros Spring Training...appeared in nine games, going 2x12, before being reassigned to minor league camp on March 7...began his regular season at Double A Corpus Christi, appearing in 29 games for the Hooks and hitting .287 (33x115)...promoted to Triple A Fresno on May 17 and finished his season with the Grizzlies...combined to hit .288 (113x392) with 22 doubles, nine home runs and 59 RBI in 105 games on the season...made starts at third base (72g), second base (15g) and first base (9g)...appeared in nine games in Fresno's postseason run, hitting .382 (13x34) with two doubles, two home runs, five RBI and a 1.079 OPS as the Grizzlies starting third baseman...following the season, played in 16 games for Auckland in the Australian Baseball League, hitting .255 (14x55) with four doubles and six RBI...**2017:** Missed virtually all of the season while recovering from a right knee injury...played in two games with the GCL Astros, going 2x5 with a double and an RBI...**2016:** Hit .285 (145x508) with 24 doubles, three triples, 11 homers, 76 RBI and a .327 OBP in 130 games between Double A Corpus Christi (95g) and Class A Advanced Lancaster (35g)...was named the Lancaster Player of the Month in April after hitting .301 (22x73) with six doubles, one triple, two homers, 11 RBI, two steals and an .835 OPS in 19 games during the month...was named an MiLB.com Organization All-Star...**2015:** Spent the entire season at Class A Quad Cities, batting .308 (129x419) with 27 doubles, 70 RBI and a .354 on-base percentage in 110 games...was a Midwest League Midseason and Postseason All-Star...named Quad Cities Player of the Month for July...**2014:** Was a New York-Penn League Midseason All-Star after hitting .300 (70x233) with 16 doubles and a .353 on-base percentage in 62 games with Tri-City in what was his first professional season...named the Top Star of the New York-Penn League All-Star Game after going 3x3 with an



RBI as the starting DH in the game...received Tri-City Player of the Month honors for July.

NICKLAUS DANIEL TANIELU

Year	Team	AVG	G	AB	R	H	2B	3B	HR	RBI	BB	SO	SB	CS	OBP	SLG	SF	SH	HB	E
2014	Tri-City (A)	.300	62	233	29	70	16	2	3	40	16	48	2	1	.353	.425	2	1	4	10
2015	Quad Cities (A)	.308	110	419	55	129	27	4	6	70	30	65	2	8	.354	.434	9	0	5	14
2016	Lancaster (A)	.372	35	137	23	51	9	2	4	29	7	22	5	1	.405	.555	2	0	2	6
	Corpus Christi (AA)	.253	95	371	35	94	15	1	7	47	22	60	1	1	.298	.356	3	2	3	12
2017	GCL Astros (R)	.400	2	5	0	2	1	0	0	1	0	0	0	0	.500	.600	0	0	1	0
2018	Corpus Christi (AA)	.287	29	115	16	33	5	0	4	22	9	12	1	0	.336	.435	1	0	0	3
	Fresno (AAA)	.289	76	277	40	80	17	1	5	37	19	38	2	2	.337	.412	2	1	2	14
2019	Round Rock (AAA)	.295	125	454	71	134	39	3	19	84	44	86	2	3	.360	.520	2	0	3	7
MINOR LEAGUE TOTALS		.295	534	2011	269	593	129	13	48	330	147	331	15	16	.346	.444	21	4	20	66

TANIELU CAREER TRANSACTIONS

- Selected by Houston in the 14th round of the June 2014 draft.



BLAKE TAYLOR

Born: 8/17/95 in Orange, CA

Opening Day Age: 24

Contract Status: Signed through 2020

Acquired: From New York (NL) along with OF Kenedy Corona in exchange for OF Jake Marisnick on Dec. 5, 2019.

Resides: Mission Viejo, CA

ML Service: 0.000

62

LHP

B/T

L/L

HEIGHT

6'3"

WEIGHT

220

CAREER HIGHLIGHTS

- Left-handed pitcher has gone 10-23 with a 4.08 ERA (146ER/321.2IP) and 292 strikeouts in 106 games (52 starts) in seven minor league seasons.
- Became a full-time relief pitcher in 2019 and saw strong results, posting a 2-3 record with a 2.16 ERA (16ER/66.2IP) and 74 strikeouts in 40 games between three levels of the Mets system (A Advanced, Double A, Triple A)...was named a Class A Advanced Florida State League Midseason All-Star.
- Played in the Arizona Fall League in 2019, posting an 0-1 record and a 2.00 ERA (2ER/9IP) with 11 strikeouts in seven games for Scottsdale.
- Pitched for Great Britain in the 2016 World Baseball Classic Qualifier, starting one game while posting a 4.50 ERA.

NOTES

- Graduated from Dana Hills High School in Dana Point, CA in 2013...went 2-3 with a 2.57 ERA and 59 strikeouts in 11 games as a senior...was a 2013 Rawlings Third-Team All-American and a California All-Region First-Team selection.
- Was committed to play at the University of Hawaii, but was selected by the Pirates in the second round of the 2013 MLB Draft...was signed by Pirates scout Brian Tracy.
- Was added to the Mets 40-man roster on Nov. 4, 2019...was traded one month later to the Astros on Dec. 5...is signed to a one-year contract for the 2020 season.

MINOR LEAGUES:

2019: Combined to post a 2-3 record with a 2.16 ERA (16ER/66.2IP), 10 saves 24 walks and 74 strikeouts in 40 games across three levels of the Mets minor league system...was his first season spent exclusively as a relief pitcher...began the year at Class A Advanced St. Lucie, where he was named a Florida State League Midseason All-Star...went 2-2 with a 2.63 ERA (8ER/27.1IP) in 21 games...was promoted to Double A Binghamton on June 10...posted a 0-1 record with a 1.85 ERA (8ER/39IP) and 45 strikeouts in 18 games with Binghamton...received a promotion to Triple A for his final outing of the season on Sept. 1...pitched for Scottsdale in the Arizona Fall League...went 0-1 with a 2.00 ERA (2ER/9IP) and 11 strikeouts in seven games...was traded to the Astros on Dec. 5 along with OF Kenedy Corona in exchange for OF Jake Marisnick...**2018:** Made 19 appearances in the Mets minor league system, going 3-8 with a 5.40 ERA (52ER/86.2IP) and 83 strikeouts in 19 games (18 starts)...spent the majority of the season at Class A Advanced St. Lucie (17g), but made two starts at Triple A Las Vegas (2-0, 4.09 ERA)...**2017:** Pitched the entire season at Class A Columbia, going 1-9 with a 4.94 ERA (47ER/85.2IP) in 18 games (17 starts)...**2016:** Made five appearances at Rookie Level Kingsport () in August in his return from Tommy



John surgery...**2015:** Combined to post a 2.25 ERA (3ER/12IP) in five games (two starts) between Class A Short Season Brooklyn (3g) and the GCL Mets (2g)...his last appearance of the season was July 21, as he underwent Tommy John surgery...**2014:** Was traded to the Mets along with RHP Zack Thornton and cash considerations in exchange for Ike Davis on April 18...posted a combined 4-1 record with a 3.95 ERA (18ER/41I) in 11 games (eight starts) between Rookie Level Kingsport (8g) and the GCL Mets (3g)...**2013:** Was sent to the Rookie Level GCL Pirates following his signing with Pittsburgh...put up a 2.57 ERA (6ER/21IP) in eight games (7 starts).

TABLE OF CONTENTS

TAYLOR

PLAYER DEVELOPMENT

2019 REVIEW

OPPONENTS

HISTORY AND RECORDS

SPRING TRAINING

MEDIA INFORMATION

MINUTE MAID PARK

BLAKE MICHAEL TAYLOR

Year	Team	W	L	ERA	G	GS	CG	SHO	SV	IP	H	R	ER	HR	HB	BB	SO	WP	BK	AVG
2013	GCL Pirates (R)	0	2	2.57	8	7	0	0	0	21.0	7	8	6	0	1	9	13	0	1	.104
2014	GCL Mets (R)	2	0	0.00	3	1	0	0	0	10.2	1	2	0	0	1	7	10	0	1	.029
	Kingsport (R)	2	1	5.34	8	7	0	0	0	30.1	41	21	18	1	1	23	20	2	0	.342
2015	GCL Mets (R)	0	0	6.00	2	0	0	0	0	3.0	4	3	2	0	1	0	3	0	0	.333
	Brooklyn (A)	0	0	1.00	3	2	0	0	0	9.0	6	1	1	0	0	3	5	0	0	.194
2016	Kingsport (R)	0	0	4.15	5	0	0	0	1	8.2	5	4	4	0	0	8	12	0	0	.167
2017	Columbia (A)	1	9	4.94	18	17	0	0	0	85.2	83	64	47	6	5	49	72	14	1	.253
2018	St. Lucie (A)	1	8	5.59	17	16	0	0	0	75.2	72	49	47	4	5	45	72	9	0	.250
	Las Vegas (AAA)	2	0	4.09	2	2	0	0	0	11.0	11	7	5	0	0	9	11	0	0	.282
2019	St. Lucie (A)	2	2	2.63	21	0	0	0	7	27.1	24	15	8	1	1	12	29	1	0	.233
	Binghamton (AA)	0	1	1.85	18	0	0	0	3	39.0	25	10	8	2	2	12	45	2	0	.179
	Syracuse (AAA)	0	0	0.00	1	0	0	0	0	0.1	0	0	0	0	0	0	0	0	0	.000
MINOR LEAGUE TOTALS		10	23	4.08	106	52	0	0	11	321.2	279	184	146	14	17	177	292	28	3	.234

TAYLOR CAREER TRANSACTIONS

- Selected by Pittsburgh in the second round of the June 2013 draft.
- Acquired by New York (NL) from Pittsburgh along with RHP Zack Thornton and cash considerations in exchange for IF Ike Davis on April 18, 2014.
- Acquired by Houston from New York (NL) along with OF Kenedy Corona in exchange for OF Jake Marisnick on Dec. 5, 2019.



ABRAHAM TORO

Born: 12/20/96 in Longueuil, CAN

Opening Day Age: 23

Contract Status: Signed through 2020

Acquired: Selected in the fifth round of the June 2016 draft.

Resides: Greenfield Park, CAN

ML Service: 0.039

31		
IF		
B/T	HEIGHT	WEIGHT
S/R	6'0	206

CAREER HIGHLIGHTS

- Switch-hitting third baseman made his MLB debut with the Astros in 2019, batting .218 (17x78) with three doubles, two triples, two homers and nine RBI in 25 games.
- Has combined for a .273 (364x1333) average with 83 doubles, 12 triples, 48 home runs and 210 RBI in 360 career minor league games from 2016-19.
- Became the eighth Canadian-born player to appear in a game for the Astros, and the first position player to do so since OF Terry Puhl (1977-80).
- Was the hero in Justin Verlander's third-career no-hitter on Sept. 1 at TOR...snapped a 0-0 scoreless tie with a two-out, two-run homer off RHP Ken Giles in the 9th inning to put Houston ahead 2-0...also made the final out of the no-hitter, a 5-3 putout...was originally out of the starting lineup that day until Yuli Gurriel was scratched pregame with a left elbow contusion.
- Was named the 2019 Astros Minor League Player of the Year after batting .324 with 31 doubles, four triples, 17 homers, 80 RBI and a .938 OPS (.411 OBP/.527 SLG) in 114 games between Triple A Round Rock (16g) and Double A Corpus Christi (98g).
- Was named the 2019 Canadian Baseball Network Minor League Offensive Player of the Year, also known as the Randall Echlin Award.
- Received Texas League Midseason and Postseason All-Star honors in 2019...was a 2018 Carolina League Midseason All-Star.
- Starred in the Arizona Fall League in 2018, posting a 1.023 OPS in 19 games for Scottsdale.

2019: Was named the Astros Minor League Player of the Year and made his Major League debut with the Astros in August as part of a breakout season that saw him advance from Double A to the Majors...made 20 starts for the Astros in August and September (all at third base), with the Astros going 14-6 in those games...began the season at Double A Corpus Christi following his first appearance at Major League Spring Training camp...was promoted to Triple A Round Rock on Aug. 1...was selected to the Major League roster on Aug. 22...made his MLB debut in a start at third base on Aug. 22 vs. LAA, going 0x4...became the fourth Canadian-born player to make his MLB debut with the Astros...also RHP Jason Green (2000), RHP Gordi Pladson (1979) and OF Terry Puhl (1977)...became the eighth Canadian-born player to appear in a game for Houston, and the first since LHP Erik Bedard in 2013...was the first position player to appear in a game for the Astros since OF Terry Puhl (1977-80)...recorded his first Major League hit on Aug. 23 vs. LAA as part of a 2x4 game...posted his first-career RBI on Aug. 25 vs. LAA...went 1x2 with three walks and his first-career Major League home run on Aug. 29 vs. TB...joined OF Terry Puhl as the only Canadian-born players in Astros history to hit a home run...became the youngest Canadian-born player all-time with three walks and a home run in a single game, surpassing Russell Martin, who did so at 25 years of age on April 30, 2008 for the Dodgers...hit a two-out, two-run homer in the 9th inning off Jays closer RHP Ken Giles on Sept. 1 at TOR, snapping a 0-0 scoreless tie in what became RHP Justin Verlander's third-career no-hitter...was inserted into the starting lineup after Yuli Gurriel was scratched pregame with a left elbow contusion...also made the final out of the no-hitter, a 5-3 putout...became the fifth Canadian-born player in MLB history to hit two home runs over his first eight MLB games...also Danny Klassen

NOTES

- Grew up in Longueuil, Quebec, Canada, which is just east of Montreal...played soccer and volleyball as a youth, before picking up baseball at the age of 14...played at Edouard Montpetit HS in Montreal, graduating in 2015.
- Went on to play one season collegiately, at Seminole State Junior College in Central Oklahoma...hit .439 (90x205) with 14 doubles, 20 homers and 86 RBI in 55 games with Seminole State in 2016...was selected by Houston in the fifth round of the 2016 MLB Draft...signed by Astros scout Jim Stevenson.
- Is from a Venezuelan family and grew up in Quebec, therefore he speaks Spanish, French and English.
- Is signed to a one-year contract for the 2020 season...was added to the Astros 40-man roster on Aug. 22, 2019.

(3), Joey Votto, Brett Lawrie and Dave McKay...in 114 minor league games between Triple A Round Rock (16g) and Double A Corpus Christi (98g), hit .324 with 31 doubles, 4 triples, 17 homers, 80 RBI and a .938 OPS (.411 OBP/.527 SLG)...was a Double A Texas League Midseason and Postseason All-Star after batting .306 with 16 home runs and a .906 OPS (.393 OBP/.513 SLG) in 98 games with the Hooks...hit .424 in limited action at Triple A (16 games)...during his 16 games at Triple A, ranked among the top-three Pacific Coast League hitters in hits (28), batting average and OBP (.506)...was named the Texas League Player of the Week for the week of May 6-12...hit .381 with two homers and eight RBI in six games during the week...led the Texas League in OPS and OBP while ranking second in batting average and slugging percentage...recorded five hits on Aug. 8 while playing for Triple A Round Rock.

MINOR LEAGUES:

2018: Began his third professional season at Class A Advanced Buies Creek, where he appeared in 83 games, en route to being named a Carolina League Midseason All-Star...hit .257 (76x296) with 20 doubles, 14 home runs, 56 RBI and an .834 OPS as a BC Astro...named the Carolina League Player of the Week on June 24...promoted to Double A Corpus Christi on July 6 and finished his season with the Hooks...combined to hit .247 (117x474) with 35 doubles, 16 home runs and 78 RBI in 133 games on the season...following the season, played in 19 games for Scottsdale in the Arizona Fall League, hitting .348 (23x66) with six doubles, two home runs, eight RBI and a 1.023 OPS...recorded 12 walks to his 12 strikeouts...**2017:** Split his second professional season between Class A Short-Season Tri-City and Class A Quad Cities, combining to hit .246 (59x240) with 11 doubles, 15 home runs, 33 RBI and an .859 OPS in 69 games...**2016:** After completing his collegiate season, was selected by the Astros in the fifth round of the draft on June 10...signed on June 20 and reported to Rookie Level Greeneville...played in 44 games for the Astros, but did not hit a home run.

ABRAHAM JOSUE TORO

Year	Team	AVG	G	AB	R	H	2B	3B	HR	RBI	BB	SO	SB	CS	OBP	SLG	SF	SH	HB	E
2016	Greeneville (R)	.254	44	177	20	45	6	3	0	19	10	31	2	1	.301	.322	3	0	3	3
2017	Tri-City (A)	.292	32	106	21	31	8	0	6	16	19	21	1	3	.414	.538	0	0	3	2
	Quad Cities (A)	.209	37	134	25	28	3	2	9	17	21	30	2	0	.323	.463	1	0	2	3
2018	Buies Creek (A)	.257	83	296	54	76	20	1	14	56	45	62	5	1	.361	.473	3	0	5	8
	Corpus Christi (AA)	.230	50	178	16	41	15	2	2	22	17	46	3	3	.317	.371	1	0	6	5
2019	Corpus Christi (AA)	.306	98	376	65	115	22	4	16	70	48	77	4	1	.393	.513	3	0	8	6
	Round Rock (AAA)	.424	16	66	17	28	9	0	1	10	10	5	0	1	.506	.606	1	0	2	1
	HOUSTON	.218	25	78	13	17	3	2	2	9	9	19	1	1	.303	.385	1	0	1	2
	MINOR LEAGUE TOTALS	.273	360	1333	218	364	83	12	48	210	170	272	17	10	.365	.461	12	0	29	28
	MAJOR LEAGUE TOTALS	.218	25	78	13	17	3	2	2	9	9	19	1	1	.303	.385	1	0	1	2

TORO CAREER TRANSACTIONS

- Selected by Houston in the fifth round of the June 2016 draft.

TORO GAME HIGHS

Hits: 2 (4x) -- last, Sept. 15, 2019 at Kansas City
Home Runs: 1 (2x) -- last, Sept. 1, 2019 at Toronto
RBI: 3 -- Sept. 15, 2019 at Kansas City
Stolen Bases: 1 -- Sept. 2, 2019 at Milwaukee
Longest Hitting Streak: 4 -- Sept. 7-10, 2019
Career Grand Slams: none

TORO CAREER FIELDING

YEAR	POSITION	PCT.	G	PO	A	E	TC	DP
2019	Third Base	.962	24	14	37	2	53	4
	First Base	1.000	1	4	0	0	4	1
TOTALS	Third Base	.962	24	14	37	2	53	4
	First Base	1.000	1	4	0	0	4	1



KYLE TUCKER

Born: 1/17/97 in Tampa, FL

Opening Day Age: 23

Contract Status: Signed through 2020

Acquired: Selected in the first round (fifth overall) of the June 2015 draft.

Resides: Tampa, FL

ML Service: 0.079

30		
OF		
B/T	HEIGHT	WEIGHT
L/R	6'4	199

CAREER HIGHLIGHTS

- Left-handed hitting outfielder has played in the Majors with Houston in each of the last two seasons (2018-19), combining to hit .206 (27x131) with eight doubles, one triple, four homers, 15 RBI and six stolen bases in 50 games.
- Was the Astros primary bat off the bench during their 2019 postseason run...in Game 1 of the World Series, became the seventh-youngest player in MLB history to record a hit as a pinch-hitter in a World Series game (22 years, 278 days).
- Is a two-time Astros Minor League Player of the Year Award winner, as he received the honor in 2017 and 2018...in 2018, was named the *Baseball America* Triple A Player of the Year, leading all Triple A hitters in OPS (.989) while posting a 20-homer, 20-stolen base season (24 HR, 20 SB)...in 2017, was one of 10 minor leaguers to reach at least 20 homers and 20 steals (25 HR, 21 SB).
- In 2019, became the fifth player in the history of the Triple A Pacific Coast League to have a 30-homer, 30-stolen base season, as he notched 34 homers and 30 steals in 125 games with Triple A Round Rock.
- Entering the 2019 season, was ranked by MLB.com as the No. 5 prospect in baseball.
- Started in right field at the 2017 SiriusXM All-Star Futures Game, going 1x3 with an RBI.
- Was named to the 2017 Arizona Fall League Rising Stars Game.
- Has been named an MLB.com Organization All-Star three times (2016-18)...was a 2019 Pacific Coast League Midseason and Postseason All-Star, a 2018 Pacific Coast League Midseason All-Star and a 2016 Midwest League Midseason All-Star...received *Baseball America* Triple A All-Star honors in 2018.

2019: Had a strong 22-game stint in the Majors as a September call-up after spending the majority of the season at Triple A Round Rock...posted an .857 OPS (.319 OBP/.537 SLG) and was successful in all five of his stolen base attempts with Houston...made 12 starts: seven in left field and five in right field...began the season at Triple A Round Rock...was recalled to Houston on Sept. 2 and was with the club through the remainder of the season...hit his first-career homer on Sept. 5 vs. SEA...also hit a game-tying RBI-single with two outs in the 12th inning on Sept. 5 vs. SEA...hit a pinch-hit double on Sept. 7 vs. SEA, his first-career hit in the pinch...scored the game-winning run...on Sept. 8 vs. SEA, went 2x5 with two doubles, two runs scored, a walk and three RBI...set a single-game career-high for RBI and tied his career-high for hits...went 4x4 with a run scored, an RBI and two steals on Sept. 14 at KC, setting a career-high for hits in a game...at 22 years, 240 days old, became the third-youngest player in club history to record four hits and two steals in a game, behind Cesar Cedeno (21.058 in 1972) and Sonny Jackson (22.015 in 1966)...went 1x6 with a two-run homer and a stolen base on Sept. 16 at KC in his first-career start batting leadoff...homered in consecutive games for the first time in his career from Sept. 25-26...batted .167 (2x12) with three walks in nine postseason games, mostly as a pinch-hitter...made his first career postseason start in Game 2 of the ALDS in right field, where he drew a walk...became the second-youngest player in Astros history to start a postseason game in the outfield, behind Richard Hidalgo, who started two games in the 1997 NLDS (22 years 95 days old)...in Game 1 of the World Series, became the seventh-youngest player in MLB history to record a hit as a pinch-hitter in a World Series game (22 years, 278 days), and

NOTES

- Graduated from H.B. Plant High School in Tampa, Fla. in 2015...batted .484 with a .581 OBP and 10 home runs as a senior en route to receiving 2015 Florida Gatorade Player of the Year honors, an award that has been won by Derek Jeter, Chipper Jones, David Price, Roy Halladay and Lance McCullers Jr...was a two-time Tampa Tribune Baseball Athlete of the Year award winner.
- His older brother is former Astros outfielder Preston Tucker...Kyle broke Preston's Plant High School record for most career home runs by hitting 31 in his career.
- Was selected by the Astros with the fifth overall pick in the 2015 draft...was committed to the University of Florida, but chose to sign with the Astros and scout John Martin.
- Is signed to a one-year contract that runs through the 2020 season.

the youngest since Rafael Devers in Game 4 of the 2018 WS (22 years, 3 days)...in 125 games at Triple A Round Rock, hit .266 with 26 doubles, three triples, 34 homers, 97 RBI, 30 stolen bases and a .909 OPS (.354 OBP/.555 SLG)...became the fifth player in Pacific Coast League history to put together a 30-homer, 30-stolen base season, joining Joc Pederson (2014), Frank Demaree (1934), Lefty O'Doul (1927) and Tony Lazerri (1925)...was named to the Triple A Pacific Coast League Midseason and Postseason All-Star teams...received PCL May Player of the Month honors, and Astros May Player of the Month honors after hitting .333 with seven doubles, two triples, 11 homers, 28 RBI and a 1.169 OPS (.429 OBP/.741 SLG) in 28 games during the month...on the season, led the PCL in stolen bases and ranked fifth in homers, tied for seventh in extra-base hits (63) and eighth in RBI.

2018: Was named the Astros Minor League Player of the Year for the second consecutive season...made his Major League debut with the Astros and played in 28 games...was also named the *Baseball America* Triple A Player of the Year...had a scorching-hot Spring Training in which he hit .409 (18x44) with five homers and 21 RBI as a non-roster invitee at Astros camp...began the season at Triple A Fresno...was selected to the Major League roster on July 7 and made his MLB debut that night in a start in left field (1x4)...was the youngest active player in the American League when he made his debut...at 21 years, 171 days old, became the youngest Astros player to make his MLB debut since Carlos Correa debuted at 20 years, 259 days old on June 8, 2015 at CWS...became the fifth-youngest player in club history to record a hit and an RBI in his MLB debut, behind Carlos Correa (20 in 2015), Tom Wiedenbauer (20 in 1979), John Paciorek (18 in 1963) and Rusty Staub (19 in 1963)...went 2x4 with a double, three runs, a HBP and a steal on July 10 vs. OAK...marked his first career extra-base hit and stolen base in the Major Leagues...became the fourth-youngest player in franchise history to have a game with at least three runs, multiple hits and a steal, behind Carlos Correa (2015), Jose Altuve (2011) and Cesar Cedeño (1972)...recorded a pinch-hit, two-run triple off Wade Davis on July 24 at COL in the 10th inning...became the first Astros player with a pinch-hit triple since Travis Buck on April 7, 2012 vs. COL...batted .332 with 27 doubles, three triples, 24 homers, 93 RBI, 20 stolen bases and a .989 OPS (.400 OBP/.590 SLG) in 100 games with Triple A Fresno...was named the *Baseball America* Triple A Player of the Year and a *Baseball America* First Team Minor League All-Star...led all Triple A hitters in OPS and ranked third in batting average despite being the second-youngest player at the Triple A level...was named a Pacific Coast League Midseason All-Star...also received two PCL Player of the Week awards (June 18-24; Aug. 20-26)...was named the PCL August Player of the Month and the Astros August Minor League Player of the Month...batted .471 (33x70) with three doubles, 10 home runs, 27 RBI, six stolen bases and a 1.485 OPS (.542 OBP/.943 SLG) in just 17 games with Triple A Fresno in August...homered in three consecutive games from Aug. 6-9, and then homered in four consecutive games from Aug. 22-25, tallying six total home runs in that four-game span...also was named the Astros June Minor League Player of the Month.

MINOR LEAGUES:

2017: Was named the Astros Minor League Player of the Year after hitting .274 (127x464) with 33 doubles, five triples, 25 homers, 90 RBI, 21 steals and an .874 OPS (.346 OBP/.528 SLG) in 120 games between Double A Corpus Christi (72g) and Class A Advanced Buies Creek (48g)...was one of 10 players in all of minor league baseball to reach 20 homers and 20 steals on the season...at 20 years old, was one of the youngest players in both leagues he played in...was the fifth-youngest position player in the Carolina League, and the second-youngest position player in the Texas League...began the season at Buies Creek, where he hit .288 (51x177) with 12 doubles, nine homers, 43 RBI and a .932 OPS (.379 OBP/.554 SLG) in 48 games...went 4x5 with two doubles, one homer and seven RBI on April 15 at Winston-Salem...named the Astros April Minor League Player of the Month after hitting .301 (25x83) with seven doubles, three triples, three homers, 23 RBI, six steals and a .939 OPS (.372 OBP/.566 SLG) in 23 games in April...led the Carolina League in RBI and ranked tied for first in extra-base hits during the month...had back-to-back multi-homer games from May 6-7 at Myrtle Beach...reached base safely in 27 consecutive games from April 20-May 20...was promoted to Double A on May 30...at the time of his promotion, ranked fourth in the Carolina League in OPS and fifth in homers...went on to hit .265 (76x287) with 21 doubles, 16 homers, 47 RBI and an .837 OPS (.325 OBP/.512 SLG) in 72 games at Corpus Christi...represented the Astros at the 2017 SiriusXM All-Star Futures Game, starting in right field and going 1x3 with an RBI...was named an MiLB.com Organization All-Star...played for Mesa in the Arizona Fall League and was named an AFL Rising Star...hit .214 (18x84) with six doubles and nine RBI in 22 games in the AFL...**2016:** Received Midwest League Midseason All-Star honors in his first full minor league season...hit .285 (123x432) with 25 doubles, seven triples, nine homers, 69 RBI, 32 steals and a .360 on-base percentage in 117 games split between Class A Advanced Lancaster (16g) and Class A Quad Cities (101g)...was an MiLB.com Organization All-Star...began the year at Quad Cities, hitting .276 (103x373) with 19 doubles in 101 games...named the River Bandits May Player of the Month...received Midwest League Player of the Week honors for the week of Aug. 1-7...hit .339 (20x59) with 11 extra-base hits and a 1.096 OPS in 16 games with Lancaster to end the season...**2015:** Made his pro debut, hitting .246 (57x232) in 63 games with the GCL Astros (33g) and Greeneville Astros (30g)...hit well at Greeneville, batting .286 (32x112) with nine doubles and 20 RBI in 30 games.

KYLE DANIEL TUCKER

Year	Team	AVG	G	AB	R	H	2B	3B	HR	RBI	BB	SO	SB	CS	OBP	SLG	SF	SH	HB	E
2015	GCL Astros (R)	.208	33	120	19	25	3	2	2	13	9	14	4	2	.267	.317	1	2	1	0
	Greeneville (A)	.286	30	112	11	32	9	0	1	20	7	15	14	2	.322	.393	2	0	0	1
2016	Quad Cities (A)	.276	101	373	43	103	19	5	6	56	40	75	31	9	.348	.402	9	0	6	3
	Lancaster (A)	.339	16	59	13	20	6	2	3	13	10	6	1	3	.435	.661	0	0	0	0
2017	Buies Creek (A)	.288	48	177	31	51	12	4	9	43	24	45	13	5	.379	.554	2	0	3	2
	Corpus Christi (AA)	.265	72	287	39	76	21	1	16	47	22	64	8	4	.325	.512	3	0	5	1
2018	Fresno (AAA)	.332	100	407	86	135	27	3	24	93	48	84	20	4	.400	.590	6	1	2	1
	HOUSTON	.141	28	64	10	9	2	1	0	4	6	13	1	1	.236	.203	0	0	2	2
2019	Round Rock (AAA)	.266	125	463	92	123	26	3	34	97	60	116	30	5	.354	.555	5	0	6	1
	HOUSTON	.269	22	67	15	18	6	0	4	11	4	20	5	0	.319	.537	0	0	1	1
MINOR LEAGUE TOTALS		.283	525	1998	334	565	123	20	95	382	220	419	121	34	.356	.507	3	2	1	9
MAJOR LEAGUE TOTALS		.206	50	131	25	27	8	1	4	15	10	33	6	1	.278	.374	0	0	3	3

DIVISION SERIES RECORD

Year	Team/Opponent	AVG	G	AB	R	H	2B	3B	HR	RBI	BB	SO	SB	CS	OBP	SLG	SF	SH	HB	E
2019	HOU/TB	.000	2	4	0	0	0	0	0	0	1	2	0	0	.200	.000	0	0	0	0

CHAMPIONSHIP SERIES RECORD

Year	Team/Opponent	AVG	G	AB	R	H	2B	3B	HR	RBI	BB	SO	SB	CS	OBP	SLG	SF	SH	HB	E
2019	HOU/NYY	.250	2	4	0	1	0	0	0	0	0	2	0	0	.250	.250	0	0	0	0

WORLD SERIES RECORD

Year	Team/Opponent	AVG	G	AB	R	H	2B	3B	HR	RBI	BB	SO	SB	CS	OBP	SLG	SF	SH	HB	E
2019	HOU/WSH	.250	5	4	2	1	0	0	0	0	2	3	1	0	.500	.250	0	0	0	0

TUCKER CAREER TRANSACTIONS

- Selected by Houston in the first round (fifth overall) of the June 2015 draft.

TUCKER GAME HIGHS

Hits: 4 -- Sept. 14, 2019 at Kansas City
Home Runs: 1 (4x) -- last, Sept. 26, 2019 at Los Angeles (AL)
RBI: 3 -- Sept. 8, 2019 vs. Seattle
Stolen Bases: 2 -- Sept. 14, 2019 at Kansas City
Longest Hitting Streak: 4 -- Sept. 5-8, 2019
Career Grand Slams: none

TUCKER CAREER FIELDING

YEAR	POSITION	PCT.	G	PO	A	E	TC	DP
2019	Outfield	1.000	19	32	1	0	33	0
	First Base	.929	4	12	1	1	14	1
TOTALS	Outfield	1.000	19	32	1	0	33	0
	First Base	.929	4	12	1	1	14	1



JOSE URQUIDY

Born: 5/1/95 in Mazatlan, MEX

Opening Day Age: 24

Contract Status: Signed through 2020

Acquired: Signed as a non-drafted free agent on March 2, 2015.

Resides: Mazatlan, MEX

ML Service: 0.049

65

OF

HT	WEIGHT	BAT
6'0"	217	R/R

TABLE OF CONTENTS

URQUIDY

PLAYER DEVELOPMENT

2019 REVIEW

OPPONENTS

HISTORY AND RECORDS

SPRING TRAINING

MEDIA INFORMATION

MINUTE MAID PARK

CAREER HIGHLIGHTS

- Right-hander made his Major League debut with Houston in 2019, posting a 2-1 record with a 3.95 ERA (18ER/41IP), seven walks and 40 strikeouts...made four appearances in the 2019 postseason (1 start), going 1-0 with a 0.90 ERA (1ER/10IP), two walks and 12 strikeouts.
- Is entering his sixth year with Houston...has gone 17-13 with a 3.37 ERA (121ER/323.1IP) and 351 strikeouts in 68 games (55 starts) in the minor leagues from 2015-19...missed the entire 2017 season while recovering from Tommy John surgery.
- Became the Astros first homegrown Mexican-born player to appear in a Major League game for the franchise...also became the second Mexican-born pitcher to start a game for Houston, joining RHP Edgar Gonzalez (2012).
- Started Game 4 of the 2019 World Series at WSH, tossing 5.0 scoreless innings while earning the win in Houston's 8-1 victory...became the third Mexican-born pitcher to earn a win in the World Series, joining LHP Fernando Valenzuela (1981) and RHP Aurelio Lopez (1984).

NOTES

- Signed by the Astros as a non-drafted free agent out of Mazatlan, Sinaloa, Mexico on March 2, 2015...signed by Astros scouts Oz Ocampo, Carlos Alfonso and Raul Lopez.
- Formerly used the last name 'Hernandez'...has used the last name "Urquidy" since the start of the 2019 season...Urquidy is his mother's last name.
- Played youth baseball with Astros closer Roberto Osuna as the two were growing up in Sinaloa, Mexico.
- Is signed to a one-year contract through the 2019 season...was added to the 40-man roster on July 2, 2019, the date of his MLB debut.

2019: Had an impressive nine-game showing in the Majors with Houston after making his MLB debut...recorded 40 strikeouts to just seven walks, while going 2-1 with a 3.95 ERA (18ER/41IP)...allowed one run-or-fewer in each of his last four appearances of the season, posting a 1.50 ERA (3ER/18.0IP)...became the first homegrown Mexican-born player to appear in a game for the Astros...overall, became the 10th Mexican-born player to appear in a game for Houston, and just the second Mexican-born pitcher to start a game for Houston, joining RHP Edgar Gonzalez, who started six games for the 2012 Astros...became the fifth player in Major League history from Mazatlan, Mexico, and the first since RHP Walter Silva appeared in six games for the Padres in 2009...began the season at Double A Corpus Christi and was promoted to Triple A on May 15...selected to the Major League roster from Triple A on July 2...optioned to Triple A on July 7...recalled from Triple A on July 20...optioned to Triple A on Aug. 1...recalled to Houston for a final time on Aug. 31...made his MLB debut on July 2 at COL, throwing 3.2 innings and allowing two runs on six hits in a 9-8 Astros win...became the seventh Astros player to make his MLB debut in 2019 and the first to make his MLB debut as a starting pitcher since RHP Corbin Martin on May 12, 2019 vs. TEX (2ER/5.1IP)...on July 7 vs. LAA, became the 14th Mexican-born pitcher to make a start at Minute Maid Park and the first since Yovani Gallardo on July 27, 2018...recorded his first-career Major League win on July 20 vs. TEX...pitched 7.0 innings of one-run ball, striking out nine with no walks and two hits allowed in the Astros 6-1 win over the Rangers...set single-game career highs in innings pitched and strikeouts...his nine strikeouts marked the most by a Mexican-born pitcher in Minute Maid Park history...became the 12th Mexican-born pitcher to earn a win at Minute Maid Park, and the second for the Astros, joining Roberto Osuna...struck out 17 batters while walking just one over his first three MLB starts (13IP)...marked the fewest walks over a player's first three starts in club history...also had the fewest walks over a pitcher's first four starts in club history (3)...his 23 strikeouts were the fifth-most over a pitcher's first four games in franchise history, and the most since RHP Josh James fanned 24 batters over his first four games in 2018...struck out a career-high 10 batters over 5.0 innings of one-run ball on Sept. 11 vs. OAK...allowed just one hit...became the fourth Mexican-born pitcher in MLB history to record a start with 10+ strikeouts and one hit-or-fewer, joining Jaime García (4/14/16 vs. MIL), Oliver Pérez (7/7/02 at COL) and Francisco Córdova (7/12/97 vs. HOU)...allowed just three hits in 6.0 scoreless innings on Sept 27 at LAA...marked his first scoreless appearance

MINOR LEAGUES:

JOSE LUIS URQUIDY

DIVISION SERIES RECORD

CHAMPIONSHIP SERIES RECORD

WORLD SERIES RECORD

URQUIDY CAREER TRANSACTIONS

- 214



URQUIDY GAME HIGHS

Longest Winning Streak:1 (2x) -- last, Sept. 27, 2019-current
Longest Losing Streak:1 -- July 31, 2019
Strikeouts:10 -- Sept. 11, 2019 vs. Oakland
Walks:2 -- July 26, 2019 at St. Louis
Innings (starter):7.0 -- July 20, 2019 vs. Texas
Innings (relief):4.0 -- Sept. 5, 2019 vs. Seattle
Low-Hit Game (CG):none

FRAMBER
VALDEZ

Born: 11/19/93 in Palenque, DR

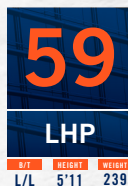
Opening Day Age: 26

Contract Status: Signed through 2020

Acquired: Signed as a non-drafted free agent on March 18, 2015.

Resides: San Cristobal, DR

ML Service: 0.163



CAREER HIGHLIGHTS

- Left-hander has gone 8-8 with a 4.60 ERA (55ER/107.2IP) and 102 strikeouts in 34 games (13 starts) in the Major Leagues with Houston from 2018-19.
- Has been a groundball machine during his young Major League career...owns a career 64.9% groundball rate, which ranks as the third-best mark among Major Leaguers with at least 100 innings pitched from 2018-19, behind only Zack Britton (75.8%) and T.J. McFarland (65%).
- Has held left-handed hitters to a .175 batting average (18x103) and a .589 OPS during his time in the Majors.
- Debuted to a 4-1 record and a 2.19 ERA (9ER/37IP) in eight Major League games, including five starts, in 2018...made his MLB debut on Aug. 21, 2018 at SEA (0ER/4.1IP), earning the win, and followed that up by winning his first Major League start on Aug. 26 at LAA (1ER/5IP)...became the fifth pitcher in franchise history to earn a win in his first two Major League appearances...also Bill Dawley (1983), Mark Lemongello (1976), J.R. Richard (1971) and Don Wilson (1966-67).
- Named a Double A Texas League All-Star in 2018 before being promoted midseason...finished the season ranking third in the league in strikeouts, with 120 in his 94.1 innings pitched.
- While he was not a member of Major League Spring Training camp in 2017, he did impress in five Spring Training games with the Astros as a minor league call-up...struck out seven batters in his 7.0 innings with the Major League club in 2017 Spring Training.
- Pitched in the Arizona Fall League in 2017, going 1-1 with a 3.20 ERA (7ER/19.2IP) and 14 strikeouts in six starts for the Mesa Solar Sox.

2019: Began the season with the Astros, but ended up splitting the season between Houston and Triple A Round Rock...made eight starts with Houston, going 2-4 with a 7.07 ERA (28ER/35.2IP)...in his 18 relief outings, went 2-3 with a 4.63 ERA (18ER/35IP)...started the season on the Astros Opening Day roster for the first time in his career...optioned to Triple A Round Rock on April 11...recalled to Houston on April 21...optioned to Round Rock on June 27...recalled to Houston July 11...optioned to Round Rock on July 16...recalled to Houston on Aug. 25...in six games in April, posted a 2.89 ERA (3ER/9.1IP) with 10 strikeouts...threw a career-high 7.0 innings, allowing one earned run on five hits, while striking out seven batters on June 8 vs. BAL...had a season-high eight strikeouts on June 15 vs. TOR and Aug. 25 vs. LAA...dominated Triple A hitters, posting a 3.25 ERA (16ER/44.1IP) with 69 strikeouts and a .185 opponent batting average in 10 games (seven starts)...recorded three double-digit strikeout games with Round Rock...struck out a career-high 13 batters in 6.2 innings on Aug. 12 at Albuquerque.

NOTES

- Was signed by the Astros as a 21-year-old non-drafted free agent out of the Dominican Republic on March 18, 2015...did not start pitching until he was 16 years old...signed by Astros scouts Oz Ocampo, Tom Shafer, Roman Ocumarez and David Brito.
- Added to the Astros Major League roster in September of 2018...signed to a one-year contract that runs through the 2020 season.

2018: Made his Major League debut in August and dazzled over the final two months of the season...generated groundballs at an extremely high rate, posting a 70.3% groundball rate and a 4.27 groundball to flyball ratio...among MLB rookies with at least 30.0 innings pitched, ranked first in groundball rate, second in ERA and sixth in opponent batting average (.175)...was successful as both a starter and a reliever...went 2-1 with a 2.59 ERA (7ER/24.1IP) and 20 strikeouts in his five starts, and 2-0 with a 1.42 ERA (2ER/12.2IP) in three relief appearances...left-handed hitters went just 4x32 (.125) with no extra-base hits against him...began the season at Double A Corpus Christi...was promoted to Triple A Fresno on Aug. 8...was selected to the Major League roster on Aug. 21...made his MLB debut on Aug. 21 at SEA, tossing 4.1 innings of relief...allowed one unearned run on two hits, striking out four while leading the Astros to a 3-2 win...earned his first Major League victory...entered the game in the 2nd inning with two on and two outs and got the Astros out of the jam unscathed...became the fifth pitcher in club history to throw 4.1+ relief innings in a MLB debut, and just the second to do so while recording a win, joining Don Wilson, who threw 6.0 innings and got the win in his debut on Sept. 29, 1966 at CIN...became the second pitcher in Astros history to throw 4.1+ relief innings without allowing an earned run in a Major League debut, joining Joe Musgrove, who went 4.1 scoreless innings his debut on Aug. 2, 2016 vs. TOR...made his first Major League start on Aug. 26 at LAA and tossed 5.0 innings, allowing one run on two hits with three walks and three strikeouts in the Astros 3-1 win...got his second Major League victory and first as a starter...became the fifth pitcher in franchise history to earn a win in his first two Major League appearances...also Bill Dawley (1983), Mark Lemongello (1976), J.R. Richard (1971) and Don Wilson (1966-67)...became the first pitcher in Astros history to go 4.0+ innings pitched while allowing one run or fewer in each of his first four career appearances in the Major Leagues...also became the sixth pitcher in MLB history to start a career like this, joining Fernando Valenzuela (7g in 1981), Cliff Markle (5g from 1915-16), Kenta Maeda (4g in 2016), Cody Anderson (4g in 2015) and Drew Smyly (4g in 2012)...became the second pitcher in franchise history to allow two hits or fewer in each of his first two starts in the Majors, joining Taylor Buchholz (2006)...on Sept. 23 vs. LAA, provided the Astros with 6.0 innings of one-run ball, striking out nine in relief of Charlie Morton, who left the game after the 1st inning with discomfort in his right shoulder...the 6.0 innings and nine strikeouts both marked new career-highs...became the first Astros pitcher to toss at least 6.0 innings in a relief outing since Dave Borkowski on Aug. 15, 2006 vs. CHC...became the first Astros pitcher to strike out nine batters in a relief appearance since Jerry Reuss fanned 10 batters in 7.1 relief innings on Sept. 22, 1972 vs. CIN...24-year-old also became the youngest left-handed pitcher to strike out nine batters in a relief appearance since a 23-year-old Johan Santana struck out nine batters in 4.1 innings of relief innings on Sept. 2, 2002...in 22 combined games (14 starts) between Double A Corpus Christi (20g) and Triple A Fresno (2g), went 6-5 with a 4.11 ERA (47ER/103IP) and 129 strikeouts...prior to his promotion to Triple A, was leading the Double A Corpus Christi Hooks in strikeouts with 120, which also ranked second in the Texas League...was a Double A Texas League Midseason All-Star...named the Astros Minor League Pitcher of the Month for July after posting a 0.40 ERA (1ER/22.1IP) in four appearances, including three starts...had his best minor league start of the season on July 30 vs. San Antonio, tossing 7.2 scoreless innings, allowing just two hits, while punching out 12.

MINOR LEAGUES:

2017: Went a combined 7-8 with a 4.16 ERA (51ER/110.1IP) and 126 strikeouts in 25 games (18 starts) between Double A Corpus Christi (12g) and Class A Advanced Buies Creek (13g)...impressed in five Spring Training games with the Astros as a minor league call-up, striking out seven batters in 7.0 innings...began the season at Buies Creek, where he went 2-3 with a 2.79 ERA (19ER/61.1IP), 29 walks, 73 strikeouts and a .185 opponent batting average in 13 games (9 starts)...his final start at the level was a gem on June 28 vs. Carolina...struck out 11 batters over 8.0 innings of one-run ball, surrendering just three hits...was then moved up to Double A Corpus Christi where he posted a 5-5 record and a 5.88 ERA (32ER/49IP) with 53 strikeouts in 12 games (9 starts)...pitched in the Arizona Fall League in 2017, going 1-1 with a 3.20 ERA (7ER/19.2IP) and 14 strikeouts in six starts for the Mesa Solar Sox...**2016:** Pitched at four levels in the Astros system, combining to go 4-5 with a 3.19 ERA (26ER/73.1IP) and 79 strikeouts...began the year at Rookie Level Greeneville...allowed two runs in two starts and 10.2 innings (1.69 ERA), striking out 15...was named the Appalachian League Pitcher of the Week for the week of June 27-July 3...threw 6.0 shutout innings on July 2 vs. Kingsport, striking out eight and allowing one hit...moved up to Tri-City and went 2-1 with a 3.74 ERA (9ER/21.2IP) and 28 strikeouts in five games (2 starts)...was promoted to Class A Quad Cities and also found success, posting a 3.06 ERA (12ER/35.1IP) and 35 strikeouts with one complete game in six starts...ended the year at Class A Advanced Lancaster, making one start (3ER/5.2IP)...**2015:** Began his professional career with the Dominican Summer League Astros, going 4-1 with a 3.68 ERA (15ER/36.2IP) and 36 strikeouts in 16 games.



FRAMBER VALDEZ PINALES

Year	Team	W	L	ERA	G	GS	CG	SHO	SV	IP	H	R	ER	HR	HB	BB	SO	WP	BK	AVG
2015	DSL Astros Blue (R)	4	1	3.68	16	0	0	0	3	36.2	36	19	15	1	2	17	36	9	1	.259
2016	Greeneville (R)	1	0	1.69	2	2	0	0	0	10.2	7	2	2	0	1	3	15	0	1	.179
	Tri-City (A)	2	1	3.74	5	2	0	0	0	21.2	22	10	9	0	2	7	28	1	0	.259
	Quad Cities (A)	1	3	3.06	6	6	1	0	0	35.1	31	15	12	1	1	11	35	2	0	.244
	Lancaster (A)	0	1	4.76	1	1	0	0	0	5.2	8	5	3	0	0	2	1	0	0	.333
2017	Buies Creek (A)	2	3	2.79	13	9	0	0	1	61.1	41	24	19	3	3	29	73	6	1	.185
	Corpus Christi (AA)	5	5	5.88	12	9	0	0	0	49.0	60	33	32	4	5	23	53	3	1	.306
2018	Corpus Christi (AA)	4	5	4.10	20	13	0	0	1	94.1	92	47	43	7	4	29	120	1	2	.256
	Fresno (AAA)	2	0	4.15	2	1	0	0	0	8.2	8	4	4	0	1	3	9	0	0	.250
	HOUSTON	4	1	2.19	8	5	0	0	0	37.0	22	10	9	3	4	24	34	5	0	.175
2019	HOUSTON	4	7	5.86	26	8	0	0	0	70.2	74	51	46	9	4	44	68	4	1	.267
	Round Rock (AAA)	5	2	3.25	10	7	0	0	1	44.1	29	18	16	3	4	17	69	5	2	.185
MINOR LEAGUE TOTALS		26	21	3.79	87	50	1	0	6	367.2	334	177	155	19	23	141	439	27	8	.242
MAJOR LEAGUE TOTALS		8	8	4.60	34	13	0	0	0	107.2	96	61	55	12	8	68	102	9	1	.238

VALDEZ CAREER TRANSACTIONS

• Signed as a non-drafted free agent on March 18, 2015.

VALDEZ GAME HIGHS

Longest Winning Streak:2 (3x) -- last, June 3-15, 2019
Longest Losing Streak:4 -- June 20-July 15, 2019
Strikeouts:9 -- Sept. 23, 2018 vs. Los Angeles (AL)
Walks:6 -- Sept. 6, 2019 vs. Seattle
Innings (starter):7.0 -- June 8, 2019 vs. Baltimore
Innings (relief):6.0 -- Sept. 23, 2018 vs. Los Angeles (AL)
Low-Hit Game (CG):none

TABLE OF
CONTENTS

VALDEZ

PLAYER
DEVELOPMENT

2019 REVIEW

OPPONENTS

HISTORY
AND RECORDS

SPRING TRAINING

MEDIA
INFORMATION

MINUTE MAID
PARK

JUSTIN
VERLANDER**Born:** 2/20/83 in Manakin Sabot, VA**Opening Day Age:** 37**Contract Status:** Signed through 2021**Acquired:** From Detroit along with a PTBNL (OF Juan Ramirez) in exchange for OF Daz Cameron, RHP Franklin Perez and C Jake Rogers on Aug. 31, 2017.**Resides:** Beverly Hills, CA**ML Service:** 14.002

35

RHP

HT	WEIGHT	WEIGHT
R/R	6'5"	235

CAREER HIGHLIGHTS

- The eight-time All-Star (2007, 2009-13, 2019), 2019 and 2011 AL Cy Young Award winner, 2017 ALCS MVP, 2011 AL Most Valuable Player and 2006 AL Rookie of the Year has pitched 15 seasons in the Majors with Detroit (2005-17) and Houston (2017-19).
- Owens a career 225-129 (.636) record with a 3.33 ERA (1103ER/2982IP), 26 complete games, nine shutouts and 3,006 strikeouts in 453 starts...ranks 67th all-time in career wins...is one of 18 pitchers in MLB history to reach 3,000 strikeouts...is one of seven pitchers in MLB history to record 200+ strikeouts in at least nine separate seasons.
- Became the 21st pitcher in MLB history to win multiple Cy Young awards...won the award with the Astros in 2019 and the Tigers in 2011...is one of two pitchers in MLB history to have won the MVP, Cy Young and Rookie of the Year award, joining Don Newcombe...is the only pitcher to have won an MVP, Rookie of the Year and multiple Cy Young awards.
- Is one of six pitchers in Major League history with three career no-hitters...also RHP Nolan Ryan (7), LHP Sandy Koufax (4), RHP Bob Feller (3), RHP Cy Young (3) and RHP Larry Corcoran (3)...Verlander's first two no-hitters came with the Tigers (June 12, 2007 vs. MIL and May 7, 2011 vs. TOR), while his third came with the Astros (Sept. 1, 2019 at TOR).
- Is one of 22 pitchers to be named to at least eight All-Star teams...started the 2019 and 2012 All-Star Games, becoming the 33rd pitcher in MLB history to start multiple All-Star Games.
- Has gone 14-11 (.560) with a 3.40 ERA (71ER/187.2IP) and 205 strikeouts in 31 career postseason appearances (30 starts)...ranks tied for third in wins and has the most strikeouts all-time in the MLB postseason history...in three seasons with Houston, is already the club's all-time leader in postseason wins (7) and strikeouts (93)...is 8-1 with a 2.52 ERA (21ER/75IP) in 13 career games in the Division Series, giving him the most Division Series wins in MLB history.
- Has won five AL Pitcher of the Month awards (May 2009, June 2011, September 2012, July 2016, May 2018) and one AL Rookie of the Month award (May 2006)...is a nine-time AL Player of the Week award winner (May 28, 2006, June 17, 2007, May 8, 2011, June 19, 2011, Sept. 18, 2011, Sept. 30, 2012, April 15, 2018, Sept. 16, 2018, Sept. 1, 2019)...owns the fourth-most

NOTES

- Graduated from Goochland High School (VA) in 2001...was All-Metro and All-Region.
- Attended Old Dominion University...in 2002, was the Colonial Athletic Association's Rookie of the Year and a First-Team Freshman All-American by Collegiate Baseball and Baseball America after leading the conference with a 1.90 ERA...saw action with Team USA during the summer of 2003, and helped lead the club to the silver medal at the Pan American Games...was one of 10 finalists for the Roger Clemens Award as the nation's top collegiate pitcher in 2004...set a single-season school record with 151 strikeouts in 2004...set a career school record with 427 strikeouts.
- Selected by Detroit with the second overall pick in the first round of the 2004 draft...signed by Tigers scout Bill Buck.
- IN THE COMMUNITY:** Following Hurricane Harvey in 2018, organized the Wins for Warriors Foundation, which launched a grant-making program to provide financial assistance to military and veteran families impacted by the hurricane...personally donated \$100,000 towards starting the fund, and committed his playoff share to Wins for Warriors...the Astros Foundation matched the grants awarded up to \$100,000...in 2019, launched a new program through Wins for Warriors called Adopt. Rescue. Heal, which rescues dogs from animal shelters and then trains them as service animals for military families in need.
- While a Tiger, participated in multiple charitable organizations and efforts throughout the state of Michigan, focusing on humane societies and veterans...was the recipient of the inaugural Bob Feller Act of Valor Award in 2013 for his dedication to service men and women...was also the Tigers nominee for the 2014 Roberto Clemente Award.
- Acquired by Houston in a five-player deal on Aug. 31, 2017...signed a contract extension on March 24, 2019 that will keep him in Houston through the 2021 season.

Player of the Week awards by a pitcher since the award's inception in 1973, trailing only Nolan Ryan (13), Roger Clemens (11) and Randy Johnson (10).

- Began his Astros career by going 9-0 in his first nine games with the club (five regular season, four postseason)...posted a 1.23 ERA (8ER/58.2IP) and 67 strikeouts in that span, which included wins in Games 1 and 4 of the ALDS vs. BOS, and Games 2 and 6 of the ALCS vs. NYY.
- Received 2017 ALCS MVP honors after going 2-0 with a 0.56 ERA (1ER/16IP) in two starts, striking out 21 while allowing only 10 hits and two walks...had a complete game, 13-strikeout effort in Game 2.
- His 2,373 strikeouts in a Tigers uniform rank second in club history to LHP Mickey Lolich (2,679).
- Named the American League Most Valuable Player and was unanimously voted the AL Cy Young Award winner in 2011...became the 10th pitcher in Major League history to win both the Most Valuable Player and Cy Young Awards during the same season, joining RHP Don Newcombe (1956), LHP Sandy Koufax (1963), RHP Bob Gibson (1968), RHP Denny McLain (1968), LHP Vida Blue (1971), RHP Rollie Fingers (1981), LHP Guillermo Hernandez (1984), RHP Roger Clemens (1986) and RHP Dennis Eckersley (1992).
- Earned a spot on the U.S. Team for the Futures Game held at Comerica Park prior to Major League Baseball's 2005 All-Star Game...tossed a scoreless inning as he started for the U.S. Team.

2019: Won his second Cy Young Award with one of the most remarkable seasons in recent history...threw his third-career no-hitter, started the All-Star Game and achieved many career milestones, such as 3,000 career strikeouts and his first-career 300-strikeout season...led the Majors in wins, opponent batting average (.172), WHIP (0.80) and innings pitched (223) and ranked tied for first in quality starts (26) and second in strikeouts...among AL pitchers, ranked second in ERA...set a career high in strikeouts (300) and posted a career-best WHIP (0.80), the third-best WHIP in a single season in the modern era (since 1900), behind Pedro Martinez (0.74 in 2000) and Walter Johnson (0.77 in 1913)...posted a .172 opponent average, which was the seventh-best mark in MLB's modern era (since 1900)...was best mark since Pedro Martinez in 2000 (.167)...won at least 20 games for the second time in his career (also 24 wins in his MVP/Cy Young season in 2011)...at 36 years old, became the American League's oldest 20-game winner since Hall of Famer Mike Mussina won 20 games at 39 years old in 2008...21 wins ranked tied for second in a season in Astros history with Jose Lima (21 in 1999) and Joe Niekro (21 in 1979), behind Mike Hampton (22 in 1999)...threw his third career no-hitter on Sept. 1 at TOR, striking out 14 batters in 9.0 innings pitched...became the sixth pitcher in MLB history with at least three career no-hitters, joining Nolan Ryan (7), Sandy Koufax (4), Bob Feller (3), Cy Young (3) and Larry Corcoran (3)...was the 13th no-hitter in Astros history, and the second of the season (also the four-pitcher combined no-hitter on Aug. 3 vs. SEA), making the Astros the 18th club in MLB history with multiple no-hitters in the same season...was the 11th individual no-hitter in Astros history, and the first since RHP Mike Fiers no-hit the Dodgers on Aug. 21, 2015 vs. LAD...was Verlander's second no-hitter at Rogers Centre (also May 7, 2011)...became the first pitcher in MLB history with multiple no-hitters at a single road venue...became the third pitcher all-time with multiple no-hitters against a single team, joining Addie Joss vs. CWS (1908, 1910) and Tim Lincecum vs. SD (2013-14)...became the eighth pitcher in MLB history to throw a no-hitter with multiple teams, joining Mike Fiers, Randy Johnson, Hideo Nomo, Jim Bunning, Nolan Ryan, Theodore Breitenstein and Cy Young...at 36 years, 193 days old, became the 12th-oldest pitcher in MLB history to toss a no-hitter, and the oldest since Randy Johnson no-hit the Braves at 40 years old in 2004...became the 18th pitcher in Major League history to record 3,000 career strikeouts when he reached that total in his final start of the season on Sept. 28 at LAA...his 3,000th strikeout was his sixth on the night, a swinging strikeout of Angels RF Kole Calhoun, who reached first on what was ruled a wild pitch...recorded 12 strikeouts on the night, which was the exact number he needed to reach 300 strikeouts for the season for the first time in his career...became the second pitcher in MLB history to reach 300 strikeouts for a season and 3,000 strikeouts for a career within the same game, joining LHP Randy Johnson, who did so on Sept. 10, 2000 at FLA, while pitching for the Diamondbacks...became the fifth pitcher with 3,000 strikeouts to pitch for the Houston franchise, joining RHP Nolan Ryan (5,714), LHP Randy Johnson (4,875), RHP Roger Clemens (4,672) and RHP Curt Schilling (3,116)...reached strikeout number 3,000 on inning number 2,979.2, and in his 453rd game...per Elias Sports, became the fourth-quickest to 3,000 strikeouts by innings and the fifth-quickest in terms of games...climbed MLB's all-time strikeout leaderboard, surpassing Frank Tanana (2,773), Cy Young (2,806), Mike Mussina (2,813), Mickey Lolich (2,832) and Jim Bunning (2,855)...moved into 18th all-time with 3,006 strikeouts...was named to the 2019 AL All-Star Team via the player vote, his eighth-career All-Star nomination (2007, 2009-13, 2018-19)...received 267 player votes, the most among all MLB pitchers...became the 22nd pitcher in MLB history to be named to eight All-Star Teams (19 of those pitchers are Hall of Famers)...became the 33rd pitcher in MLB history to make multiple All-Star Game starts, and the 12th to do so for different teams, joining Hall of Famers Randy Johnson, Jack Morris, Steve Carlton and Roy Halladay, and Chris Sale, Roger Clemens, Vida Blue, David Wells, Curt Schilling, Dean Chance and Max Scherzer...went 13-2 against AL West opponents, posting a 2.91 ERA (38ER/117.2IP) with 158 strikeouts in 19 starts...the 13 wins marked the most by any pitcher against the AL West since divisional realignment in 1994...recorded 16 starts where he allowed one earned run-or-fewer, which was tied for seventh-most starts in the Majors...started for the Astros on Opening Day on March 28 at TB...marked his 11th career Opening Day start and his second consecutive for the Astros...became the 14th pitcher in MLB history to record 11 Opening Day starts...earned the win with his 7.0 innings of one-run ball...struck out nine...marked his 7th consecutive Opening Day victory...

became the 7th pitcher all-time to lead his club to eight total wins on Opening Day in his career...his nine strikeouts tied Mike Scott (1988) for the second-most on an Opening Day in Astros history...over a four-start stretch from April 13-29, posted a 1.33 ERA (4ER/27) with 37 strikeouts...allowed just one earned run in each start, all via solo home runs...became just the second pitcher in MLB history to allow one run in four straight starts, all via solo homers, joining Greg Harris in 1991...struck out six batters in 7.0 innings on May 26 vs. BOS, pushing him past the 2,800 strikeout mark for his career...became the 22nd pitcher all-time to do so...struck out a career-high 15 batters while issuing no walks over 7.0 innings on June 12 vs. MIL...became the second pitcher in Astros history to post 15+ strikeouts and no walks in a game, joining Randy Johnson on Aug. 28, 1998 vs. PIT...at 36 years, 112 days old, became the fourth-oldest MLB pitcher to post 15+ strikeouts and no walks in a game, behind a 43-year-old Nolan Ryan (15 SO on 8/17/90), a 37-year-old Randy Johnson (20 SO on 5/8/01) and a 37-year-old John Smoltz (37 on 4/10/05)...became the second pitcher in MLB history to strike out 15 batters in 100 total pitches or less, joining Félix Hernández (June 8, 2014 at TB)...posted a season-long five-game winning streak from July 14-Aug. 4...posted a 1.45 ERA (5ER/31IP) with 53 strikeouts during the streak...posted 10+ strikeouts in 7 consecutive games from July 19-Aug. 21, a new franchise record that was later broken by Gerrit Cole (9 straight starts)...prior to Verlander, the previous franchise record was five straight games, reached by Randy Johnson (Aug. 28-Sept. 18, 1998) and J.R. Richard (Sept. 16, 1979-April 10, 1980)...struck out 79 batters over 46.0 innings pitched during the run, which was good for a 15.46 strikeouts per 9.0 innings ratio...struck out nearly half of the 175 batters he faced (45.1% strikeout rate)...his seven-game double-digit strikeout streak was the longest streak of his career, topping his previous career-best mark of four consecutive double-digit strikeout games from Sept. 10-29, 2018...became the first pitcher to post seven straight games with 10+ strikeouts since the 2017 season, when Chris Sale (eight games) did so...the only four other pitchers in MLB history to put together streaks that long: Sale, Pedro Martinez, Randy Johnson and Nolan Ryan, with Cole eventually stringing together nine such games later in the season...was named the AL Player of the Week for the week ending Sept. 1...in two starts during the week (including his no-hitter on Sept. 1 at TOR), went 2-0 while throwing 14.1 scoreless innings, striking out 18 batters with one walk and four hits allowed (.085 opponent batting average)...was his ninth-career Player of the Week award, and first since Sept. of 2018...during his start on Sept. 7 vs. SEA, reached 200.0 innings pitched on the season, marking his 12th-career season with 200+ innings pitched (fourth consecutive)...became the first pitcher with 12 seasons of 200+ innings since Tom Glavine...from April 19 to the end of the season, his ERA was 3.00-or-lower and his opponent batting average remained below .200...won his 20th game of the season on Sept. 22 vs. LAA, which marked the second 20-win season of his career (also, 2011)...improved to 21-6 with a win on Sept. 28 at LAA...was dominant in September, posting a 2.08 ERA (9ER/39IP) with 57 strikeouts in six starts...in 16 September starts since 2017, has gone 13-1 with a 1.44 ERA (17ER/106IP), 18 walks and 150 strikeouts...started six games for the Astros in the postseason, the most ever by an Astros pitcher in a single postseason in club history...went 1-4 with a 4.33 ERA (17ER/35.1IP) and 38 strikeouts in the postseason...threw 7.0 scoreless innings, allowing one hit, while striking out eight batters in Game 1 of the ALDS vs. TB...became the 14th pitcher in MLB postseason history to toss 7.0 scoreless innings of one-hit ball, and the first since Bronson Arroyo in Game 2 of the 2012 NLDS vs. SF...marked his fifth scoreless outing in his postseason career...notched his eighth career Division Series victory, a Major League record, surpassing John Smoltz and Andy Pettitte...threw 6.2 innings, allowing two earned runs on five hits, while striking out seven batters in Game 2 of the ALCS vs. NYY...became the first pitcher in MLB history to reach 200 career postseason strikeouts...moved into third all-time in postseason wins (14) and tied for fourth in games started (30).

2018: Had one of the best regular seasons of his career en route to a second-place finish in the AL Cy Young voting...was named to his seventh-career AL All-Star team, was the AL Pitcher of the Month for May, and received two AL Player of the Week awards (April 9-15, Sept. 10-16)...surpassed 200 career wins and 2,500 career strikeouts...led the AL in strikeouts (290), quality starts (26), WAR (6.8, Fangraphs), opponent on-base percentage (.242) strikeout to walk ratio (7.84) and WHIP (0.90) while ranking tied for first in starts (34), second in innings pitched (214), second in strikeouts per 9.0 innings (12.20), second in walks per 9.0 innings (1.56), third in ERA, third in opponent batting average (.200), fourth in opponent OPS (.602), fifth in opponent slugging percentage (.360), and tied for seventh in wins...posted career-best marks in strikeouts, WHIP, strikeouts per 9.0 innings, walks per 9.0 innings and strikeout to walk ratio...his 290 strikeouts marked the fourth-most strikeouts by an Astros pitcher in a single-season all-time, behind J.R. Richard (313 in 1979, 303 in 1978) and Mike Scott (306 in 1986)...became the fifth pitcher in MLB history to record 290+ strikeouts as a 35-year-old or older, joining Randy Johnson (1999-2002, 2004), Curt Schilling (2002), Nolan Ryan (1989) and Hugh Daily (1884)...became the 10th pitcher in MLB history to post eight 200-strikeout seasons, joining Nolan Ryan (15), Randy Johnson (13), Roger Clemens (12), Tom Seaver (10), Pedro Martinez (9), Bob Gibson (9), Bert Blyleven (8), Steve Carlton (8) and Gaylord Perry (8)...combined with Gerrit Cole (276 SO) to post 566 strikeouts, the most by a duo in a single season in Astros history (previously 503 strikeouts by Nolan Ryan and Mike Scott in 1987)...also became the second duo of pitchers to top 270 strikeouts apiece in the same season, joining Randy Johnson and Curt Schilling, who did so in 2001 and 2002...set a single-season franchise record for WHIP (0.90), topping Mike Scott's 0.92 WHIP set in 1986...marked the fifth-best WHIP by a pitcher 35 years or older all-time, behind Randy Johnson (0.90 in 2004 at 40), Babe Adams (0.90 in 1919 at 37) and Cy Young (0.89 in 1908 at 41; 0.87 in 1905 at 38)...also set single-season franchise records for opponent on-base percentage (.242) and strikeout to walk ratio (7.84)...reached 34 starts for the fifth time in his career (2009, 2011, 2013, 2016), and fell one start shy

of his career-high of 35 set in 2009...recorded his 200th-career Major League win on Aug. 19 at OAK...became the 114th pitcher in MLB history to reach 200 wins...tallied 13 double-digit strikeout games, the most in the AL and the third-most by an Astros pitcher in a single season in club history...only J.R. Richard posted more, recording 14 double-digit strikeout games in both 1978 and 1979...led the Majors in road wins (12) and ranked third in road ERA (2.14)...tied the second-most road wins in a season in club history with Jose Lima (1999), behind Joe Niekro (13 in 1979)...ended the season with four consecutive double-digit strikeout games...marked the first time in his career that he posted 10+ strikeouts in four straight games...became the fourth pitcher in franchise history to have a streak like this: also Randy Johnson (5 games in 1998), J.R. Richard (4 games from 1979-80) and Nolan Ryan (4 games in 1982)...surpassed 19 pitchers to move up to 23rd all-time in MLB history in strikeouts (2,706)...entered the season ranking 42nd on that list, surpassing Luis Tiant (2,416), Jamie Moyer (2,441), Andy Pettitte (2,448), Sam McDowell (2,453), Jim Kaat (2,461), Mark Langston (2,464), Tim Lincecum (2,475), Jack Morris (2,478), Don Drysdale (2,486), Christy Mathewson (2,507), A.J. Burnett (2,513), Bartolo Colon (2,516), Javier Vazquez (2,536), Jerry Koosman (2,556), Bob Feller (2,581), Warren Spahn (2,583), Tom Glavine (2,607), Chuck Finley (2,610) and David Cone (2,668)...struck out 38.9% of all left-handed hitters he faced, the second-best mark among MLB starters behind Gerrit Cole (41.1%)...started for the Astros on Opening Day on March 29 at TEX in what was his 10th-career Opening Day start...pitched Houston to a 4-1 win...marked the sixth-consecutive Opening Day game that he pitched his club to a victory...threw 7.0 scoreless innings with nine strikeouts to lead Houston to a 2-0 shutout over the Twins at Target Field on April 9...the game time temperature was 35 degrees...improved to 7-1 (.875) at Target Field, the highest winning percentage in the history of the venue...tapped the AL Player of the Week for the week of April 9-15...went 1-0 with an 0.60 ERA (1ER/15IP) and 20 strikeouts in his two starts, allowing just five hits and two walks for an opponent batting average of .100 (5x50)...dominated the Rangers on April 15 in Houston, tossing 8.0 innings while allowing one run on one hit with 11 strikeouts...the only blemish was a solo homer by Robinson Chirinos...did not factor into the decision in the Astros 3-1 loss in 10 innings...per STATS Inc., Verlander (11K, 1H) and Rangers starter Bartolo Colon (7K, 1H) became the first opposing starters in the live-ball era to combine for at least 18 strikeouts and two-or-fewer hits allowed...became the second pitcher in club history to begin a season by going scoreless in each of his first three road starts (19IP), joining Roger Clemens, who did so across his first five starts and 32.0 innings pitched on the road in 2005...posted an 11-game regular season winning streak that spanned from Aug. 20, 2017-April 25, 2018...was one win shy of his career-long streak...joined Roger Clemens (2004) as the only pitchers to start their careers with the Astros on a nine-game regular season winning streak...on May 1 vs. NYY, struck out 14 hitters over 8.0 scoreless innings, allowing just three hits...tied his single-game career-high for strikeouts and tied the Minute Maid Park record for strikeouts in a single game...became the fourth pitcher in MLB history to strike out 14+ Yankee hitters without a walk in a single game...also Pedro Martinez (17 on Sept. 10, 1999), Curt Schilling (16 on Sept. 1, 1997) and Urban Shocker (14 on July 13, 1920)...tossed a five-hit complete game shutout on May 16 at LAA...struck out seven batters on 118 pitches, reaching 2,500 career strikeouts...struck out Shohei Ohtani for his 2,500th career strikeout...became the sixth pitcher in MLB history to reach 2,500 career strikeouts prior to his 400th career game, joining also Randy Johnson, Nolan Ryan, Pedro Martinez, Roger Clemens and Tom Seaver...was his first shutout since Aug. 26, 2015 vs. LAA...posted a 1.08 ERA through his first 11 starts of the season...marked the lowest ERA by a pitcher through his first 11 starts of a season since 2010, when Ubaldo Jimenez posted a 0.78 ERA for the Rockies over his first 11 starts...was named the AL Pitcher of the Month for May...marked his fifth career monthly award (also July 2016, Sept. 2012, June 2011, May 2009)...joined Corey Kluber as the only active pitchers with five career Pitcher of the Month Awards...during six starts during the month, went 3-2 with an 0.86 ERA (4ER/41.2IP), 50 strikeouts and a complete game shutout...led the AL in ERA during the month while ranking second in opponent average (.153), tied for second in innings and tied for third in strikeouts...posted the third-lowest ERA in a single month of May in team history, behind Nolan Ryan (0.20 ERA in 1984) and Mike Cuellar (0.86 ERA in 1968)...allowed one earned run or less in six straight starts from May 1-28, the second-longest streak of his career (7-game run during his 2011 MVP season)...became the first AL pitcher since Tom Candiotti (1991) to allow one earned run or less in each of his first six road starts of a season...made his 400th career start on June 14 at OAK (3ER/7IP)...allowed three earned runs or fewer in each of his first 21 career starts with Houston, a new franchise record (previously 14 starts by Darryl Kile in 1991)...was the second-longest streak overall in club history, behind Larry Dierker's 22-start streak set from 1972-74...faced the Tigers for the first time on July 15 at Minute Maid Park (5ER/6IP)...became the fifth pitcher in MLB history to have a game with 12+ strikeouts while allowing at least four homers...had the best first-half to a season of his career...his 160 strikeouts, 2.05 ERA, .180 opponent batting average and .544 opponent OPS were all career-best marks in a single season prior to the ASG...his 2.05 ERA ranked fourth in franchise history for a single season prior to the All-Star Break (min. 100IP), behind Roger Clemens (1.48 in 2005), Mike Cuellar (1.78 in 1966) and J.R. Richard (1.96 in 1980)...dominated the Dodgers in the Astros 2-1 win at Dodger Stadium on Aug. 3...struck out 14 batters and walked one over 7.2 innings of one-run ball...gave up a leadoff homer to Joc Pederson before settling down to allow just three more hits over the course of his outing...the 14 strikeouts tied his career-high...was ejected for the first time in his Astros career on Aug. 9 vs. SEA...recorded his 200th-career win on Aug. 19 at OAK (4ER/5.1IP)...joined a group of 19 pitchers who reached 200 wins within 412 games or fewer...that group includes 13 Hall of Famers: Pete Alexander (HOF, 350G), Juan Marichal (HOF, 355G), Walter Johnson (HOF, 370G), Tom Seaver (HOF, 384G), Mike Mussina (389G), Roger Clemens (392G), Whitey Ford (HOF, 395G), Greg Maddux (HOF, 396G), Jim Palmer (HOF, 397G), Bob Feller (HOF, 400G), Randy Johnson (HOF, 401G), Andy

Pettitte (401g), CC Sabathia (401g), Carl Hubbell (HOF, 402g), Bob Gibson (HOF, 404g), Roy Halladay (406g), Warren Spahn (HOF, 409g), Stan Coveleski (HOF, 409g) and Tim Hudson (412g)...posted 26.0 consecutive scoreless innings at Angel Stadium from Sept. 12, 2017-Aug. 25, 2018, the fourth-longest streak at the venue by a visiting player all-time and the longest since Mel Stottlemyre's 31-inning streak from 1971-73...went 3-0 in five September starts, posting a 1.09 ERA and 50 strikeouts in 33.0 innings...finished tied for first in the AL in ERA, and third in strikeouts...increased his active win streak in September to 10 games dating back to 2016...made three starts in the postseason, going 2-1 with a 4.15 ERA (8ER/17.1IP) and 17 strikeouts...became the club's all-time leader in postseason wins (6) and strikeouts (55)...moved into fourth-place all-time in MLB history in postseason wins (13), behind Andy Pettitte (19), John Smoltz (15) and Tom Glavine (14)...also moved up to sixth all-time in postseason starts (24) and fourth in postseason strikeouts (167)...earned his 12th-career postseason victory in Game 1 of the ALDS vs. CLE, pitching Houston to a 7-2 win over the Indians at Minute Maid Park...gave up 2 runs on 2 hits over 5.1 innings pitched, striking out 7 with 2 walks...improved to 7-0 with a 2.38 ERA (17ER/64.1IP) in 11 career games in the Division Series, tying John Smoltz and Andy Pettitte for the most Division Series wins in MLB history...pitched Houston to a 7-2 win at Fenway Park in Game 1 of the ALCS...allowed two runs on two hits over 6.0 innings pitched...walked four batters, tying his postseason single-game career-high (also 2006 ALDS Game 2 vs. NYY and 2012 ALDS Game 1 vs. OAK)...was his third consecutive victory in the League Championship Series...became the first pitcher to record a win in three consecutive LCS starts since Roy Oswalt (2005-10)...took the loss in Game 5 of the ALCS vs. BOS, snapping his consecutive scoreless innings pitched streak in elimination games at 26.0 innings (new MLB record)...gave up four runs on seven hits in 6.0 innings.

2017: Helped lead the Astros to their first World Series Championship title, taking home ALCS MVP honors...eclipsed the 200 strikeout mark in a season split between the Astros and Tigers (219.0 total)...marked the seventh time in his career where he reached at least 200 strikeouts...marked his 10th career season with at least 200 innings pitched...joined LHP Mark Buehrle as the only pitchers since 2005 with 10 seasons of 200+ innings...ranked among the top AL pitchers in quality starts (T-1st, 23), strikeouts (6th, 219), innings pitched (3rd, 206.0), opponent batting average (4th, .221), strikeouts per 9.0 innings (8th, 9.57) and ERA (8th)...ranked second in MLB in pitches per game (107.0), behind Chris Sale (107.1)...posted an average fastball velocity of 95.2 miles per hour (per Fangraphs, 4th in the AL)...had not thrown that consistently hard since the 2010 season (96.1 mph)...went on an incredible run starting at the beginning of July...over his last 16 starts (since July 8), went 10-3 with a 1.92 ERA (23ER/108IP), 127 strikeouts and a .173 opponent batting average...14 of those 16 starts were quality starts...in that span, ranked second in the AL in ERA, second in innings pitched and first in opponent batting average...made five starts with the Astros to end the regular season...finished the month of September with a 5-0 record and a 1.06 ERA...per Elias, since 1913 (the first year earned runs were kept in both leagues) only four other pitchers went 5-0 or better with an ERA below 2.00 in the month of September after being acquired from another team: LHP Art Nehf in 1919 (5-0, 1.36 ERA for the Giants), RHP Doyle Alexander in 1987 (5-0, 0.71 ERA for the Tigers), RHP Randy Johnson in 1998 (5-0, 1.41 ERA for the Astros) and RHP Doug Fister in 2011 (5-0, 0.53 ERA for the Tigers)...finished the season on a season-long, six-game winning streak (Aug. 30-Sept. 27)...was his longest winning streak since a career-long 12-game streak from July 21-Sept. 18, 2011...took a winning decision in each of his first five starts in an Astros uniform...the winning streak to start his Astros career ranked second in franchise history...trailed only RHP Roger Clemens (7, April 7-May 11, 2004)...had a dominant postseason, going 4-1 with a 2.21 ERA (9ER/36.2IP) across five starts and one relief appearance...earned the Esurance MLB Award for "Best Major Leaguer, Postseason," which he split with teammate Jose Altuve...his ERA ranked 12th all-time among AL pitchers in a single postseason (min. 30IP)...struck out 38 batters, which ranked as the ninth-most in Major League history in a single postseason...were the most since LHP Madison Bumgarner fanned 45 in 2014...was named the ALCS MVP after going 2-0 with a 0.56 ERA (1ER/16IP) in two starts, striking out 21 while allowing only 10 hits and two walks...pitched an epic Game 2, tossing a complete game, allowing just one run on five hits with 13 strikeouts...made his ninth career Opening Day start with the Tigers...remained with the Tigers until Aug. 31, when he was traded to Houston in exchange for three prospects...took the win on April 4 against CWS, in what was his ninth career Opening Day start, all coming with the Tigers...nine Opening Day starts ranked third in Tigers history behind RHP Jack Morris (11) and RHP George Mullin (10)...gave up two runs on six hits across 6.1 innings in the Tigers 6-3 win...struck out 10 batters, which tied for the most by a Tigers pitcher on Opening Day since 1913, equaling the mark set by RHP Jean Dubuc in 1914 vs. the St. Louis Browns and LHP Mickey Lolich in 1966 at the New York Yankees and 1970 at the Washington Senators...on July 2 vs. CLE, snapped his streak of having struck out at least one batter in 331 consecutive games, which dated back to May 4, 2007...the streak ranked as the longest streak among active pitchers and was tied with RHP Curt Schilling for the sixth-longest streak among all pitchers since 1913...struck out 10 batters on Aug. 4 at BAL...was his 40th double-digit strikeout game with the Tigers, which ranked second in Tigers franchise history...trailed only LHP Mickey Lolich (54)...made his Astros debut on Sept. 5 at SEA...allowed just one run on six hits over six innings in the Astros 3-1 win...was the first start in his career that was not with the Tigers...in his second start with Houston, led the club to a 1-0 win over the Angels...pitched 8.0 shutout innings of one-hit ball...moved to 2-0 with a 0.64 ERA (1ER/14IP) and 16 strikeouts in two starts with the Astros...per Elias, only one other pitcher in Astros history to go 2-0 with at least 16 strikeouts and an ERA as low as Verlander's over his first two starts with the team: RHP Collin McHugh in 2014 (2-0, 0.59 ERA, 19 SO)...on Sept. 17 vs. SEA, made his Minute Maid Park debut...allowed only one run off three hits and a walk over 7.0 innings in the Astros AL West Division clinching

7-1 win over Seattle...struck out 10 batters...it was his fourth double-digit strikeout performance and first with the Astros...was the third time that he earned the win in a playoff clinching situation...previously did it on Sept. 24, 2006 and Sept. 24, 2014 while with Detroit...pitched 7.0 scoreless innings of one-hit ball on Sept. 22 vs. LAA at Minute Maid Park...struck out six batters and walked two in the Astros 3-0 victory...allowed one hit, which tied his lowest total of the year...in three starts from Sept. 12-22, allowed just four hits (23IP) for a .075 opponent batting average (5x67)...threw his fifth double-digit strikeout game on Sept. 27 at TEX (11 strikeouts)...was his final regular season start...pitched at least 6.0 innings in each of his last 14 starts ...was the longest active streak in the Majors...did not allow more than two runs in his final eight starts...went 7-0 with a 1.31 ERA (8ER/55IP) and 69 strikeouts out that span...won his first postseason appearance of the season in Game 1 of the ALDS vs. BOS...gave up two runs in 6.2 innings...moved to 5-0 with a 2.24 ERA (14ER/56.1IP) in nine career starts in the Division Series...became the second pitcher in MLB history to post a five-game winning streak in the Division Series...joined RHP John Smoltz, who went 7-0 in 16 career Division Series games from 1995-2009...made his first-ever relief appearance in the Major Leagues in Game 4 of the ALDS at BOS...got the win after throwing 2.2 innings of relief in Houston's 5-4 win to clinch the ALDS and advance to the ALCS...entered the game with one on and no outs in the 5th inning and gave up a two-run homer to the first batter he faced (Benintendi)...did not allow another hit over the rest of his outing, as he recorded eight outs to bridge the game over to RHP Ken Giles, who got a 2.0-inning save...marked the third time in his career that he pitched in a potential series clinching game in the postseason, and the first time in his career that he gave up a run in a potential series clinching game...improved to 3-0 with a 0.46 ERA (1ER/19.2IP), four walks and 21 strikeouts in those games...the other two games were starts in Game 5 of the 2012 ALDS at OAK, and Game 5 of the 2013 ALDS at OAK...threw a complete game in Game 2 of the ALCS vs. NYY...was the 14th postseason complete game with 13+ strikeouts in the Majors since 1903...last was RHP Tim Lincecum in Game 1 of the 2010 NLDS...set a new personal postseason single game-high with 13 strikeouts...was his fifth game of 11-or-more strikeouts in his postseason career, breaking a tie with LHP Randy Johnson for the most such games in postseason history...124 pitches were the most in a postseason game since LHP Dallas Keuchel threw 124 in Game 3 of the 2015 ALDS vs. KC...led Houston to a 7-1 win, tossing 7.0 scoreless innings and allowing five hits and one walk with eight strikeouts in Game 6 of the ALCS vs. NYY...improved to 4-1 with a 1.21 ERA (5ER/37.1IP) and 41 strikeouts in five career postseason starts in elimination games...extended his scoreless innings streak in elimination games to 24.0 total innings...became the first pitcher in MLB postseason history to throw three consecutive scoreless starts in elimination games...became the second pitcher in club history to throw at least 7.0 scoreless innings in an elimination game, joining RHP Brandon Backe (2005 World Series Game 4)...joined RHP John Smoltz as the only pitchers in MLB postseason history with three starts of at least 7.0 innings and zero runs in elimination games...notched his 11th career postseason win in Game 6 of the ALCS...struck out eight Yankees batters, giving him 21 strikeouts in the ALCS...became the fourth pitcher in MLB history to strike out 20 Yankees batters in a single postseason series, joining RHP Bob Gibson (31 in the 1964 World Series), RHP Curt Schilling (26 in the 2001 World Series) and RHP Sandy Koufax (23 in the 1963 World Series)...became the eighth pitcher in MLB history to get the win in each of his first four games of a single postseason...joined RHP Michael Wacha (2013), LHP Cole Hamels (2008), RHP Josh Beckett (2007), RHP Curt Schilling (2001), LHP David Wells (1998), RHP John Smoltz (1996) and RHP Dave Stewart (1989)...took the loss in Game 6 of the World Series, despite giving up only two runs across 6.0 innings with nine strikeouts...was his first loss as an Astro...following the 2017 season was named the NY Chapter of the BBWAA co-winner of the Babe Ruth Award as Postseason MVP...shared the honors with teammate Jose Altuve.

2016: Started 34 games with the Tigers and compiled a 16-9 record with a 3.04 ERA (77ER/ 227.2IP) and 254 strikeouts...led the American League with 254 strikeouts, his most in a season since 2009 (269)...marked the fourth time in his career he has led the AL in strikeouts...his 254 strikeouts were the most by a pitcher in his age-33 season-or-older since LHP Randy Johnson struck out 290 in 2004...had a career-high eight games with 10-or-more strikeouts, which were the most by a Detroit pitcher since RHP Max Scherzer also had eight games with double-digit strikeouts in 2013...led the AL with a 1.00 WHIP, which was his lowest WHIP since posting a 0.92 WHIP in 2011...ranked second in the AL with a 3.04 ERA, 227.2 innings pitched and a .207 (171x827) opponent batting average, tied for second with 34 games started, third with 10.04 strikeouts per 9.0 innings, tied for fifth with two complete games and tied for sixth with 16 wins...finished second in voting conducted by the BBWAA for the 2016 AL Cy Young Award...named Tiger of the Year by the Detroit chapter of the BBWAA...selected the Tigers nominee for the 2016 Marvin Miller Man of the Year award, which goes to the player whose on-field performance and contributions to his community most inspire others to higher levels of achievement...picked up the third hit of his Major League career with a single in the second inning on April 5 at MIA...marked the first time a Tigers pitcher recorded a hit on Opening Day since LHP Mickey Lolich on April 6, 1971 vs. CLE...became the first AL pitcher to have a hit on Opening Day since LHP Ken Holtzman and RHP Bill Parsons in 1972...tossed his first complete game of the season on May 13 at BAL, allowing one run on four hits with two walks and eight strikeouts in 8.0 innings...also threw a complete game on July 30 vs. HOU...struck out 10 batters on May 18 vs. MIN to reach the 2,000 career strikeout mark...struck out Eddie Rosario to end the 4th inning for his 2,000th strikeout, becoming the second pitcher in Tigers history to reach 2,000 strikeouts, joining LHP Mickey Lolich, and the 76th in MLB history...named the Tigers Pitcher of the Month for May after starting six games during the month and posting a 2-3 record with a 3.16 ERA (15ER/ 42.2IP) and 46 strikeouts...finished the month tied for the AL lead with 46 strikeouts, while he was second with 42.2 innings pitched and fourth with a .185 opponent

batting average...earned his 10th win of the season on July 25 at BOS, allowing a run on five hits with two walks and five strikeouts in 6.0 innings...marked the 10th time in his career he has won 10-or-more games, which tied with RHP Tommy Bridges for the fifth-most, 10-win seasons in Tigers history...only RHP Hooks Dauss (14), LHP Mickey Lolich (12), RHP Jack Morris (11) and RHP George Mullin (11) had more 10-win seasons in franchise history...named the AL Player of the Month for July after compiling a 4-0 record with a 1.69 ERA (42.2IP/8ER) and 48 strikeouts...led the AL with 48 strikeouts in July, while he was tied for the AL lead with 42.2 innings pitched, second with a .171 opponent batting average, tied for second with a 0.89 WHIP, third with a 1.69 ERA and tied for third with four wins...allowed two runs-or-fewer in eight straight starts from July 2-Aug. 10, which ranked as the second-longest streak of his career, trailing only a streak of nine straight starts from May 29-July 10, 2011...threw a career-long 11 straight quality starts from July 15-Sept. 5, which was the longest streak by an AL pitcher in 2016...led the AL with 27 quality starts in 2016...picked up his 15th win of the season in the second game of the doubleheader on Sept. 22 at MIN, throwing 6.0 innings and allowing two runs on four hits with two walks and 11 strikeouts...marked his eighth 15-win season as a member of the Tigers...according to the Elias Sports Bureau, became one four pitchers who debuted in the era of free agency with eight 15-win seasons for one team, joining RHP Jack Morris, who had 10 for the Tigers, LHP Tom Glavine, who had nine for the Braves and RHP Greg Maddux, who had 11 for the Braves...selected Tigers Pitcher for the month of September after posting a 2-1 record with a 1.93 ERA (7ER/32.2IP), 24 hits allowed, 10 walks and 48 strikeouts in five starts...led the AL with 48 strikeouts in September, while he was third with a 1.93 ERA, sixth with a .203 (24x118) opponent batting average and eighth with a 1.04 WHIP...finished the season by allowing three runs-or-fewer in 17 of his last 18 starts dating back to July 1...over the 18-start stretch, posted a 9-3 record with a 1.98 ERA (27ER/123IP), 81 hits allowed, 29 walks and 147 strikeouts...led the AL with a 1.98 ERA, 147 strikeouts, a .184 opponent batting average and a 0.89 WHIP during the stretch, while he was tied for the AL lead with 123.0 innings pitched...lefthanded hitters posted a .187 (76x406) batting average, while righthanders batted .226 (95x421) against him...went 10-5 with a 3.07 ERA (44ER/129IP) and 151 strikeouts in 19 starts at Comerica Park, while he was 6-4 with a 3.01 ERA (98.2IP/33ER) and 103 strikeouts in 15 road starts...ranked sixth in the AL with a 3.07 home ERA, while he was seventh with a 3.01 road ERA.

2015: Completed his 10th season with the Tigers, starting 20 games and compiling a 5-8 record with a 3.38 ERA (50ER/133.1IP) and 113 strikeouts...sidelined from April 8-June 13 with a right triceps strain...began an injury rehab assignment with Triple A Toledo on May 31...made two rehab starts with the Mud Hens and had a 0-0 record with a 3.24 ERA (3ER/8.1IP), 10 hits allowed, two walks and 12 strikeouts...reached the 2,000.0 career innings mark on July 5 vs. TOR...became the 11th pitcher in Tigers history to throw 2,000.0 innings...named Tigers Pitcher of the Month for August after posting a 1-3 record with a 1.50 ERA (6ER/36IP) and 36 strikeouts in five starts...ranked third in the AL in ERA during August, while he was fifth with a .177 opponent batting average and tied for ninth in strikeouts...carried a no-hitter into the ninth inning on Aug. 26 vs. LAA and finished the game with a one-hit shutout, allowing two walks and nine strikeouts...the performance marked his 21st career complete game and his first since July 31, 2012 at BOS, while the shutout was the seventh of his career and first since May 18, 2012 vs. PIT...allowed just one earned run over four starts from Aug. 9-26, compiling a 0.31 ERA (1ER/29IP)...according to the Elias Sports Bureau, it was the lowest ERA for Verlander over any four-start span in his Major League career...selected the Tigers Pitcher of the Month for September after going 3-2 with a 3.27 ERA (15ER/41.1IP) and 33 strikeouts in six starts...ranked second in the AL in innings pitched during September...finished the season by recording a quality start in 12 of his last 14 starts...over the 14-start stretch, he posted a 2.27 ERA (99.1IP/25ER) with 74 hits allowed, 20 walks and 91 strikeouts...his 2.27 ERA led all American League pitchers dating back to July 24.

2014: Tabled the Tigers Opening Day starter for the seventh straight year as he completed his ninth full season at the Major League level...recorded his eighth straight season with 200-or-more innings pitched...won 15 games on the season to become one of five Tigers pitchers to record at least 15 wins in seven-or-more seasons, joining RHP Jack Morris (10 seasons), LHP Mickey Lolich (eight seasons), LHP Hal Newhouser (seven seasons) and RHP Hooks Dauss (seven seasons) in accomplishing the feat...rated as possessing the third-best curveball in the American League by *Baseball America*...tabbed the Tigers nominee for the Roberto Clemente Award, given annually to the player that best exemplifies the game of baseball, sportsmanship, community involvement and the individual's contribution to his team, as voted on by baseball fans and members of the media...compiled a 3-1 record, a 2.48 ERA (11ER/40IP) and 31 strikeouts in six starts during March/April...recorded a season-high, four-game winning streak April 12-May 4...posted a 2.73 ERA (10ER/33IP) and 33 strikeouts during the five-start stretch...knocked the first two hits of his Major League career on April 12 at SD...finished the day 2x3 with a run scored to become the fourth pitcher in franchise history to have a multi-hit game since the start of Interleague play in 1997...tossed a quality start in seven of his first eight starts to begin the season...missed his scheduled start on Aug. 16 vs. SEA due to right shoulder soreness...notched the 150th win of his Major League career on Sept. 8 vs. KC to become the seventh active pitcher in the majors with 150 wins and the eighth pitcher in franchise history to win 150 games...compiled a 3-1 record, a 3.89 ERA (15ER/34.2IP) and 27 strikeouts in five starts during September.

2013: Selected to the American League's All-Star squad for the sixth time in his career as he completed his eighth full season at the Major League level with the Tigers...registered 217 strikeouts during the season, marking the

first straight season he has fanned 200-or-more batters...his streak of five straight seasons with 200-or-more strikeouts marked the longest by a Tigers pitcher since LHP Mickey Lolich did so in six straight seasons (1969-74)...finished fourth in the American League with 217 strikeouts and 218.1 innings pitched...surpassed 200.0 innings for Detroit for the seventh straight season, tossing 218.1 innings...his streak of 200.0-or-more innings pitched was the longest by a Tigers pitcher since RHP Jack Morris also did so in seven straight seasons from 1982-88...rated as possessing the second-best curveball in the American League by *Baseball America*...earned the nod as the Tigers starter on Opening Day on April 1 at MIN, marking the sixth consecutive season he served as Detroit's Opening Day starter...was the first Tigers pitcher to start six consecutive Opening Days since RHP Jack Morris started 11 straight (1980-90)...fanned 12 batters on April 18 at SEA, his first of four starts on the season with a double-digit strikeout total...struck out a season-high 13 batters on May 27 vs. PIT, 12 batters on Sept. 23 at MIN and 10 batters on Sept. 29 at MIA...posted a 3-2 record, a 1.83 ERA (8ER/39.1IP) and 41 strikeouts in six starts during April...ranked fifth in the American League with a 1.83 ERA, while he was tied for fifth with 41 strikeouts...recorded a season-best, four-game winning streak May 22-June 7...posted a 4.85 ERA (14ER/25IP) and 33 strikeouts during that stretch...compiled a 1-2 record, a 2.27 ERA (10ER/39.2IP) and 48 strikeouts in six games during September...ranked second in the American League with 48 strikeouts, while he was seventh with a 2.27 ERA...did not allow a run, while striking out 21 in two starts (15.0IP) during the ALDS vs. OAK...earned the win in Game 5 of the ALDS for the second straight year...compiled a 1-1 record, a 0.39 ERA (1ER/23.1IP) and 31 strikeouts in three starts during the postseason.

2012: Selected to the American League's All-Star squad for the fifth time in his career as he completed his seventh full season at the Major League level with the Tigers...selected to start for the American League during the All-Star Game in Kansas City...marked the 10th time a Tigers pitcher has been selected to start the game...topped the American League with 238.1 innings pitched and 239 strikeouts, while he finished second with a 2.64 ERA, .217 opponent batting average, 7.25 hits per 9.0 innings and 3.98 strikeouts per walk, tied for third with 9.0 strikeouts per 9.0 innings and tied for fourth with 17 wins...led the American League with six complete games...marked the most complete games by a Tigers pitcher during a single season since RHP Steve Sparks tossed eight complete games in 2001...led the American League in strikeouts in each of the previous two seasons...first Tigers pitcher to lead the league in strikeouts in back-to-back seasons since RHP Jim Bunning did so in 1959 and 1960...posted 17 wins during the season, marking the sixth time in his career he registered 17-or-more wins...became the fifth pitcher in Tigers history with at least six seasons of 17-or-more wins...registered 239 strikeouts during the season, marking the fourth straight season he fanned 200-or-more batters...his streak of four straight seasons with 200-or-more strikeouts is the longest by a Tigers pitcher since LHP Mickey Lolich did so in six straight seasons (1969-74)...surpassed 200.0 innings for Detroit for the sixth straight season, tossing 238.1 innings...his streak with 200.0-or-more innings pitched was the longest by a Tigers pitcher since RHP Jack Morris did so in seven straight seasons (1982-88)...with 17 wins during the season, he passed RHP Virgil Trucks (114), RHP Denny McLain (117), RHP Jim Bunning (118), RHP Dan Petry (119) and RHP Frank Lary (123) to move into 10th place in Tigers history with 124 wins...with 239 strikeouts during the season, he passed RHP George Mullin (1,380) and RHP Jim Bunning (1,406) to move into fifth place in Tigers history with 1,454 strikeouts...named to The *Sporting News'* American League All-Star squad following the season...tabbed the best pitcher and rated as possessing the best fastball and curveball and second-best control in the American League by *Baseball America*...earned the nod as the Tigers starter on Opening Day on April 5 vs. BOS, marking the fifth consecutive season he served as Detroit's Opening Day starter...first Tigers pitcher to start five consecutive Opening Days since RHP Jack Morris started 11 straight (1980-90)...worked 8.0 shutout innings against the Red Sox in a no-decision, marking the first time a Tigers pitcher worked 8.0-or-more shutout innings on Opening Day since LHP Mickey Lolich went the distance in a 5-0 win at Washington on April 6, 1970...made the 200th start of his Major League career on April 5 vs. BOS...became the 19th pitcher in Tigers history to start at least 200 games for the club...worked 8.0-or-more innings in each of his first three starts of the season April 5-16...became the first Tigers pitcher to do so since Jack Morris opened the 1988 season by tossing 8.0-or-more innings in each of his first three starts...fanned seven-or-more batters in each of his first four starts of the season April 5-21...joined LHP Hal Newhouser and LHP Mickey Lolich as the only Tigers pitchers since at least 1918 to have at least four straight starts with seven-or-more strikeouts to begin a season...Newhouser accomplished the feat in four starts to begin the 1946 season, while Lolich did so in his first five starts of the 1970 season...compiled a season-high, five-game winning streak April 16-May 18...selected the Tigers Pitcher of the Month for April...had a 2-1 record, a 2.41 ERA (10ER/37.1IP) and 35 strikeouts in five starts during the month...fourth in the American League with 35 strikeouts during April, while he finished eighth with a 2.41 ERA...fired a one-hit shutout vs. PIT on May 18 at Comerica Park, losing his no-hit bid on a single by Josh Harrison with one out in the 9th inning...fanned 12 batters on May 18 vs. PIT, his first of four starts during the season with a double-digit strikeout total...struck out 14 batters on Aug. 6 vs. New York (AL), 12 batters on Aug. 23 vs. TOR and 11 batters on Sept. 2 vs. CWS...selected the Tigers Pitcher of the Month for May...finished 3-2 with a 2.66 ERA (13ER/44IP) and 47 strikeouts in six starts during the month...ranked second in the American League with 47 strikeouts during May, while he finished sixth with a 2.66 ERA...posted a 3-2 record, a 2.98 ERA (14ER/42.1IP) and 39 strikeouts in six starts during June...tied for fourth in the American League with 39 strikeouts during the month...worked 5.0 innings to register a complete game in a rain-shortened game on July 31 at BOS, marking the first time he did not work 6.0-or-more innings in a start since Aug. 17, 2010...tossed 6.0-or-more innings in 63 straight starts from Aug. 22, 2010-July 26, 2012...marked the longest streak by a Major

League pitcher since LHP Steve Carlton did so in 69 straight starts Sept. 13, 1979-April 13, 1982...his streak of starts in which he worked six-or-more innings is the longest by a Tigers pitcher since at least 1918...was 3-2 with a 2.43 ERA (10ER/37IP) and 31 strikeouts in five starts during July...ranked fifth in the American League with a 2.43 ERA during the month...equaled a career high with 14 strikeouts on Aug. 6 vs. NYY...marked the most strikeouts by a Tigers pitcher vs. the Yankees since RHP Jim Bunning finished with 14 strikeouts against the club on June 20, 1958 at Briggs Stadium...topped the American League with 46 strikeouts during August...did not allow a run in 18.0 innings over a four-start stretch from Sept. 8-24...shared AL Player of the Week honors for Sept. 24-30 with Baltimore's Chris Davis...won both of his starts during the week, posting a 1.20 ERA (2ER/15IP) and 16 strikeouts...tapped the American League Pitcher of the Month and Tigers Pitcher of the Month for September...finished 5-1 with a 1.93 ERA (9ER/42IP) and 41 strikeouts in six starts during the month...led the American League with five wins and a 1.93 ERA during September, while he tied for the lead with 41 strikeouts...fanned 11 batters in both Game 1 (Oct. 6) and Game 5 (Oct. 11) of the ALDS vs. OAK...became the first pitcher in Tigers history with multiple double-digit strikeout games during postseason action...struck out 11 batters as he fired a four-hit shutout in Game 5 of the ALDS on Oct. 11 at OAK...according to the Elias Sports Bureau, he joined LHP Sandy Koufax as the only two pitchers in Major League history to toss a shutout with 10-or-more strikeouts in a series-deciding game of a postseason series...Koufax fanned 10 batters for the Dodgers as he blanked the Twins 2-0 on three hits in Game 7 of the 1965 World Series...became the fourth pitcher in Tigers history to toss a shutout during postseason action as he blanked the Athletics in Game 5 of the ALDS on Oct. 11 at Oakland...joined RHP George Mullin (Game 4 of 1909 World Series), RHP Bobo Newsom (Game 5 of 1940 World Series) and RHP Joe Coleman (Game 3 of 1972 ALCS) in accomplishing the feat for Detroit.

2011: Had the best season of his career, winning the BBWAA Cy Young and MVP Awards, and earning his fourth trip to the All-Star Game...led all American League pitchers with 24 wins, a 2.40 ERA and 250 strikeouts to become just the second Tigers pitcher to ever lead all three categories in a single season...RHP Hal Newhouser accomplished the feat for the Tigers in 1945...became the first pitcher to lead the league in all three categories since Minnesota's RHP Johan Santana did so in 2006...selected the American League Most Valuable Player and was unanimously named the American League Cy Young Award winner...became the seventh Tigers player to win the Most Valuable Player Award, joining Mickey Cochrane (1934), Hank Greenberg (1935, 1940), Charlie Gehringer (1937), Hal Newhouser (1944, 1945), RHP Denny McLain (1968) and LHP Guillermo Hernandez (1984)...became the third pitcher in Tigers history to win the Cy Young Award, joining McLain (1968, 1969) and Hernandez (1984)...became the 10th pitcher in Major League history to win both the Most Valuable Player and Cy Young Awards during the same season...joined RHP Don Newcombe (1956), LHP Sandy Koufax (1963), RHP Bob Gibson (1968), McLain (1968), LHP Vida Blue (1971), RHP Rollie Fingers (1981), Hernandez (1984), RHP Roger Clemens (1986) and RHP Dennis Eckersley (1992)...joined Newcombe to become only the second player in history to win the Most Valuable Player, Cy Young and Rookie of the Year Awards...Newcombe was the NL Rookie of the Year in 1949 and he earned both the NL Most Valuable Player and Cy Young Awards in 1956...selected to the American League All-Star squad for the fourth time in his career...tapped the *Sporting News*' Player of the Year following the season...was the first pitcher to win the award since RHP Orel Hersher did so with Los Angeles (NL) in 1988...became first Tigers player to be selected the publication's Major League Player of the Year since Denny McLain following the 1968 season...selected the Major League Baseball Player of the Year and the American League Outstanding Pitcher as part of the Players Choice Award balloting...named Tiger of the Year by the Detroit chapter of the Baseball Writers Association of America...earned the Wilbur "Bullet" Rogan Award from the Negro League Baseball Museum as the American League's Pitcher of the Year...topped the American League with an .828 winning percentage, 251.0 innings pitched, a .192 opponent batting average, 6.24 hits per 9.0 innings and 8.39 baserunners per 9.0 innings, while he tied for the lead with 34 games started, finished third with 9.0 strikeouts per 9.0 innings and 4.39 strikeouts per walk, tied for fourth with four complete games, tied for fifth with two shutouts and tied for seventh with 2.0 walks per 9.0 innings...his 24 wins tied him for the 10th-highest single-season total in Tigers history...marked the most wins by a Tigers pitcher since LHP Mickey Lolich finished with 25 victories in 1971...became the first Tigers pitcher with 20-or-more wins during a season since RHP Bill Gullickson won 20 games for the club in 1991...marked the sixth time a Tigers pitcher led the AL in ERA...became the fifth pitcher to accomplish the feat and the first since RHP Mark Fidrych did so with a 2.34 ERA during the 1976 season...registered 250 strikeouts during the season, marking the third straight season he fanned 200-or-more batters...his streak was the longest by a Tigers pitcher since LHP Mickey Lolich did so in six straight seasons (1969-74)...it marked Verlander's second season for the Tigers with 250-or-more strikeouts and he joined Lolich as the only two pitchers in club history to have multiple such seasons...Lolich fanned 250-or-more batters in three seasons during his Tigers career (1969, 1971 and 1972)...surpassed 200.0 innings for Detroit for the fifth straight season, tossing 251.0 innings...his streak with 200.0-or-more innings pitched was the longest by a Tigers pitcher since RHP Jack Morris did so in seven straight seasons (1982-88)...his .192 opponent batting average and 6.24 hits per 9.0 innings were the lowest by a Tigers pitcher in club history...posted a 16-3 record when starting following a Tigers loss during the 2011 season...according to the Elias Sports Bureau, it marked the most wins by a Major League pitcher following a loss by his team since LHP Steve Carlton posted 19 such wins for the Philadelphia Phillies in 1972...named to the *Sporting News*' American League All-Star squad following the season...tapped the best pitcher and rated as possessing the best fastball, best curveball, third-best changeup and third-best pick-off move in the American League by *Baseball America*...earned the nod as the Tigers starter on Opening Day on March 31 at New York's Yankee

Stadium, marking the fourth consecutive season he served as Detroit's Opening Day starter...became the first Tigers pitcher to start four consecutive Opening Days since RHP Jack Morris started 11 straight (1980-90)...fanned eight batters against the Yankees in a no-decision that day, marking the most strikeouts by a Tigers pitcher on Opening Day since RHP Hideo Nomo also fanned eight batters on April 3, 2000 at OAK...recorded the 1,000th strikeout of his career on April 22 vs. CWS, fanning A.J. Pierzynski in the seventh inning...became the 15th pitcher in Tigers history to compile 1,000 strikeouts...shared AL Player of the Week honors for May 2-8 with Minnesota's LHP Francisco Liriano after posting a 1-0 record and 1.50 ERA (3ER/15IP) in two starts...shared AL Player of the Week honors two more times during the season, June 13-19 with Tampa Bay's RHP James Shields and Sept. 12-18 with Erick Aybar of Los Angeles (AL)...won both of his starts June 13-19, posting a 0.50 ERA (1ER/18IP) and 17 strikeouts...did not allow a run in 15.0 innings of work as he won both of his starts Sept. 12-18...compiled an 18.0-inning scoreless streak over a three-start stretch May 2-13...tossed the second no-hitter of his career on May 7 at TOR, the seventh no-hitter in Tigers history, joining RHP Virgil Trucks as the only two pitchers in Tigers history with multiple no-hitters...Trucks threw two no-hitters for the Tigers in 1952...according to STATS LLC, he became the 27th pitcher to record two career no-hitters in the American or National League...compiled a nine-game winning streak May 7-June 30, posting a 1.54 ERA (15ER/87.2IP) over the 11-start stretch...earned the win in seven straight starts May 29-June 30, while working seven-or-more innings and allowing two-or-fewer runs...he joined RHP Frank Lary (Sept. 1-29, 1956) as the only two Tigers pitchers since at least 1919 to work seven straight such outings...worked 7.0-or-more innings and allowed two-or-fewer runs in nine straight starts May 29-July 10...according to the Elias Sports Bureau, he and RHP Hal Newhouser were the only two Tigers pitchers in franchise history to have such a streak...Newhouser compiled his nine-game streak during the 1945 season...selected the Tigers Pitcher of the Month for May after posting a 3-0 record, a 2.62 ERA (13ER/44.2IP) and 33 strikeouts in six starts...fanned 10 batters on June 9 vs. SEA, his first of four starts with a double-digit strikeout total in 201...struck out 12 batters on June 14 vs. CLE, a career-high 14 batters on June 25 vs. ARI and 10 batters on Aug. 11 at CLE...garnered both American League and Tigers Pitcher of the Month honors for June...finished 6-0 with a 0.92 ERA (5ER/49IP) and 54 strikeouts in six starts during the month...according to the Elias Sports Bureau, he became the first Major League pitcher to post a 6-0 record and an ERA below 1.00 in a single month since LHP Kenny Rogers did so with Texas in May of 2005...also according to the Elias Sports Bureau, since 1913, when earned runs became an official American League statistic, the only other Tigers pitcher to win six-or-more games during a calendar month in which he posted an ERA below 1.00 was Frank Lary in September of 1956...Lary finished 7-0 with a 0.86 ERA (6ER/63IP) in seven starts during the month...topped all American League pitchers with six wins, a 0.92 ERA and 54 strikeouts during the month...earned the win in 12 straight starts July 21-Sept. 18, compiling a 2.28 ERA (22ER/87IP)...according to Elias, his streak of 12 straight starts with a win established a Tigers record...surpassed wins in 11 straight starts by both LHP Earl Whitehill (July 2-Aug. 19, 1930) and Hal Newhouser (June 11-July 27, 1946)...the 12-game winning streak established a career best for Verlander and it marked the longest winning streak by a Tigers pitcher since RHP Bobo Newsom compiled a 13-game winning streak April 25-July 13, 1940...marked the second streak in which Verlander won seven-or-more straight starts during the season and according to STATS LLC, he became the first Major League pitcher to have two streaks of winning seven-or-more straight starts during a single season since Minnesota's LHP Frank Viola in 1988...he became the first Tigers pitcher to have two such streaks in a single season since Denny McLain in 1968...tabbed the Tigers Pitcher of the Month for July after posting a 4-2 record, a 1.99 ERA (10ER/45.1IP) and 48 strikeouts in six starts...ranked second in the American League with 48 strikeouts during the month, while he tied for third with four wins and finished seventh with a 1.99 ERA...registered the 100th win of his career on Aug. 11 at CLE...became the 16th pitcher in Tigers history to earn 100 wins for the club...recorded his 20th win of the season on Aug. 27 at MIN...became the first Major League pitcher to record 20 wins prior to the end of August since Arizona's RHP Curt Schilling did so in 2002...prior to Verlander, Toronto's RHP Roger Clemens was the last American League pitcher with 20 wins prior to the end of August, doing so in 1997...selected the Tigers Pitcher of the Month for August...finished 5-0 with a 3.12 ERA (12ER/34.2IP) and 40 strikeouts in five starts during the month...tied for the lead in the American League with five wins during the month, while he finished sixth with 40 strikeouts...posted a 17.0-inning scoreless streak over a three-start stretch Sept. 7-18...posted a 4-0 record, a 2.55 ERA (10ER/35.1IP) and 32 strikeouts in five starts during September...tied for fourth in the American League with four wins during the month, while he finished eighth with a 2.55 ERA and tied for ninth with 32 strikeouts...limited lefthanded hitters to a .174 (86x495) batting average...righties batted .215 (88x409) against him...finished 10-3 with a 2.37 ERA (31ER/117.2IP) in 16 starts at home...ranked fourth in the American League with a 2.37 ERA at home...fanned 11 batters in Game 3 of the ALDS on Oct. 3 vs. NYY...marked the third-highest strikeout total by a Tigers pitcher during a single postseason game, trailing 14 strikeouts by RHP Joe Coleman (1972 ALCS) and 12 strikeouts by RHP "Wild Bill" Donovan (1907 World Series)...marked the fifth time a Tigers pitcher has posted 10-or-more strikeouts during a postseason game.

2010: Selected to the American League All-Star squad for the third time in his career as he tied for fourth in the league with 18 wins for the Tigers...tied for third in the American League with 224.1 innings pitched, while he finished fourth with 219 strikeouts, tied for fourth with 33 games started and 8.8 strikeouts per 9.0 innings, tied for fifth with four complete games, finished seventh with 10.71 baserunners per 9.0 innings, eighth with 7.62 hits per 9.0 innings, ninth with a .228 opponent batting average and 10th with 3.08 strikeouts per walk...selected to *Baseball America's* Second-Team Major League All-Star squad following the season...compiled 18

wins for the Tigers to mark the fifth straight season he has posted a double-digit win total...was the first Tigers pitcher to post a double-digit win total in at least five straight seasons since LHP Frank Tanana, who also did so in five straight seasons (1985-89)...fanned 219 batters to mark the second consecutive season he posted 200-or-more strikeouts...was first Tigers pitcher with 200-or-more strikeouts in consecutive seasons since RHP Jack Morris did so in 1986 and 1987...tossed 224.1 innings to mark the fourth straight season he surpassed the 200.0-inning mark for the Tigers...rated as possessing the best fastball and curveball in the American League by *Baseball America*...earned the nod as the Tigers starter on Opening Day on April 5 at KC, marking the third consecutive season he has served as Detroit's Opening Day starter...was the first Tigers pitcher to start three consecutive Opening Days since RHP Mike Moore also started three straight (1993-95)...tapped the Tigers Pitcher of the Month for May after posting a 4-2 record, a 2.64 ERA (13ER/44.1IP) and 41 strikeouts in six starts...tied for third in the American League with 41 strikeouts during the month, while he tied for fifth with four wins and finished seventh with a 2.64 ERA...struck out a season-high 11 batters on June 16 vs. WAS...equalled the high with 11 strikeouts on both Sept. 12 vs. BAL and Sept. 24 vs. MIN...posted a double-digit strikeout total in two other starts, fanning 10 batters on both July 3 vs. SEA and Sep. 29 at CLE...tied for third in the American League with four wins during June...finished 3-1 with a 2.88 ERA (11ER/34.1IP) and 37 strikeouts in five starts during July...tied for second in the American League with 37 strikeouts during the month, while he tied for seventh with three wins and finished ninth with a 2.88 ERA...compiled a season-high, five-game winning streak Aug. 22-Sept. 24, posting a 1.96 ERA (12ER/55.0IP) and 57 strikeouts over the seven-start stretch...tied for ninth in the American League with 38 strikeouts during August...went the distance in back-to-back starts Sept. 18 at CWS and Sept. 24 vs. MIN...became first Tigers pitcher with back-to-back complete games since LHP Mark Redman did so May 21-27, 2002...fanned 11 batters and did not issue a walk as he went the distance to earn the win on Sept. 24 vs. MIN...marked the first time a Tigers pitcher picked up the win in a complete game effort as he did not allow a walk and fanned 10-or-more batters since Jack Morris accomplished the feat on Aug. 13, 1983 vs. NYY...named the Tigers Pitcher of the Month for September after posting a 4-1 record, a 2.54 ERA (13ER/46IP) and 51 strikeouts in six starts...led the American League with 51 strikeouts during the month, while he tied for second with four wins and finished seventh with a 2.54 ERA...went 12-3 with a 2.31 ERA (29ER/113IP) in 16 starts at home...ranked seventh in the American League with a 2.31 ERA at home...his 12 wins at home established a Comerica Park single-season record.

2009: Topped the American League with 269 strikeouts for the Tigers as he was selected to the American League All-Star squad for the second time in his career...was first Tigers pitcher to lead the league in strikeouts since RHP Jack Morris did so in 1983 with 232 strikeouts...his total of 269 strikeouts marked the fifth-highest single-season total in Tigers history...led the American League with 35 games started, 240.0 innings pitched and 10.1 strikeouts per 9.0 innings, while he tied for the league lead with 19 wins, finished third with 4.27 strikeouts per walk, fifth with 10.80 baserunners per 9.0 innings, tied for fifth with three complete games, sixth with a 3.45 ERA and 8.21 hits per 9.0 innings, tied for sixth with a .243 opponent batting average and eighth with a .679 winning percentage...established career highs with 19 wins, 35 games started, 240.0 innings pitched and 269 strikeouts...named Tiger of the Year by the Detroit chapter of the BBWAA...according to the Elias Sports Bureau, his 269 strikeouts marked the most by an American League pitcher since Boston's RHP Pedro Martinez fanned 284 batters in 2000...his 269 strikeouts led all Major League pitchers and he became the fourth Tigers pitcher to lead the majors in strikeouts, joining LHP Hal Newhouser (1944 and 1945), RHP Virgil Trucks (1949) and LHP Mickey Lolich (1971)...his 19 wins marked the most by a Tigers pitcher since RHP Bill Gullickson won 20 games for the club in 1991...his 240.0 innings pitched marked the most by a Tigers pitcher since Jack Morris worked 249.2 innings for the Tigers in 1990...became the first Tigers pitcher to lead the league in innings pitched since Morris did so with 293.2 innings pitched in 1983...posted seven outings with 10-or-more strikeouts during the season...marked the most such outings by a Tigers pitcher in a single season since Jack Morris also recorded 10-or-more strikeouts in seven games during the 1986 season...fanned eight-or-more batters in 20 of his starts during the season...the 20 outings with eight-or-more strikeouts were the most by a Tigers pitcher in a single season since at least 1954...became the first Tigers pitcher to top 200 strikeouts in a season since RHP Jeremy Bonderman fanned 202 batters in 2006...rated as possessing the best fastball and curveball in the American League by *Baseball America*...made his second career Opening Day start on April 6 at TOR...became the first Tigers pitcher to start consecutive Opening Days since RHP Jeff Weaver did so in both 2001 and 2002...started the 100th game of his career on April 17 at SEA...equalled a career high with a seven-game winning streak April 27-June 10...had a 1.10 ERA (8ER/65.1IP) and 81 strikeouts over the nine-start stretch...according to the Elias Sports Bureau, was the first Tigers pitcher to win at least seven games with an ERA of 1.10-or-lower over a nine-start stretch since RHP Doyle Alexander did so from Aug. 20-Sept. 27, 1987...Alexander went 8-0 with a 0.96 ERA (8ER/75.1IP) over a nine-start stretch in 1987...recorded a quality start in nine straight outings April 27-June 10, the longest such streak by a Tigers pitcher since LHP Justin Thompson also registered a quality start in nine straight games July 26-Sept. 5, 1997...went 5-0 with a 0.85 ERA (4ER/42.1IP) and 60 strikeouts over a six-start stretch April 27-May 25...according to Elias, LHP Randy Johnson was the only other active pitcher at the time to ever have a six-start stretch in which he won at least five times, had an ERA below 1.00 and struck out 60-or-more batters...Johnson accomplished the feat in four different seasons (1994, 1997, 1998 and 2000)...according to the Elias Sports Bureau, he became the third pitcher in Tigers history to strike out at least 60 batters over a six-start stretch as he did so April 27-May 25...RHP Denny McLain accomplished the feat twice in 1968, while LHP Mickey Lolich did so in 1969 and 1971...won all three of his starts

April 27-May 8, fanning 31 batters as he allowed just one run in 23.0 innings pitched...according to the Elias Sports Bureau, he became the first pitcher in Tigers history to win three straight starts while allowing only one run and fanning 30-or-more batters...fanned 10-or-more batters in three straight starts May 3-14, marking the fifth time a Tigers pitcher has done so since at least 1954...he struck out 35 batters over the three-start stretch May 3-14 and, according to the Elias Sports Bureau, he joined LHP Mickey Lolich as the only two pitchers in Tigers history with as many strikeouts over a three-start stretch...had a 19.0-inning scoreless streak over a three-start stretch May 3-14...won back-to-back outings over Cleveland, May 3 at Comerica Park and May 8 at Progressive Field, posting a 0.64 ERA (1ER/14IP) and 20 strikeouts...according to the Elias Sports Bureau, he became the first Tigers pitcher to win back-to-back starts with at least 20 strikeouts and no more than one run allowed over the two games since Jack Morris did so in July of 1986...fired a two-hit shutout on May 8 at CLE...marked his fourth career complete game and third career shutout...established a career high with 13 strikeouts on May 14 at MIN...marked the most strikeouts by a Tigers pitcher since RHP Jeremy Bonderman fanned 14 batters on Aug. 23, 2004 vs. CWS...equaled the career high with 13 strikeouts on July 29 at Texas...became the first Tigers pitcher with multiple games of 13-or-more strikeouts in a single season since LHP Mickey Lolich posted three such games during the 1971 season...selected both the American League Pitcher of the Month and Tigers Pitcher of the Month for May...owned a 5-0 record, a 1.52 ERA (7ER/41.1IP) and 56 strikeouts in six starts during the month...led the league with 56 strikeouts during May, while he tied for the lead with five wins, finished second with a 1.52 ERA and third with a .178 (26x146) opponent batting average...according to the Elias Sports Bureau, was the first Major League pitcher to go undefeated in a month with as many as 56 strikeouts since Boston's Pedro Martinez did so in July of 2002...prior to Verlander, RHP Steve Sparks was the last Tigers pitcher to earn American League Pitcher of the Month honors, doing so in August of 2000...went the distance to earn the win over the White Sox on June 10 at Chicago's U.S. Cellular Field...fanned nine batters in the win to bring his season total to 106 through his first 13 starts of the season...according to the Elias Sports Bureau, he tied the franchise record for the fewest games to reach 100 strikeouts in a season, matching LHP Mickey Lolich in 1969...selected the Tigers Pitcher of the Month for June after he finished 2-1 with a 2.91 ERA (11ER/34IP) in five starts...ranked sixth in the American League with 34 strikeouts during the month...fanned 11 batters and did not issue a walk on July 7 vs. KC...became the first Tigers pitcher to strike out at least 10 batters and not issue a walk since RHP Jeff Robinson fanned 10 and did not issue a walk on June 20, 1988 against NYY...posted six strikeouts on July 18 at NYY to run his season total to 155 strikeouts in his first 20 starts of the season...according to Elias, his 155 strikeouts established a Tigers record by a pitcher in his first 20 outings of a season...eclipsed the old mark of 151 strikeouts established by LHP Mickey Lolich in 1969...tossed his third complete game of the season on July 24 vs. CWS...did not allow a run as he loaded the bases with no one out in the 9th inning, and according to the Elias Sports Bureau, it was the first time a Major League starting pitcher pitched out of a bases-loaded, no-outs situation in the 9th inning-or-later without allowing a run since Seattle's RHP Mike Moore did so in Kansas City on Sept. 16, 1985...marked his second complete game of the season against the White Sox and became the first Tigers pitcher with two complete games in a season against the same team since LHP Mark Redman went the distance twice against the Indians in 2002...did not issue a walk as he matched a career high with 13 strikeouts on July 29 at Texas...became the first Tigers pitcher to fan at least 13 batters and not issue a walk in a game since LHP Mickey Lolich did so on July 31, 1971 vs. CAL...Lolich fanned 14 batters as he failed to walk a batter in 12.0 innings of work...finished 4-2 with a 2.57 ERA (12ER/42IP) in six starts during July to earn Tigers Pitcher of the Month honors...led the American League with 48 strikeouts during July, while he tied for second with four wins and finished seventh with a 2.57 ERA...fanned 10 batters on Aug. 19 vs. SEA...ranked third in the American League with 43 strikeouts during August...recorded 11 strikeouts on Sept. 24 at CLE...compiled a 3-2 record and 3.74 ERA (18ER/43.1IP) in six starts during September...topped the American League with 49 strikeouts during the month, while he tied for eighth with three wins...limited righthanded batters to a .237 (94x397) batting average...was the 10th-lowest opponent batting average righthanded batters in the American League...went 10-2 with a 2.81 ERA (36ER/115.1IP) in 16 starts at home...ranked third in the American League with a 2.81 ERA at home...his 10 wins equaled his own Comerica Park single-season record (also won 10 games in 2007).

2008: Started a career-high 33 games during his third full season with the Tigers...tied for fifth in the American League with 33 games started...led the American League with 17 losses, while he finished third with 14 hit batsmen, tied for third with 87 walks and tied for fifth with 108 earned runs allowed...made his first career Opening Day start on March 31 vs. KC...did not figure in the decision after allowing four runs in 6.0 innings of work...went the distance on June 11 vs. CWS...limited the White Sox to one run on four hits...had a season-best, six-game winning streak June 11-July 20, posting a 2.30 ERA (14ER/54.2IP) over the eight start stretch...limited opponents to two earned runs-or-fewer in eight straight starts June 11-July 20, marking the second-longest such streak by an American League pitcher in 2008...Oakland's RHP Justin Duchscherer's stretch of 11 straight starts May 24-July 20 was the only such streak longer than Verlander's...Verlander's streak was the longest by a Tigers pitcher during a single season since RHP Dave Rozema also posted eight straight starts June 2-July 16, 1977...fanned a season-high 10 batters on June 22 at SD...marked the fourth time during his career he struck out 10-or-more batters...posted a 2-1 record and 2.73 ERA (10ER/33IP) in five starts during June...ranked fifth in the American League with a .197 (24x122) opponent batting average during June, while he tied for eighth with 34 strikeouts...tied for the lead in the American League with four wins during July, while he tied for seventh with 35 strikeouts.

TABLE OF CONTENTS

VERLANDER

PLAYER DEVELOPMENT

2019 REVIEW

OPPONENTS

HISTORY AND RECORDS

SPRING TRAINING

MEDIA INFORMATION

MINUTE MAID PARK

2007: Completed his second full season at the Major League level with the Tigers, leading the club's pitching staff with 18 wins, 201.2 innings pitched and 183 strikeouts...led the American League with a .750 winning percentage, while he finished fifth with a .233 opponent batting average and 8.08 hits per 9.0 innings, tied for sixth with 18 wins, eighth with 8.2 strikeouts per 9.0 innings and 10th with 183 strikeouts...selected to the American League All-Star squad, his first career selection...won 18 games for the Tigers which made him the sixth pitcher to win at least 17 games in the season after winning the Rookie of the Year Award (Elias)...joined RHP Don Newcombe (1950), LHP Herb Score (1956), LHP Gary Peters (1964), LHP Fernando Valenzuela (1982) and RHP Dwight Gooden (1985) in accomplishing the feat...became the first Tigers pitcher to post at least 17 wins in consecutive seasons since RHP Jack Morris did so from 1986-87...received 7.32 runs per 9.0 innings, tops in the American League...rated as possessing the best fastball and second-best curveball in the American League by *Baseball America*...recorded a quality start in each of his first four starts of the season April 6-22...along with RHP Jeremy Bonderman, it marked the first time a Tigers pitcher had done so since RHP Steve Sparks posted a quality start in each of his first four starts April 3-19, 2002...held the opposition to three earned runs-or-fewer in each of his first 10 starts April 6-May 26...was the longest such streak by a Tigers pitcher to begin the season since LHP David Wells did so in 12 straight starts to open the 1993 season...ranked seventh in the American League with a .208 (22x106) opponent batting average during April, while he was 10th with a 2.79 ERA (9ER/29IP)...won four straight starts May 4-20, compiling a 2.57 ERA (8ER/28IP)...finished 4-1 with a 3.92 ERA (17ER/39IP) in six starts during May...tied for second in the American League with four wins during the month...did not allow a run in 17.0 innings over a three-start stretch June 6-17...won four straight starts June 6-23, posting a 1.24 ERA (4ER/29IP)...fired the first no-hitter in Comerica Park history on June 12 vs. MIL, the sixth no-hitter in Tigers history...fanned a career-best 12 batters in the outing...first no-hitter in club history since Jack Morris on April 7, 1984 at CWS and the first no-hitter thrown by a Tigers pitcher in Detroit since RHP Virgil Trucks on May 15, 1952 at WAS at Briggs Stadium...earned American League Player of the Week honors for June 11-17, marking the second time he garnered the award...became just the second Tigers pitcher to capture the honor more than once, joining RHP Jack Morris who earned the award three times with Detroit...won both of his starts during the week, compiling a 1.80 ERA (3ER/15IP) and fanning 18 batters...fanned 11 batters on June 23 at Atlanta...posted a third game with double-digit strikeouts on Sept. 1 at OAK, striking out 10 batters...was the first Tigers pitcher to post three games with double-digit strikeout totals in a season since both RHP Jack Morris and RHP Jeff Robinson did so three times during the 1988 season...garnered Tigers Pitcher of the Month honors for June after compiling a 4-1 record and 2.65 ERA (34.0IP/10ER) in five starts...led all American League pitchers with a .168 (20x119) opponent batting average during the month, while he tied for second with four wins, finished sixth with 40 strikeouts and 10th with a 2.65 ERA...tied for 11th in the American League with 30 strikeouts during July...posted a 2-1 record and 4.50 ERA (16ER/32IP) in five starts during the month...compiled a 6-1 record and 3.07 ERA (15ER/44IP) over a seven-start stretch Aug. 11-Sept. 12...tapped the Tigers Pitcher of the Month for September after compiling a 4-1 record and 3.20 ERA (14ER/39.1IP) in six starts...tied for second in the American League with four wins during the month, while he finished sixth with 37 strikeouts and tied for seventh with 39.1 innings pitched.

2006: Registered 17 wins for the Tigers during his rookie campaign, the most wins by a Tigers rookie pitcher since RHP Mark Fidrych won 19 games in 1976...established a franchise record for rookie righthanded pitchers with 124 strikeouts...named the American League Rookie of the Year by the BBWAA, becoming the fourth Tigers player to earn the honor and the first since RHP Lou Whitaker in 1978...named the American League Rookie of the Year by *Sporting News* and Major League Rookie of the Year by *Baseball America*...honored as the American League Outstanding Rookie in the Players Choice Award balloting...named the Detroit Sports Broadcasters Association Tigers Rookie of the Year...selected to the TOPPS Rookie All-Star squad...tied for fourth in the American League with 17 wins, while he tied for seventh with a 3.63 ERA...led all league rookies with 17 wins, 30 games started and 186.0 innings pitched, while he was second with 124 strikeouts...ranked second among all league pitchers with eight pickoffs...rated as possessing the second-best fastball in the American League by *Baseball America*...earned his first Major League win on April 8 at TEX after blanking the Rangers on two hits over seven innings...finished 3-2 with a 3.52 ERA (12ER/30.2IP) in five starts during April...tied for sixth in the league with a .211 (24x114) opponent batting average during the month, while he tied for ninth with three wins...posted a 20-0-inning scoreless streak over a three-start stretch May 17-27...was longest such streak by a Tigers rookie pitcher since RHP Victor Santos posted a 25.0-inning scoreless streak April 11-May 18, 2001...fired a five-hit shutout on May 22 at KC, becoming the first Tigers rookie to toss a shutout since LHP Andy Van Hekken did so on Sept. 3, 2002 vs. CLE...shared American League Player of the Week honors for May 22-28 with Tampa Bay's Carl Crawford...won both of his starts during the week, posting a 0.56 ERA (1ER/16IP)...joined Tony Clark (1996) as only the second club rookie to earn the honor...tapped the American League Rookie of the Month for May after posting a 4-1 record and 1.73 ERA (7ER/36.1IP) in five starts...tied for second in the league with four wins during the month, while he was third with a 1.73 ERA...won seven straight decisions June 17-Aug. 1, compiling a 1.93 ERA (11ER/51.1IP) over the eight-start stretch...worked 6.0-or-more innings, while limiting the opposition to one run-or-fewer, in five straight starts June 28-July 26...according to the Elias Sports Bureau, he was the first rookie pitcher dating back to 1973 in the American League to post such a streak...led all American League pitchers with a 1.01 ERA (3ER/26.2IP) in four starts during July...ranked second among league pitchers with a .175 (17x97) opponent batting average during the month, while he tied



for 10th with three wins...registered an 8-3 record and 3.31 ERA (32ER/87IP) in 14 starts at Comerica Park... ranked 10th among all league pitchers with a 3.31 ERA at home...made his first postseason start in Game 2 of the ALDS against the Yankees on Oct. 5, becoming the first Tigers rookie pitcher to start a postseason game since RHP Ed Summers started Game 4 of the 1908 World Series against CHC...earned the win in Game 2 of the ALCS on Oct. 11 at OAK...per Elias, he became the first Tigers rookie pitcher to earn the win as a starter in the postseason.

2005: In his first professional season, saw action with Class A Advanced Lakeland and Double A Erie as well as making his Major League debut with Detroit...combined for a 1.29 ERA (17ER/118.2IP) in his 20 starts with Lakeland and Erie...his ERA was tops among all minor league pitchers...named to *Baseball America's* First-Team Minor League All-Star squad...garnered a spot on the publication's Class A Advanced All-Star squad as well... selected to the Florida State League midseason All-Star squad...named the best pitching prospect and rated as possessing the best fastball, breaking pitch and control in the Florida State League by *Baseball America*... won five straight decisions over a six-start stretch April 12-May 14, posting a 1.32 ERA (6ER/41IP)...fanned a season-best 12 batters in a win vs. Sarasota on April 28...matched the high with 12 strikeouts at Daytona on May 14...selected as the Florida State League Pitcher of the Week for April 25-May 1 for his efforts on April 28 vs. Sarasota...had his option transferred from Lakeland to Erie on June 20...at the time of his promotion, he was leading the Florida State League with nine wins, a 1.67 ERA and 104 strikeouts...began his stint in Double A with 24.2 scoreless innings over a six-start stretch June 21-July 28...allowed his first run in the fourth inning at Trenton on July 28...recalled by the Tigers from Erie to start the night game of a day-night doubleheader July 4 at CLE...took the loss in his Major League debut after allowing four runs on seven hits in 5.1 innings...optioned back to Erie following the start, only to return to start in a similar situation for Detroit on July 23 vs. MIN... suffered the loss in that start as well after allowing five runs on eight hits in six innings pitched...returned to Erie after being optioned back by the Tigers following his start on July 23...left his start after three innings on Aug. 2 vs. Altoona with tightness in his right shoulder...was shut down after an examination by Dr. Kyle Anderson in Detroit revealed minor posterior capsular inflammation in his right shoulder caused by fatigue...landed on the disabled list for the remainder of the season on Aug. 4 with the shoulder tightness...named the top prospect in the Tigers organization and second-best prospect in the Florida State League following the season by *Baseball America*...rated as possessing the best fastball and curveball in the Tigers organization following the season by *Baseball America*.

MINOR LEAGUES:

2004: Did not pitch after being selected by the Tigers in the first round (second overall pick) of the June 2004 draft...signed a five-year contract on Oct. 25...named the 22nd-best righthanded starting pitcher prospect in baseball following the season by *Baseball America*...named the third-best prospect in the Tigers organization following the season by *Baseball America*...rated as possessing the best curveball in the Tigers organization following the season by *Baseball America*.

PERSONAL:

Justin and his wife, Kate Upton, reside in Beverly Hills, Calif. with their daughter Genevieve.

JUSTIN BROOKS VERLANDER

Year	Team	W	L	ERA	G	GS	CG	SHO	SV	IP	H	R	ER	HR	HB	BB	SO	WP	BK	AVG
2005	Lakeland (A)	9	2	1.67	13	13	2	0	0	86.0	70	19	16	3	7	19	104	8	2	.230
	Erie (AA)	2	0	0.28	7	7	0	0	0	32.2	11	1	1	1	1	7	32	0	1	.103
	DETROIT	0	2	7.15	2	2	0	0	0	11.1	15	9	1	1	1	5	7	1	0	.313
2006	DETROIT	17	9	3.63	30	30	1	1	0	186.0	187	78	75	21	6	60	124	5	1	.266
2007	DETROIT	18	6	3.66	32	32	1	1	0	201.2	181	88	82	20	19	67	183	17	2	.233
2008	DETROIT	11	17	4.84	33	33	1	0	0	201.0	195	119	108	18	14	87	163	6	3	.254
2009	DETROIT	19	9	3.45	35	35	3	1	0	240.0	219	99	92	20	6	63	269	8	4	.243
2010	DETROIT	18	9	3.37	33	33	4	0	0	224.1	190	89	84	14	6	71	219	11	2	.228
2011	DETROIT	24	5	2.40	34	34	4	2	0	251.0	174	73	67	24	3	57	250	7	2	.192
2012	DETROIT	17	8	2.64	33	33	6	1	0	238.1	192	81	70	19	5	60	239	2	1	.217
2013	DETROIT	13	12	3.46	34	34	0	0	0	218.1	212	94	84	19	4	75	217	3	1	.253
2014	DETROIT	15	12	4.54	32	32	0	0	0	206.0	223	114	104	18	5	65	159	5	1	.275
2015	Toledo (AAA)#	0	0	3.24	2	2	0	0	0	8.1	10	4	3	0	1	2	12	0	0	.294
	DETROIT	5	8	3.38	20	20	1	1	0	133.1	113	56	50	13	3	32	113	2	0	.229
2016	DETROIT	16	9	3.04	34	34	2	0	0	227.2	171	81	77	30	8	57	254	6	0	.207
2017	DETROIT	10	8	3.82	28	28	0	0	0	172.0	153	76	73	23	3	67	176	5	0	.234
	HOUSTON	5	0	1.06	5	5	0	0	0	34.0	17	4	4	4	1	5	43	0	0	.149
2018	HOUSTON	16	9	2.52	34	34	1	1	0	214.0	156	63	60	28	8	37	290	5	2	.200
2019	HOUSTON	21	6	2.58	34	34	2	1	0	223.0	137	66	64	36	6	42	300	4	0	.172
MINOR LEAGUE TOTALS		11	2	1.42	22	22	2	0	0	127.0	91	24	20	4	9	28	148	8	3	.204
MAJOR LEAGUE TOTALS		225	129	3.33	453	453	26	9	0	2982.0	2535	1190	1103	308	98	850	3006	87	19	.228

#Rehab Assignment

DIVISION SERIES RECORD

Year	Team/Opponent	W	L	ERA	G	GS	CG	SHO	SV	IP	H	R	ER	HR	HB	BB	SO	WP	BK	AVG
2006	DET/NYY	0	0	5.06	1	1	0	0	0	5.1	7	3	3	1	0	4	5	0	0	.318
2011	DET/NYY	1	0	5.00	2	2	0	0	0	9.0	6	5	5	0	1	5	12	1	0	.188
2012	DET/OAK	2	0	0.56	2	2	1	0	0	16.0	7	1	1	1	0	5	22	0	0	.130
2013	DET/OAK	1	0	0.00	2	2	0	0	0	15.0	6	0	0	0	0	2	21	0	0	.118
2014	DET/BAL	0	0	5.40	1	1	0	0	0	5.0	6	3	3	1	0	1	4	0	0	.318
2017	HOU/BOS	2	0	3.12	2	1	0	0	0	8.2	7	3	3	1	0	4	3	0	0	.231
2018	HOU/CLE	1	0	3.38	1	1	0	0	0	5.1	2	2	2	0	0	2	7	0	0	.111
2019	HOU/TB	1	1	3.38	2	2	0	0	0	10.2	8	4	4	2	0	6	13	0	0	.211
TOTALS		8	1	2.52	13	12	1	1	0	75.0	49	21	21	6	1	29	87	1	0	.185

CHAMPIONSHIP SERIES RECORD

Year	Team/Opponent	W	L	ERA	G	GS	CG	SHO	SV	IP	H	R	ER	HR	HB	BB	SO	WP	BK	AVG
2006	DET/OAK	1	0	6.75	1	1	0	0	0	5.1	7	4	4	2	0	1	6	1	1	.304
2011	DET/TEX	1	1	5.56	2	2	0	0	0	11.1	13	7	7	2	0	5	13	1	0	.277
2012	DET/NYY	1	0	1.08	1	1	0	0	0	8.1	3	1	1	1	0	0	3	0	0	.107
2013	DET/BOS	0	1	1.13	1	1	0	0	0	8.0	4	1	1	1	0	1	10	1	0	.143
2017	HOU/NYY	2	0	0.56	2	2	1	0	0	16.0	10	1	1	0	1	2	21	0	0	.179
2018	HOU/BOS	1	1	4.50	2	2	0	0	0	12.0	9	6	6	2	0	6	10	2	0	.200
2019	HOU/NYY	0	1	3.95	2	2	0	0	0	13.2	10	6	6	3	0	2	16	0	0	.200
TOTALS		6	4	3.13	11	11	1	0	0	74.2	56	26	26	11	1	17	79	5	1	.202

WORLD SERIES RECORD

Year	Team/Opponent	W	L	ERA	G	GS	CG	SHO	SV	IP	H	R	ER	HR	HB	BB	SO	WP	BK	AVG
2006	DET/STL	0	2	5.73	2	2	0	0	0	11.0	12	10	7	2	0	5	12	2	0	.273
2012	DET/SF	0	1	11.25	1	1	0	0	0	4.0	6	5	5	2	0	1	4	0	0	.333
2017	HOU/LAD	0	1	3.75	2	2	0	0	0	12.0	5	5	5	2	1	2	14	0	0	.128
2019	HOU/WSH	0	2	5.73	2	2	0	0	0	11.0	12	7	7	3	0	6	9	0	0	.279
TOTALS		0	6	5.68	7	7	0	0	0	38.0	35	27	24	9	1	14	39	2	0	.243

VERLANDER CAREER TRANSACTIONS

- Selected by Detroit in the first round (2nd overall) in the 2004 draft.
- On Disabled List, April 8-June 13, 2015 (right triceps strain).
- Acquired by Houston from Detroit in exchange along with a PTBNL (OF Juan Ramirez) in exchange for OF Daz Cameron, RHP Franklin Perez and C Jake Rogers on Aug. 31, 2017.
- Signed a three-year contract with Houston on March 24, 2019.

VERLANDER GAME HIGHS

Longest Winning Streak: 12 -- July 21-Sept. 18, 2011
 Longest Losing Streak: 4 (3x) -- last, Aug. 27-Sept. 20, 2008
 Strikeouts: 15 -- June 12, 2019 vs. Milwaukee
 Walks: 7 -- Aug. 16, 2006 at Boston
 Innings (starter): 9.0 (23x) -- last, Sept. 1, 2019 at Toronto
 Innings (relief): none
 Low-Hit Game (CG): 0 (3x) -- last, Sept. 1, 2019 at Toronto

68

RHP

B/T	HEIGHT	WEIGHT
R/R	6'7"	238

FORREST WHITLEY

Born: 9/15/97 in San Antonio, TX

Opening Day Age: 22

Contract Status: Signed through 2020

Acquired: Selected in the first round (17th overall) of the June 2016 draft.

Resides: Houston, TX

ML Service: 0.000

NON-ROSTER INVITEE

CAREER HIGHLIGHTS

- Right-hander enters the 2020 season as the Astros top prospect, and one of the top prospects in baseball...MLB.com ranks him third among right-handed pitchers and 19th among all prospects overall.
- Has pitched in parts of four minor league seasons (2016-19) with the Astros, going 9-15 with a 4.71 ERA (103ER/197IP) in 57 games (47 starts)...has recorded 289 strikeouts in 197.0 career innings.
- Has dominated the Arizona Fall League in each of the last two seasons, posting a combined 4-4 record with a 2.65 ERA (15ER/51IP) and 68 strikeouts in 12 starts in the AFL from 2018-19...went 3-2 with a 2.88 ERA (8ER/25IP) in six starts for Peoria in 2019...went 1-2 with a 2.42 ERA (7ER/26IP) in six starts for Scottsdale in 2018...was named to the 2018 AFL Rising Stars Team.
- Was selected to the 2018 SiriusXM All-Star Futures Game.
- Was named a 2017 MiLB.com Organizational All-Star after advancing to Double A Corpus Christi in what was his first full minor league season...by doing so, he became just the fifth player in a 20-year span to be drafted out of high school and advance to the Double A level in his first full minor league season, joining Chad Billingsley, Zack Greinke, Clayton Kershaw and Dylan Bundy.

MINOR LEAGUES:

2019: Combined to post a 3-7 record with a 7.99 ERA (53ER/59.2IP), 44 walks and 86 strikeouts between four levels in the Astros system: Triple A Round Rock (8g), Double A Corpus Christi (6g), Class A Advanced Fayetteville (2g) and GCL Astros (2g)...began the year at Round Rock before being placed on the injured list on May 29...began a minor league rehab assignment in July that took him through the GCL Astros and Fayetteville Woodpeckers...moved up to Corpus Christi in August and finished out the season with the Hooks...pitched in the Arizona Fall League following the year and went 3-2 with a 2.88 ERA (8ER/25IP) in six starts for Peoria...**2018:** Made eight regular season starts for Double A Corpus Christi, going 0-2 with a 3.76 ERA (11ER/26.1IP)...fanned 34 in his 26.1 innings pitched...didn't debut with the Hooks until June 8 following a 50-game suspension handed down by MLB...made six consecutive starts and exited his outing on July 5 with an oblique injury...was an MLB Futures Game selection but was unable to participate in the contest due to injury...returned to the mound in August to make two more starts before re-injuring his oblique...returned for the postseason, making one start on Sept. 7 at San Antonio (1ER/2.2IP)...following the regular season, pitched for Scottsdale in the Arizona Fall League, where he as named an AFL Rising Star...posted a 2.42 ERA (7ER/26IP) with 36 strikeouts in 26.0 innings across six starts...earned AFL Pitcher of the Week on Oct. 13...finished his campaign with his best performance of the season, tossing 5.0 scoreless, allowing just one hit with nine strikeouts on Nov. 15 vs. Peoria...**2017:** Worked his way up the Astros minor league system, moving from Class A Quad Cities to Advanced Class A Buies Creek to Double A Corpus Christi...by doing so, he became just the fifth player in a 20-year span to be drafted out of high school and advance to the Double A level in his first full minor league season, joining Chad Billingsley, Zack Greinke, Clayton Kershaw and Dylan Bundy...combined to post a 5-4 record with a 2.83 ERA (29ER/92.1IP) with 143 strikeouts in 23 games (18 starts)...was named an MiLB.com Organizational All-Star following the season...**2016:** Debuted as a professional, tossing 18.2 innings in eight games between two affiliates...signed his professional contract on June 22 after being drafted on June 8.

NOTES

- Graduated from Alamo Heights High School in San Antonio in 2016...was pitching for the Mules on the night of the 2016 draft (June 8) when he was selected by Houston...that night, which was the UIL Class 5A Semifinal at Dell Diamond in Round Rock, Whitley fanned 11 in 6.2 innings on 123 pitches to lead his club into the State Championship game.
- For his stellar senior season in 2016, he was named to the Rawlings-Perfect Game 1st Team All-America and Texas All-Region 1st Team.
- Officially signed by the Astros on June 22, 2016...signed by Astros scout Noel Gonzales-Luna.
- Is signed to a minor league contract for the 2020 season...was invited to his second Major League Spring Training camp in 2020.

CHARLES FORREST WHITLEY

Year	Team	W	L	ERA	G	GS	CG	SHO	SV	IP	H	R	ER	HR	HB	BB	SO	WP	BK	AVG
2016	GCL Astros (R)	1	1	7.36	4	2	0	0	0	7.1	8	6	6	0	0	3	13	0	0	.267
	Greeneville (R)	0	1	3.18	4	4	0	0	0	11.1	11	6	4	0	0	3	13	2	0	.244
2017	Quad Cities (A)	2	3	2.91	12	10	0	0	0	46.1	42	16	15	2	2	21	67	3	1	.247
	Buies Creek (A)	3	1	3.16	7	6	0	0	0	31.1	28	11	11	2	2	9	50	4	0	.237
	Corpus Christi (AA)	0	0	1.84	4	2	0	0	0	14.2	8	3	3	1	1	4	26	0	0	.157
2018	Corpus Christi (AA)	0	2	3.76	8	8	0	0	0	26.1	15	11	11	2	2	11	34	0	0	.160
2019	Round Rock (AAA)	0	3	12.21	8	5	0	0	0	24.1	35	33	33	9	0	15	29	1	1	.343
	GCL Astros (R)	0	2	8.31	2	2	0	0	0	4.1	2	5	4	0	0	9	10	4	0	.125
	Fayetteville (A)	1	0	2.16	2	2	0	0	0	8.1	4	2	2	0	1	1	11	0	0	.138
	Corpus Christi (AA)	2	2	5.56	6	6	0	0	0	22.2	18	14	14	2	3	19	36	7	0	.222
MINOR LEAGUE TOTALS		9	15	4.71	57	47	0	0	0	197.0	171	107	103	18	11	95	289	21	2	.232

WHITLEY CAREER TRANSACTIONS

- Selected by Houston in the first round (17th overall) of the June 2016 draft.



NON-ROSTER INVITEE

STEPHEN WRENN

Born: 10/7/94 in Marietta, GA

Opening Day Age: 25

Contract Status: Signed through 2020

Acquired: Selected in the sixth round of the June 2016 draft.

Resides: Marietta, GA

ML Service: 0.000

68

RHP

B/T HEIGHT WEIGHT
R/R 6'1 202

TABLE OF CONTENTS

WRENN

PLAYER DEVELOPMENT

2019 REVIEW

OPPONENTS

HISTORY AND RECORDS

SPRING TRAINING

MEDIA INFORMATION

MINUTE MAID PARK

CAREER HIGHLIGHTS

- Speedy outfielder has batted .253 (409x1617) with 77 doubles, 24 triples, 36 homers and 102 stolen bases across four seasons in the Astros minor league system (2016-19).
- Has been successful on 80.3% of his stolen base attempts in his minor league career (102-for-127).
- In 383 career games in the outfield, has recorded 22 outfield assists, including 12 as a right fielder and 10 as a center fielder.
- Was named to the 2016 *Baseball America* Short Season All-Star Team after posting a .908 OPS and nine home runs in 36 games with Tri-City.

MINOR LEAGUES:

2019: Batted .249 (97x390) with 22 doubles, nine triples, eight homers and 25 stolen bases in 105 games...spent the majority of the season at Double A Corpus Christi (102g), but did play three games at Triple A Round Rock...**2018:** Spent the entire season at Double A Corpus Christi and hit .248 (117x47) with 44 stolen bases...led the Texas League in stolen bases and ranked tied for second in runs scored (79)...**2017:** Played 125 games, batting .258 with 18 stolen bases...split his season between Class A Advanced Buies Creek (83g) and Class A Quad Cities (42g)...was promoted to Buies Creek on May 30...**2016:** Combined to hit .260 (75x289) with 15 doubles, 12 homers and 15 steals in 71 games between Class A Quad Cities (35g) and Class A Short Season Tri-City (36g)...was named to the *Baseball America* Short Season All-Star Team...named New York-Penn League Player of the Week for the week of June 27-July 3.

NOTES

- Graduated from Walton High School in Marietta, Ga. in 2013...was a Baseball America Third Team selection during his senior season after batting .445...was tabbed by MLB.com as the No. 69 overall prospect in the 2013 draft class...as a junior in 2012, led his team with a .404 batting average and 25 steals while posting a 2.82 ERA from the mound...earned four letters in baseball and one in football...was selected by the Braves in the 28th round of the 2013 MLB Draft, but did not sign.
- Attended the University of Georgia for three seasons (2014-16)...was a 2016 preseason All-SEC Second Team selection by the conference's coaches...hit .297 with 12 stolen bases in 2016...batted .324 in his sophomore season in 2015, posting a .400 OBP while setting a school-record on-base streak of 38 games to start the season...played in the Cape Cod League in 2015, ranking fifth in the league in home runs with five.
- Was selected by the Astros in the sixth round of the 2016 MLB Draft...signed by Astros scout Bobby St. Pierre.
- Is the son of Steve Wrenn, who was a second round pick in the 1967 MLB Draft and played four years in Cleveland's minor league system from 1967-70.
- Received his first-career invite to Major League Spring Training camp in 2020...is signed to a minor league contract through the 2020 season.

STEPHEN WILSON WRENN

Year	Team	AVG	G	AB	R	H	2B	3B	HR	RBI	BB	SO	SB	CS	OBP	SLG	SF	SH	HB	E
2016	Tri-City (A)	.282	36	149	30	42	8	2	9	27	18	40	8	1	.365	.544	1	1	2	1
	Quad Cities (A)	.236	35	140	16	33	7	3	3	12	7	38	7	2	.277	.393	0	2	1	2
2017	Quad Cities (A)	.288	42	160	29	46	10	2	3	11	18	46	8	2	.363	.431	0	3	1	0
	Buies Creek (A)	.242	83	306	36	74	7	4	4	25	32	66	10	5	.316	.330	4	8	3	1
2018	Corpus Christi (AA)	.248	121	472	79	117	23	4	9	55	44	138	44	10	.319	.371	4	5	7	2
2019	Corpus Christi (AA)	.247	102	380	56	94	22	8	8	44	43	109	24	5	.336	.411	4	1	10	6
	Round Rock (AAA)	.300	3	10	1	3	0	1	0	0	1	3	1	0	.364	.500	0	0	0	0
MINOR LEAGUE TOTALS		.253	422	1617	247	409	77	24	36	174	163	440	102	25	.328	.397	13	20	24	12

WRENN CAREER TRANSACTIONS

- Selected by Houston in the sixth round of the June 2016 draft.

BIRTHDAYS FOR PLAYERS, COACHES AND BROADCASTERS

JANUARY

- 3 Omar Lopez (43)
- 7 Brendan McCurry (28)
- 13 Andre Scrubb (25)
- 17 Kyle Tucker (23)
- 18 Osvaldo Duarte (24)

FEBRUARY

- 2 Brad Peacock (32)
- 7 Josh Miller (41)
- 17 Roberto Osuna (25)
- 19 Josh Reddick (33)
- 20 Justin Verlander (37)

MARCH

- 1 Lorenzo Quintana (31)
- 8 Josh James (27)
- 22 Joe Smith (36)
- 26 Cristian Javier (22)
- 30 Alex Bregman (25)

APRIL

- 2 Brandon Bielak (23)
- 3 Gary Pettis (61)
- 6 Ralphi Garza Jr. (25)
- 9 Jamie Ritchie (26)
- 16 Nivaldo Rodriguez (22)
- 19 Chas McCormick (24)
- 21 Cionel Pérez (23)
- 21 Ryan Hartman (25)
- 22 Bryan Abreu (22)
- 26 Geoff Blum (46)

MAY

- 1 Jose Urquidy (24)
- 6 Jose Altuve (29)
- 15 Michael Brantley (32)
- 15 Francisco Romero (50)
- 19 Ronnie Dawson (24)
- 26 Garrett Stubbs (26)
- 29 Joe Biagini (29)

JUNE

- 4 Kent Emanuel (27)
- 7 Robert Ford (40)
- 9 Yuli Gurriel (35)
- 15 Dusty Baker (70)
- 27 Yordan Alvarez (22)
- 30 Rogelio Armenteros (25)

JULY

- 2 Steve Sparks (56)
- 4 Jared Hughes (34)

AUGUST

- 1 Aledmys Díaz (29)
- 3 Drew Ferguson (27)
- 13 Dustin Garneau (32)
- 16 Martín Maldonado (33)
- 17 Blake Taylor (24)
- 19 Alex De Goti (25)
- 26 Alex Treviño (62)
- 30 Joe Espada (44)
- 31 Austin Pruitt (30)

SEPTEMBER

- 4 Nick Tanielu (27)
- 15 Forrest Whitley (22)
- 19 George Springer (30)
- 22 Jeremy Peña (22)
- 22 Carlos Correa (25)
- 28 Enoli Paredes (24)
- 30 Jack Mayfield (29)

OCTOBER

- 1 Cy Sneed (27)
- 2 Lance McCullers Jr. (26)
- 7 Stephen Wrenn (25)
- 14 Brent Strom (71)
- 17 Myles Straw (25)
- 18 Riley Ferrell (26)
- 21 Zack Greinke (36)

NOVEMBER

- 13 Chris Devenski (29)
- 19 Framber Valdez (26)
- 24 Francis Martes (24)
- 29 Dean Deetz (26)

DECEMBER

- 5 Troy Snitker (31)
- 6 Taylor Jones (26)
- 14 Chuckie Robinson (25)
- 15 Ryan Pressly (31)
- 17 Alex Cintrón (41)
- 20 Abraham Toro (23)
- 31 Todd Kalas (54)

*Number in parentheses indicates age as of Opening Day.

FOR THE FOR THE FOR THE
H H H
FOR THE FOR THE FOR THE
H H H
FOR THE FOR THE FOR THE
H H H



SCOUTING & PLAYER DEVELOPMENT



ASTROS MINOR LEAGUE PLAYERS OF THE YEAR

Year	Player of the Year	Pitcher of the Year
2019	IF Abraham Toro	RHP Cristian Javier
2018	OF Kyle Tucker	RHP Josh James
2017	OF Kyle Tucker	RHP Forrest Whitley
2016	IF Alex Bregman	RHP Brady Rodgers
2015	IF AJ Reed	RHP Joe Musgrove
2014	OF Brett Phillips	LHP Josh Hader
2013	OF George Springer	RHP David Martinez
2012	IF Delino DeShields	RHP Mike Foltyniewicz
2011	IF Jose Altuve	RHP Jake Buchanan
2010	OF J.D. Martinez	RHP Jordan Lyles

MINOR LEAGUE AFFILIATE HISTORY

Triple A	Double A	Class A Advanced	Class A
Round Rock (2005-10, 2019-present)	Corpus Christi (2005-present)	Fayetteville (2019-present)	Quad Cities (2013-present)
Fresno (2015-2018)	Round Rock (2000-04)	Buies Creek (2017-2018)	Lexington (2001-12)
Oklahoma City (2011-14)	Jackson (1991-99)	Lancaster (2009-16)	Michigan (1999-2002)
New Orleans (1997-2004)	Columbus (1970-90)	Salem (2003-08)	Quad Cities (1993-98)
Tucson (1980-96)	Dallas-Fort Worth (1968)	Kissimmee (1995-2000)	Asheville (1982-93)
Charleston (1977-79)	Amarillo (1965-67)	Osceola (1990-94)	Burlington (1991-92)
Memphis (1976)	San Antonio (1963-64)		Osceola (1985-89)
Iowa (1975)			Daytona Beach (1978-84)
Denver (1973-74)			Cocoa (1977)
Oklahoma City (1962-72)			Dubuque (1975-76)
			Cedar Rapids (1973-74)
			Cocoa (1965-72)
			Sumter (1971)
			Peninsula (1969)
			Greensboro (1968)
			Asheville (1967)
			Salisbury (1965-66)
			Durham (1963-66)
			Modesto (1963-64)
			Moultrie (1963)
Class A Short Season	Rookie	Gulf Coast League	Academies
Tri-City (2002-present)	Greenville (2004-16)	GCL Astros (2009-present)	Dominican (1997-present)
Pittsfield (2001)	Martinsville (1999-2003)	GCL Astros (1977-98)	Venezuelan (2002-08)
Auburn (1982-2000)	Covington (1967-76)	FRL Astros (1965)	Dominican (1991-93)
Williamsport (1969-70)	Colts (1964)		
Bismarck-Mandan (1966)			

ORGANIZATIONAL MINOR LEAGUE CHAMPIONS

Year	Club	League	Level
2018	Buies Creek	Carolina	Class A Advanced
2018	Tri-City	New York-Penn	Class A Short Season
2017	Quad Cities	Midwest	Class A
2015	Fresno	Pacific Coast	Triple A
2015	Greeneville	Appalachian	Rookie
2014	Lancaster	California	Class A Advanced
2013	Quad Cities	Midwest	Class A
2013	Tri-City	New York-Penn	Class A Short Season
2012	Lancaster	California	Class A Advanced
2010	Tri-City	New York-Penn	Class A Short Season
2006	Corpus Christi	Texas	Double A
2004	Greeneville	Appalachian	Rookie
2001*	New Orleans	Pacific Coast	Triple A
2000	Round Rock	Texas	Double A
2000	Michigan	Midwest	Class A
1999	Kissimmee	Florida State	Class A Advanced
1999	Martinsville	Appalachian	Rookie
1998	New Orleans	Pacific Coast	Triple A
1996	Jackson	Texas	Double A
1993	Tucson	Pacific Coast	Triple A
1993	Jackson	Texas	Double A
1991	Tucson	Pacific Coast	Triple A
1986	Columbus	Southern	Double A
1984	Asheville	South Atlantic	Class A
1981	Daytona Beach	Florida State	Class A
1977	Charleston	International	Triple A
1964	San Antonio	Texas	Double A
1963	Oklahoma City	Pacific Coast	Triple A

*indicates co-champion



ASTROS MINOR LEAGUE STADIUMS

CITY	NAME	LF	CF	RF	CAPACITY
Round Rock (TX)	Dell Diamond	330'	407'	325'	13,500
Corpus Christi (TX)	Whataburger Field	325'	400'	315'	7,500
Fayetteville (NC)	Segra Stadium	319'	400'	382'	4,786
Quad Cities (Davenport, IA)	Modern Woodmen Park	343'	400'	318'	7,140
Tri-City (Troy, NY)	Joseph L. Bruno Stadium	325'	400'	325'	4,500
GCL (West Palm Beach, FL)	FITTEAM Ballpark of the Palm Beaches	336'	408'	335'	7,858
DSL (Dominican Republic)	Latin American Home of the Houston Astros	330'	390'	330'	n/a

ASTROS TOP 10 PROSPECTS

MLB.com			Baseball America			Fangraphs		
Rank	Name	Pos.	Rank	Name	Pos.	Rank	Name	Pos.
1.	Forrest Whitley	RHP	1.	Forrest Whitley	RHP	1.	Forrest Whitley	RHP
2.	Freudis Nova	IF	2.	Jose Urquidy	RHP	2.	Jose Urquidy	RHP
3.	Korey Lee	C	3.	Jeremy Peña	IF	3.	Abraham Toro	IF
4.	Bryan Abreu	RHP	4.	Freudis Nova	IF	4.	Freudis Nova	IF
5.	Abraham Toro	IF	5.	Bryan Abreu	RHP	5.	Bryan Abreu	RHP
6.	Tyler Ivey	RHP	6.	Abraham Toro	IF	6.	Cristian Javier	RHP
7.	Jordan Brewer	OF	7.	Korey Lee	C	7.	Brandon Bielak	RHP
8.	Jeremy Pena	IF	8.	Cristian Javier	RHP	8.	Korey Lee	C
9.	Cristian Javier	RHP	9.	Hunter Brown	RHP	9.	Hunter Brown	RHP
10.	Brandon Bielak	RHP	10.	Grae Kessinger	IF	10.	Jairo Solis	RHP

2019 MINOR LEAGUE PLAYERS OF THE MONTH

Month	Player of the Month	Pitcher of the Month	Short Season Player	Short Season Pitcher
April	OF Yordan Alvarez	RHP Cristian Javier	-	-
May	OF Kyle Tucker	RHP Austin Hansen	-	-
June	OF Ross Adolph	RHP Luis Garcia	IF Yohander Martinez	RHP Jeremy Molero
July	IF Jeremy Peña	RHP Jojane Torres	C Nate Perry	RHP Jairo Lopez
August	IF Jack Mayfield	RHP Cristian Javier	C Nerio Rodriguez	RHP Jairo Lopez

ASTROS IN THE FUTURES GAME

Year Players

2019 **J.B. Bukauskas** (DNP)
 2018 **Yordan Alvarez** (1x3, BB)
 2017 **Yordan Alvarez** (1x1, RBI), **Derek Fisher** (1x2, 2RBI, 2B), **Kyle Tucker** (1x3, RBI)
 2016 **Alex Bregman** (3x5, R), **Joe Musgrove** (1.0 IP, 0 H, 0 R)
 2015 **Tony Kemp** (0x1, 2 BB, R), **Mark Appel** (1.0 IP, 1 H, 0 R)
 2014 **Domingo Santana** (0x2), **Michael Feliz** (1.0 IP, 2 H, 2 R, 2 SO)
 2013 **George Springer** (1x3), **Delino DeShields** (0x2), **Carlos Correa** (0x0)
 2012 **Jon Singleton** (3x4, BB, RBI, 2 R)
 2011 **Jose Altuve** (2x3, 2B)
 2010 **Jordan Lyles** (1.0 IP, 1 H, 0 R, 1 SO)
 2009 **Jason Castro** (1x2, HR, 3 RBI), **Chia-Jen Lo** (1.0 IP, 0 H, 2 BB, 1 SO)
 2008 **Polin Trinidad** (1.0 IP, 1 H, 1 SO)
 2007 **J.R. Towles** (0x1), **Jimmy Van Ostrand** (1x1, HR, RBI)
 2006 **Hunter Pence** (1x3, R, RBI), **Jason Hirsh** (starter, 1.0 IP, 1 H, 0 R, 1 SO)
 2005 **Troy Patton** (0.2 IP, 0 H, 0 R, 1 SO), **Fernando Nieve** (0.2 IP, 1 H, 0 R, 1 SO)
 2004 **Chris Burke** (1x2, R), **Willy Taveras** (0x2)
 2003 **Chris Burke** (0x2)
 2002 **John Buck** (0x1)
 2001 **Jason Lane** (0x2), **Carlos Hernandez** (1.0 IP, 3 H, 2 R, 3 SO)
 2000 **Carlos Hernandez**, **Wilfredo Rodriguez**
 1999 **Lance Berkman**

2019 ASTROS ORGANIZATIONAL LEADERS

BATTING AVG. (min. 2.7PA/G)

Abraham Toro324
Joshua Rojas315
Jeremy Pena303
Nick Tanielu295
Taylor Jones291

RUNS SCORED

Myles Straw, FRE/CC95
Kyle Tucker, FRE86
Josh Rojas, CC/BC84
Corey Julks, BC/QC79
Stephen Wrenn, CC79

HITS

Abraham Toro143
Nick Tanielu134
Alex De Goti133
Taylor Jones130
Jeremy Pena124

DOUBLES

Nick Tanielu39
Abraham Toro31
Alex De Goti29
Joshua Rojas29
4 players28

TRIPLES

Stephen Wrenn9
Osvaldo Duarte8
Jeremy Pena7
4 players6

TOTAL BASES

Kyle Tucker257
Nick Tanielu236
Abraham Toro233
Taylor Jones224
Joshua Rojas219

HOME RUNS

Kyle Tucker34
Jack Mayfield26
Seth Beer25
Yordan Alvarez23
2 players22

RUNS BATTED IN

Kyle Tucker97
Jake Adams87
Seth Beer86
Taylor Jones84
Nick Tanielu84

WALKS

Drew Ferguson68
Taylor Jones68
Chas McCormick67
Colton Shaver63
2 players61

EXTRA-BASE HITS

Kyle Tucker63
Nick Tanielu61
Joshua Rojas54
Jack Mayfield53
Abraham Toro52

STOLEN BASES

Joshua Rojas32
Kyle Tucker30
Drew Ferguson27
Stephen Wrenn25
Austin Dennis23

ON-BASE % (full-season)

Abraham Toro411
Seth Beer410
Joshua Rojas403
Drew Ferguson395
Taylor Jones388

SLUGGING % (full-season)

Joshua Rojas575
Jack Mayfield566
Seth Beer564
Kyle Tucker555
Abraham Toro527

OPS (full-season)

Joshua Rojas978
Seth Beer973
Abraham Toro938
Jack Mayfield916
Kyle Tucker909

SAVES

Riley Cabral9
Humberto Castellanos7
Willy Collado7
Colin McKee7
Felipe Paulino7
Carlos Sanabria7

INNINGS PITCHED

Chad Donato122.1
Brandon Bielak121.2
Ryan Hartman115.2
Brett Conine114.1
Cristian Javier113.2

STRIKEOUTS

Cristian Javier170
Luis Garcia168
Yohan Ramirez158
Shawn Dubin151
Brett Conine134
Jose Urquidy134

ERA (min. 100IP)

Cristian Javier1.74
Brett Conine2.20
Nivaldo Rodriguez2.40
Brett Daniels2.44
Luis Garcia2.98

WHIP (min. 100IP)

Cristian Javier0.97
Jose Bravo0.98
Nivaldo Rodriguez0.99
Brett Conine1.05
Luis Garcia1.07

SO PER 9.0 IP (min. 100IP)

Luis Garcia13.9
Cristian Javier13.5
Yohan Ramirez13.4
Shawn Dubin12.3
Jose Urquidy11.7

BB PER 9.0 IP (min. 100IP)

Jose Urquidy1.8
Jose Bravo1.9
Kent Emanuel2.0
Brett Conine2.3
Chad Donato2.9

SO PER BB (min. 100IP)

Ryan Hartman, CC11.33
Tyler Ivey, BC/QC4.66
Framber Valdez, CC/FRE4.03
Trent Thornton, FRE3.94
Abdiel Saldana, BC3.85



2020 BASEBALL OPERATIONS STAFF

General Manager	James Click
Assistant General Manager, Player Development	Pete Putila
Special Assistant to the General Manager.....	Craig Biggio, Enos Cabell
Special Assistant to the General Manager, Player Personnel.....	Kevin Goldstein
Senior Director, Player Evaluation	Ehsan Bokhari
Senior Director, Baseball Strategy	Bill Firkus
Senior Director, Baseball Operations.....	Armando Velasco
Director, Latin American Operations	Caridad Cabrera
Director, Player Evaluation	Charles Cook
Director, Minor League Operations	Derrick Fong
Director, Research and Development	Sarah Gelles
Director, Advance Information	Tom Koch-Weser
Director, Team Operations	Derek Vigoa
Senior Manager, Player Valuation & Economics	Brendan Fournie
Manager, Pro Scouting	Matt Hogan
Manager, Minor League Logistics & Housing	Juan Huitron
Manager, Baseball Administration	Alexandra Noboa
Manager, Major League Video and Technologies	Antonio Padilla
Manager, International Scouting	Brian Rodgers
Manager, Major League Strategy.....	Will Sharp
Manager, Baseball Technology	Sam Visser
Supervisor, National Scouting	Kris Gross
Area Supervisor (South Texas/Puerto Rico).....	Roman Ocumarez
Coordinator, Dominican Academy Operations	Jessica Ben
Coordinator, Baseball Strategy	Anthony Cacchione
Coordinator, Player Evaluation	Ryan Courville
Coordinator, Major League Advance Information.....	Tommy Kawamura
Coordinator, Minor League Operations	Rafael Soto
Assistant, Baseball Operations.....	Kyle McLaughlin
Assistant, Latin American Operations.....	Elizabeth Nunez
Associate Scouting Analyst.....	Cam Pendino
Player Evaluator	Aaron DelGiudice

2020 ASTROS AMATEUR & INTERNATIONAL SCOUTING STAFF

Domestic Scouting Supervisor

Kris Gross

Senior Scouting Advisor

Charlie Gonzalez

Domestic Crosscheckers

Evan Brannon..... St. Petersburg, FL
Gavin Dickey..... Atlanta, GA

Domestic Scouts

Tim Costic..... Los Angeles, CA
Ryan Courville..... Scottsdale, AZ
Andrew Johnson..... Raleigh, NC
Ryan Leake..... San Diego, CA
Scott Oberhelman..... Cincinnati, OH
Roman Ocumarez..... Houston, TX
Bobby St. Pierre..... Atlanta, GA
Jim Stevenson..... Tulsa, OK
Landon Townsley..... Baton Rouge, LA

Amateur Scouting Analysts

Aaron DelGiudice
Cam Pendino

International Scouting Supervisors

Jose Palacios..... Venezuela
Alfredo Ulloa..... Dominican Republic

International Scouts

Enrique Brito..... Venezuela
Leocadio Guevara..... Dominican Republic
Jose Lima..... Dominican Republic
Miguel Pintor..... Mexico
Thiago Ramos De Souza..... Brazil
Hassan Wessin..... Dominican Republic

Scouting Assistants

Carlos Freitas..... Venezuela
Francisco Navarro..... Dominican Republic
Omar Frias..... Dominican Republic

TABLE OF
CONTENTS

PLAYERS

PLAYER
DEVELOPMENT

2019 REVIEW

OPPONENTS

HISTORY
AND
RECORDS

SPRING TRAINING

MEDIA
INFORMATION

MINUTE MAID
PARK

2020 ASTROS MINOR LEAGUE COORDINATORS

Jason Bell.....	Fundamentals Coordinator
Bill Murphy.....	Pitching Coordinator
Jeremy Barnes.....	Hitting Coordinator
Mark Bailey.....	Catching Coordinator
Bryan Baca.....	Medical Coordinator, Assistant Rehab Coordinator
Elliot Diehl.....	Assistant Medical Coordinator
Jeff Lewis.....	ATC Rehab Coordinator
Daniel Howells.....	Strength and Conditioning Coordinator
Terrence Kennell.....	Strength and Conditioning Rehab Coordinator
Jesse Michel.....	Mental Skills Coordinator

2020 ASTROS AFFILIATE DIRECTORY

ROUND ROCK EXPRESS - AAA

Pacific Coast League
Dell Diamond
3400 E. Palm Valley Blvd.
Round Rock, TX 78665
(512) 255-2255
Owner: Ryan Sanders Baseball
Owner & CEO: Reese Ryan
President: Chris Almendarez
GM: Tim Jackson
Manager: Mickey Storey
Pitching Coach: Drew French
Hitting Coach: Ben Rosenthal
Development Coach: Ryan Engels
Trainer: John Gregorich
Strength: Hazael Wessin

CORPUS CHRISTI HOOKS - AA

Texas League
Whataburger Field
734 East Port Avenue
Corpus Christi, TX 78401
(361) 561-4665
(361) 561-4666 (Fax)
Owner: Houston Astros Baseball Club
General Manager: Wes Weigle
Assistant GM: Brady Ballard
Manager: Gregorio Petit
Pitching Coach: Graham Johnson
Hitting Coach: Jason Kanzler
Mental Skills and Dev.: Sean Connoles
Trainer: Christian Bermudez
Strength: Mike Myers

FAYETTEVILLE WOODPECKERS - A+

Carolina League
Segra Stadium
225 Ray Avenue
Suite 165
Fayetteville, NC 28301
(910) 339-1989
Owner: Houston Astros Baseball Club
President: Mark Zarzhar
General Manager: David Lane
Manager: Nate Shaver
Pitching Coach: Thomas Whitsett
Hitting Coach: Rafael Pena
Trainer: Nate Stewart
Strength: Zach Reding

QUAD CITIES RIVER BANDITS - A

Midwest League
Modern Woodmen Park
209 South Gaines Street
Davenport, IA 52802
(563) 322-6348
(563) 324-3109 (Fax)
Owner: Main Street Iowa
General Manager: Joe Kubly
Manager: Ray Hernandez
Pitching Coach: Erick Abreu
Hitting Coach: Sean Godfrey
Trainer: Brandon Zumbach
Strength: Mike Hoffman

TRI-CITY VALLEYCATS - SSA

New York-Penn League
Joseph L. Bruno Stadium
80 Vandenberg Avenue
Troy, NY 12180
(518) 629-2287
(518) 629-2299 (Fax)
Owner/President: William Gladstone
COO / EVP: Rick Murphy
GM: Matt Callahan
Manager: Wladimir Sutil
Pitching Coach: John Kovalik
Hitting Coach: Ernesto Irizarry
Development Coach: Tanner Lubach
Trainer: Roman Rendon
Strength: Josh Peterson

GCL ASTROS - ROOKIE

Gulf Coast League
FITTEAM Ballpark of the Palm Beaches
5444 Haverhill Road
West Palm Beach, FL 33407
(844) 676-2017
(561) 408-0723 (Fax)
Manager: Ricky Rivera
Pitching Coach: Jose Rada
Hitting Coach: Rene Rojas
Strength: Brittany Wiebe
Rehab Pitching: Todd Naskedov
Complex Pitching: Erick Threats
Complex Hitting: Tim LaMonte
Mental Skills Coach: Alex Serrano

DSL ASTROS - ROOKIE

Dominican Summer League
Latin American Home of the Houston Astros
Carretera Cruce de Guerra a Guerra
Km1, La Mojara, Las Caobas
Santo Domingo Este, DR
(809) 526-5148
Senior Advisor: Julio Linares
DSL Manager: Carlos Lugo
Manager: Alejandro Martinez
DSL Pitching Coach: Rick Aponte
Pitching Coach: Ezra Bye

DSL ASTROS - ROOKIE

Pitching Coach: Starlyng Sanchez
Hitting Coach: Luis Reynoso
Hitting Coach: Jose Puentes
Coach: Erik Acevedo Rojas
Coach: Selin Aquino
Trainer: Joan Segura
Trainer: Austin Smith
Trainer: John Boland
Strength Coach: Geremias Guzman
Strength Coach: Khoogas Mekaleal
Strength Coach: Chris Martin



2020 MINOR LEAGUE COORDINATORS



JASON BELL

FUNDAMENTALS COORDINATOR

YEAR IN PRO BASEBALL: 4 / YEAR WITH HOUSTON: 4



Jason Bell enters his second year as fundamentals coordinator and his fourth with the Astros. In 2019, his first year as fundamentals coordinator, the Astros led all 30 organizations in overall fielding percentage (.975).

Bell joined the Astros as a development coach at Quad Cities in 2017, helping to push the club to a Midwest League Championship title. He then served his first managerial post at Class A Short Season Tri-City in 2018, and led the club to a New York-Penn League Championship title.

Bell joined the Astros from the University of Maryland Eastern Shore, where he served as the pitching coach for the Division I program during the 2016 season. As part of the coaching staff, Bell helped lead the team to its best winning percentage in over a decade. The club also set a record for the most non-conference victories in school history while getting out to the best start to a season in 22 years. Bell also filled in as head coach for a handful of games during the season, helping the club to its first conference win of the year.

Prior to his time at Maryland Eastern Shore, Bell was the Director of Baseball Operations at Ohio University in 2015 and a video scout at Baseball Info Solutions in 2014. While at Ohio University, Bell helped the baseball program to the second-best season in school history, which included a MAC Tournament Championship and an NCAA Tournament Championship berth. During that season, the Bobcats had the best year-to-year turnaround in collegiate baseball with a 25-game improvement, and also had the MAC Player and Pitcher of the Year.

Bell played collegiately at Saint Louis University (2010-11) and the University of Central Missouri (2012-14). He was named to the Atlantic 10 All-Tournament team as a freshman at Saint Louis, pitching in Game 2 of the NCAA Division I Tournament that year in the Louisville Regional.

Bell earned his bachelor's degree in 2013 from Central Missouri, before earning his master's degree in kinesiology - sports management from Central Missouri in 2014.

MANAGERIAL/COACHING CAREER

Year	Position	Team	Level	Organization
2017	Development Coach	Quad Cities	Class A	Houston
2018	Manager	Tri-City	Class A Short Season	Houston
2019-20	Fundamentals Coordinator		Minor League	Houston



BILL MURPHY

PITCHING COORDINATOR

YEAR IN PRO BASEBALL: 5 / YEAR WITH HOUSTON: 5



Bill Murphy returns to the Astros for his fifth season, and his second as pitching coordinator.

Murphy joined the Astros in 2016 as pitching coach at Greeneville, before moving to Tri-City to serve as pitching coach for the 2017 season. In 2018, Murphy was the pitching coach for Double A Corpus Christi.

Prior to joining the Astros, Murphy served stints as the pitching coach at Brown University, and co-manager and pitching coach for the Northwoods Collegiate League Battle Creek Bombers.

In 2013, Murphy was a volunteer assistant coach at Georgetown University, and also coached in the Cal Ripken Collegiate League with the Rockville Express. Murphy was a full-time coach at Roselle Catholic High School from 2010-11 and 2012-13, which included stints as the varsity pitching coach. He has also coached at the American Legion level (2011-12), and in 2012 was an assistant coach for the Middlesex Rays of the Atlantic Baseball Confederation Collegiate League.

Murphy graduated from Rutgers University in 2010 with a bachelor's degree in psychology and a minor in history. While at Rutgers, he was a pitcher on the baseball team for three years. Murphy received his MBA in management from Wagner College in Staten Island, N.Y., where he played first base during his final year of eligibility. Murphy graduated from Roselle Catholic High School in 2007.

Murphy is zhealth certified.

MANAGERIAL/COACHING CAREER

Year	Position	Team	Level	Organization
2016	Pitching Coach	Greeneville	Rookie	Houston
2017	Pitching Coach	Tri-City	Class A Short Season	Houston
2018	Pitching Coach	Corpus Christi	Double A	Houston
2019-20	Pitching Coordinator		Minor League	Houston

2020 MINOR LEAGUE COORDINATORS



JEREMY BARNES

HITTING COORDINATOR

YEAR IN PRO BASEBALL: 11 / YEAR WITH HOUSTON: 4



Jeremy Barnes enters his fourth season with the Astros and his second as hitting coordinator.

Barnes joined the Astros as hitting coach at Tri-City in 2017, and helped lead the club to a New York-Penn League Championship title in 2018.

Barnes played professionally from 2009-15 after getting drafted by the Phillies in the 11th round of the 2009 draft. He reached the Triple A level with the Phillies in 2012 before going on to play in three different Independent Leagues. Barnes played in the Australian Baseball League for three seasons (2012-13, 2015), the Canadian-American Association for two seasons (2013-14) and the Atlantic League for one season (2013).

Following his playing career, Barnes spent over two seasons working for ACT Baseball in Canberra, Australia, as manager of player pathway and coaching development.

Jeremy is a native of Rowlett, Texas. He graduated from Notre Dame in 2009, receiving his bachelor of arts degree in anthropology. Following his four years as an infielder for the Fighting Irish, Barnes ranked among the school's top 10 players in career batting average and fielding percentage. In 2009, he was the captain of the team and received Second Team All-Big East Honors. He was a Third Team All-Big East selection in 2006.

MANAGERIAL/COACHING CAREER

Year	Position	Team	Level	Organization
2017	Hitting Coach	Tri-City	Class A Short Season	Houston
2018	Hitting Coach	Tri-City	Class A Short Season	Houston
2019-20	Hitting Coordinator		Minor League	Houston



MARK BAILEY

CATCHING COORDINATOR

YEAR IN PRO BASEBALL: 36 / YEAR WITH HOUSTON: 30



Mark Bailey enters his 23rd season as a coach or instructor in the Astros organization, and his fifth as catching coordinator.

Bailey has been a mainstay in the Astros organization since beginning his coaching career as a hitting coach with the Class A Advanced Kissimmee Cobras in 1998. He has spent a total of seven seasons as a hitting coach in Houston's system, and from 2002-09 spent eight seasons as the Astros Major League bullpen coach, where he helped guide the club to the NLCS in 2004 and the World Series in 2005.

Bailey played in parts of seven seasons in the Majors with Houston (1984-88) and San Francisco (1990, 1992), and was part of the Astros NL Western Division championship team in 1986. His best season came in 1985 for the Astros, where he played in 114 games and hit .265 with 10 homers and 45 RBI.

Bailey was drafted by Houston as an infielder in the sixth round of the 1982 draft out of Southwest Missouri State, but converted to catcher in the minors. At SMS, he was a three-year letterman in both baseball and basketball. He was also a two-time Division II All-American and set career records with 146 RBI and 16 game-winning RBI.

Mark and his wife, Mary Pat, have a son, John Patrick.

MANAGERIAL/COACHING CAREER

Year	Position	Team	Level	Organization
1998	Hitting Coach	Kissimmee	Class A Advanced	Houston
1999	Hitting Coach	Jackson	Double A	Houston
2000-01	Hitting Coach	Round Rock	Triple A	Houston
2002-09	Bullpen Coach	Houston	Major League	Houston
2010	Hitting Coach	Corpus Christi	Double A	Houston
2011-12	Hitting Coach	Tri-City	Class A Short Season	Houston
2013	Catching Coach	Corpus Christi	Double A	Houston
2014	Catching Coach	Lancaster	Class A Advanced	Houston
2015	Roving Catching Instructor		Minor League	Houston
2016-20	Catching Coordinator		Minor League	Houston



2020 MINOR LEAGUE COORDINATORS



BRYAN BACA

MEDICAL COORDINATOR

YEAR IN PRO BASEBALL: 14 / YEAR WITH HOUSTON: 14



Bryan Baca enters his fourth season as medical coordinator in what will be his 14th season overall with the Astros organization.

Prior to his current post, Baca spent two seasons as athletic trainer at Triple A Fresno (2015-16), which followed a two-year stint as the athletic trainer at Double A Corpus Christi (2013-14). Baca joined the Astros organization in 2007 as the athletic trainer at Rookie Level Greeneville and went on to serve as athletic trainer at Class A Short Season Tri-City for three years (2008-10) and Class A Advanced Lancaster for two years (2011-12).

A native of Santa Fe, N.M., Bryan is a graduate of New Mexico State where he earned a bachelor of science degree in athletic training. Prior to joining the Astros, he worked for the Santa Fe Roadrunners of the North American Hockey League.

TRAINING/COACHING CAREER

Year	Position	Team	Level	Organization
2007	Athletic Trainer	Greeneville	Rookie	Houston
2008-10	Athletic Trainer	Tri-City	Class A Short Season	Houston
2011-12	Athletic Trainer	Lancaster	Class A Advanced	Houston
2013-14	Athletic Trainer	Corpus Christi	Double A	Houston
2015-16	Athletic Trainer	Fresno	Triple A	Houston
2017-20	Medical Coordinator		Minor League	Houston



ELLIOT DIEHL

ASSISTANT MEDICAL COORDINATOR

YEAR IN PRO BASEBALL: 6 / YEAR WITH HOUSTON: 6



Elliot Diehl returns to the Astros organization for his sixth season, and his second as Assistant Medical Coordinator. Diehl joined the Astros as an athletic trainer at Greeneville (2015-16), before spending the next two seasons at Quad Cities (2017-18), where he helped the club win a Midwest League Championship title in 2017.

Prior to joining the Astros, Diehl served as the Head Athletic Trainer at Cupertino High School in California. During the 2014 season, Diehl was the Minor League Athletic Training and Rehabilitation Intern with the Philadelphia Phillies.

Diehl received his Bachelor of Science degree in Kinesiology with an emphasis in Athletic Training from San Diego State University in 2013. Elliot is a Certified Athletic Trainer through the NATA/BOC and is also recognized as a Corrective Exercise Specialist through the National Academy of Sports Medicine (NASM).

TRAINING/COACHING CAREER

Year	Position	Team	Level	Organization
2015-16	Athletic Trainer	Greeneville	Rookie	Houston
2017-18	Athletic Trainer	Quad Cities	Class A	Houston
2019-20	Assistant Medical Coordinator		Minor League	Houston



JEFF LEWIS

ATC REHAB COORDINATOR

YEAR IN PRO BASEBALL: 1 / YEAR WITH HOUSTON: 1



Jeff Lewis joins the Astros for his first season as rehab coordinator.

Lewis comes to the Astros from the Cleveland Browns, where he spent the 2019 NFL season as a physical therapy intern. Lewis served an athletic training internship with the New York Giants in 2015, before going on to serve as a student physical therapist at Yale New Haven Hospital, EXOS, JAG Physical Therapy and Tender Touch Rehab Services.

Lewis earned both his Doctorate in Physical Therapy and his bachelor's degree in athletic training from Sacred Heart University. Lewis has a number of certifications: PT, DPT, ATC, LAT and CSCS.

TRAINING/COACHING CAREER

Year	Position	Team	Level	Organization
2020	Rehab Coordinator		Minor League	Houston

2020 MINOR LEAGUE COORDINATORS



DAN HOWELLS

STRENGTH AND CONDITIONING COORDINATOR

YEAR IN PRO BASEBALL: 3 / YEAR WITH HOUSTON: 3



Dan Howells returns to the Astros for his third season as the organization's head strength and conditioning coordinator.

Howells joined the Astros after spending over four years in the United Kingdom as the strength and conditioning coach for the England Rugby 7's team from 2014-18. During this time, he also was the strength and conditioning coach for the Great Britain 7s Rugby team competing at the 2016 Rio Olympics, where they achieved a Silver medal. Prior to his time with the 7's, Howells was the Head of Strength and Conditioning for the London Wasps Rugby Club. From 2007-12, Howells was a strength and conditioning coach at the English Institute of Sport working across many Olympic sports in preparation for both the Beijing and London Olympics.

Howells attended the University of Hertfordshire, where he earned his bachelor's degree in sport and exercise science, and his master's degree in exercise physiology. He is an accredited strength and conditioning coach with the UK Strength and Conditioning Association (UKSCA) and the National Strength & Conditioning Association (NSCA).

TRAINING/COACHING CAREER

Year	Position	Team	Level	Organization
2018-20	Head Strength and Conditioning Coordinator		Minor League	Houston



TERRENCE KENNEL

STRENGTH AND CONDITIONING REHAB COORDINATOR

YEAR IN PRO BASEBALL: 2 / YEAR WITH HOUSTON: 2



Terrence TK Kennell returns to the Astros for his second season, and his first as strength and conditioning rehab coordinator. Kennell joined the Astros in 2019 as strength and conditioning coach at Double A Corpus Christi.

Kennell joined the Astros from London, England, where he was the head of rehab at the Richmond Rugby club, and a sports performance coach at Arete Performance. Prior to his time in London, Kennell worked for the Toshiba Brave Lupus Rugby Club in Tokyo, Japan, as a strength and conditioning performance consultant.

Kennell previously worked for Arkansas State University Athletics in various roles, including stints as a physical preparation coach for the school's rugby team from (2015-17), facility supervisor, wellness and performance coach (2015-17) and strength and conditioning coach for the basketball, football, tennis, baseball and volleyball programs (2015).

Kennell received his bachelor's degree in exercise science and sport management from Arkansas State University in 2017, and received his graduate degree in applied sport and exercise physiology from St. Mary's University in London in 2018. Kennell is NSCA and CSCS certified. During his time studying at Arkansas State, he played for the rugby team, helping his program win a D1A National Championship in 2014.

TRAINING/COACHING CAREER

Year	Position	Team	Level	Organization
2019	Strength Coach	Corpus Christi	Double A	Houston
2020	Strength & Conditioning Rehab Coordinator		Minor League	Houston



2020 MINOR LEAGUE COORDINATORS



JESSE MICHEL

MENTAL SKILLS COORDINATOR

YEAR IN PRO BASEBALL: 4 / YEAR WITH HOUSTON: 4



Jesse Michel enters his fourth season as the Astros mental skills coordinator. In his role, Jesse works closely with the Player Development and Sports Medicine and Performance staff, coaches, players, and front office personnel to help develop the Astros Mental Training philosophy, and spearheads the effort to develop and implement a comprehensive Mental Training Program for the organization.

Prior to joining the Astros, Jesse spent four years as the Lead Master Resilience Trainer – Performance Expert at the Comprehensive Soldier and Family Fitness (CSF2) Training Center in Honolulu, Hawaii. The mission of CSF2 is to teach resilience, sport, and performance psychology skills to U.S. Army Soldiers, family members, and DA Civilians all over the world. In his role with CSF2, Jesse provided hands-on training and self-development tools so that members of the Army family were better able to cope with adversity, perform better in stressful situations, and thrive on and off the battlefield.

Jesse received his Ph.D. in Sport and Exercise Psychology from West Virginia University, where he served as the Mental Skills Coordinator for the Mountaineer Men's and Women's Swimming program from 2009-2013. In that role, Jesse was in charge of developing team and individual Mental Training Programs for Mountaineer athletes and coaches, which included NCAA All-Americans, Conference Coach of the Year Award winners, and United States Olympic Trial participants. Prior to his time at WVU, Jesse received his M.S. in Exercise and Sport Sciences at Ithaca College and his B.A. in Psychology at the University of California at San Diego. He is also currently listed on the United States Olympic Committee Sport Psychology Registry and is a Certified Consultant of the Association of Applied Sport Psychology (CC-AASP).

Jesse resides in Florida with his wife, Lt. Col Jennifer Sherman, United States Air Force, son Jace, and their dog Tinkerbelle.

TRAINING/COACHING CAREER

Year	Position	Team	Level	Organization
2017-20	Mental Skills Coordinator		Minor League	Houston

TABLE OF
CONTENTS

PLAYERS

PLAYER
DEVELOPMENT

2019 REVIEW

OPPONENTS

HISTORY
AND RECORDS

SPRING TRAINING

MEDIA
INFORMATION

MINUTE MAID
PARK



TRIPLE A PACIFIC COAST LEAGUE

ROUND ROCK EXPRESS

ROUND ROCK IN 2019

Record:84-56
Finish: 1st, Pacific Northern Division

Dell Diamond (Year Opened: 2000 / Capacity: 13,500)
3400 E. Palm Valley Blvd. • Round Rock, TX 78665
(512) 255-2255 • rrexpress.com

ROUND ROCK STAFF



MICKY STOREY

MANAGER, ROUND ROCK

YEAR IN PRO BASEBALL: 13 / YEAR WITH HOUSTON: 5



Mickey Storey enters his second season as manager at Round Rock, and his third season as a manager in the Astros minor league system. Last year in his first season at Round Rock, Storey led the Express to a division title, a berth in the PCL Championship Series, and the most wins in all of Triple A with 84.

Storey joined the professional coaching ranks as a development coach with Class A Advanced Buies Creek in 2016. He served his first managerial post in 2018 at Quad Cities.

Prior to coaching, Storey had a nine-year professional playing career as a right-handed pitcher, that spanned from 2008-16. Storey made his Major League debut with the Astros in 2012, posting a 3.86 ERA and 34 strikeouts in 30.1 innings and 26 appearances. Storey then made it back to the Majors in 2013 with Toronto.

Drafted by the Oakland Athletics in the 31st round of the 2008 draft out of Florida Atlantic University, Storey pitched in the minor league systems of the A's (2008-11), Astros (2011-12), Blue Jays (2013-14) and Dodgers (2015). In 2016, he pitched for the Somerset Patriots of the Atlantic League. During his career, he also spent time in the Dominican Winter League, Venezuelan Winter League and Mexican Pacific Winter League.

STOREY'S RECORD AS A MANAGER

YEAR	CLUB	LEAGUE	WON	LOST	POSITION
2018	Quad Cities (A)	Midwest	81	59	Second
2019	Round Rock (AAA)	Pacific Coast	84	56	First
Totals:			165	115	



DREW FRENCH

PITCHING COACH, ROUND ROCK

YEAR IN PRO BASEBALL: 5 / YEAR WITH HOUSTON: 5



Drew French is set to begin his fifth season with the Astros as a pitching coach and his second as pitching coach at Round Rock.

Prior to joining the Express, French helped his clubs win championship titles in two straight seasons, as he was pitching coach for the Carolina League Champion Buies Creek Astros in 2018, and pitching coach for the Midwest League Champion Quad Cities River Bandits in 2017. French joined the Astros in 2016 as pitching coach at Tri-City.

Before working for the Astros, French spent two seasons as an assistant coach at Division II Lee University in Cleveland, Tenn., which followed a three-year stint as an assistant coach at Division I Florida International University.

French spent four seasons at the University of Alabama, including two seasons as Director of Baseball Operations (2010-11) and two seasons as an assistant (2008-09). During his time at Alabama, the Crimson Tide made four appearances in the SEC Tournament (2008-11), four NCAA Regional appearances (2008-11) and one NCAA Super Regional appearance (2010).

French graduated from Concordia University in Austin, Texas, in 2006 with a degree in business administration and a minor in communication. While at Concordia, he pitched and played outfield, and was a three-time Academic All-Southwestern Conference selection. A native of Austin, Texas, Drew graduated from Stephen F. Austin High School in 2002.

Drew and his wife Kate (Selman) French have two children, Cooper Andrew French and Larsen Kate French.



ROUND ROCK STAFF



BEN ROSENTHAL

HITTING COACH, ROUND ROCK

YEAR IN PRO BASEBALL: 7 / YEAR WITH HOUSTON: 4



Ben Rosenthal returns to the Astros for his fourth season as a hitting coach, and his second with Round Rock. Rosenthal joined the Astros in 2017 as hitting coach at Quad Cities, where he helped lead the club to a Midwest League Championship title. In 2018, he helped another Astros affiliate reach a championship title, as he was the hitting coach for the Carolina League Champion Buies Creek Astros.


Prior to joining the Astros, Rosenthal spent three seasons working as a coach for the baseball team at Point Loma Nazarene University, where he served as a hitting coach and third base coach, worked with the catchers, and was heavily involved in recruiting.

Rosenthal had a four-year playing career as a catcher, spending two seasons in the Cardinals minor league system (2004-05) and two seasons in the Independent Leagues (2003, 2006).

Prior to coaching at Point Loma, Rosenthal spent one year as the head coach at Mira Mesa High School (2013), leading the program to its first CIF Finals berth in almost two decades. From 2011-12, Rosenthal was first assistant at Bishop Gorman High School in Las Vegas, Nev. and helped the team win a National Championship in 2012.

Rosenthal earned his bachelor of science degree in kinesiology with a supplement in introductory sciences from San Diego State University in 2002. In 2008, he received his master's degree in physical education from Azusa Pacific. Rosenthal holds certifications from Titleist Performance Institute and The Ready State.

Ben has a wife, Katie, and two daughters, Avery and Kennedy.



RYAN ENGELS

DEVELOPMENT COACH, ROUND ROCK

YEAR IN PRO BASEBALL: 3 / YEAR WITH HOUSTON: 2



Ryan Engels enters his second season with the Astros and his first as Round Rock's development coach.

Engels joined the Astros in 2019 as a performance coach at Double A Corpus Christi from the Seattle Mariners, where he spent the 2018 season as a strength and conditioning coach/applied sport science with the Rookie Level Arizona League Mariners. Engels was a performance specialist at Center for Athletic Performance and Physical Therapy from 2017-18, and prior to that was a biomechanics laboratory assistant at South Dakota State University (2015-17).

Engels received his master's degree in health and nutritional sciences from South Dakota State University, where he worked as a strength and conditioning graduate student volunteer with the athletic department. He received his bachelor's degree in exercise science from Southwest Minnesota State University.

Engels played collegiately at Southwest Minnesota State, winning the Myles Brand Award and lettering in all four years at the university.

Engels is CSCS certified by the NSCA, is FMS Level 1 certified, TPI certified, is certified in first aid/CPR through the American Heart Association, and has his USAW L1SP certification through USA Weightlifting.



JOHN GREGORICH

ATHLETIC TRAINER, ROUND ROCK

YEAR IN PRO BASEBALL: 9 / YEAR WITH HOUSTON: 7



John Gregorich returns to the Astros for his seventh season, his second with Round Rock. Gregorich has been the athletic trainer at Corpus Christi (2018), Buies Creek (2017), Tri-City (2015-16) and Greenville (2014) during his time with Houston. In 2014, he was named the 2014 PBATS Appalachian League Athletic Trainer of the Year.

Prior to joining the Astros, Gregorich was a sports medicine intern for the Cleveland Indians (2013) and in 2012 interned with the Indians Class A affiliate, the Lake County Captains. Gregorich also served as a graduate student athletic trainer for the University of Tennessee at Chattanooga during the 2012 football season.

Gregorich received his Master of Science degree in athletic training from the University of Tennessee at Chattanooga in 2013. In 2011, he received his bachelor's degree in exercise science from Bellarmine University in Louisville, Kentucky.

Originally from Chardon, Ohio, John, his wife Chrystal and son William currently reside in Orlando, Florida.

TABLE OF
CONTENTS

PLAYERS

PLAYER
DEVELOPMENT

2019 REVIEW

OPPONENTS


HISTORY
AND RECORDS

SPRING TRAINING

MEDIA
INFORMATION

MINUTE MAID
PARK

ROUND ROCK STAFF



HAZEL WESSIN

STRENGTH COACH, ROUND ROCK

YEAR IN PRO BASEBALL: 7 / YEAR WITH HOUSTON: 6




Hazel Wessin returns to the Astros for his sixth season, and his first as Round Rock's strength coach.

Wessin spent the 2019 season as Houston's Latin America strength and conditioning coordinator, which followed two seasons as the strength and conditioning coach for a championship team, as helped Buies Creek reach a Carolina League Championship title in 2018, and Quad Cities reach a Midwest League Championship title in 2017. Prior to joining the Astros, Wessin assisted the Boston Red Sox DSL operations in 2014.

Wessin received his bachelor's degree in sport management from Faulkner University in 2014. He also received his associate of arts degree in liberal arts from Western Oklahoma State College in 2012, where he was also a member of the baseball team. In 2011, Wessin was part of the NJCAA National Championship winning team.

Wessin is a certified strength and conditioning specialist (CSCS).



**MINUTE MAID
PARK**

	SUN	MON	TUE	WED	THU	FRI	SAT
JULY				7:05 NAS	7:05 NAS	7:05 NAS	7:05 4 OKC
8:05 OKC	5 OKC	6 OKC	7:05 OKC	7:05 OKC	8:05 OKC	9:05 OKC	10 OKC
12	13	14	15	16	17	18	19
2:05 OKC	ALL-STAR BREAK	ALL-STAR BREAK	ALL-STAR BREAK	ALL-STAR BREAK	ALL-STAR BREAK	ALL-STAR BREAK	ALL-STAR BREAK
8:05 IDW	20 SA	7:05 SA	21 SA	22 SA	23 SA	24 NAS	25 NAS
8:05 NAS	26	27	28	29	30	31	

	SUN	MON	TUE	WED	THU	FRI	SAT
AUGUST							1
							9:05 SAC
	2	3	4	5	6	7	8
	3:05 SAC	2:05 SAC	7:05 ELP	7:05 ELP	7:05 ELP	7:05 ABQ	7:05 ABQ
	9	10	11	12	13	14	15
	6:05 ABQ	7:05 ABQ	7:05 ABQ	7:05 MEM	7:05 MEM	7:05 MEM	7:05 MEM
	16	17	18	19	20	21	22
	1:05 MEM	7:05 WCH	7:05 WCH	7:05 WCH	8:05 OKC	8:05 OKC	8:05 OKC
	23	24	25	26	27	28	29
	6:05 OKC	7:05 WCH	7:05 WCH	7:05 WCH	7:05 OKC	7:05 OKC	7:05 OKC
	30	31					
	6:05 OKC	7:05 MEM					

SUN	MON	TUE	WED	THU	FRI	SAT
		1 7:05 MEM	2 7:05 MEM	3 7:05 MEM	4 7:05 SA	5
6 8:05 SA	7 11:35 SA	8	9	10	11	12
			CONFERENCE PLAYOFFS			
13	14	15	16	17	18	19
			CHAMPIONSHIP SERIES			
20	21	22				

- HOME GAMES
 - AWAY GAMES
 - POSTGAME FIREWORKS
 - POSTGAME CONCERTS
 - DOG-FRIENDLY GAMES



CAN'T STOP THIS TRAIN

All times listed are CDT and are subject to change



DOUBLE A TEXAS LEAGUE

CORPUS CHRISTI HOOKS

CORPUS CHRISTI IN 2019

Record:66-73
Finish:4th, South Division

Whataburger Field (Year Opened: 2005 / Capacity: 7,500)
734 East Port Ave. • Corpus Christi, TX 78401
(361) 561-4665 • cchooks.com

CORPUS CHRISTI STAFF



GREGORIO PETIT

MANAGER, CORPUS CHRISTI

YEAR IN PRO BASEBALL: 17 / YEAR WITH HOUSTON: 2



Gregorio Petit is entering his first season as manager at Double A Corpus Christi. Petit just wrapped up a 16-year professional playing career, which included parts of six seasons in the Major Leagues with the A's (2008-09), Astros (2014), Yankees (2015), Angels (2016) and Twins (2018). He had his best season in 2014 with Houston, when he hit .278 with a .723 OPS in 37 games with the Major League club. A native of Venezuela, Petit played in 1,315 games in the minor leagues from 2003-18. In 2007, He was named a Double A Texas League Midseason All-Star. Petit also spent 13 seasons playing in the Venezuelan Winter League for Caracas.




GRAHAM JOHNSON

PITCHING COACH, CORPUS CHRISTI

YEAR IN PRO BASEBALL: 3 / YEAR WITH HOUSTON: 3



Graham Johnson returns to the Astros for his third season, and his second as Corpus Christi's pitching coach. Johnson joined the Astros in 2018 as pitching coach at Quad Cities. Prior to joining the Astros, Johnson spent six years as an assistant baseball coach at Morehead State University, where he served as pitching coach, assisted with recruiting, and oversaw field maintenance and the academic development of all student athletes in the baseball program. Johnson has also coached at Western Illinois University, and was a graduate assistant baseball coach at Lindenwood University. Graham received his Master's of Education degree from Lindenwood University, and his undergraduate degree from Culver-Stockton College. While at C-SC, Johnson had a four-year playing career on the baseball team and helped the program to two regular season conference championships, three conference tournament championships, one championship title and one super-regional appearance. Graham and his wife, Victoria, have one daughter, Charlee.



JASON KANZLER

HITTING COACH, CORPUS CHRISTI

YEAR IN PRO BASEBALL: 5 / YEAR WITH HOUSTON: 2



Jason Kanzler returns to the Astros for his second season, and first as hitting coach at Corpus Christi. Kanzler joined the Astros in 2019 as hitting coach at Fayetteville following a stint an assistant coach at Katy High School in Katy, Texas, from 2016-18. He was also an assistant coach for the Brewster Whitecaps of the Cape Cod Baseball League from 2017-18, helping to lead the squad to a Cape Cod Baseball League Championship in 2017. Kanzler was drafted by Minnesota in the 20th round of the 2013 draft and played three seasons in the Twins minor league system (2013-15). In 2015, he played with the Major League club in several Spring Training games. Kanzler earned his degree in psychology from the University at Buffalo, where he was named the 2013 Mid-American Conference Player of the Year and the 2013 University at Buffalo Male Athlete of the Year. Kanzler became the first player in NCAA history to win two Rawlings Gold Glove Awards, winning both as a center fielder. Kanzler is a Certified Strength and Conditioning Specialist through the NSCA.



CORPUS CHRISTI STAFF



SEAN CONNOLE

MENTAL SKILLS & DEVELOPMENT COACH, CORPUS CHRISTI

YEAR IN PRO BASEBALL: 1 / YEAR WITH HOUSTON: 1




Sean Connole joins the Astros for his first season as Corpus Christi's mental skills and development coach. Connole spent the 2017-19 seasons as an assistant coach at Hood College, where he served as an outfield and hitting coach while also working with the pitching staff. During the summer of 2019, Connole served as a hitting coach and strength and conditioning coach with the Waynesboro Generals of the Valley Baseball League.

From 2015-17, Connole was an assistant baseball coach at Georgetown University, working primarily with outfielders, base runners, and serving as the first base coach. Connole also assisted Georgetown's hitting coach with drill instruction, hitting technique and mentalities. He has served as a graduate associate for the baseball team at Springfield College, and in 2015 was the pitching coach for the Torrington Titans in the Futures Collegiate Baseball League of New England.

Connole has also worked as a performance coach at Explosive Performance (2018-19), and spent four years working as a fitness expert at Fitness Together Central Georgetown.

Connole earned his masters of science in sport psychology in 2015, and graduated from Washington College with a bachelor's degree in psychology in 2013. Connole played outfield and pitched while at Division III Washington College. In his four years, he batted .370, and was named All-Conference in each of his final three seasons.



CHRISTIAN BERMUDEZ

ATHLETIC TRAINER, CORPUS CHRISTI

YEAR IN PRO BASEBALL: 8 / YEAR WITH HOUSTON: 7



Christian Bermudez returns to the Houston Astros organization for his eighth season, and his second as athletic trainer for the Hooks.

Bermudez joined the Astros in 2013 as the athletic trainer for the GCL Astros. He then spent three seasons as an athletic trainer for the Astros Dominican Summer League clubs (2014-16) and was then the Latin American Medical Coordinator in 2017. In 2018, Bermudez served as the athletic trainer for the Carolina League Champion Buies Creek Astros.

Bermudez graduated from the University of South Florida in 2012 with a bachelor of science degree in athletic training. Go Bulls.



MIKE MYERS

STRENGTH COACH, CORPUS CHRISTI

YEAR IN PRO BASEBALL: 4 / YEAR WITH HOUSTON: 4



Mike Myers returns to the Astros for his fourth season as a strength and conditioning coach, and his first with Corpus Christi.

Myers joined the Astros in 2017 as the strength coach for the DSL Astros Orange, before serving the same role with the Tri-City ValleyCats in 2018 and the Fayetteville Woodpeckers in 2019. Prior to joining the Astros, Myers was a strength and conditioning intern for the Philadelphia Phillies during the 2016 season.

In addition to his time with the Phillies, Myers has also interned with the University of South Florida football and baseball teams, Pennsylvania State University men's basketball team and the football teams of Stanford University and Bucknell University.

Myers received his bachelor of science degree in kinesiology from Pennsylvania State University in 2013, and his master's degree in exercise science from the University of South Florida in 2017.

Mike is a NSCA Certified Strength and Conditioning Coach (CSCS) and a USA Level 1 Weightlifting Performance Coach.

TABLE OF
CONTENTS

PLAYERS

PLAYER
DEVELOPMENT

2019 REVIEW

OPPONENTS

HISTORY
AND RECORDS

SPRING TRAINING

MEDIA
INFORMATION

MINUTE MAID
PARK



IT'S GOOD
— TO BE —
HOME



2020 SCHEDULE

APRIL

SUN	MON	TUE	WED	THU	FRI	SAT
			1	2	3	4
5	6	7	8	9 NWA	10 7:05 NWA	11 7:05 NWA
12 2:05 SPR	13 11:05 SPR	14 6:35 SPR	15	16 NWA	17 NWA	18 NWA
19 SPR	20 SPR	21 SPR	22 SPR	23 FRI	24 FRI	25 FRI
26 FRI	27	28 6:35 AMA	29 6:35 AMA	30 6:35 AMA		

MAY

SUN	MON	TUE	WED	THU	FRI	SAT
					1 7:05 FRI	2 7:05 FRI
3 2:05 FRI	4 12:05 FRI	5 AMA	6 AMA	7	8 MID	9 MID
10 MID	11 6:35 AMA	12 6:35 AMA	13 6:35 AMA	14 6:35 AMA	15 7:05 MID	16 7:05 MID
17 2:05 MID	18 SPR	19 SPR	20 SPR	21 SPR	22 TUL	23 TUL
24 TUL	25	26 6:35 SPR	27 6:35 SPR	28 6:35 SPR	29 7:05 TUL	30 7:05 TUL
31 2:05 TUL						

JUNE

SUN	MON	TUE	WED	THU	FRI	SAT
	1	2				
7 2:05 FRI	8 MID	9 MID	10 MID	11 MID	12 FRI	13 FRI
14 FRI	15 AMA	16 AMA	17 AMA	18 AMA	19 MID	20 MID
21 MID	22	23 ASG	24	25 6:35 MID	26 7:05 MID	27 7:05 MID
28 5:05 AMA	29 6:35 AMA	30 6:35 AMA				

JULY

SUN	MON	TUE	WED	THU	FRI	SAT
			1 FRI	2 FRI	3 FRI	4 7:05 MID
5 5:05 MID	6 6:35 MID	7	8 NWA	9 NWA	10 NWA	11 ARK
12 ARK	13 ARK	14	15 6:35 NWA	16 6:35 NWA	17 7:05 NWA	18 7:05 ARK
19 5:05 ARK	20 6:35 ARK	21	22 AMA	23 AMA	24 AMA	25 MID
26 MID	27 MID	28 FRI	29 6:35 FRI	30 6:35 FRI	31 7:05 MID	

AUGUST

SUN	MON	TUE	WED	THU	FRI	SAT
						1 7:05 MID
2 MID	3 6:35 AMA	4 6:35 AMA	5 6:35 AMA	6 6:35 AMA	7 FRI	8 FRI
9 FRI	10 AMA	11	12 AMA	13 AMA	14 7:05 MID	15 7:05 MID
16 5:05 MID	17	18 6:35 ARK	19 6:35 ARK	20 6:35 ARK	21 7:05 TUL	22 7:05 TUL
23 5:05 TUL	24	25 AMA	26 AMA	27 AMA	28 AMA	29 FRI
30 5:05 FRI	31 6:35 FRI					

SEPTEMBER

SUN	MON	TUE	WED	THU	FRI	SAT
		1 ARK	2 ARK	3 ARK	4 TUL	5 TUL
6 TUL	7 TUL	8	9	10	11	12



HOME AWAY

AMA.....AMARILLO SOD POODLES
 ARK.....ARKANSAS TRAVELERS
 FRI.....FRISCO ROUGHRIDERS
 MID.....MIDLAND ROCKHOUNDS
 NWA.....NW ARKANSAS NATURALS
 SPR.....SPRINGFIELD CARDINALS
 TUL.....TULSA DRILLERS

cchooks.com

361.561.HOOK



CLASS A ADVANCED CAROLINA LEAGUE

FAYETTEVILLE WOODPECKERS

FAYETTEVILLE IN 2019

Record:72-67
Finish: 3rd, Southern Division

SEGRA STADIUM (Year Opened: 2019 / Capacity: 4,786)
460 Hay St. • Fayetteville, NC 28301
(910) 339-1989 • fayettevillewoodpeckers.com

FAYETTEVILLE STAFF



NATE SHAVER

MANAGER, FAYETTEVILLE

YEAR IN PRO BASEBALL: 4 / YEAR WITH HOUSTON: 3



Nate Shaver enters his third year with the Astros and his second as manager at Fayetteville.

Last season, his first as a manager, Shaver led the Woodpeckers to the Carolina League Championship Series. Shaver joined the Astros in 2018 as a development coach at Buies Creek, where he helped push the club to a Carolina League Championship title.

Shaver carries over a decade of coaching experience at various levels, which includes stints as an assistant coach at Wake Technical Community College (2016-17) and New Mexico State University (2011-14). In 2012, he helped to lead New Mexico State to a WAC regular season championship. Shaver has also been an assistant coach in the Futures Collegiate Baseball League (2017), the West Coast Collegiate Baseball League (2015), the Jayhawk Collegiate League (2012), and has also coached at the High School and American Legion levels.

Shaver played professionally with the Joliet Slammers of the Independent Frontier League in 2011. He played two years at New Mexico State University, where he was the program's everyday right fielder, earning various all-conference and all-tournament awards. Prior to NMSU, Shaver was an all-conference right fielder at Mt. Hood CC in Gresham, Ore., and a middle infielder at Westmont College in Santa Barbara, Calif.

Shaver holds a bachelor's degree in individualized studies, a master's in biology and a PhD in Education concentrated in Learning, Design and Technology. His research specifically related to improving baseball hitting skills utilizing video feedback, learning theory and the evaluation of individual differences.

SHAVER'S RECORD AS A MANAGER

YEAR	CLUB	LEAGUE	WON	LOST	POSITION
2019	Fayetteville (A)	Carolina	72	67	Third



THOMAS WHITSETT

PITCHING COACH, FAYETTEVILLE

YEAR IN PRO BASEBALL: 2 / YEAR WITH HOUSTON: 2



Thomas Whitsett begins his second year as pitching coach at Fayetteville.

Last season, his first as pitching coach for Fayetteville, Whitsett guided a pitching staff that led the Carolina League with 1,476 strikeouts, a new Carolina League single-season record and the third-most by any team in minor league baseball in 2019.

Whitsett joined the Astros from the University of Arizona, where he was the director of player development-pitchers. From 2016-18, Whitsett was the head baseball coach at Pleasant Valley High School in Chico, Calif. He also served as pitching coordinator at NorCal Baseball Club.

Whitsett studied Communication at the University of Nevada, Las Vegas from 2007-11.

FAYETTEVILLE STAFF



RAFAEL PEÑA

HITTING COACH, FAYETTEVILLE

YEAR IN PRO BASEBALL: 3 / YEAR WITH HOUSTON: 3



Rafael Peña returns to the Astros for his third season, and his first as hitting coach at Fayetteville. Peña joined the Astros in 2018 as development coach at Quad Cities, before spending 2019 as hitting coach at Quad Cities.

Prior to joining the Astros, Peña was an assistant baseball coach at the University of Science and Arts of Oklahoma from 2016-17. Peña has been a coach at both the Fuel Academy (2017) in Edmond, Okla. and the Valdez Academy (2013-15) in Boston, Mass.

Peña earned his bachelor's degree from the University of Science and Arts of Oklahoma, where he also played two seasons on the baseball team. He also played two seasons at Western Oklahoma State College, where he helped the club win a NJCAA Division-II National Championship title.



NATE STEWART

ATHLETIC TRAINER, FAYETTEVILLE

YEAR IN PRO BASEBALL: 15 / YEAR WITH HOUSTON: 2



Nate Stewart returns to the Astros for his second season as athletic trainer at Fayetteville.

Prior to joining the Astros, Stewart spent 13 seasons as an athletic trainer in the San Diego Padres minor league system, spending six seasons at Triple A, two at Double A, one at Class A and four at Class A Short Season. Stewart has also served as an athletic trainer at four minor league All-Star Games, and was an athletic trainer in the Arizona Fall League in one season.

Stewart graduated from Arizona State University with a bachelor's degree in kinesiology. He also received his associate's degree from Central Arizona College in athletic training. He is NATA certified and certified in CPR/AED by American Heart Association. He is a Licensed Athletic Trainer (LAT) in Arizona, Florida and North Carolina, and is a Certified Athletic Trainer (ATC).



ZACH REDING

STRENGTH COACH, FAYETTEVILLE

YEAR IN PRO BASEBALL: 2 / YEAR WITH HOUSTON: 2



Zach Reding begins his second season with the Astros and his first as strength coach at Fayetteville. Reding joined the Astros in 2019 as strength coach at Quad Cities.

Prior to working for the Astros, Reding was a graduate assistant for the baseball team and the athletic strength and conditioning staff while he earning his master's degree at Wichita State University.

Reding also received his bachelor's degree from Wichita State. He played baseball collegiately at Texas Tech University, Grayson Community College and Wichita State. While at Grayson CC, he was a First Team All-Conference selection.



2020 *Fayetteville* WOODPECKERS SCHEDULE

AWAY

HOME

April

SUN	MON	TUE	WED	THU	FRI	SAT
			1	2	3	4
5	6	7	8	9 FRE 7 PM	10 FRE 7 PM	11 FRE 5 PM
12 FRE 2 PM	13 @ DE	14 @ DE	15 @ DE	16 FBG 7 PM	17 FBG 7 PM	18 FBG 5 PM
19 FBG 2 PM	20 CAR 7 PM	21 CAR 10:30 AM	22 CAR 10:30 AM	23 @ WIL	24 @ WIL	25 @ WIL
26 @ WIL	27	28 FRE	29 FRE	30 FRE		

June

SUN	MON	TUE	WED	THU	FRI	SAT
	1	2 @ LYN	3 @ LYN	4 @ LYN	5 @ CAR	6 @ CAR
7 @ CAR	8	9 DE 7 PM	10 DE 7 PM	11 DE 7 PM	12 FBG 7 PM	13 FBG 5 PM
14 FBG 2 PM	15 @ WS	16 @ WS	17 @ WS	18 CAR 7 PM	19 CAR 7 PM	20 CAR 5 PM
21 CAR 12 PM	22	23	24	25 @ MB	26 @ MB	27 @ MB
28 @ MB	29	30 WS 7 PM				

August

SUN	MON	TUE	WED	THU	FRI	SAT
						1 @ MB
2 @ MB	3 WIL 7 PM	4 WIL 7 PM	5 WIL 7 PM	6 MB 7 PM	7 MB 7 PM	8 MB 5 PM
9 MB 2 PM	10	11 @ LYN	12 @ LYN	13 @ LYN	14 WIL 7 PM	15 WIL 5 PM
16 WIL 2 PM	17 DE 7 PM	18 DE 7 PM	19 DE 7 PM	20 @ WS	21 @ WS	22 @ WS
23 @ WS	24	25 CAR 7 PM	26 CAR 7 PM	27 CAR 7 PM	28 @ FBG	29 @ FBG
30 @ FBG	31 @ FBG					

www.FayettevilleWoodpeckers.com
(910) 339-1989

May

SUN	MON	TUE	WED	THU	FRI	SAT
					1 WIL 7 PM	2 WIL 5 PM
3 WIL 2 PM	4 @ DE	5 @ DE	6 @ DE	7 @ DE	8 MB 7 PM	9 MB 5 PM
10 MB 2 PM	11	12 @ FBG	13 @ FBG	14 @ FBG	15 CAR 7 PM	16 CAR 5 PM
17 CAR 2 PM	18 @ SAL	19 @ SAL	20 @ SAL	21 FRE	22 FRE	23 FRE
24 FRE	25 SAL 7 PM	26 SAL 7 PM	27 SAL 7 PM	28 SAL 7 PM	29 DE 7 PM	30 DE 5 PM
31 DE 2 PM						

July

SUN	MON	TUE	WED	THU	FRI	SAT
			1 WS 7 PM	2 WS 7 PM	3 WS 7 PM	4 @ CAR
5 @ CAR	6 @ CAR	7 SAL 7 PM	8 SAL 7 PM	9 SAL 7 PM	10 WS 7 PM	11 WS 5 PM
12 WS 2 PM	13 WS 7 PM	14	15 @ MB	16 @ MB	17 @ MB	18 @ SAL
19 @ SAL	20 @ SAL	21 LYN 7 PM	22 LYN 7 PM	23 LYN 7 PM	24 @ DE	25 @ DE
26 @ DE	27	28 @ WS	29 @ WS	30 @ WS	31 @ WS	

September

SUN	MON	TUE	WED	THU	FRI	SAT
		1 MB 7 PM	2 MB 7 PM	3 MB 7 PM	4 @ LYN	5 @ LYN
6 @ LYN	7 @ LYN	8	9	10	11	12
13	14	15	16	17	18	19



FRE
Frederick Keys



LYN
Lynchburg Hillcats



FBG
Fredericksburg



SAL
Salem Red Sox



WIL
Wilmington Blue Rocks

Carolina League Northern Division



CAR
Carolina Mudcats



DE
Dayton Dragons



FAY
Fayetteville Woodpeckers



MB
Myrtle Beach Pelicans



WS
Winston-Salem Dash

Carolina League Southern Division



CLASS A MIDWEST LEAGUE

QUAD CITIES RIVER BANDITS

QUAD CITIES IN 2019

Record:79-57
Finish: 2nd, Western Division

MODERN WOODMEN PARK (Year Opened: 1931 / Capacity: 7,140)
209 S. Gaines St. • Davenport, IA 52802
(563) 322-6348 • riverbandits.com

QUAD CITIES STAFF



RAY HERNANDEZ

MANAGER, QUAD CITIES

YEAR IN PRO BASEBALL: 6 / YEAR WITH HOUSTON: 3



Ray Hernandez returns to the Astros for his third season, and his second as manager at Quad Cities.

Hernandez joined the Astros in 2018 as a development coach at Triple A Fresno, before being named manager of Quad Cities in 2019. Prior to joining the Astros, Hernandez spent three years as pitching coach at Cosumnes River College in Sacramento, Calif., from 2015-17. He also spent one season coaching baseball at Elk Grove High School in Elk Grove, Calif.

Hernandez was drafted by the Diamondbacks in the 48th round of the 2011 draft, and pitched in the organization from 2011-13. He graduated from Cal State Fullerton University where he pitched two seasons on the school's baseball team.

Hernandez completed his post-grad degree from Concordia University prior to the 2018 season.

HERNANDEZ' RECORD AS A MANAGER

YEAR	CLUB	LEAGUE	WON	LOST	POSITION
2019	Quad Cities (A)	Midwest	79	57	Second



ERICK ABREU

PITCHING COACH, QUAD CITIES

YEAR IN PRO BASEBALL: 17 / YEAR WITH HOUSTON: 12



Erick Abreu begins his eighth season working in player development with the Astros, and second as Quad Cities' pitching coach. Abreu began his coaching career as a pitching coach with the DSL Astros in 2013, and has since coached at Tri-City (2018), Greeneville (2017) and the Gulf Coast League (2016).

Abreu spent five seasons pitching in the Astros minor league system (2008-12) as part of a 12-year playing career. He spent six years with the Yankees beginning in 2002, and also pitched in the Mexican League (2013).

During the 2018 offseason, Abreu was the bullpen coach for Estrellas Orientales of the Dominican Winter League, and helped the club reach a championship title after a 51-year run without a championship.

The right-hander went 40-32 with a 3.83 ERA in 219 minor league appearances (74 starts) from 2003-13. Abreu is the Double A Corpus Christi Hooks franchise leader in wins (23), strikeouts (304) and appearances (128).

Erick and his wife, Adris, reside in West Palm Beach, Fla. in the offseason with their children Jhon, Dylan and Jade.



QUAD CITIES STAFF



SEAN GODFREY

HITTING COACH, QUAD CITIES

YEAR IN PRO BASEBALL: 6 / YEAR WITH HOUSTON: 2



Sean Godfrey starts his second season with the Astros as a hitting coach, and his first at Quad Cities. Godfrey joined the Astros in 2019 as hitting coach at Tri-City following a stint at Indiana Southeast University, where he was the hitting coach for the baseball team.

Godfrey was drafted by the Atlanta Braves in the 22nd round of the 2014 draft, and played in the club's minor league system from 2014-17. In 2014, Godfrey was named an Organizational All-Star. He also played for the Independent Frontier League Champion Schaumburg Boomers from 2017-18.

Godfrey co-founded Swing to Succeed LLC in 2014, an organization that runs baseball camps. He has also served as a private baseball lesson instructor since 2011.

Godfrey graduated from Ball State University with a bachelor's degree in business administration. He was the 2014 MAC Player of the Year and a 2014 Division 1 All-American.



BRANDON ZUMBACH

ATHLETIC TRAINER, QUAD CITIES

YEAR IN PRO BASEBALL: 3 / YEAR WITH HOUSTON: 2



Brandon Zumbach returns to the Astros for his second season, and his first as athletic trainer for Quad Cities. Zumbach joined the Astros in 2019 as the athletic trainer for Tri-City. In 2018, he spent a portion of the season as a player development assistant for the New York Yankees, where he assisted the sports medicine staff with treatment, prevention and evaluation of the Yankees players.

Zumbach graduated from Central College with a degree in athletic training in 2018. At Central College, he was an athletic training student from 2015-18, where he worked with the baseball, volleyball, track and field, and football teams. He served an athletic training internship with the Triple A Iowa Cubs in 2018, and an apprenticeship with the Class A Kane County Cougars in 2017.

Zumbach is a licensed athletic trainer (LAT), a certified athletic trainer (ATC) and is certified by the National Registry for Emergency Medical Technicians as an EMT (NREMT). He is also a member of the National Athletic Trainers' Association (NATA).



MICHAEL HOFFMAN

STRENGTH COACH, QUAD CITIES

YEAR IN PRO BASEBALL: 6 / YEAR WITH HOUSTON: 4



Michael Hoffman will begin his fourth season with the Astros and his second as strength and conditioning coach for Quad Cities. In his three seasons with Houston, Hoffman has served as the strength coach at Tri-City (2017, 2019) and Quad Cities (2018).

Prior to his time with the Astros, Hoffman worked as a strength coach in the Cardinals (2013) and Brewers (2013-14) organizations. From 2012-13, he was the head strength and conditioning coach at the University of St. Francis in Joliet, Ill.

Hoffman graduated from the University of Colorado at Boulder in 2011 with a bachelor's degree in integrative physiology.

TABLE OF
CONTENTS

PLAYERS

PLAYER
DEVELOPMENT

2019 REVIEW

OPPONENTS

HISTORY
AND RECORDS

SPRING TRAINING

MEDIA
INFORMATION

MINUTE MAID
PARK



SUN	MON	TUE	WED	THU	FRI	SAT
APRIL				9 6:35 PEO	10 6:35 PEO	11 6:35 PEO
12 OFF DAY KC	13 AWAY KC	14 AWAY KC	15 AWAY KC	16 AWAY CR	17 AWAY CR	18 AWAY CR
19 AWAY CR	20 6:35 KC	21 11:15 KC	22 6:35 KC	23 6:35 CLI	24 6:35 CLI	25 5:05 CLI
26 1:05 CLI	27 OFF DAY	28 AWAY GL	29 AWAY GL	30 AWAY GL		

SUN	MON	TUE	WED	THU	FRI	SAT
	1 OFF DAY	2 AWAY BEL	3 AWAY BEL	4 AWAY BEL	5 6:35 PEO	6 6:35 PEO
7 5:05 PEO	8 6:35 BEL	9 6:35 BEL	10 6:35 BEL	11 AWAY WIS	12 AWAY WIS	13 AWAY WIS
14 AWAY WIS	15 AWAY KC	16 AWAY KC	17 AWAY KC	18 6:35 WIS	19 6:35 WIS	20 6:35 WIS
21 5:05 WIS	ALL-STAR BREAK			25 6:35 BUR	26 6:35 BUR	27 6:35 BUR
28 5:05 BUR	29 AWAY CR	30 AWAY CR	JUNE			

JUNE

SUN	MON	TUE	WED	THU	FRI	SAT
						1 6:35 BUR
2 5:05 BUR	3 OFF DAY	4 6:35 CLI	5 6:35 CLI	6 6:35 CLI	7 6:35 BEL	8 6:35 BEL
9 6:35 BEL	10 6:35 PEO	11 12:15 PEO	12 6:35 PEO	13 6:35 WIS	14 6:35 WIS	15 6:35 WIS
16 6:35 WIS	17 OFF DAY	18 6:35 BUR	19 6:35 BUR	20 6:35 WIS	21 6:35 CR	22 6:35 CR
23 6:05 CR	24 6:35 CR	25 6:35 BEL	26 6:35 BEL	27 6:35 BEL	28 6:35 WIS	29 6:35 WIS
30 6:35 CR	31 6:35 CR	AUGUST				

AUGUST

SUN	MON	TUE	WED	THU	FRI	SAT
MAY						
3 AWAY LAN	4 6:35 FW	5 6:35 FW	6 11:15 FW	7 6:35 LC	1 AWAY LAN	2 AWAY LAN
10 OFF DAY	11 AWAY CLI	12 AWAY CLI	13 AWAY CLI	14 AWAY BUR	15 AWAY BUR	16 AWAY BUR
17 1:05 CR	18 6:35 CR	19 11:15 CR	20 AWAY PEO	21 AWAY PEO	22 AWAY PEO	23 6:35 BUR
24 1:05 BUR	25 6:35 BUR	26 6:35 CLI	27 6:35 CLI	28 6:35 CLI	29 AWAY WIS	30 AWAY WIS

SUN	MON	TUE	WED	THU	FRI	SAT
JULY						
5 SIDS	6 OFF DAY	7 CLB	8 1 AWAY CR	9 2 AWAY KC	10 3 AWAY KC	11 4 AWAY KC
12 AWAY PEO	13 AWAY PEO	14 OFF DAY	15 CLB	16 CLB	17 CLB	18 PEO
19 SIDS	20 2 AWAY SB	21 AWAY DAY	22 AWAY WM	23 AWAY WM	24 AWAY WM	25 AWAY SB
26 AWAY BG	27 OFF DAY	28 CLB	29 CLB	30 CLB	31 CLB	BUR

SUN	MON	TUE	WED	THU	FRI	SAT
		1 AWAY BUR	2 AWAY BUR	3 AWAY BUR	4 6:35 WIS	5 6:35 WIS
6 1:05 WIS	7 1:05 WIS	8 OFF DAY	9 10:00 PLAYOFFS	10 10:00 PLAYOFFS	11 10:00 PLAYOFFS	12 10:00 PLAYOFFS
13 10:00 PLAYOFFS	14 10:00 PLAYOFFS	15 OFF DAY	16 10:00 PLAYOFFS	17 10:00 PLAYOFFS	18 OFF DAY	19 10:00 PLAYOFFS
20 10:00 PLAYOFFS	21 10:00 PLAYOFFS	<div>SEPTEMBER</div>				

SEPTEMBER



[/OCRIVERBANDITS](#)



/OCRANDITS

FOLLOW US ON SOCIAL MEDIA!

(563) 324-3000

WWW.RIVERBANDITS.COM

@OCRIVERBANDITS

@OCRIVERBANDITS

Special Events | AT MODERN WOODMEN PARK

NEED A VENUE?

WEDDINGS, MEETINGS, REUNIONS & MORE!



CLASS A SHORT SEASON NEW YORK-PENN LEAGUE

TRI-CITY VALLEYCATS

JOSEPH L. BRUNO STADIUM (Year Opened: 2002 / Capacity: 4,500)

P.O. Box 694 • Troy, NY 12181

(518) 629-2287 • tcvalleycats.com

TRI-CITY IN 2019

Record:32-42

Finish:4th, Stedler Division

TRI-CITY STAFF



VLADIMIR SUTIL

MANAGER, TRI-CITY

YEAR IN PRO BASEBALL: 17 / YEAR WITH HOUSTON: 15



Vladimir Sutil begins his seventh season working for the Astros in player development, his fourth as a manager and his first with Tri-City.

Sutil has spent the last three seasons as manager of the GCL Astros. He became a coach in 2014 with Greeneville, and then spent two seasons as a coach and Latin infield instructor with the GCL Astros.

Sutil played professionally for 10 seasons from 2004-13, which included the first eight years of his career in the Astros system. While with the Astros, Sutil played for Greeneville (2004), Tri-City (2005), Lexington (2005-06), Salem (2006-08), Corpus Christi (2008-11), Round Rock (2010) and Oklahoma City (2011). He was named an All-Star six times in his career, receiving New York-Penn League Midseason All-Star honors in 2005, Texas League Midseason All-Star honors in 2009, 2010 and 2011, Texas League Postseason All-Star recognition in 2009, and Independent Atlantic League All-Star honors in 2012. At the end of the 2009 season, Sutil was added to the Astros 40-man roster.

In 974 career minor league games, the infielder hit .266 with 139 doubles and 205 steals while logging over 650 games at shortstop and 200 games at second base.

SUTIL'S RECORD AS A MANAGER

YEAR	CLUB	LEAGUE	WON	LOST	POSITION
2017	GCL Astros (R)	Gulf Coast	27	27	Third
2018	GCL Astros (R)	Gulf Coast	27	28	Second
2019	GCL Astros (R)	Gulf Coast	25	26	Fourth
Totals:			79	81	



JOHN KOVALIK

PITCHING COACH, TRI-CITY

YEAR IN PRO BASEBALL: 2 / YEAR WITH HOUSTON: 2



John Kovalik returns to the Astros for his second season as pitching coach at Tri-City.

Prior to joining the Astros, Kovalik was the pitching coach at Slippery Rock University from 2016-18, where he oversaw all aspects of the team's pitching program.

Kovalik earned his bachelor's degree from Slippery Rock, where he also pitched for the baseball team. He also played four seasons in the Independent leagues for the Frontier Greys and the Gary-Southshore Railcats. Kovalik trained at Driveline Baseball during the 2016 and 2017 offseasons.

TABLE OF
CONTENTS

PLAYERS

PLAYER
DEVELOPMENT

2019 REVIEW

OPPONENTS


HISTORY
AND RECORDS

SPRING TRAINING

MEDIA
INFORMATION

MINUTE MAID
PARK

TRI-CITY STAFF



ERNESTO IRIZARRY

HITTING COACH, TRI-CITY

YEAR IN PRO BASEBALL: 2 / YEAR WITH HOUSTON: 2



Ernesto Irizarry returns to the Astros for his second season, and his first as hitting coach at Tri-City. Irizarry joined the Astros in 2019 as the club's head complex hitting coach in the Dominican Republic. Prior to working for the Astros, Irizarry was the assistant hitting coach for the Independent Northwoods League Fond Du Lac Dock Spiders during the 2018 season. He also served a stints at Roosevelt University as an assistant coach, B.I.G. Baseball Academy as assistant director, and Elite Baseball Training as an instructor.

Irizarry played in the Liga Beisbol Superior Doble A de Puerto Rico from 2014-16. He was the bullpen catcher of the Windy City Thunderbolts in 2013.

Irizarry graduated from Roosevelt University with his MBA and his bachelor's degree in criminal justice. He played at Roosevelt from 2011-12, and served as a volunteer graduate assistant on the baseball team in 2017. Prior to his time at Roosevelt, Irizarry played at Joliet Junior College from 2009-10, earning 2010 N4C First Team All-Conference honors.



TANNER LUBACH

DEVELOPMENT COACH, TRI-CITY

YEAR IN PRO BASEBALL: 1 / YEAR WITH HOUSTON: 1




Tanner Lubach joins the Astros for his first season as development coach at Tri-City.

Lubach comes to the Astros from the University of Nebraska, Lincoln, where he served stints for the baseball team as the Director of Player Personnel and Director of Baseball Operations. Lubach has also worked as a private baseball lesson instructor since 2016.

A catcher, Lubach was drafted in the ninth round of the 2015 MLB Draft by the Angels and spent two seasons in the organization's minor league system. Following his time with the Angels, Lubach played two seasons of Independent League baseball with Lake Erie, St. Paul and Normal.

Lubach graduated from the University of Nebraska, Lincoln in 2016. As a senior, Lubach was a second-team All-Big Ten selection after hitting .312 with four home runs and 26 RBI.



ROMAN RENDON

ATHLETIC TRAINER, TRI-CITY

YEAR IN PRO BASEBALL: 4 / YEAR WITH HOUSTON: 4



Roman Rendon returns to the Astros for his fourth season, and his first as athletic trainer at Tri-City.

Rendon joined the Astros in 2016 as an athletic training intern for the Triple A Fresno Grizzlies. He was the DSL Astros athletic trainer from 2017-2018, the GCL Astros athletic trainer in 2019, and had the opportunity to work as the head athletic trainer in the Dominican Republic Winter Ball league for the Aguilas Cibaenas during the winter of 2019.

Rendon received his bachelor's degree in athletic training from California State University, Fresno in May of 2017.



JOSH PETERSON

STRENGTH COACH, TRI-CITY

YEAR IN PRO BASEBALL: 2 / YEAR WITH HOUSTON: 2



Josh Peterson returns to the Astros for his second season, and his first as strength coach at Tri-City.

Peterson joined the Astros in 2019 as a performance coach at Triple A Round Rock.

Peterson recently graduated from the University of North Georgia, where he played on the baseball team. Following his playing career at the school, he served as a sports performance graduate assistant with the university's athletic strength and conditioning department.

Peterson has worked at Authentic Performance Center, and was the summer collegiate head coach of the Colorado Rough Riders baseball club in 2017.

Peterson received both his masters and bachelor's degrees in kinesiology from the University of North Georgia, and received his associates degree from Northeast Mississippi Community College. Peterson played on the baseball team at Northeast Mississippi from 2014-15 and at UNG from 2016-17. While at UNG, he helped his program reach the D-II National Championship in 2017.

Peterson is an NSCA Certified Strength and Conditioning Specialist.



CLASS A AFFILIATE
OF THE HOUSTON ASTROS!

2020 SEASON SCHEDULE

JUNE						
SUN	MON	TUE	WED	THU	FRI	SAT
7	8	9	10	11	12	13
14	15	16	17	18	19	20
				@VT	@VT	@VT
21	22	23	24	25	26	27
@CT	@CT	@CT	WIL 7:00	WIL 7:00	WIL 7:00	BRK 7:00
28	29	30				
BRK 5:00	BRK 7:00					

JULY						
SUN	MON	TUE	WED	THU	FRI	SAT
			1	2	3	4
			@AUB	@AUB	@AUB	SC 6:00
5	6	7	8	9	10	11
SC 6:00	SC 7:00	@HV	@HV	@HV	WIL 7:00	WIL 7:00
12	13	14	15	16	17	18
WIL 5:00	@LOW	@LOW	@LOW	@LOW	@SI	@SI
19	20	21	22	23	24	25
@SI		MV 7:00	MV 7:00	MV 7:00	MV 7:00	@WIL
26	27	28	29	30	31	
@WIL	@WIL	VT 7:00	VT 7:00	VT 11:00	@LOW	

*GAME TIMES & FIREWORKS
ARE SUBJECT TO CHANGE

MCNAMARA DIVISION

ABD- ABERDEEN IRONBIRDS (BALTIMORE ORIOLES)
BRK- BROOKLYN CYCLONES (NEW YORK METS)
HV- HUDSON VALLEY RENEGADES (TAMPA BAY RAYS)
SI- STATEN ISLAND YANKEES (NEW YORK YANKEES)

PINKNEY DIVISION

AUB- AUBURN DOUBLEDAYS (WASHINGTON NATIONALS)
BAT- BATAVIA MUCKDOGS (MIAMI MARLINS)
MV- MAHONING VALLEY SCRAPPERS (CLEVELAND INDIANS)
SC- STATE COLLEGE SPIKES (ST. LOUIS CARDINALS)
WIL- WILLIAMSPORT CROSSCUTTERS (PHILADELPHIA PHILLIES)
WV- WEST VIRGINIA BLACK BEARS (PITTSBURGH PIRATES)

STEDLER DIVISION

CT- CONNECTICUT TIGERS (DETROIT TIGERS)
LOW- LOWELL SPINNERS (BOSTON RED SOX)
TRI- TRI-CITY VALLEYCATS (HOUSTON ASTROS)
VT- VERMONT LAKE MONSTERS (OAKLAND ATHLETICS)

TCVALLEYCATS.COM



518-629-CATS



ROOKIE LEVEL GULF COAST LEAGUE

GCL ASTROS

GCL ASTROS IN 2019

Record:25-26
Finish:4th, East Division

FITTEAM BALLPARK OF THE PALM BEACHES (Year Opened: 2017 / Capacity: 7,984)

5444 Haverhill Rd. • West Palm Beach, FL 33407

(844) 676-2017 • fitteamballpark.com

GCL ASTROS STAFF



RICKY RIVERA

MANAGER, GCL ASTROS

YEAR IN PRO BASEBALL: 2 / YEAR WITH HOUSTON: 1



Ricky Rivera enters his first season as the GCL Astros manager.

Rivera, who is bilingual, joins the Astros after spending the 2019 season as a Scout Team Coach and Instructor for the Kansas City Royals. Prior to that, he spent two seasons as a graduate assistant baseball coach at the University of Central Missouri.

Rivera pitched Northeastern Oklahoma A&M from 2011-13 where he was a two-time All-Region selection while helping his team reach back-to-back regular season championships. He then spent two seasons as a pitcher with the University of Central Missouri (2014-15).

Rivera earned his associates degree from Northeastern Oklahoma A&M and his bachelor's degree from the University of Central Missouri. He is currently working towards earning his master's degree from UCM.



JOSE RADA

PITCHING COACH, GCL ASTROS

YEAR IN PRO BASEBALL: 13 / YEAR WITH HOUSTON: 5



Jose Rada enters his fourth season as pitching coach for the GCL Astros. Rada began his coaching career assisting the Astros pitching staff at their academy in the Dominican Republic in 2016.

Rada spent eight seasons in the minor leagues after signing with the St. Louis Cardinals prior to the 2006 season. The native of Venezuela pitched in the Cardinals system from 2006-11, reaching Double A Springfield in 2011. He also pitched in the Venezuelan Winter League from 2008-12 and 2014, and in 2015 pitched in the Independent Frontier League. Rada was a two-time Venezuelan Winter League Champion (2009 and 2012).

Rada was the analytic assistant pitching coach for Gigantes de Carolina of the Puerto Rican Winter League during the 2019 offseason, and helped the club's pitching staff to league-best marks in ERA, shutouts, walks and WHIP.



RENE ROJAS

HITTING COACH, GCL ASTROS

YEAR IN PRO BASEBALL: 17 / YEAR WITH HOUSTON: 7



Rene Rojas enters his third season as hitting coach for the GCL Astros after spending two seasons as a hitting coach for the DSL Astros Orange (2016-17). Rojas joined the Astros as a hitting coach in 2014.

Rojas worked as a hitting coach in the Cardinals minor league system from 2004-11, and then was a scout in the Angels organization from 2012-14.



GCL ASTROS STAFF



BRITTANY WIEBE

STRENGTH COACH, GCL ASTROS

YEAR IN PRO BASEBALL: 3 / YEAR WITH HOUSTON: 3



Brittany Wiebe begins her third season with the Astros and first as strength coach for the GCL Astros. Wiebe also oversees the strength and conditioning programs for the Astros Dominican Republic operations.

Wiebe joined the Astros as a strength coach in the Dominican Republic in 2018 following a stint as a graduate assistant for the football and Olympic sports programs at the University of Missouri from 2016-18. During the summer of 2016, she served an Olympic sport strength and conditioning internship with Clemson University. Wiebe has also served strength and conditioning internships at Sanford Power Center, and at North Dakota State University.

Wiebe graduated from the University of Missouri with a master of education degree in May of 2018. She received her bachelor of science degree in exercise science from North Dakota State University in 2016. While at NDSU, Wiebe was a guard on the women's basketball team.

Wiebe is an NSCA Certified Strength and Conditioning Specialist (CSCS), a certified USA Weightlifting- level one sports performance coach, and is certified by the American Red Cross in CPR/AED/First Aid.



TODD NASKEDOV

REHAB PITCHING COACH

YEAR IN PRO BASEBALL: 3 / YEAR WITH HOUSTON: 3




Todd Naskedov returns to the Astros for his third season as rehab pitching coach.

Prior to joining the Astros, Naskedov provided pitching instruction to athletes in Battle Ground, Wash., where he owned and operated Smarter Baseball. From 2014-16, he worked at Forest Grove High School in Oregon as the school's head baseball coach. He has been an assistant baseball coach for McKinney Boyd High School in McKinney, Texas (2012-14), the Cowitz Black Bears of the Collegiate West Coast League (2010-11), Pima Community College (2008-10) and Sehome High School in Bellingham, Wash. (1998-01). From 2002-08, he was the head baseball coach at Amphitheater High School in Tucson, Ariz., where he won two Arizona Daily Star and Tucson Citizen Coach of the Year awards (2006-07) and led the team to two region titles and a state runner-up finish.

Naskedov has worked for both USA Baseball and Major League Baseball. He has been a national team trials coach, task force member and site supervisor for parts of 10 years with USA Baseball from 2003-2017. Naskedov was an international envoy coach for Major League Baseball in the United Kingdom and Holland in 2001 and 2004.

Naskedov received his bachelor's degree from Western Washington University, and his master's degree from Concordia University Irvine.



ERICK THREATS

COMPLEX PITCHING COACH

YEAR IN PRO BASEBALL: 18 / YEAR WITH HOUSTON: 1



Erick Threats joins the Astros for his first season as complex pitching coach.

Threats carries 17 years of experience in pro baseball as a player and pro scout, most recently with the Arizona Diamondbacks, where he worked in the pro scouting department from 2015-17. Threats spent the 2018-19 seasons as a middle school and high school varsity pitching coach at Francis Parker Middle/Upper School in San Diego, Calif., while also working as a coach at Garciaparra Baseball Group.

Threats was selected by the Giants in the seventh round of the 2000 MLB Draft, and made his MLB debut with the club in 2007. A left-handed pitcher, Threats played in parts of three MLB seasons with the Giants (2007-08) and White Sox (2010). In addition to his 10 minor league seasons, Threats spent one season with the Independent League Long Island Ducks, and pitched five seasons in foreign winter leagues, including the Mexican Winter League and the Dominican Winter League.

A graduate of Granada High School in Livermore, Calif., Threats is on track to complete his degree in exercise science/kinesiology from San Diego State University in June 2020.

GCL ASTROS STAFF



TIM LAMONTE

COMPLEX HITTING COACH

YEAR IN PRO BASEBALL: 2 / YEAR WITH HOUSTON: 2



Tim LaMonte returns to the Astros for his second season, and his first as complex hitting coach.

LaMonte joined the Astros in 2019 as hitting coach at Corpus Christi. Prior to joining Houston, LaMonte worked as a private hitting instructor based in Texas from 1998-2018, while also teaching and coaching baseball at various school districts in Texas. He previously owned and operated In the Box Athletics, a baseball training and strength and conditioning facility.

LaMonte graduated from Texas A&M University-Commerce with a degree in kinesiology. Prior to finishing his degree, he attended Eastfield College, where he played on the baseball team.



ALEX SERRANO

MENTAL SKILLS COACH

YEAR IN PRO BASEBALL: 3 / YEAR WITH HOUSTON: 3



Alex Serrano enters his third season as a mental skills coach for the Astros. In his role, Serrano works with the mental skills coordinator to provide mental training and resources to the organization's players, coaches, and staff. As a native Spanish speaker, his primary focus is working closely with Astros Latin American players and coaches throughout the organization.

Prior to joining the Astros, Serrano served as Athletic Director for Universidad Adolfo Ibanez in Chile. Additionally, he has assisted a variety of athletes in their mental preparation for competition at the amateur, collegiate, Olympic and professional level.

Serrano holds a Doctorate in Sport Psychology from Florida State University and is a member of the Association of Applied Sport Psychology. A native of Santiago, Chile, Serrano won the Lone Star Conference discus championship as a member of the Track and Field team at Texas State University.



ROOKIE LEVEL DOMINICAN SUMMER LEAGUE

DSL ASTROS

LATIN AMERICAN HOME OF THE HOUSTON ASTROS (Year Opened: 2010)

Carretera Cruce de Guerra a Guerra, Km1, La Mojarra, Las Caobas

Santo Domingo Este, DR • (809) 526-5148

DSL ASTROS IN 2019

Record:38-31

Finish: 2nd, Northwest Division

DSL ASTROS STAFF



JULIO LINARES

SENIOR ADVISOR, LATIN AMERICAN DEVELOPMENT

YEAR IN PRO BASEBALL: 63 / YEAR WITH HOUSTON: 48



A member of the Astros organization since 1973, Julio Linares has been an advisor to the Astros Latin American operations since 2013. Prior to his current role, Linares spent nine seasons as a special assistant to the general manager for Dominican scouting and development, which followed six seasons as director of the Astros Dominican Republic operations.

Linares served as manager of the Gulf Coast Astros from 1997-98. Overall, he managed Houston's Rookie League club for 16 years (Sarasota 1977-80, 1984-87; Gulf Coast 1988-93, 97-98) and also spent three years at the Major League level as the Astros bench coach from 1994-96.

Linares played 15 seasons in the minor leagues as an infielder and outfielder and finished ninth in the Pacific Coast League with a .308 average in 1969. He retired after the 1972 season and began his coaching career with the Astros in 1973 at Covington in the Appalachian League.

Linares and his wife, Damaris, reside in San Pedro de Macoris in the Dominican Republic. He has five sons, Amaury, Rodney, Erick, Brian, and Michael. His son Rodney is the third base coach for the Tampa Bay Rays.



CARLOS LUGO

DSL MANAGER

YEAR IN PRO BASEBALL: 13 / YEAR WITH HOUSTON: 7



Carlos Lugo returns to the Astros organization for his seventh season working in player development in the Dominican Republic, and his fourth as a manager. Lugo manages the DSL Astros, and also serves as the Astros head complex manager at their academy in the Dominican Republic.

Lugo joined the Astros in 2014 as a catching specialist with the DSL Astros, holding that position for two years through the 2015 season. He then managed two seasons in the DSL from 2016-17.

Prior to joining the professional coaching ranks in 2014, Lugo spent six years as a catcher in the Angels minor league system from 2007-12.

Lugo received a certification in sports psychology in 2017, and is currently studying to obtain a degree in clinical psychology.



ALEJANDRO MARTINEZ

MANAGER, DSL ASTROS

YEAR IN PRO BASEBALL: 14 / YEAR WITH HOUSTON: 5



Alejandro Martinez returns to the Astros for his fifth season working in the Dominican Republic. Martinez joined the Astros in 2016 as an infield coach.

Martinez began his professional coaching career in 2011 with the Los Angeles Angels organization, spending five total seasons as a coach with the club.

Martinez spent three seasons as an infielder in the Angels minor league system from 2006-08.

He is currently working towards earning his fiscal education degree.

DSL ASTROS STAFF



RICK APONTE

DSL PITCHING COACH

YEAR IN PRO BASEBALL: 46 / YEAR WITH HOUSTON: 44




Rick Aponte returns to the Astros for his 44th season, and his eighth consecutive season working for the DSL Astros. Aponte has been a pitching coach in the DSL from 2013-14 and 2016-19, and spent the 2015 season as a developmental specialist and pitching coordinator.

Prior to heading to the DSL, Aponte served one-year stints as a pitching coach at Tri-City (2012), Greeneville (2011), Lexington (2010) and the GCL Astros (2009). From 2007-08, Aponte spent two years as the Major League bullpen coach for the Washington Nationals.

In total, Aponte has spent more than 10 seasons domestically as a pitching coach in Houston's system at various levels, including Auburn (1987), Kissimmee (1988-89) and Burlington (1992). He managed Houston's Dominican Summer League Astros for seven seasons (1993-1999), before shifting into the DSL pitching coach position from 2000-06.

As a player, Aponte pitched in the Houston system for six seasons (1976-1981). He reached the Triple A level with Charleston and Tucson before completing his minor league career.

Rick lives in Riverview, Fla., with his wife of 36 years, Juana, and has five children: Kenny, Lindsey, Ricardo Jr., Pheidias and Odrie Ricardo.



EZRA BYE

PITCHING COACH, DSL ASTROS

YEAR IN PRO BASEBALL: 2 / YEAR WITH HOUSTON: 2



Ezra Bye returns to the Astros for his second season, and first as a pitching coach for the DSL Astros. Bye joined the Astros in 2019 as a pitching apprentice at their complex in West Palm Beach, Fla.

Bye joined the Astros from Maplezone Sports Institute, where he served as pitching coordinator. Bye has also worked at 108 Performance Academy as a pitching coach, and served an internship at Baseball PDS in Philadelphia.

Bye is a graduate of Chestnut Hill College, where he received a bachelor's degree in psychology. Prior to his time at Chestnut Hill, Bye attended Syracuse University and Bergen Community College. While at Chestnut Hill, Bye was a pitcher on the baseball team.

He is a NSCA certified strength and conditioning coach, and is TPI Level 1 certified.



STARLYNG SANCHEZ

PITCHING COACH, DSL ASTROS

YEAR IN PRO BASEBALL: 7 / YEAR WITH HOUSTON: 7



Starlyng Sanchez returns to the DSL Astros for his fourth season as a coach.

Sanchez pitched for three seasons in the Astros minor league system from 2013-15, reaching Rookie Level Greenville in 2015.



LUIS REYNOSO

HITTING COACH, DSL ASTROS

YEAR IN PRO BASEBALL: 9 / YEAR WITH HOUSTON: 9



Luis Reynoso returns to the DSL Astros for his fourth season as a coach.

Reynoso played five seasons in the Astros minor league system from 2012-16, reaching Class A Advanced Lancaster in 2016.



DSL ASTROS STAFF

JOSE PUENTES

HITTING COACH, DSL ASTROS

YEAR IN PRO BASEBALL: 1 / YEAR WITH HOUSTON: 1



Jose Puentes joins the Astros for his first season as a hitting coach in the DSL.

Puentes has coached at the high school level at MacArthur High School, Johnson High School, Steele High School and Wagner High School. From 2006-07, he was the head baseball coach at St. Anthony Catholic High School. Puentes has owned and operated two hitting academies, Gap to Gap Academy and Cardinals Select Baseball Academy.

Puentes earned his bachelor's degree in Spanish from the University of the Incarnate Word. He received his Master's degree in teaching from Incarnate Word, and his master's in education from the University of Texas at San Antonio.



ERIK ACEVEDO ROJAS

COACH, DSL ASTROS

YEAR IN PRO BASEBALL: 7 / YEAR WITH HOUSTON: 7



Erik Acevedo returns to the Astros for his seventh season. Rojas began working for the Astros in 2014 as a tryout program support staffer while also serving as a bullpen catcher.



SELIN AQUINO

COACH, DSL ASTROS

YEAR IN PRO BASEBALL: 20 / YEAR WITH HOUSTON: 6



Selin Aquino is set to begin his sixth season with the Astros after joining the organization in October of 2014. Prior to joining the Astros, Aquino was a coach with the Mets (2014), Cardinals (2005-11) and Giants (1999-2000). Aquino also spent three years working for Major League Baseball's office in the Dominican Republic as an RBI program coach.



JOAN SEGURA

ATHLETIC TRAINER, DSL ASTROS


YEAR IN PRO BASEBALL: 9 / YEAR WITH HOUSTON: 4



Joan Segura returns to the Astros for his fourth season as a trainer in the DSL.

Segura got his start working for Panteras de Miranda of the Venezuelan Professional Basketball League from 2009-11. He then spent the 2011-13 seasons working for Navegantes del Magallanes of the Venezuelan Professional Baseball League, before joining Caribes de Anzoategui from 2013-15. Segura also worked for Guarani Sports Club of the Venezuelan Professional Soccer League in 2014.

Joan graduated with a degree in Physiotherapy from Arturo Michelena University in Valencia, Carabobo, VZ.



AUSTIN SMITH

ATHLETIC TRAINER, DSL ASTROS

YEAR IN PRO BASEBALL: 2 / YEAR WITH HOUSTON: 2



Austin Smith returns to the Astros for his second season as an athletic trainer for the DSL Astros.

Smith graduated from Shorter University in 2019 with a masters of business degree in sports administration. He received his bachelor's degree in athletic training from Florida Southern College in 2017.

Smith most recently served as the head athletic trainer for the Front Royal Cardinals of the Valley Baseball League in Virginia in the summer of 2018. While at Shorter University Smith served as an athletic trainer for the football and men's basketball teams. In 2016, Smith worked for the Triple A Charlotte Knights and their athletic training staff.

During his four years at Florida Southern College, Smith was a member of the men's baseball team. Smith is a member of the National Athletic Trainers Association and the Southeast Athletic Trainers Association.

TABLE OF
CONTENTS

PLAYERS

PLAYER
DEVELOPMENT

2019 REVIEW

OPPONENTS

HISTORY
AND RECORDS

SPRING TRAINING

MEDIA
INFORMATION

MINUTE MAID
PARK

DSL ASTROS STAFF

JOHN BOLAND

ATHLETIC TRAINER, DSL ASTROS

YEAR IN PRO BASEBALL: 2 / YEAR WITH HOUSTON: 2



John Boland returns to the Astros for his second season, and his first as the athletic trainer for the DSL Astros. Boland joined the Astros in 2019 as the Florida Complex Athletic Trainer.

Prior to his time with the Astros, Boland interned at Cressey Sports Performance as well as Ithaca College Athletics, while also serving stints as both a patient care transporter aide and physical therapy aide at Northern Dutchess Hospital in New York. Boland obtained clinical rotation experience in baseball at the United States Military Academy in 2019 at West Point, as well as various other sports at Vassar College, Marist College, Feldman Physical Therapy, Poughkeepsie High School, Our Lady of Lourdes High School, Red Hook High School and SUNY New Paltz.

Boland completed his athletic training degree at Marist College in 2019, and earned a general studies degree from Herkimer College in 2015. Boland is a member of the NATA, is a certified Basic Life Support Provider and owns a Emergency Medical Technician National Certification.

While at Herkimer College, Boland was a NJCAA All-American baseball player, receiving First Team All-Conference/ All-Region honors in 2014 and 2015, and NJCAA College World Series All-Tournament Team honors in 2014. In 2015, He was a SUNY Chancellor's Scholar Athlete Award recipient.



GEREMIAS GUZMAN

STRENGTH COACH, DSL ASTROS

YEAR IN PRO BASEBALL: 21 / YEAR WITH HOUSTON: 18



Geremias Guzman enters his 18th season with the Astros. Guzman has been a strength and conditioning coach or coordinator for the Astros since 2003, and from 2003-08, he also served as the DSL Astros athletic trainer.

Prior to joining the Astros, Guzman worked as a trainer at the Montreal Expos Dominican Academy. He also served as an Instructional League trainer in the San Diego Padres system in 2002, and as an assistant trainer with the Pittsburgh Pirates baseball academy from 2000-01.

Guzman holds a systems engineering degree from Universidad Central del Este (UCE) in the Dominican Republic. He earned his certification in muscle therapy at UCE, physical therapy at Universidad Nacional Evangelica (UNEV), and advanced English at Dominico American Institute. In 2015, he earned his certification in the NCSF as a personal trainer, completed his degree in sport psychology at the UCSD and earned his certification as a Selective Functional Movement Assessment Coach. He is a certified strength and conditioning coach (CSCS) and is certified in functional range conditioning (FRC).



KHOOGAS MEKAEALIAN

STRENGTH COACH, DSL ASTROS

YEAR IN PRO BASEBALL: 3 / YEAR WITH HOUSTON: 3



Khoogas Mekaelian returns to the Astros for his third season as a strength coach for the DSL Astros.

Mekaelian joined the Astros from EXOS, where he was a strength and conditioning coach and director of sports specific training for high school and middle school athletes in a community-based setting. He has served as a Sports Performance intern at Northwestern University, as well as an exercise-testing aide for the Chicago Blackhawks of the National Hockey League. Prior to that, he worked as a High Performance tennis strength coach in the private sector, as well as a strength coach at EFT Sports Performance in the Chicagoland area.

During the summer of 2017, Mekaelian trained as an apprentice Olympic athlete in weightlifting in Yerevan, Armenia under world champion weightlifter Armen Kazaryan.

Mekaelian, who speaks four languages, worked in elementary education in Illinois from 2012-15. He earned his bachelor of arts degree in Spanish and biology from Lake Forest College in 2010.

Mekaelian is CSCC strength and conditioning coach certified (SCCC), as well as an NSCA certified strength and conditioning specialist (CSCS). He is also certified as an EXOS performance and fitness specialist, a certified personal trainer through the ACSM as well as a Functional Range Conditioning Mobility Specialist (FRCms) and Level 1 USA Weightlifting Sports Performance Coach.



DSL ASTROS STAFF



CHRIS MARTIN

STRENGTH COACH, DSL ASTROS

YEAR IN PRO BASEBALL: 2 / YEAR WITH HOUSTON: 1



Chris Martin returns to the Astros for his second season, and his first as a full-time strength coach for the DSL Astros. Martin joined the Astros in 2019 as an intern in the sports medicine and performance department. Prior to joining the Astros, Martin interned at Cressey Sports Performance. Martin earned both his bachelor's and master's degrees in exercise physiology from Kent State, where he was also a member of the baseball team for five years.

TABLE OF CONTENTS

PLAYERS

PLAYER DEVELOPMENT

2019 REVIEW

OPPONENTS

HISTORY AND RECORDS

SPRING TRAINING

MEDIA INFORMATION

MINUTE MAID PARK

LATIN AMERICAN HOME OF THE HOUSTON ASTROS



GUERRA, SANTO DOMINGO, DOMINICAN REPUBLIC

The Houston Astros celebrated their 25th season in the Dominican Republic on May 10, 2010, with the Grand Opening of the new Astros Latin American Home in Guerra, Santo Domingo in the Dominican Republic.

The Astros have had a presence in the Dominican Republic since 1985 when the club operated out of the Estrellas Winter League Stadium in San Pedro de Macoris. From 1987-2009, the Astros home in the Dominican Republic was at Ingenio Santa Fe where numerous future Major Leaguers played.

The new complex consists of two-and-a-half baseball fields, six pitching mounds, batting cages and an observation tower, along with other amenities. A two-story building contains locker rooms, manager and coaches offices, administrative offices, a dining room, full-service industrial kitchen, weight room, player and staff living accommodations, and a player entertainment room. In addition to developing young players and their baseball skills, the Astros new Latin American home also helps develop their educational skills and features a computer lab and classrooms.

The complex is located a half-mile from the new Tampa Bay and Los Angeles Dodgers facilities and in the same general area as other Major League Dominican Academies.



LATIN AMERICAN HOME STAFF



CARIDAD CABRERA

DIRECTOR, LATIN AMERICAN OPERATIONS

YEAR IN PRO BASEBALL: 11 / YEAR WITH HOUSTON: 11



Caridad Cabrera joined the Astros in January 2010 as the DR Academy administrator. She now enters her 11th season with the organization and her second year as Director, Latin American Operations. Cabrera oversees all aspects of the Astros Latin American development and operations in addition to overseeing the administrative aspects of Houston's Dominican academy. Caridad previously served in as Supervisor, Latin American Operations and Manager, Latin American operations.

Prior to joining the Astros, Caridad served as Analyst in the pledge's unit of the Dominican Ministry of Agriculture. Before that, she was an administrative assistant in EMC Abogados, handling all aspects related to human resources and payroll of companies and organizations, including baseball teams (outsourced service).

Caridad graduated, cum laude, receiving an engineering degree in computer systems from O&M, and holds a master's degree in business administration (senior management) from INTEC.



ASTROS MINOR LEAGUE OVERVIEW

Abreu, Willyer.....	OF	Figueroa, Miguel.....	RHR	Padilla, Miguel.....	RHS
Adams, Jacob.....	1B	France, JP.....	RHS	Palma, Miguel.....	C
Adcock, Brett.....	LHS	Freure, RJ.....	RHS	Palmer, Alex.....	RHS
Adolph, Ross.....	CF	Garcia, Elvis.....	RHS	Papierski, Michael.....	C
Alvarez, Jose.....	C	Garcia, Freylin.....	RHS	Paulino, Juan.....	C
Arias, Bryan.....	2B	Garcia, Luis.....	RHS	Pavlica, Preston.....	CF
Balogh, Ricardo.....	SS	Garcia, Ronny.....	RHS	Payano, Josue.....	IF
Barber, Colin.....	CF	Garza, Ralph.....	RHS	Pena, Jeremy.....	SS
Barefoot, Matthew.....	CF	Gayle, Garrett.....	RHS	Pereira, Jherson.....	RHS
Barry, Shea.....	RHR	Giron, Adonis.....	OF	Perez, Chanderson.....	RHS
Batista, Edinson.....	RHS	Gonzalez, Cristian.....	SS	Perez, Frank.....	OF
Bello, Daniel.....	LHS	Gonzalez, Flaer.....	RHS	Perez, Joe.....	3B
Bellozo, Valente.....	RHS	Gonzalez, Joey.....	RHS	Perez, Luis.....	OF
Beltre, Reimy.....	RHS	Gonzalez, Richi.....	OF	Perry, Nathan.....	C
Benedetti, Carmen.....	LHR	Grullon, Sebastian.....	SS	Pinto, Franklin.....	OF
Bermudez, Jonathan.....	LHS	Guerrero, Luis.....	CF	Plumlee, Peyton.....	RHR
Betances, Jose.....	RHS	Guillamo, Freddy.....	C	Quintana, Lorenzo.....	C
Bielak, Brandon.....	RHS	Gusto, Ryan.....	RHS	Ramirez, Johangel.....	RHS
Biermann, Zachary.....	1B	Guzman, Danyuri.....	RHS	Ramirez, Juan.....	OF
Billingsley, Jacob.....	RHS	Hansen, Austin.....	RHR	Ramirez, Manny.....	RHS
Blanco, Ronel.....	RHS	Hartman, Ryan.....	LHS	Ramirez, Tomas.....	OF
Bojorquez, Gerardo.....	RHS	Henderson, Layne.....	RHR	Ramirez, Yeuris.....	SS
Bolivar, Jose.....	RHS	Henley, Blair.....	RHS	Reese, EP.....	CF
Bravo, Jose.....	RHS	Hensley, David.....	SS	Reina, Fabricio.....	RHS
Brewer, Jordan.....	CF	Hernandez, Nick.....	RHR	Ritchie, Jamie.....	C
Brown, Hunter.....	RHS	Holcomb, Kevin.....	RHS	Rivas, Rainier.....	CF
Cabral, Riley.....	RHR	Holderbach, Alexander.....	C	Rivera, Jose.....	RHS
Caldera, Fernando.....	C	Horrell, Michael.....	RHS	Robaina, Julio.....	LHS
Calderon, Carlos.....	RHS	Hurtado, Carlos.....	C	Robinson, Chuckie.....	C
Campos, Oscar.....	C	Ivey, Tyler.....	RHS	Rodriguez, Elian.....	RHS
Canelon, Carlos.....	C	Jaquez, Ernesto.....	RHS	Rodriguez, Leovanny.....	RHS
Carrasco, Deury.....	SS	Jimenez, Alfredi.....	RHS	Rodriguez, Nerio.....	C
Carrillo, Yefri.....	OF	Jordan, Dexter.....	2B	Rodriguez, Ramiro.....	CF
Casey, Chandler.....	RHS	Jose, Jairo.....	CF	Rosado, Cesar.....	RHS
Castellanos, Humberto.....	RHS	Julks, Corey.....	CF	Ruppenthal, Matthew.....	RHS
Castillo, Abraham.....	OF	Kessinger, Grae.....	SS	Salazar, Cesar.....	C
Castillo, Gerry.....	C	Krabbe, Tyler.....	C	Saldana, Abdiel.....	RHS
Castro, Ruben.....	2B	LaRue, Carson.....	RHS	Sanabria, Carlos.....	RHS
Ceballos, Yermi.....	LHS	Lee, A.J.....	SS	Sandoval, Edgardo.....	RHS
Ceuta, Yorbini.....	SS	Lee, Korey.....	C	Santana, Luis.....	SS
Chavez, Jervic.....	LHS	Leon, Ricardo.....	OF	Santander, Juan.....	C
Chavez, Lupe.....	RHS	Liranzo, Jesus.....	LHS	Scheetz, Kristopher.....	LHS
Cobos, Franny.....	RHS	Lopez, Jairo.....	RHS	Schreiber, Scott.....	RF
Cody, Danny.....	RHS	Lopez, Juan Pablo.....	LHS	Schroeder, Jayson.....	RHS
Collado, Willy.....	RHS	Lorenzo, Dauri.....	IF	Scrubb, Andre.....	RHS
Conine, Brett.....	RHS	Machado, Carlos.....	OF	Serrano, Kyle.....	RHS
Conn, Devin.....	RHS	Machandy, Roilan.....	OF	Shaver, Colton.....	3B
Cooper, Everette.....	OF	Macuare, Angel.....	RHS	Sierra, Anibal.....	SS
Corona, Kenedy.....	OF	Manea, Scott.....	C	Sierra, Miguelangel.....	SS
Cortabarría, Yimmi.....	OF	Marte, Junior.....	SS	Solano, Bryan.....	RHS
Costes, Marty.....	OF	Martich, Eury.....	RHS	Solis, Jairo.....	RHS
Daniels, Brett.....	RHR	Martinez, Bryan.....	LHS	Solomon, Peter.....	RHS
Dawson, Ronnie.....	OF	Martinez, Yohander.....	SS	Stubbs, CJ.....	C
Dawson, Trey.....	SS	Mascai, Victor.....	OF	Subero, Danny.....	RHS
De Gott, Alex.....	SS	Matijevic, J.J.....	2B	Tamarez, Misael.....	RHS
De La Cruz, Bryan.....	OF	McCormick, Chas.....	RF	Tanielu, Nick.....	2B
De La Cruz, Denfry.....	OF	McCurry, Brendan.....	RHS	Taveras, Diosmerky.....	RHS
De Los Santos, Juan.....	RHS	McDonald, Cole.....	RHS	Taylor, Chandler.....	RF
De Paula, Brayan.....	LHS	McKee, Colin.....	RHS	Tejada, Felipe.....	RHS
De Paula, Luis.....	RHS	McKenna, Alex.....	CF	Tokar, Heitor.....	RHS
Deason, Cody.....	RHS	Medina, Fredy.....	SS	Toro, Ricardo.....	C
Deetz, Dean.....	RHS	Mejias, Christian.....	RHS	Torres, Jojanse.....	RHS
DeJueas, Tommy.....	RHR	Melendez, Jaime.....	RHS	Uceta, Raider.....	OF
Dennis, Austin.....	SS	Mendoza, Jose.....	SS	Urdaneta, Ronaldo.....	2B
Diaz, Omar.....	OF	Mendoza, Sean.....	SS	Valdez, Emmanuel.....	SS
Dickey, Kevin.....	LHS	Meyers, Jake.....	CF	Valdez, Gabriel.....	RHS
Donato, Chad.....	RHS	Mezquita, Cristofer.....	LHS	Vega, Luis.....	RHS
Drennan, Whit.....	LHR	Moclaire, Mark.....	RHS	West, Derek.....	RHS
Duarte, Osvaldo.....	SS	Molero, Jeremy.....	RHS	Whitley, Forrest.....	RHS
Dubin, Shawn.....	RHS	Monzon, Andres.....	CF	Wielansky, Michael.....	SS
Encarnacion, Luis.....	IF	Morales, Christopher.....	OF	Woodward, Trent.....	C
Espinosa, Rolando.....	SS	Mushinski, Parker.....	LHR	Wrenn, Stephen.....	CF
Eusebio, Marcos.....	RHS	Nix, James.....	RF		
Ferguson, Andrew.....	CF	Nodal, Jose.....	LHS		
Fernandez, Jesus.....	IF	Nova, Freudis.....	SS		
Ferrell, Justin.....	RHR	Ortiz, Ayendy.....	SS		
Ferrell, Riley.....	RHS	Pacheco, Daniel.....	RHS		

TABLE OF CONTENTS

PLAYERS

PLAYER DEVELOPMENT

2019 REVIEW

OPPONENTS

HISTORY AND RECORDS

SPRING TRAINING

MEDIA INFORMATION

MINUTE MAID PARK

WILYER ABREU - OUTFIELDER

Height: 6-0		Weight: 210				Bats: L				Throws: L										
Born: June 24, 1999 - Maracaibo, VZ		Hometown: Maracaibo, VZ																		
Recommended/Signed By: Oz Ocampo/Roman Ocumarez/Tom Shafer/Daniel Acuña																				
How Obtained: Signed by the Astros as a non-drafted free agent on July 2, 2017.																				
Year	Team	AVG	G	AB	R	H	2B	3B	HR	RBI	BB	SO	SB	CS	OBP	SLG	SF	SH	HB	E
2019	Tri-City (A)	.229	24	70	8	16	4	0	1	7	5	16	2	3	.273	.329	2	0	0	0
	Quad Cities (A)	.270	35	122	13	33	7	2	1	6	14	29	4	5	.355	.385	0	0	2	2
MINOR LEAGUE TOTALS		.253	134	450	64	114	27	3	2	45	51	106	21	16	.335	.340	4	2	6	3

JAKE ADAMS - INFIELDER

Height: 6-2	Weight: 236	Bats: R	Throws: R																	
Born: Dec. 23, 1995		Hometown: Brandon, SD																		
School: University of Iowa		Recommended/Signed By: Mark Adair																		
How Obtained: Selected by the Astros in the sixth round of the June 2017 draft.																				
Career Highlights: 2019: Carolina League Midseason All-Star...Texas League Player of the Week (Aug. 12-18).																				
Year	Team	AVG	G	AB	R	H	2B	3B	HR	RBI	BB	SO	SB	CS	OBP	SLG	SF	SH	HB	E
2019	Fayetteville (A)	.246	91	321	38	79	12	0	15	66	31	86	4	3	.312	.424	7	0	3	9
	Corpus Christi (AA)	.255	27	98	15	25	5	0	7	21	6	31	1	0	.306	.520	2	0	2	0
MINOR LEAGUE TOTALS		.234	277	977	127	229	46	2	47	162	102	298	16	10	.310	.430	14	0	11	21

BRETT ADCOCK - LEFT-HANDED PITCHER

Height: 6-1	Weight: 239	Bats: L	Throws: L																	
Born: Aug. 28, 1995 - Bay City, MI	Hometown: Bay City, MI																			
School: University of Michigan		Recommended/Signed By: Nick Venuto																		
How Obtained: Selected by the Astros in the fourth round of the June 2016 draft.																				
Career Highlights: 2018: Carolina League Midseason All-Star.																				
Year	Team	W	L	ERA	G	GS	CG	SHO	SV	IP	H	R	ER	HR	HB	BB	SO	WP	BK	AVG
2019	Corpus Christi (AA)	2	8	6.90	23	19	0	0	0	87.1	88	73	67	13	5	50	87	10	0	.256
MINOR LEAGUE TOTALS		16	17	4.45	76	54	0	0	2	305.1	250	167	151	25	10	149	305	35	0	.220

ROSS ADOLPH - OUTFIELDER

Height: 6-1	Weight: 198	Bats: L	Throws: R																	
Born: Dec. 17, 1996 - Findlay, OH		Hometown: Findlay, OH																		
School: Toledo		Recommended/Signed By: Chris Hervey (NYM)																		
How Obtained: Acquired by the Astros from the Mets along with C Scott Manea and IF Luis Santana in exchange for IF J.D. Davis and IF Cody Bohanek on Jan. 6, 2019...originally signed by the Mets as an undrafted free agent on July 28, 2016...originally selected by the Mets in the 12th round of the June 2018 draft.																				
Career Highlights: 2019: Midwest League Player of the Week, June 10-16 and June 17-23...2018: New York-Penn League Midseason All-Star...New York-Penn League All-Star Game Top Star.																				
Year	Team	AVG	G	AB	R	H	2B	3B	HR	RBI	BB	SO	SB	CS	OBP	SLG	SF	SH	HB	E
2019	Quad Cities (A)	.223	71	238	45	53	15	5	6	24	37	99	9	8	.354	.403	1	0	12	4
	Fayetteville (A)	.236	43	144	24	34	5	1	1	16	24	43	2	1	.360	.306	0	0	4	1
MINOR LEAGUE TOTALS		.246	175	614	116	151	29	18	14	75	82	194	25	12	.354	.420	5	0	23	5

JOSE ALVAREZ - CATCHER

Height: 6-1	Weight: 176	Bats: R	Throws: R																	
Born: June 4, 2000 - San Francisco, VZ		Hometown: San Francisco, VZ																		
Recommended/Signed By: Oz Ocampo/Roman Ocumarez/Tom Shafer/Daniel Acuna																				
How Obtained: Signed by the Astros as a non-drafted free agent on July 2, 2016.																				
Year	Team	AVG	G	AB	R	H	2B	3B	HR	RBI	BB	SO	SB	CS	OBP	SLG	SF	SH	HB	E
2019	GCL Astros (R)	.276	38	127	15	35	5	2	1	17	11	25	1	0	.340	.370	1	0	2	3
MINOR LEAGUE TOTALS		.276	133	410	65	113	15	2	1	43	53	86	10	8	.364	.329	3	3	6	10

BRYAN ARIAS - INFIELDER

Height: 6-0	Weight: 199	Bats: R	Throws: R																	
Born: June 6, 1997 - San Antonio, TX		Hometown: San Antonio, TX																		
School: University of Texas-San Antonio		Recommended/Signed By: Ryan Leake																		
How Obtained: Selected by the Astros in the 28th round of the June 2019 draft.																				
Year	Team	AVG	G	AB	R	H	2B	3B	HR	RBI	BB	SO	SB	CS	OBP	SLG	SF	SH	HB	E
2019	Tri-City (A)	.234	36	111	14	26	4	1	2	12	10	25	4	2	.293	.342	2	0	0	11
MINOR LEAGUE TOTALS		.234	36	111	14	26	4	1	2	12	10	25	4	2	.293	.342	2	0	0	11

RICARDO BALOGH - INFIELDER

Height: 6-3	Weight: 181	Bats: S	Throws: R																	
Born: July 9, 2002 - Santo Domingo, DR	Hometown: Santo Domingo, DR																			
Recommended/Signed By: Roman Ocumarez/Francis Mojica																				
How Obtained: Signed by the Astros as a non-drafted free agent on July 9, 2018.																				
Year	Team	AVG	G	AB	R	H	2B	3B	HR	RBI	BB	SO	SB	CS	OBP	SLG	SF	SH	HB	E
2019	Tri-City (A)	.186	47	102	12	19	0	0	0	11	15	38	3	3	.317	.186	1	3	5	5
MINOR LEAGUE TOTALS		.186	47	102	12	19	0	0	0	11	15	38	3	3	.317	.186	1	3	5	5



COLIN BARBER - OUTFIELDER

Height: 6-0 **Weight:** 189 **Bats:** L **Throws:** L
Born: Dec. 4, 2000 - Paradise, CA **Hometown:** Chico, CA
School: Pleasant Valley HS **Recommended/Signed By:** Tim Costic
How Obtained: Selected by the Astros in the fourth round of the June 2019 draft.

Year	Team	AVG	G	AB	R	H	2B	3B	HR	RBI	BB	SO	SB	CS	OBP	SLG	SF	SH	HB	E
2019	GCL Astros (R)	.263	28	99	19	26	5	1	2	6	19	29	2	1	.387	.394	0	0	1	3
MINOR LEAGUE TOTALS		.263	28	99	19	26	5	1	2	6	19	29	2	1	.387	.394	0	0	1	3

MATTHEW BAREFOOT - OUTFIELDER

Height: 6-0 **Weight:** 203 **Bats:** R **Throws:** L
Born: Sept. 20, 1997 - Dunn, NC **Hometown:** Newton Grove, NC
School: Midway HS **Recommended/Signed By:** Charles Cook
How Obtained: Selected by the Astros in the sixth round of the June 2019 draft.

Year	Team	AVG	G	AB	R	H	2B	3B	HR	RBI	BB	SO	SB	CS	OBP	SLG	SF	SH	HB	E
2019	Tri-City (A)	.155	23	71	5	11	1	0	0	2	8	17	1	1	.241	.169	0	0	0	1
MINOR LEAGUE TOTALS		.155	23	71	5	11	1	0	0	2	8	17	1	1	.241	.169	0	0	0	1

SHEA BARRY - RIGHT-HANDED PITCHER

Height: 6-2 **Weight:** 201 **Bats:** R **Throws:** R
Born: Dec. 22, 1997 - Tarzana, CA **Hometown:** Tarzana, CA
School: UC Santa Barbara **Recommended/Signed By:** Tim Costic
How Obtained: Selected by the Astros in the 22nd round of the June 2019 draft.

Year	Team	W	L	ERA	G	GS	CG	SHO	SV	IP	H	R	ER	HR	HB	BB	SO	WP	BK	AVG
2019	Tri-City (A)	2	1	3.06	13	0	0	0	2	17.2	14	14	6	0	2	16	21	5	0	.203
MINOR LEAGUE TOTALS		2	1	3.06	13	0	0	0	2	17.2	14	14	6	0	2	16	21	5	0	.203

EDINSON BATISTA - RIGHT-HANDED PITCHER

Height: 6-2 **Weight:** 170 **Bats:** R **Throws:** R
Born: May 19, 2002 - Santiago, DR **Hometown:** Santiago, DR
Recommended/Signed By: Roman Ocumarez/Alfredo Ulloa
How Obtained: Signed by the Astros as a non-drafted free agent on March 2, 2019.

Year	Team	W	L	ERA	G	GS	CG	SHO	SV	IP	H	R	ER	HR	HB	BB	SO	WP	BK	AVG
2019	DSL Astros (R)	2	0	4.00	15	0	0	0	2	36.0	33	17	16	0	4	24	44	9	0	.241
MINOR LEAGUE TOTALS		2	0	4.00	15	0	0	0	2	36.0	33	17	16	0	4	24	44	9	0	.241

DANIEL BELLO - LEFT-HANDED PITCHER

Height: 6-2 **Weight:** 233 **Bats:** L **Throws:** L
Born: Jan. 8, 1997 - Santo Domingo, DR **Hometown:** Santo Domingo, DR
Recommended/Signed By: Oz Ocampo/Roman Ocumarez/Alfredo Ulloa
How Obtained: Signed by the Astros as a non-drafted free agent on Aug. 18, 2017.

Year	Team	W	L	ERA	G	GS	CG	SHO	SV	IP	H	R	ER	HR	HB	BB	SO	WP	BK	AVG
2019	GCL Astros (R)	1	1	6.23	12	0	0	0	0	17.1	20	14	12	1	3	14	21	3	1	.278
2019	DSL Astros (R)	1	0	2.81	5	2	0	0	0	16.0	13	11	5	0	2	11	17	4	2	.217
MINOR LEAGUE TOTALS		4	2	4.98	22	2	0	0	0	43.1	42	33	24	2	7	34	46	9	3	.247

VALENTE BELLOZO - RIGHT-HANDED PITCHER

Height: 6-2 **Weight:** 180 **Bats:** L **Throws:** L
Born: Jan. 4, 2000 - Baja California, MEX **Hometown:** Mexicali, MEX
Recommended/Signed By: Oz Ocampo/Raúl López
How Obtained: Signed by the Astros as a non-drafted free agent on July 3, 2017.
Career Highlights: 2019: Baseball America Short Season All-Star.

Year	Team	W	L	ERA	G	GS	CG	SHO	SV	IP	H	R	ER	HR	HB	BB	SO	WP	BK	AVG
2019	Tri-City (A)	6	0	1.39	11	4	0	0	0	45.1	25	7	7	0	2	10	58	5	0	.164
2019	Quad Cities (A)	0	1	2.77	3	1	0	0	1	13.0	10	4	4	0	3	2	11	0	0	.208
MINOR LEAGUE TOTALS		8	2	1.72	28	13	0	0	2	110.0	64	22	21	0	7	28	111	6	0	.170

REIMY BELTRE - RIGHT-HANDED PITCHER

Height: 6-3 **Weight:** 166 **Bats:** R **Throws:** R
Born: Dec. 12, 2000 - Bonaio, DR **Hometown:** Bonaio, DR
Recommended/Signed By: Roman Ocumarez
How Obtained: Signed by the Astros as a non-drafted free agent on July 2, 2018.

Year	Team	W	L	ERA	G	GS	CG	SHO	SV	IP	H	R	ER	HR	HB	BB	SO	WP	BK	AVG
2019	DSL Astros (R)	3	0	1.67	10	5	0	0	1	32.1	14	8	6	1	4	21	44	8	1	.125
MINOR LEAGUE TOTALS		3	0	1.67	10	5	0	0	1	32.1	14	8	6	1	4	21	44	8	1	.125

TABLE OF
CONTENTS

PLAYERS

PLAYER
DEVELOPMENT

2019 REVIEW

OPPONENTS

HISTORY
AND RECORDS

SPRING TRAINING

MEDIA
INFORMATION

MINUTE MAID
PARK



CARMEN BENEDETTI - OUTFIELDER

Height: 6-2 **Weight:** 228 **Bats:** L **Throws:** L
Born: Oct. 29, 1994 - Ann Arbor, MI **Hometown:** Grosse Pointe Farms, MI
School: University of Michigan **Recommended/Signed By:** Nick Venuto
How Obtained: Selected by the Astros in the 12th round of the June 2016 draft.

Year	Team	AVG	G	AB	R	H	2B	3B	HR	RBI	BB	SO	SB	CS	OBP	SLG	SF	SH	HB	E
2019	Corpus Christi (AA)	.164	21	73	6	12	2	1	0	2	9	33	1	0	.256	.219	0	0	0	1
MINOR LEAGUE TOTALS																				
		.288	234	832	131	240	52	4	14	111	123	222	14	5	.378	.411	8	3	2	6

JONATHAN BERMUDEZ - LEFT-HANDED PITCHER

Height: 6-2 **Weight:** 235 **Bats:** L **Throws:** L
Born: Oct. 16, 1995 - Coamo, PR **Hometown:** Coamo, PR
School: Southeastern University **Recommended/Signed By:** Joey Sola
How Obtained: Selected by the Astros in the 23rd round of the June 2018 draft.

Year	Team	W	L	ERA	G	GS	CG	SHO	SV	IP	H	R	ER	HR	HB	BB	SO	WP	BK	AVG
2019	Corpus Christi (AA)	0	2	0.93	5	0	0	0	1	9.2	4	3	1	0	0	5	14	0	0	.125
	Quad Cities (A)	6	1	4.10	18	10	0	0	0	68.0	63	32	31	4	3	26	79	9	0	.248
MINOR LEAGUE TOTALS																				
		7	3	3.65	33	10	0	0	1	91.1	80	43	37	5	3	36	103	9	0	.239

JOSE BETANCES - RIGHT-HANDED PITCHER

Height: 6-0 **Weight:** 206 **Bats:** R **Throws:** R
Born: Oct. 17, 1999 - Salcedo, DR **Hometown:** Salcedo, DR
Recommended/Signed By: Oz Ocampo/Roman Ocumarez/Tom Shafer
How Obtained: Signed by the Astros as a non-drafted free agent on July 2, 2017.

Year	Team	W	L	ERA	G	GS	CG	SHO	SV	IP	H	R	ER	HR	HB	BB	SO	WP	BK	AVG
2019	DSL Astros (R)	1	2	11.64	18	0	0	0	2	19.1	22	28	25	1	6	36	17	17	1	.310
MINOR LEAGUE TOTALS																				
		1	2	9.37	33	0	0	0	2	32.2	36	43	34	1	9	53	24	30	3	.303

BRANDON BIELAK - RIGHT-HANDED PITCHER

See non-roster bio

ZACHARY BIERMANN - INFIELDER

Height: 6-3 **Weight:** 224 **Bats:** L **Throws:** L
Born: June 2, 1997 - Mequon, WI **Hometown:** Mequon, WI
School: Coastal Carolina **Recommended/Signed By:** Gavin Dickey
How Obtained: Selected by the Astros in the 23rd round of the June 2019 draft.

Year	Team	AVG	G	AB	R	H	2B	3B	HR	RBI	BB	SO	SB	CS	OBP	SLG	SF	SH	HB	E
2019	Tri-City (A)	.221	26	86	12	19	4	1	3	14	16	20	2	2	.352	.395	3	0	3	5
	Quad Cities (A)	.194	19	62	7	12	4	0	2	8	2	26	0	0	.254	.355	0	0	3	2
MINOR LEAGUE TOTALS																				
		.209	45	148	19	31	8	1	5	22	18	46	2	2	.314	.378	3	0	6	7

JACOB BILLINGSLEY - RIGHT-HANDED PITCHER

Height: 6-1 **Weight:** 193 **Bats:** R **Throws:** R
Born: July 27, 1994 - Memphis, TN **Hometown:** Senatobia, MS
School: Mississippi State University **Recommended/Signed By:** Travis Coleman
How Obtained: Selected by the Astros in the 32nd round of the June 2018 draft.

Year	Team	W	L	ERA	G	GS	CG	SHO	SV	IP	H	R	ER	HR	HB	BB	SO	WP	BK	AVG
2019	Fayetteville (A)	0	2	4.66	20	0	0	0	3	29.0	27	20	15	1	5	16	44	5	0	.245
	GCL Astros (R)	1	0	0.00	2	1	0	0	0	3.0	1	0	0	0	0	1	4	0	0	.100
	Quad Cities (A)	0	0	4.91	2	0	0	0	0	3.2	4	3	2	0	3	3	7	0	0	.250
MINOR LEAGUE TOTALS																				
		1	3	4.70	33	1	0	0	4	51.2	52	33	27	2	9	24	70	7	0	.255

RONEL BLANCO - RIGHT-HANDED PITCHER

Height: 6-4 **Weight:** 243 **Bats:** R **Throws:** R
Born: Aug. 31, 1993 - Santiago, DR **Hometown:** Santiago, DR
Recommended/Signed By: Oz Ocampo/Roman Ocumarez/Francis Mojica
How Obtained: Signed by the Astros as a non-drafted free agent on April 27, 2016.

Year	Team	W	L	ERA	G	GS	CG	SHO	SV	IP	H	R	ER	HR	HB	BB	SO	WP	BK	AVG
2019	Corpus Christi (AA)	3	0	4.15	9	0	0	0	2	17.1	17	8	8	0	0	8	26	0	0	.254
	Round Rock (AAA)	2	1	5.74	19	0	0	0	4	26.2	29	20	17	7	3	16	27	0	0	.282
	Tri-City (A)	0	1	3.60	4	2	0	0	0	5.0	4	2	2	0	0	1	4	0	0	.235
MINOR LEAGUE TOTALS																				
		25	9	3.50	101	21	0	0	11	244.1	208	117	95	19	10	119	266	12	0	.227

GERARDO BOJORQUEZ - RIGHT-HANDED PITCHER

Height: 6-3 **Weight:** 210 **Bats:** R **Throws:** R
Born: Oct. 23, 1997 - Nogales, MEX **Hometown:** Magdalena de Kino, MEX
Recommended/Signed By: Oz Ocampo/Carlos Alfonso/Raul Lopez
How Obtained: Signed by the Astros as a non-drafted free agent on Dec. 18, 2015.

Year	Team	W	L	ERA	G	GS	CG	SHO	SV	IP	H	R	ER	HR	HB	BB	SO	WP	BK	AVG
2019	GCL Astros (R)	0	0	0.00	1	1	0	0	0	0.2	3	5	0	1	0	1	0	0	0	.500
MINOR LEAGUE TOTALS																				
		6	8	4.89	28	14	0	0	0	103.0	112	73	56	13	7	40	81	18	0	.273



JOSE BOLIVAR - RIGHT-HANDED PITCHER

Height: 5-11 **Weight:** 175 **Bats:** R **Throws:** R
Born: Nov. 21, 2002 - Maturin, VZ **Hometown:** Maturin, VZ

Recommended/Signed By: Jose Palacios

How Obtained: Signed by the Astros as a non-drafted free agent on Aug. 9, 2019.

Year	Team	W	L	ERA	G	GS	CG	SHO	SV	IP	H	R	ER	HR	HB	BB	SO	WP	BK	AVG
2020 will be his first professional season																				

JOSE BRAVO - RIGHT-HANDED PITCHER

Height: 6-3 **Weight:** 219 **Bats:** R **Throws:** R
Born: June 10, 1997 - Tijuana, MEX **Hometown:** Playas de Rosarito, MEX

Recommended/Signed By: Oz Ocampo/Raul Lopez

How Obtained: Signed by the Astros as a non-drafted free agent on July 5, 2016.

Career Highlights: 2019: Midwest League Pitcher of the Week, June 10-16.

Year	Team	W	L	ERA	G	GS	CG	SHO	SV	IP	H	R	ER	HR	HB	BB	SO	WP	BK	AVG
2019	Quad Cities (A)	5	5	3.79	19	15	1	1	1	92.2	76	44	39	9	7	20	83	2	0	.219
	Corpus Christi (AA)	0	0	7.71	1	0	0	0	0	2.1	2	2	2	1	0	1	5	0	0	.222
	Fayetteville (A)	2	1	0.93	4	0	0	0	1	9.2	2	1	1	1	0	0	10	0	0	.059
	Round Rock (AAA)	0	0	9.00	1	0	0	0	0	2.0	3	2	2	1	0	1	3	0	0	.375
MINOR LEAGUE TOTALS		11	12	3.65	45	28	2	1	2	180.0	164	82	73	17	8	27	160	4	0	.239

JORDAN BREWER - OUTFIELDER

Height: 6-1 **Weight:** 204 **Bats:** R **Throws:** R
Born: Aug. 1, 1997 - St. Joseph, MI **Hometown:** St. Joseph, MI
School: University of Michigan **Recommended/Signed By:** Scott Oberhelman

How Obtained: Selected by the Astros in the third round of the 2019 draft.

Year	Team	AVG	G	AB	R	H	2B	3B	HR	RBI	BB	SO	SB	CS	OBP	SLG	SF	SH	HB	E
2019	Tri-City (A)	.130	16	54	5	7	0	0	1	3	2	6	2	0	.161	.185	0	0	0	0
MINOR LEAGUE TOTALS		.130	16	54	5	7	0	0	1	3	2	6	2	0	.161	.185	0	0	0	0

HUNTER BROWN - RIGHT-HANDED PITCHER

Height: 6-2 **Weight:** 212 **Bats:** R **Throws:** R
Born: Aug. 29, 1998 - Detroit, MI **Hometown:** Detroit, MI
School: Wayne State University **Recommended/Signed By:** Scott Oberhelman

How Obtained: Selected by the Astros in the fifth round of the June 2019 draft.

Year	Team	W	L	ERA	G	GS	CG	SHO	SV	IP	H	R	ER	HR	HB	BB	SO	WP	BK	AVG
2019	Tri-City (A)	2	2	4.56	12	6	0	0	0	23.2	13	12	12	0	0	18	33	5	0	.157
MINOR LEAGUE TOTALS		2	2	4.56	12	6	0	0	0	23.2	13	12	12	0	0	18	33	5	0	.157

RILEY CABRAL - RIGHT-HANDED PITCHER

Height: 5-11 **Weight:** 230 **Bats:** R **Throws:** R
Born: Jan. 25, 1997 **Hometown:** Midwest City, OK
School: Chipola Junior College **Recommended/Signed By:** Travis Coleman

How Obtained: Selected by the Astros in the 31st round of the June 2018 draft.

Year	Team	W	L	ERA	G	GS	CG	SHO	SV	IP	H	R	ER	HR	HB	BB	SO	WP	BK	AVG
2019	Quad Cities (A)	1	0	3.95	16	0	0	0	6	27.1	25	13	12	0	1	16	26	2	0	.255
	Fayetteville (A)	2	1	4.35	13	0	0	0	3	20.2	16	10	10	1	2	5	33	2	0	.213
MINOR LEAGUE TOTALS		4	1	3.97	45	0	0	0	9	65.2	62	34	29	1	4	32	76	9	0	.251

FERNANDO CALDERA - CATCHER

Height: 5-11 **Weight:** 170 **Bats:** R **Throws:** R
Born: Oct. 10, 2002 - Coro, VZ **Hometown:** Coro, VZ
Recommended/Signed By: Roman Ocumarez/Jose Palacios

How Obtained: Signed by the Astros as a non-drafted free agent on July 2, 2019.

Year	Team	AVG	G	AB	R	H	2B	3B	HR	RBI	BB	SO	SB	CS	OBP	SLG	SF	SH	HB	E
2020 will be his first professional season																				

CARLOS CALDERON - RIGHT-HANDED PITCHER

Height: 6-0 **Weight:** 194 **Bats:** R **Throws:** R
Born: Oct. 4, 2001 - San Cristobal, DR **Hometown:** San Cristobal, DR
Recommended/Signed By: Roman Ocumarez/Alfredo Ulloa/Francis Mojica

How Obtained: Signed by the Astros as a non-drafted free agent on July 2, 2018.

Year	Team	W	L	ERA	G	GS	CG	SHO	SV	IP	H	R	ER	HR	HB	BB	SO	WP	BK	AVG
2019	DSL Astros (R)	4	3	4.20	14	6	0	0	0	45.0	42	27	21	0	4	24	44	9	1	.250
MINOR LEAGUE TOTALS		4	3	4.20	14	6	0	0	0	45.0	42	27	21	0	4	24	44	9	1	.250

TABLE OF
CONTENTS

PLAYERS

PLAYER
DEVELOPMENT

2019 REVIEW

OPPONENTS

HISTORY
AND RECORDS

SPRING TRAINING

MEDIA
INFORMATION

MINUTE MAID
PARK

OSCAR CAMPOS - CATCHER

Height: 5-10 **Weight:** 225 **Bats:** R **Throws:** R
Born: Dec. 8, 1996 - Maturin, VZ **Hometown:** Maturin, VZ

Recommended/Signed By: Oz Ocampo/Oscar Alvarado/Jose Palacios

How Obtained: Signed by the Astros as a non-drafted free agent on June 12, 2014.

Career Highlights: 2015: DSL Astros Player of the Month, July.

Year	Team	AVG	G	AB	R	H	2B	3B	HR	RBI	BB	SO	SB	CS	OBP	SLG	SF	SH	HB	E
2019	Quad Cities (A)	.295	54	200	21	59	10	0	4	35	7	28	5	1	.322	.405	2	0	2	1
	Round Rock (AAA)	.385	5	13	2	5	2	0	0	3	0	1	0	1	.385	.538	0	0	0	0
MINOR LEAGUE TOTALS																				
		.260	230	791	92	206	39	3	8	105	41	86	11	5	.305	.348	8	17	13	26

CARLOS CANELON - CATCHER

Height: 5-11 **Weight:** 176 **Bats:** R **Throws:** R
Born: Dec. 14, 1994 - Barquisimeto, VZ **Hometown:** Barquisimeto, VZ

Recommended/Signed By: Oz Ocampo/Roman Ocumarez/Francis Mojica

How Obtained: Signed by the Astros as a non-drafted free agent on April 14, 2014.

Career Highlights: 2016: DSL Astros Player of the Month, August.

Year	Team	AVG	G	AB	R	H	2B	3B	HR	RBI	BB	SO	SB	CS	OBP	SLG	SF	SH	HB	E
2019	Corpus Christi (AA)	.345	9	29	6	10	0	0	2	6	2	7	0	0	.394	.552	1	0	1	0
MINOR LEAGUE TOTALS																				
		.209	204	597	74	125	19	0	7	63	87	143	9	3	.324	.276	8	12	18	10

DEURY CARRASCO - INFIELDER

Height: 5-9 **Weight:** 163 **Bats:** L **Throws:** R
Born: Sept. 20, 1999 - Villa La Mesa, DR **Hometown:** Cotui, DR

Recommended/Signed By: Oz Ocampo/Roman Ocumarez

How Obtained: Signed by the Astros as a non-drafted free agent on July 2, 2016.

Year	Team	AVG	G	AB	R	H	2B	3B	HR	RBI	BB	SO	SB	CS	OBP	SLG	SF	SH	HB	E
2019	Tri-City (A)	.165	30	79	6	13	2	0	0	0	3	35	2	5	.195	.190	0	0	0	8
MINOR LEAGUE TOTALS																				
		.240	139	430	70	103	16	6	1	27	70	127	51	26	.347	.312	4	3	3	48

YEFRI CARRILLO - OUTFIELDER

Height: 6-2 **Weight:** 168 **Bats:** R **Throws:** R
Born: Jan. 13, 2001 - Miranda, VZ **Hometown:** Miranda, VZ

Recommended/Signed By: Oz Ocampo/David Brito

How Obtained: Signed by the Astros as a non-drafted free agent on July 2, 2017.

Year	Team	AVG	G	AB	R	H	2B	3B	HR	RBI	BB	SO	SB	CS	OBP	SLG	SF	SH	HB	E
2019	Tri-City (A)	.182	4	11	0	2	0	0	0	1	1	5	1	0	.250	.182	0	0	0	0
	GCL Astros (R)	.149	24	67	11	10	2	0	1	5	8	33	6	1	.266	.224	1	0	3	1
MINOR LEAGUE TOTALS																				
		.203	87	291	44	59	11	3	2	17	37	104	25	8	.313	.282	1	0	10	4

CHANDLER CASEY - RIGHT-HANDED PITCHER

Height: 6-2 **Weight:** 211 **Bats:** R **Throws:** R
Born: May 30, 1996 - Lubbock, TX **Hometown:** Lubbock, TX

School: Lubbock Christian

Recommended/Signed By: Jim Stevenson

How Obtained: Selected by the Astros in the 26th round of the June 2019 draft.

Year	Team	W	L	ERA	G	GS	CG	SHO	SV	IP	H	R	ER	HR	HB	BB	SO	WP	BK	AVG
2019	GCL Astros (R)	0	0	0.00	5	1	0	0	2	5.2	2	0	0	0	0	3	4	0	0	.111
MINOR LEAGUE TOTALS																				
		0	0	0.00	5	1	0	0	2	5.2	2	0	0	0	0	3	4	0	0	.111

HUMBERTO CASTELLANOS - RIGHT-HANDED PITCHER

Height: 5-11 **Weight:** 221 **Bats:** R **Throws:** R
Born: April 3, 1998 - Tepetitlan de Morelos, MEX **Hometown:** Tepetitlan de Morelos, MEX

Recommended/Signed By: Oz Ocampo/Carlos Alfonso/Raul Lopez

How Obtained: Signed by the Astros as a non-drafted free agent on July 2, 2015.

Career Highlights: 2019: Midwest League Midseason All-Star.

Year	Team	W	L	ERA	G	GS	CG	SHO	SV	IP	H	R	ER	HR	HB	BB	SO	WP	BK	AVG
2019	Quad Cities (A)	3	0	3.22	14	0	0	0	4	36.1	29	16	13	4	1	6	46	2	2	.213
	Round Rock (AAA)	0	1	1.42	5	0	0	0	0	12.2	4	2	2	1	0	3	10	0	0	.103
	Fayetteville (A)	1	1	3.16	15	0	0	0	3	25.2	30	14	9	1	3	6	27	2	0	.288
MINOR LEAGUE TOTALS																				
		14	9	2.92	84	14	0	0	14	216.0	204	96	70	8	14	46	205	18	2	.244

ABRAHAM CASTILLO - OUTFIELDER

Height: 6-0 **Weight:** 227 **Bats:** R **Throws:** R
Born: Dec. 5, 2000 - Miranda, VZ **Hometown:** Miranda, VZ

Recommended/Signed By: Oz Ocampo/David Brito/Roman Ocumarez

How Obtained: Signed by the Astros as a non-drafted free agent on July 2, 2017.

Year	Team	AVG	G	AB	R	H	2B	3B	HR	RBI	BB	SO	SB	CS	OBP	SLG	SF	SH	HB	E
2019	GCL Astros (R)	.173	28	81	10	14	2	0	1	9	14	29	1	1	.299	.235	1	0	1	3
MINOR LEAGUE TOTALS																				
		.212	79	236	30	50	7	1	1	23	38	67	7	3	.329	.263	2	0	4	6



GERRY CASTILLO - CATCHER

Height: 5-10 **Weight:** 198 **Bats:** S **Throws:** R
Born: Oct. 3, 1997 - Santo Domingo, DR **Hometown:** Santo Domingo Centro, DR
Recommended/Signed By: Oz Ocampo/Roman Ocumarez/Leocadio Guevara
How Obtained: Signed by the Astros as a non-drafted free agent on May 2, 2016.

Year	Team	AVG	G	AB	R	H	2B	3B	HR	RBI	BB	SO	SB	CS	OBP	SLG	SF	SH	HB	E
2019	GCL Astros (R)	.304	23	69	16	21	5	0	1	10	12	11	3	0	.415	.420	0	0	1	3
MINOR LEAGUE TOTALS		.226	118	252	39	57	11	2	2	37	39	57	8	3	.334	.310	2	1	3	9

RUBEN CASTRO - CATCHER

Height: 5-10 **Weight:** 215 **Bats:** L **Throws:** R
Born: July 10, 1996 - Humacao, PR **Hometown:** Humacao, PR
School: Puerto Rico Baseball Academy HS **Recommended/Signed By:** Joey Sola
How Obtained: Selected by the Astros in the 19th round of the June 2014 draft.

Year	Team	AVG	G	AB	R	H	2B	3B	HR	RBI	BB	SO	SB	CS	OBP	SLG	SF	SH	HB	E
2019	Quad Cities (A)	.255	17	51	10	13	3	0	0	4	13	15	4	0	.394	.314	2	0	0	3
	Fayetteville (A)	.254	24	67	10	17	1	0	2	7	13	24	2	0	.383	.339	2	1	1	3
MINOR LEAGUE TOTALS		.269	180	572	68	154	22	4	3	58	70	117	16	8	.356	.337	4	6	9	28

YEREMI CEBALLOS - LEFT-HANDED PITCHER

Height: 6-2 **Weight:** 175 **Bats:** L **Throws:** L
Born: Dec. 21, 1998 - Santo Domingo Centro, DR **Hometown:** Villa Mella, DR
Recommended/Signed By: Oz Ocampo/Roman Ocumarez/Leocadio Guevara
How Obtained: Signed by the Astros as a non-drafted free agent on April 5, 2016.

Year	Team	W	L	ERA	G	GS	CG	SHO	SV	IP	H	R	ER	HR	HB	BB	SO	WP	BK	AVG
2019	Quad Cities (A)	0	0	2.70	2	0	0	0	0	3.1	1	1	1	0	0	6	5	1	0	.091
	GCL Astros (R)	0	0	0.00	2	0	0	0	1	2.2	1	0	0	0	0	3	0	1	0	.111
	Fayetteville (A)	0	0	0.96	5	0	0	0	1	9.1	2	1	1	1	0	2	10	0	0	.065
	Tri-City (A)	0	0	8.00	6	0	0	0	1	9.0	7	8	8	2	1	5	11	3	0	.206
MINOR LEAGUE TOTALS		3	1	2.48	37	1	0	0	4	65.1	38	22	18	3	4	42	64	14	0	.170

YORBIN CEUTA - INFILDER

Height: 6-0 **Weight:** 202 **Bats:** S **Throws:** R
Born: Jan. 14, 2000 - Guarenas, VZ **Hometown:** Guarenas, VZ
Recommended/Signed By: Oz Ocampo/Roman Ocumarez/Tom Shafer
How Obtained: Signed by the Astros as a non-drafted free agent on July 2, 2016.

Year	Team	AVG	G	AB	R	H	2B	3B	HR	RBI	BB	SO	SB	CS	OBP	SLG	SF	SH	HB	E
2019	Tri-City (A)	.083	4	12	0	1	0	0	0	0	1	2	0	0	.154	.083	0	0	0	0
	GCL Astros (R)	.232	38	125	10	29	7	1	2	19	8	23	1	1	.285	.352	7	1	4	2
MINOR LEAGUE TOTALS		.230	136	466	56	107	13	6	2	49	51	77	13	8	.316	.296	9	2	12	18

JERVIC CHAVEZ - LEFT-HANDED PITCHER

Height: 6-0 **Weight:** 192 **Bats:** L **Throws:** L
Born: Feb. 8, 1997 - Caracas, VZ **Hometown:** Zamora, VZ
Recommended/Signed By: Oz Ocampo/Jose Palacios
How Obtained: Signed by the Astros as a non-drafted free agent on July 2, 2016.

Year	Team	W	L	ERA	G	GS	CG	SHO	SV	IP	H	R	ER	HR	HB	BB	SO	WP	BK	AVG
2019	Tri-City (A)	1	0	1.23	2	0	0	0	0	7.1	1	1	1	0	0	5	5	1	0	.048
	GCL Astros (R)	2	2	2.89	11	0	0	0	1	28.0	21	10	9	3	1	12	31	4	0	.202
MINOR LEAGUE TOTALS		6	4	3.19	44	1	0	0	10	87.1	59	38	31	3	10	42	78	15	1	.193

LUPE CHAVEZ - RIGHT-HANDED PITCHER

Height: 6-2 **Weight:** 214 **Bats:** R **Throws:** R
Born: Dec. 3, 1997 - El Fuerte, MEX **Hometown:** El Fuerte, MEX
Recommended/Signed By: Ismael Cruz/Luis Marquez (TOR)
How Obtained: Acquired from Toronto in exchange for RHP Scott Feldman on Aug. 1, 2016...originally signed by the Blue Jays as a non-drafted free agent on July 2, 2014.
Career Highlights: 2016: *Baseball America* Rookie Level All-Star.

Year	Team	W	L	ERA	G	GS	CG	SHO	SV	IP	H	R	ER	HR	HB	BB	SO	WP	BK	AVG
2019	Tri-City (A)	0	1	1.37	5	2	0	0	1	19.2	14	4	3	1	2	6	20	3	0	.200
	Quad Cities (A)	0	2	4.56	6	5	0	0	1	25.2	29	14	13	1	5	16	24	2	1	.287
MINOR LEAGUE TOTALS		11	6	2.48	36	28	0	0	2	152.1	135	50	42	3	20	52	144	19	2	.239

FRANNY COBOS - RIGHT-HANDED PITCHER

Height: 5-9 **Weight:** 182 **Bats:** R **Throws:** R
Born: Feb. 1, 2001 - La Habana, Cuba **Hometown:** Dominican Republic
Recommended/Signed By: Charlie Gonzalez
How Obtained: Signed by the Astros as a non-drafted free agent on Aug. 24, 2017.

Year	Team	W	L	ERA	G	GS	CG	SHO	SV	IP	H	R	ER	HR	HB	BB	SO	WP	BK	AVG
2019	Tri-City (A)	1	0	0.71	4	1	0	0	0	12.2	5	4	1	0	1	8	13	1	0	.116
	GCL Astros (R)	2	1	2.22	8	1	0	0	0	24.1	23	8	6	1	4	9	18	2	0	.258
MINOR LEAGUE TOTALS		4	3	1.10	26	7	0	0	1	82.0	57	16	10	1	6	24	70	4	0	.201

TABLE OF
CONTENTS

PLAYERS

PLAYER
DEVELOPMENT

2019 REVIEW

OPPONENTS

HISTORY
AND RECORDS

SPRING TRAINING

MEDIA
INFORMATION

MINUTE MAID
PARK

DANNY CODY - RIGHT-HANDED PITCHER

Height: 6-3 **Weight:** 180 **Bats:** R **Throws:** R
Born: March 6, 1997 - Akron, OH **Hometown:** Akron, OH
School: Baldwin Wallace University **Recommended/Signed By:** Scott Oberhelman
How Obtained: Selected by the Astros in the 17th round of the June 2019 draft.

Year	Team	W	L	ERA	G	GS	CG	SHO	SV	IP	H	R	ER	HR	HB	BB	SO	WP	BK	AVG
2019	GCL Astros (R)	0	0	2.70	4	0	0	0	0	6.2	4	4	2	0	2	4	5	2	0	.174
	Tri-City (A)	0	0	3.29	7	0	0	0	1	13.2	12	10	5	0	2	4	13	3	0	.226
	Quad Cities (A)	0	1	10.13	2	0	0	0	0	2.2	5	4	3	0	0	5	3	0	0	.417
MINOR LEAGUE TOTALS		0	1	3.91	13	0	0	0	1	23.0	21	18	10	0	4	13	21	5	0	.239

WILLY COLLADO - RIGHT-HANDED PITCHER

Height: 6-2 **Weight:** 176 **Bats:** R **Throws:** R
Born: March 30, 1998 - Altamira, DR **Hometown:** Altamira, DR
Recommended/Signed By: Oz Ocampo/Roman Ocumarez/Francis Mojica
How Obtained: Signed by the Astros as a non-drafted free agent on April 27, 2016.

Year	Team	W	L	ERA	G	GS	CG	SHO	SV	IP	H	R	ER	HR	HB	BB	SO	WP	BK	AVG
2019	Quad Cities (A)	1	0	2.35	4	0	0	0	0	7.2	5	2	2	1	0	2	9	0	0	.185
	Fayetteville (A)	0	3	1.16	13	0	0	0	3	23.1	13	5	3	0	2	11	33	0	0	.160
	Corpus Christi (AA)	0	3	2.13	18	0	0	0	4	38.0	38	12	9	2	3	7	36	3	0	.252
MINOR LEAGUE TOTALS		4	12	2.88	84	0	0	0	16	146.2	124	58	47	5	8	47	175	12	1	.227

BRETT CONINE - RIGHT-HANDED PITCHER

Height: 6-3 **Weight:** 227 **Bats:** R **Throws:** R
Born: Oct. 16, 1996 - Orange, CA **Hometown:** Orange, CA
School: Cal State Fullerton **Recommended/Signed By:** Ryan Leake
How Obtained: Selected by the Astros in the 11th round of the June 2018 draft.
Career Highlights: 2019: Texas League Pitcher of the Week, Aug. 19-25.

Year	Team	W	L	ERA	G	GS	CG	SHO	SV	IP	H	R	ER	HR	HB	BB	SO	WP	BK	AVG
2019	Quad Cities (A)	3	2	1.91	6	5	0	0	0	33.0	19	8	7	3	0	6	40	1	0	.162
	Fayetteville (A)	4	2	2.42	15	8	0	0	0	63.1	52	19	17	3	5	17	80	4	0	.222
	Corpus Christi (AA)	1	0	2.00	4	2	0	0	0	18.0	20	5	4	1	2	6	14	0	0	.282
MINOR LEAGUE TOTALS		9	5	2.16	36	18	0	0	0	146.0	114	41	35	7	12	40	171	11	1	.212

DEVIN CONN - RIGHT-HANDED PITCHER

Height: 5-11 **Weight:** 164 **Bats:** R **Throws:** R
Born: Jan. 25, 1997 **Hometown:** Midwest City, OK
School: Chipola Junior College **Recommended/Signed By:** Tim Bittner
How Obtained: Selected by the Astros in the 31st round of the June 2018 draft.

Year	Team	W	L	ERA	G	GS	CG	SHO	SV	IP	H	R	ER	HR	HB	BB	SO	WP	BK	AVG
2019	Quad Cities (A)	2	2	3.99	33	0	0	0	5	58.2	41	31	26	0	10	41	67	11	0	.200
	Fayetteville (A)	1	0	3.00	1	0	0	0	0	3.0	3	1	1	0	1	2	1	0	0	.300
MINOR LEAGUE TOTALS		3	2	3.66	46	2	0	0	5	78.2	52	43	32	0	18	52	81	12	0	.191

EVERETTE COOPER - OUTFIELDER

Height: 6-0 **Weight:** 165 **Bats:** R **Throws:** R
Born: Sept. 16, 2002 - Nassau, Bahamas **Hometown:** Nassau, Bahamas
Recommended/Signed By: Charlie Gonzalez
How Obtained: Signed by the Astros as a non-drafted free agent on July 2, 2019.

Year	Team	AVG	G	AB	R	H	2B	3B	HR	RBI	BB	SO	SB	CS	OBP	SLG	SF	SH	HB	E
2020 will be his first professional season																				

KENEDY CORONA - OUTFIELDER

Height: 5-11 **Weight:** 185 **Bats:** R **Throws:** R
Born: March 21, 2000 - Maracaibo, VZ **Hometown:** Maracaibo, VZ
Recommended/Signed By: Wilson Peralta (NYM)

How Obtained: Acquired by the Astros along with LHP Blake Taylor in exchange for OF Jake Marisnick on Dec. 5, 2019...originally signed by the Mets as a non-drafted free agent on April 6, 2019.

Year	Team	AVG	G	AB	R	H	2B	3B	HR	RBI	BB	SO	SB	CS	OBP	SLG	SF	SH	HB	E
2019	DSL Mets (R)	.292	17	65	9	19	5	3	0	7	9	9	8	3	.382	.462	1	0	1	1
	GCL Mets (R)	.311	42	151	35	47	9	1	5	21	17	25	11	2	.401	.483	2	4	7	2
	Brooklyn (A)	.000	4	3	1	0	0	0	0	1	3	2	0	0	.500	.000	0	0	0	0
MINOR LEAGUE TOTALS		.301	63	219	45	66	14	4	5	29	29	36	19	5	.398	.470	3	4	8	3

YIMMI CORTABARRIA - OUTFIELDER

Height: 6-2 **Weight:** 193 **Bats:** R **Throws:** R
Born: Jan. 10, 2001 - Monagas, VZ **Hometown:** Monagas, VZ
Recommended/Signed By: Oz Ocampo/Tom Shafer/Roman Ocumarez/David Brito
How Obtained: Signed by the Astros as a non-drafted free agent on July 3, 2017.

Year	Team	AVG	G	AB	R	H	2B	3B	HR	RBI	BB	SO	SB	CS	OBP	SLG	SF	SH	HB	E
2019	GCL Astros (R)	.267	22	75	12	20	6	0	3	15	11	27	1	1	.375	.467	0	1	2	3
MINOR LEAGUE TOTALS		.191	74	235	30	45	11	0	5	29	32	100	4	3	.299	.302	2	2	5	6



MARTY COSTES - OUTFIELDER

Height: 5-9 **Weight:** 213 **Bats:** R **Throws:** R
Born: Dec. 18, 1995 - Baltimore, MD **Hometown:** Baltimore, MD
School: University of Maryland **Recommended/Signed By:** Bobby St. Pierre
How Obtained: Selected by the Astros in the 22nd round of the June 2018 draft.

Year	Team	AVG	G	AB	R	H	2B	3B	HR	RBI	BB	SO	SB	CS	OBP	SLG	SF	SH	HB	E
2019	Quad Cities (A)	.291	28	13	13	30	3	4	2	20	13	16	5	2	.378	.456	1	0	2	1
	Fayetteville (A)	.247	29	97	14	24	3	0	3	12	14	15	0	1	.362	.371	1	0	4	1
MINOR LEAGUE TOTALS		.251	110	395	61	99	17	8	8	47	46	61	13	5	.358	.395	2	0	21	6

BRETT DANIELS - RIGHT-HANDED PITCHER

Height: 6-0 **Weight:** 190 **Bats:** R **Throws:** R
Born: Feb. 25, 1996 - Fuquay-Varina, NC **Hometown:** Fuquay-Varina, NC
School: University of North Carolina **Recommended/Signed By:** Aaron DelGiudice
How Obtained: Selected by the Astros in the 17th round of the June 2018 draft.
Career Highlights: 2019: Midwest League Midseason All-Star.

Year	Team	W	L	ERA	G	GS	CG	SHO	SV	IP	H	R	ER	HR	HB	BB	SO	WP	BK	AVG
2019	Quad Cities (A)	7	6	2.10	21	15	0	0	2	102.2	76	27	24	5	5	44	105	5	0	.208
	Corpus Christi (AA)	1	0	6.75	3	0	0	0	0	8.0	8	6	6	2	1	6	10	1	0	.267
MINOR LEAGUE TOTALS		11	6	2.25	35	17	0	0	2	144.0	105	44	36	12	7	57	151	8	0	.203

RONNIE DAWSON - OUTFIELDER

See non-roster bio

TREY DAWSON - INFIELDER

Height: 6-0 **Weight:** 191 **Bats:** R **Throws:** R
Born: Oct. 2, 1996 - Charleston, WV **Hometown:** Hurricane, WV
School: University of Kentucky **Recommended/Signed By:** Travis Coleman
How Obtained: Selected by the Astros in the 15th round of the June 2018 draft.
Career Highlights: 2019: Midwest League Midseason All-Star.

Year	Team	AVG	G	AB	R	H	2B	3B	HR	RBI	BB	SO	SB	CS	OBP	SLG	SF	SH	HB	E
2019	Quad Cities (A)	.206	112	378	49	78	16	2	4	47	40	112	11	8	.293	.291	1	0	7	11
MINOR LEAGUE TOTALS		.210	167	557	75	117	25	2	5	62	79	166	20	10	.315	.289	3	0	8	17

ALEX DE GOTI - INFIELDER

See non-roster bio

BRYAN DE LA CRUZ - OUTFIELDER

Height: 6-2 **Weight:** 205 **Bats:** R **Throws:** R
Born: Dec. 16, 1996 - Santo Domingo, DR **Hometown:** Santo Domingo, DR
Recommended/Signed By: Oz Ocampo/Marc Russo/Rafael Belen
How Obtained: Signed by the Astros as a non-drafted free agent on Sept. 24, 2013.
Career Highlights: 2018: Midwest League Midseason All-Star.

Year	Team	AVG	G	AB	R	H	2B	3B	HR	RBI	BB	SO	SB	CS	OBP	SLG	SF	SH	HB	E
2019	Fayetteville (A)	.276	41	163	29	45	14	2	4	19	16	33	5	1	.339	.460	3	0	1	4
	Corpus Christi (AA)	.283	64	269	45	76	14	4	4	24	24	60	7	5	.340	.409	5	0	2	0
MINOR LEAGUE TOTALS		.268	431	1538	238	412	71	18	16	178	172	352	35	24	.343	.369	21	6	15	24

DENFRY DE LA CRUZ - OUTFIELDER

Height: 6-1 **Weight:** 190 **Bats:** R **Throws:** R
Born: Feb. 20, 2003 - San Francisco de Macoris, DR **Hometown:** San Francisco de Macoris, DR
Recommended/Signed By: Alfredo Ulloa
How Obtained: Signed by the Astros as a non-drafted free agent on July 2, 2019.

Year	Team	AVG	G	AB	R	H	2B	3B	HR	RBI	BB	SO	SB	CS	OBP	SLG	SF	SH	HB	E
------	------	-----	---	----	---	---	----	----	----	-----	----	----	----	----	-----	-----	----	----	----	---

2020 will be his first professional season

JUAN DE LOS SANTOS - RIGHT-HANDED PITCHER

Height: 6-0 **Weight:** 154 **Bats:** R **Throws:** R
Born: March 8, 2000 - Santo Domingo, DR **Hometown:** Santo Domingo, DR
Recommended/Signed By: Roman Ocumarez/Leocadio Guevara
How Obtained: Signed by the Astros as a non-drafted free agent on March 15, 2019.

Year	Team	W	L	ERA	G	GS	CG	SHO	SV	IP	H	R	ER	HR	HB	BB	SO	WP	BK	AVG
2019	DSL Astros (R)	2	0	0.00	6	2	0	0	1	14.0	5	1	0	0	1	8	8	3	0	.111
MINOR LEAGUE TOTALS		2	0	0.00	6	2	0	0	1	14.0	5	1	0	0	1	8	8	3	0	.111

TABLE OF
CONTENTS

PLAYERS

PLAYER
DEVELOPMENT

2019 REVIEW

OPPONENTS

HISTORY
AND RECORDS

SPRING TRAINING

MEDIA
INFORMATION

MINUTE MAID
PARK

BRAYAN DE PAULA - LEFT-HANDED PITCHER

Height: 6-3	Weight: 194	Bats: L	Throws: L																	
Born: June 25, 1999 - San Pedro Brand, DR		Hometown: San Pedro Brand, DR																		
Recommended/Signed By: Albert Gonzalez/Sandy Nin/Domingo Ortega (MIA)																				
How Obtained: Acquired from the Marlins along with OF Adonis Giron in exchange for international slot money...originally signed by the Marlins as a non-drafted free agent on April 27, 2017.																				
Year	Team	W	L	ERA	G	GS	CG	SHO	SV	IP	H	R	ER	HR	HB	BB	SO	WP	BK	AVG
2019	Tri-City (A)	1	0	0.00	2	0	0	0	0	5.0	2	1	0	0	3	2	5	1	1	.111
	GCL Astros (R)	0	2	6.99	11	3	0	0	1	28.1	26	25	22	4	8	18	34	3	0	.241
MINOR LEAGUE TOTALS		3	4	4.09	35	8	0	0	2	92.1	89	50	42	7	12	36	96	13	1	.254

LUIS DE PAULA - RIGHT-HANDED PITCHER

Height: 6-0

Weight: 164

Bats: R

Throws: R

Born: Nov. 15, 1996 - Santo Domingo, DR

Hometown: Santo Domingo, DR

Recommended/Signed By: Oz Ocampo/Roman Ocumarez/Leocadio Guevara

How Obtained: Signed by the Astros as a non-drafted free agent on Nov. 4, 2016.

Year	Team	W	L	ERA	G	GS	CG	SHO	SV	IP	H	R	ER	HR	HB	BB	SO	WP	BK	AVG
2019	Tri-City (A)	0	1	4.00	5	0	0	0	0	9.0	5	5	4	0	1	7	8	0	0	.172
	Quad Cities (A)	1	0	4.50	11	0	0	0	1	22.0	20	12	11	1	1	14	24	2	1	.253
MINOR LEAGUE TOTALS		4	7	4.19	53	0	0	0	8	77.1	59	42	36	3	4	56	80	9	1	.219

CODY DEASON - RIGHT-HANDED PITCHER

Height: 6-4	Weight: 224	Bats: R	Throws: R																	
Born: Dec. 26, 1996 - Ojai, CA		Hometown: Ojai, CA																		
School: University of Arizona	Recommended/Signed By: Aaron Tassano																			
How Obtained: Selected by the Astros in the fifth round of the June 2018 draft.																				
Career Highlights: 2019: Midwest League Pitcher of the Week, June 3-9.																				
Year	Team	W	L	ERA	G	GS	CG	SHO	SV	IP	H	R	ER	HR	HB	BB	SO	WP	BK	AVG
2019	Quad Cities (A)	5	3	3.28	14	11	0	0	0	60.1	42	24	22	3	9	31	76	4	0	.195
	Fayetteville (A)	4	3	3.57	9	6	0	0	1	40.1	34	19	16	0	4	14	44	2	1	.224
MINOR LEAGUE TOTALS		10	6	3.49	32	21	0	0	1	118.2	96	52	46	3	13	55	134	7	1	.222

DEAN DEETZ - RIGHT-HANDED PITCHER

See non-roster bio

TOMMY DEJUNEAS - RIGHT-HANDED PITCHER

Height: 6-1	Weight: 210	Bats: R	Throws: R																	
Born: Oct. 24, 1995 - Milford, CT		Hometown: Milford, CT																		
School: North Carolina State University		Recommended/Signed By: Gary Randall (CLE)																		
How Obtained: Acquired from Cleveland in exchange for RHP James Hoyt on July 6, 2018...originally selected by the Indians in the 26th round of the June 2017 draft.																				
Career Highlights: 2018: Midwest League Midseason All-Star.																				
Year	Team	W	L	ERA	G	GS	CG	SHO	SV	IP	H	R	ER	HR	HB	BB	SO	WP	BK	AVG
2019	Fayetteville (A)	1	2	4.44	17	0	0	0	0	24.1	20	15	12	1	2	12	33	6	0	.222
	Corpus Christi (AA)	2	6	8.31	23	0	0	0	0	30.1	33	33	28	5	0	33	37	11	0	.268
MINOR LEAGUE TOTALS		6	15	4.42	89	0	0	0	4	126.1	119	88	62	11	12	81	159	36	0	.246

AUSTIN DENNIS - INFILDER

Height: 5-11	Weight: 165	Bats: R	Throws: R																	
Born: June 6, 1997		Hometown: Mission Hills, CA																		
School: Middle Tennessee State University		Recommended/Signed By: Travis Coleman																		
How Obtained: Selected by the Astros in the 20th round of the June 2018 draft.																				
Career Highlights: 2019: Midwest League Midseason All-Star.																				
Year	Team	AVG	G	AB	R	H	2B	3B	HR	RBI	BB	SO	SB	CS	OBP	SLG	SF	SH	HB	E
2019	Quad Cities (A)	.240	105	396	60	95	15	5	3	41	38	78	23	7	.313	.326	4	0	6	7
	Round Rock (AAA)	.200	5	10	2	2	1	0	0	2	2	1	0	0	.308	.300	1	0	0	0
MINOR LEAGUE TOTALS		.240	163	592	90	142	27	5	4	56	59	109	39	11	.313	.323	7	0	7	10

OMAR DIAZ - OUTFIELDER

Height: 6-1	Weight: 187	Bats: L	Throws: L																	
Born: Sept. 23, 2001 - Santo Domingo, DR	Hometown: Santo Domingo, DR																			
Recommended/Signed By: Roman Ocumarez/Alfredo Ulloa																				
How Obtained: Signed by the Astros as a non-drafted free agent on July 2, 2018.																				
Year	Team	AVG	G	AB	R	H	2B	3B	HR	RBI	BB	SO	SB	CS	OBP	SLG	SF	SH	HB	E
2019	DSL Astros (R)	.230	56	174	30	40	6	2	1	15	29	43	6	6	.343	.305	2	1	2	0
MINOR LEAGUE TOTALS		.230	56	174	30	40	6	2	1	15	29	43	6	6	.343	.305	2	1	2	0



KEVIN DICKEY - LEFT-HANDED PITCHER

Height: 6-4 **Weight:** 194 **Bats:** S **Throws:** L
Born: March 31, 1998 - Brookston, TX **Hometown:** Brookston, TX
School: Seminole State College **Recommended/Signed By:** Jim Stevenson
How Obtained: Selected by the Astros in the 27th round of the June 2019 draft.

Year	Team	W	L	ERA	G	GS	CG	SHO	SV	IP	H	R	ER	HR	HB	BB	SO	WP	BK	AVG
2019	GCL Astros (R)	2	1	2.70	11	2	0	0	1	26.2	18	13	8	2	2	18	34	4	0	.189
MINOR LEAGUE TOTALS		2	1	2.70	11	2	0	0	1	26.2	18	13	8	2	2	18	34	4	0	.189

CHAD DONATO - RIGHT-HANDED PITCHER

Height: 6-0 **Weight:** 214 **Bats:** R **Throws:** R
Born: June 3, 1995 - Cypress, TX **Hometown:** Cypress, TX
School: West Virginia University **Recommended/Signed By:** Nick Venuto
How Obtained: Selected by the Astros in the 11th round of the June 2016 draft.
Career Highlights: 2018: Midwest League Pitcher of the Week, Aug. 13-19 and Aug. 28-Sept. 3.

Year	Team	W	L	ERA	G	GS	CG	SHO	SV	IP	H	R	ER	HR	HB	BB	SO	WP	BK	AVG
2019	Fayetteville (A)	3	9	5.84	15	13	0	0	0	69.1	81	50	45	9	3	24	72	5	0	.303
	Corpus Christi (AA)	3	3	3.57	11	6	0	0	0	53.0	44	25	21	7	1	15	60	2	0	.218
MINOR LEAGUE TOTALS		18	14	3.49	51	39	0	0	2	232.1	201	107	90	20	7	74	274	13	0	.232

WHIT DRENNAN - LEFT-HANDED PITCHER

Height: 6-7 **Weight:** 193 **Bats:** L **Throws:** L
Born: Feb. 25, 1997 - Hendersonville, TN **Hometown:** Hendersonville, TN
School: Rollins College **Recommended/Signed By:** Charlie Gonzalez
How Obtained: Selected by the Astros in the 29th round of the June 2019 draft.
Career Highlights: 2018: Midwest League Pitcher of the Week, Aug. 13-19 and Aug. 28-Sept. 3.

Year	Team	W	L	ERA	G	GS	CG	SHO	SV	IP	H	R	ER	HR	HB	BB	SO	WP	BK	AVG
2019	GCL Astros (R)	1	1	9.45	10	0	0	0	0	13.1	14	14	14	0	3	10	17	4	0	.292
MINOR LEAGUE TOTALS		1	1	9.45	10	0	0	0	0	13.1	14	14	14	0	3	10	17	4	0	.292

OSVALDO DUARTE - INFIELDER

See non-roster bio

SHAWN DUBIN - RIGHT-HANDED PITCHER

Height: 6-1 **Weight:** 171 **Bats:** R **Throws:** R
Born: Sept. 6, 1995 - Allegany, NY **Hometown:** Allegany, NY
School: Georgetown College (KY) **Recommended/Signed By:** Travis Coleman
How Obtained: Selected by the Astros in the 13th round of the June 2018 draft.
Career Highlights: 2019: Carolina League Pitcher of the Week, Aug. 27-Sept. 2...Midwest League Pitcher of the Week, April 15-21.

Year	Team	W	L	ERA	G	GS	CG	SHO	SV	IP	H	R	ER	HR	HB	BB	SO	WP	BK	AVG
2019	Quad Cities (A)	1	0	0.75	3	1	0	0	2	12.0	7	2	1	0	1	4	19	0	0	.167
	Fayetteville (A)	6	5	3.92	22	18	0	0	1	98.2	71	46	43	3	8	42	132	4	0	.196
MINOR LEAGUE TOTALS		9	6	3.79	39	24	0	0	3	140.0	101	63	59	7	11	57	182	4	0	.198

LUIS ENCARNACION - INFIELDER

Height: 5-8 **Weight:** 170 **Bats:** R **Throws:** R
Born: Sept. 25, 2002 - Santo Domingo, DR **Hometown:** Santo Domingo, DR
Recommended/Signed By: Roman Ocumarez/Leocadio Guevara
How Obtained: Signed by the Astros as a non-drafted free agent on July 2, 2019.

Year	Team	AVG	G	AB	R	H	2B	3B	HR	RBI	BB	SO	SB	CS	OBP	SLG	SF	SH	HB	E
2020 will be his first professional season																				

ROLANDO ESPINOSA - INFIELDER

Height: 6-0 **Weight:** 184 **Bats:** R **Throws:** R
Born: Jan. 5, 2001 - Ciego de Avila, Cuba **Hometown:** Ciego de Avila, Cuba
Recommended/Signed By: Charlie Gonzalez
How Obtained: Signed by the Astros as a non-drafted free agent on Aug. 21, 2017.

Year	Team	AVG	G	AB	R	H	2B	3B	HR	RBI	BB	SO	SB	CS	OBP	SLG	SF	SH	HB	E
2019	GCL Astros (R)	.202	42	129	18	26	8	2	1	14	16	43	9	3	.311	.318	1	0	5	10
MINOR LEAGUE TOTALS		.183	101	317	32	58	13	4	2	24	34	97	19	9	.273	.268	2	1	6	22

MARCOS EUSEBIO - RIGHT-HANDED PITCHER

Height: 6-1 **Weight:** 191 **Bats:** R **Throws:** R
Born: Sept. 5, 2000 - La Romana, DR **Hometown:** La Romana, DR
Recommended/Signed By: Roman Ocumarez
How Obtained: Signed by the Astros as a non-drafted free agent on Feb. 27, 2019.

Year	Team	W	L	ERA	G	GS	CG	SHO	SV	IP	H	R	ER	HR	HB	BB	SO	WP	BK	AVG
2019	DSL Astros (R)	1	1	4.91	3	0	0	0	0	3.2	4	2	2	1	0	4	4	2	0	.267
MINOR LEAGUE TOTALS		1	1	4.91	3	0	0	0	0	3.2	4	2	2	1	0	4	4	2	0	.267

DREW FERGUSON - OUTFIELDER

See non-roster bio

TABLE OF
CONTENTS

PLAYERS

PLAYER
DEVELOPMENT

2019 REVIEW

OPPONENTS

HISTORY
AND RECORDS

SPRING TRAINING

MEDIA
INFORMATION

MINUTE MAID
PARK



JESUS FERNANDEZ - INFIELDER

Height: 6-0 **Weight:** 150 **Bats:** R **Throws:** R
Born: Aug. 26, 2003 - Maracaibo, VZ **Hometown:** Maracaibo, VZ

Recommended/Signed By: Roman Ocumarez/Jose Palacios

How Obtained: Signed by the Astros as a non-drafted free agent on Aug. 26, 2019.

Year	Team	AVG	G	AB	R	H	2B	3B	HR	RBI	BB	SO	SB	CS	OBP	SLG	SF	SH	HB	E
------	------	-----	---	----	---	---	----	----	----	-----	----	----	----	----	-----	-----	----	----	----	---

2020 will be his first professional season

JUSTIN FERRELL - RIGHT-HANDED PITCHER

Height: 6-7 **Weight:** 201 **Bats:** R **Throws:** R
Born: April 21, 1994 - Wagoner, OK **Hometown:** Wagoner, OK

School: Connors State College

Recommended/Signed By: Jim Stevenson

How Obtained: Selected by the Astros in the 36th round of the June 2014 draft.

Year	Team	W	L	ERA	G	GS	CG	SHO	SV	IP	H	R	ER	HR	HB	BB	SO	WP	BK	AVG
2019	Corpus Christi (AA)	1	2	5.96	17	0	0	0	1	25.2	24	17	17	2	0	22	20	3	0	.245
	Round Rock (AAA)	1	0	13.50	5	0	0	0	0	7.1	10	11	11	2	1	6	8	1	0	.323
	GCL Astros (R)	1	0	0.00	2	1	0	0	0	3.2	3	0	0	0	0	0	3	0	0	.231
MINOR LEAGUE TOTALS		27	22	3.88	132	33	0	0	11	345.1	300	167	149	30	12	156	334	34	7	.230

RILEY FERRELL - RIGHT-HANDED PITCHER

See non-roster bio

MIGUEL FIGUEROA - RIGHT-HANDED PITCHER

Height: 6-2 **Weight:** 206 **Bats:** R **Throws:** R
Born: March 22, 1997 **Hometown:** Tucson, AZ

School: Oklahoma City University

Recommended/Signed By: Jim Stevenson

How Obtained: Selected by the Astros in the 24th round of the June 2018 draft.

Year	Team	W	L	ERA	G	GS	CG	SHO	SV	IP	H	R	ER	HR	HB	BB	SO	WP	BK	AVG
2019	Corpus Christi (AA)	0	0	9.53	4	0	0	0	0	5.2	5	6	6	0	2	4	4	3	0	.238
	Tri-City (A)	1	2	5.40	11	0	0	0	0	15.0	14	12	9	3	0	14	18	5	0	.241
	Fayetteville (A)	0	0	0.00	1	0	0	0	0	0.1	1	0	0	0	0	0	0	1	0	.500
MINOR LEAGUE TOTALS		3	3	4.46	26	2	0	0	0	42.1	33	26	21	3	4	32	43	11	1	.212

J.P. FRANCE - RIGHT-HANDED PITCHER

Height: 6-0 **Weight:** 211 **Bats:** R **Throws:** R
Born: April 4, 1995 **Hometown:** Marrero, LA

School: Mississippi State University

Recommended/Signed By: Travis Coleman

How Obtained: Selected by the Astros in the 14th round of the June 2018 draft.

Year	Team	W	L	ERA	G	GS	CG	SHO	SV	IP	H	R	ER	HR	HB	BB	SO	WP	BK	AVG
2019	Fayetteville (A)	4	9	4.31	25	20	0	0	0	100.1	88	58	48	12	1	52	100	7	0	.235
MINOR LEAGUE TOTALS		6	9	3.73	35	20	0	0	2	118.1	98	59	49	12	1	58	128	10	0	.225

R.J. FREURE - RIGHT-HANDED PITCHER

Height: 6-1 **Weight:** 238 **Bats:** R **Throws:** R
Born: July 6, 1997 - Burlington, Ontario, CAN **Hometown:** Burlington, Ontario, CAN
School: University of Pittsburgh **Recommended/Signed By:** Bobby St. Pierre

How Obtained: Selected by the Astros in the sixth round of the June 2018 draft.

Year	Team	W	L	ERA	G	GS	CG	SHO	SV	IP	H	R	ER	HR	HB	BB	SO	WP	BK	AVG
2019	Quad Cities (A)	5	7	4.08	21	14	0	0	3	88.1	67	48	40	8	7	61	114	10	0	.213
MINOR LEAGUE TOTALS		8	7	3.34	32	17	0	0	3	116.0	84	52	43	10	10	74	143	10	0	.203

ELVIS GARCIA - RIGHT-HANDED PITCHER

Height: 6-0 **Weight:** 165 **Bats:** R **Throws:** R
Born: Sept. 24, 2002 - Caucaagua, VZ **Hometown:** Caucaagua, VZ

Recommended/Signed By: Roman Ocumarez/Jose Palacios

How Obtained: Signed by the Astros as a non-drafted free agent on July 2, 2019.

Year	Team	W	L	ERA	G	GS	CG	SHO	SV	IP	H	R	ER	HR	HB	BB	SO	WP	BK	AVG
------	------	---	---	-----	---	----	----	-----	----	----	---	---	----	----	----	----	----	----	----	-----

2020 will be his first professional season

FREYLIN GARCIA - RIGHT-HANDED PITCHER

Height: 6-3 **Weight:** 198 **Bats:** R **Throws:** R
Born: Dec. 6, 1997 - Guayubin, DR **Hometown:** Puerto Plata, DR

Recommended/Signed By: Oz Ocampo/Roman Ocumarez/Francis Mojica

How Obtained: Signed by the Astros as a non-drafted free agent on July 2, 2016.

Year	Team	W	L	ERA	G	GS	CG	SHO	SV	IP	H	R	ER	HR	HB	BB	SO	WP	BK	AVG
2019																				
MINOR LEAGUE TOTALS		2	8	4.17	26	7	0	0	1	69.0	75	40	32	0	6	32	53	12	1	.283

Did not play



LUIS GARCIA - RIGHT-HANDED PITCHER

Height: 6-1 **Weight:** 244 **Bats:** R **Throws:** R
Born: Dec. 13, 1996 - Bolivar, VZ **Hometown:** Bolivar, VZ
Recommended/Signed By: Oz Ocampo/Tom Shafer/Roman Ocumarez/David Brito
How Obtained: Signed by the Astros as a non-drafted free agent on July 2, 2017.
Career Highlights: 2019: Midwest League Pitcher of the Week, May 26-June 2.

Year	Team	W	L	ERA	G	GS	CG	SHO	SV	IP	H	R	ER	HR	HB	BB	SO	WP	BK	AVG
2019	Quad Cities (A)	4	0	2.93	9	6	0	0	1	43.0	23	17	14	4	1	16	60	3	1	.153
	Tri-City (A)	6	4	3.02	15	12	0	0	0	65.2	43	27	22	5	4	34	108	16	2	.185
MINOR LEAGUE TOTALS																				
		18	7	2.50	54	32	0	0	1	205.0	144	75	57	14	7	95	284	27	4	.196

RONNY GARCIA - RIGHT-HANDED PITCHER

Height: 6-3 **Weight:** 170 **Bats:** R **Throws:** R
Born: Dec. 2, 1999 - Samana, DR **Hometown:** Samana, DR
Recommended/Signed By: Oz Ocampo/Roman Ocumarez/David Brito
How Obtained: Signed by the Astros as a non-drafted free agent on July 2, 2016.

Year	Team	W	L	ERA	G	GS	CG	SHO	SV	IP	H	R	ER	HR	HB	BB	SO	WP	BK	AVG
2019	DSL Astros (R)	3	3	2.63	19	1	0	0	5	37.2	27	14	11	0	3	17	29	7	2	.208
MINOR LEAGUE TOTALS																				
		3	8	4.73	56	1	0	0	8	72.1	67	53	38	0	8	46	66	18	3	.246

RALPH GARZA - RIGHT-HANDED PITCHER

See non-roster bio

GARRETT GAYLE - RIGHT-HANDED PITCHER

Height: 6-1 **Weight:** 207 **Bats:** R **Throws:** R
Born: Aug. 2, 1997 - Cypress, TX **Hometown:** Cypress, TX
School: Rice University **Recommended/Signed By:** Kris Gress
How Obtained: Selected by the Astros in the 12th round of the June 2019 draft.

Year	Team	W	L	ERA	G	GS	CG	SHO	SV	IP	H	R	ER	HR	HB	BB	SO	WP	BK	AVG
2019	Tri-City (A)	0	0	2.25	5	0	0	0	1	8.0	8	2	2	0	0	6	10	2	1	.276
	Quad Cities (A)	1	1	2.38	6	0	0	0	3	11.1	8	4	3	2	0	3	14	0	1	.200
MINOR LEAGUE TOTALS																				
		1	1	2.33	11	0	0	0	4	19.1	16	6	5	2	0	9	24	2	2	.232

ADONIS GIRON - OUTFIELDER

Height: 5-10 **Weight:** 227 **Bats:** R **Throws:** R
Born: Feb. 22, 2001 - Santo Domingo, DR **Hometown:** Santo Domingo, DR
Recommended/Signed By: Albert Gonzalez/Sandy Nin (MIA)
How Obtained: Acquired from the Marlins along with LHP Brayden De Paula in exchange for international slot money...originally signed by the Marlins as a non-drafted free agent on July 3, 2017.

Year	Team	AVG	G	AB	R	H	2B	3B	HR	RBI	BB	SO	SB	CS	OBP	SLG	SF	SH	HB	E
2019	GCL Astros (R)	.190	23	84	8	16	4	1	1	4	2	30	1	1	.236	.298	0	0	3	1
MINOR LEAGUE TOTALS																				
		.239	90	327	37	78	15	4	4	34	23	86	13	9	.308	.346	3	0	11	4

CRISTIAN GONZALEZ - INFIELDER

Height: 6-3 **Weight:** 181 **Bats:** R **Throws:** R
Born: Oct. 22, 2001 - Azua, DR **Hometown:** Azua, DR
Recommended/Signed By: Roman Ocumarez/Alfredo Ulloa/Jose Lima
How Obtained: Signed by the Astros as a non-drafted free agent on July 2, 2018.

Year	Team	AVG	G	AB	R	H	2B	3B	HR	RBI	BB	SO	SB	CS	OBP	SLG	SF	SH	HB	E
2019	DSL Astros (R)	.214	63	206	32	44	6	3	1	21	19	56	11	2	.289	.286	3	0	4	13
MINOR LEAGUE TOTALS																				
		.214	63	206	32	44	6	3	1	21	19	56	11	2	.289	.286	3	0	4	13

FLAER GONZALEZ - RIGHT-HANDED PITCHER

Height: 5-10 **Weight:** 195 **Bats:** R **Throws:** R
Born: Sept. 27, 1996 - Nizao, DR **Hometown:** Nizao, DR
Recommended/Signed By: Oz Ocampo/Roman Ocumarez/Tom Shafer
How Obtained: Signed by the Astros as a non-drafted free agent on July 2, 2017.

Year	Team	W	L	ERA	G	GS	CG	SHO	SV	IP	H	R	ER	HR	HB	BB	SO	WP	BK	AVG
2019																				
MINOR LEAGUE TOTALS																				
		4	2	3.35	24	3	0	0	3	45.2	49	24	17	1	4	22	36	8	1	.275

JOEY GONZALEZ - RIGHT-HANDED PITCHER

Height: 5-11 **Weight:** 187 **Bats:** R **Throws:** R
Born: Jan. 10, 1997 - Miami, FL **Hometown:** Miami, FL
School: Stetson University **Recommended/Signed By:** Evan Brannon
How Obtained: Selected by the Astros in the 28th round of the June 2018 draft.

Year	Team	W	L	ERA	G	GS	CG	SHO	SV	IP	H	R	ER	HR	HB	BB	SO	WP	BK	AVG
2019	Fayetteville (A)	1	1	5.11	13	0	0	0	1	24.2	23	14	14	4	1	10	25	2	0	.245
	Quad Cities (A)	3	1	2.52	15	0	0	0	1	35.2	31	13	10	4	0	15	31	2	0	.230
MINOR LEAGUE TOTALS																				
		8	4	3.04	43	0	0	0	5	80.0	67	36	27	8	2	29	81	5	0	.221

RICHI GONZALEZ - OUTFIELDER

Height: 6-2 **Weight:** 185 **Bats:** R **Throws:** R
Born: Dec. 29, 2002 - Santo Domingo Este, DR **Hometown:** Santo Domingo Este, DR
Recommended/Signed By: Roman Ocumarez

How Obtained: Signed by the Astros as a non-drafted free agent on July 2, 2019.

Year	Team	AVG	G	AB	R	H	2B	3B	HR	RBI	BB	SO	SB	CS	OBP	SLG	SF	SH	HB	E
------	------	-----	---	----	---	---	----	----	----	-----	----	----	----	----	-----	-----	----	----	----	---

2020 will be his first professional season

SEBASTIAN GRULLON - INFIELDER

Height: 6-1 **Weight:** 183 **Bats:** R **Throws:** R
Born: July 19, 2001 - Santo Domingo, DR **Hometown:** Monte Plata, DR
Recommended/Signed By: Oz Ocampo/Alfredo Ulloa/Leocadio Guevara

How Obtained: Signed by the Astros as a non-drafted free agent on July 20, 2017.

Year	Team	AVG	G	AB	R	H	2B	3B	HR	RBI	BB	SO	SB	CS	OBP	SLG	SF	SH	HB	E
2019	DSL Astros (R)	.222	44	126	15	28	3	2	0	11	17	38	4	5	.319	.278	0	0	1	7
MINOR LEAGUE TOTALS		.214	74	229	21	49	4	2	0	20	21	61	11	10	.283	.249	0	1	1	16

LUIS GUERRERO - OUTFIELDER

Height: 5-11 **Weight:** 189 **Bats:** R **Throws:** R
Born: Nov. 9, 1998 - Bronx, NY **Hometown:** Bronx, NY
School: Miami Dade CC **Recommended/Signed By:** Charlie Gonzalez

How Obtained: Selected by the Astros in the eighth round of the June 2019 draft.

Year	Team	AVG	G	AB	R	H	2B	3B	HR	RBI	BB	SO	SB	CS	OBP	SLG	SF	SH	HB	E
2019	GCL Astros (R)	.282	11	39	2	11	3	0	1	4	4	11	0	1	.378	.436	0	0	2	0
	Tri-City (A)	.202	36	119	17	24	3	0	0	7	22	37	6	3	.324	.227	1	0	0	1
MINOR LEAGUE TOTALS		.222	47	158	19	35	6	0	1	11	26	48	6	4	.337	.278	1	0	2	1

FREDDY GUILAMO - CATCHER

Height: 5-11 **Weight:** 188 **Bats:** R **Throws:** R
Born: Dec. 10, 2000 - La Romana, DR **Hometown:** La Romana, DR
Recommended/Signed By: Roman Ocumarez

How Obtained: Signed by the Astros as a non-drafted free agent on Sept. 13, 2018.

Year	Team	AVG	G	AB	R	H	2B	3B	HR	RBI	BB	SO	SB	CS	OBP	SLG	SF	SH	HB	E
2019	DSL Astros (R)	.247	40	93	18	23	4	1	1	12	23	28	3	2	.402	.344	0	0	1	4
MINOR LEAGUE TOTALS		.247	40	93	18	23	4	1	1	12	23	28	3	2	.402	.344	0	0	1	4

RYAN GUSTO - RIGHT-HANDED PITCHER

Height: 6-4 **Weight:** 210 **Bats:** R **Throws:** R
Born: March 11, 1999 - Charlotte, NC **Hometown:** Charlotte, NC
School: Florida Southwestern State JC **Recommended/Signed By:** Charlie Gonzalez

How Obtained: Selected by the Astros in the 11th round of the June 2019 draft.

Year	Team	W	L	ERA	G	GS	CG	SHO	SV	IP	H	R	ER	HR	HB	BB	SO	WP	BK	AVG
2019	GCL Astros (R)	0	0	2.45	2	1	0	0	0	3.2	2	2	1	0	0	3	6	1	0	.143
	Tri-City (A)	0	1	1.64	3	2	0	0	0	11.0	4	2	2	0	0	4	13	0	1	.114
MINOR LEAGUE TOTALS		0	1	1.84	5	3	0	0	0	14.2	6	4	3	0	0	7	19	1	1	.122

DANYURI GUZMAN - RIGHT-HANDED PITCHER

Height: 6-0 **Weight:** 154 **Bats:** R **Throws:** R
Born: Feb. 11, 2003 - Montecristi, DR **Hometown:** Montecristi, DR
Recommended/Signed By: Roman Ocumarez/Alfredo Ulloa

How Obtained: Signed by the Astros as a non-drafted free agent on July 2, 2019.

Year	Team	W	L	ERA	G	GS	CG	SHO	SV	IP	H	R	ER	HR	HB	BB	SO	WP	BK	AVG
------	------	---	---	-----	---	----	----	-----	----	----	---	---	----	----	----	----	----	----	----	-----

2020 will be his first professional season

AUSTIN HANSEN - RIGHT-HANDED PITCHER

Height: 6-0 **Weight:** 200 **Bats:** R **Throws:** R
Born: Aug. 25, 1996 - Lenexa, KS **Hometown:** Olathe, KS
School: University of Oklahoma **Recommended/Signed By:** Jim Stevenson

How Obtained: Selected by the Astros in the eighth round of the June 2018 draft.

Career Highlights: 2019: Midwest League Midseason All-Star...2018: New York-Penn League Midseason All-Star.

Year	Team	W	L	ERA	G	GS	CG	SHO	SV	IP	H	R	ER	HR	HB	BB	SO	WP	BK	AVG
2019	Quad Cities (A)	4	1	0.86	9	7	0	0	1	41.2	20	4	4	1	3	19	52	1	0	.140
	Fayetteville (A)	3	2	3.10	14	7	0	0	1	52.1	32	22	18	4	2	32	76	7	0	.174
MINOR LEAGUE TOTALS		9	6	2.02	37	16	0	0	4	124.2	66	33	28	7	7	64	173	12	1	.152

RYAN HARTMAN - LEFT-HANDED PITCHER

See non-roster bio



LAYNE HENDERSON - RIGHT-HANDED PITCHER

Height: 6-4 **Weight:** 198 **Bats:** R **Throws:** R
Born: June 8, 1996 - Glendora, CA **Hometown:** La Verne, CA
School: Azusa Pacific University **Recommended/Signed By:** Ryan Leake
How Obtained: Selected by the Astros in the 30th round of the June 2018 draft.

Year	Team	W	L	ERA	G	GS	CG	SHO	SV	IP	H	R	ER	HR	HB	BB	SO	WP	BK	AVG
2019	Corpus Christi (AA)	1	2	7.62	8	0	0	0	0	13.0	15	12	11	2	1	12	13	2	0	.288
	Quad Cities (A)	2	2	2.84	15	0	0	0	1	25.1	23	10	8	1	1	10	42	2	2	.235
MINOR LEAGUE TOTALS		6	4	4.38	34	0	0	0	2	63.2	58	35	31	3	6	36	81	6	2	.243

BLAIR HENLEY - RIGHT-HANDED PITCHER

Height: 6-3 **Weight:** 200 **Bats:** R **Throws:** R
Born: May 14, 1997 - Fort Worth, TX **Hometown:** Fort Worth, TX
School: University of Texas **Recommended/Signed By:** Kris Gross
How Obtained: Selected by the Astros in the seventh round of the June 2019 draft.

Year	Team	W	L	ERA	G	GS	CG	SHO	SV	IP	H	R	ER	HR	HB	BB	SO	WP	BK	AVG
2019	GCL Astros (R)	0	0	0.00	1	1	0	0	0	3.0	1	0	0	0	0	1	4	0	0	.100
	Tri-City (A)	1	1	1.60	11	2	0	0	1	33.2	29	9	6	1	2	8	46	3	0	.228
MINOR LEAGUE TOTALS		1	1	1.47	12	3	0	0	1	36.2	30	9	6	1	2	9	50	3	0	.219

DAVID HENSLEY - INFIELDER

Height: 6-6 **Weight:** 207 **Bats:** R **Throws:** R
Born: March 28, 1996 - San Diego, CA **Hometown:** San Diego, CA
School: San Diego State University **Recommended/Signed By:** Ryan Leake
How Obtained: Selected by the Astros in the 26th round of the June 2018 draft.

Year	Team	AVG	G	AB	R	H	2B	3B	HR	RBI	BB	SO	SB	CS	OBP	SLG	SF	SH	HB	E
2019	Quad Cities (A)	.238	80	290	40	69	11	3	6	28	25	72	11	4	.296	.359	3	0	0	6
	Fayetteville (A)	.327	28	98	10	32	11	0	0	18	11	23	0	2	.387	.439	2	0	0	5
MINOR LEAGUE TOTALS		.241	171	622	74	150	33	5	10	66	67	174	13	12	.312	.359	7	1	0	22

NICK HERNANDEZ - RIGHT-HANDED PITCHER

Height: 6-2 **Weight:** 211 **Bats:** R **Throws:** R
Born: Dec. 30, 1994 - Missouri City, TX **Hometown:** Missouri City, TX
School: University of Houston **Recommended/Signed By:** Noel Gonzales-Luna
How Obtained: Selected by the Astros in the eighth round of the June 2016 draft.
Career Highlights: 2017: Carolina League Midseason All-Star.

Year	Team	W	L	ERA	G	GS	CG	SHO	SV	IP	H	R	ER	HR	HB	BB	SO	WP	BK	AVG
2019	Fayetteville (A)	0	1	5.87	5	0	0	0	0	7.2	6	6	5	0	0	4	12	1	0	.231
	Corpus Christi (AA)	2	3	3.42	18	0	0	0	1	23.2	19	11	9	2	4	13	25	1	0	.218
MINOR LEAGUE TOTALS		4	9	3.18	80	0	0	0	17	116.0	87	51	41	12	9	52	137	14	0	.207

KEVIN HOLCOMB - RIGHT-HANDED PITCHER

Height: 6-5 **Weight:** 216 **Bats:** R **Throws:** R
Born: Jan. 5, 1999 - Frazier Park, CA **Hometown:** Frazier Park, CA
School: Glendale CC **Recommended/Signed By:** Tim Costic
How Obtained: Selected by the Astros in the 13th round of the June 2019 draft.

Year	Team	W	L	ERA	G	GS	CG	SHO	SV	IP	H	R	ER	HR	HB	BB	SO	WP	BK	AVG
2019	GCL Astros (R)	0	4	6.30	8	2	0	0	0	20.0	21	16	14	3	3	15	14	3	1	.280
MINOR LEAGUE TOTALS		0	4	6.30	8	2	0	0	0	20.0	21	16	14	3	3	15	14	3	1	.280

ALEXANDER HOLDERBACH - CATCHER

Height: 6-0 **Weight:** 206 **Bats:** R **Throws:** R
Born: Dec. 26, 1996 **Hometown:** Hamilton, OH
School: Eastern Kentucky University **Recommended/Signed By:** Travis Coleman
How Obtained: Selected by the Astros in the 16th round of the June 2018 draft.

Year	Team	AVG	G	AB	R	H	2B	3B	HR	RBI	BB	SO	SB	CS	OBP	SLG	SF	SH	HB	E
2019	Quad Cities (A)	.242	64	219	24	53	5	0	6	24	19	69	1	1	.300	.347	2	0	0	4
MINOR LEAGUE TOTALS		.226	106	363	39	82	13	2	9	47	31	108	3	1	.288	.347	4	0	2	9

MICHAEL HORRELL - RIGHT-HANDED PITCHER

Height: 6-3 **Weight:** 190 **Bats:** R **Throws:** R
Born: Dec. 18, 1996 - Winston Salem, NC **Hometown:** Winston Salem, NC
School: Campbell University **Recommended/Signed By:** Gavin Dickey
How Obtained: Selected by the Astros in the 30th round of the June 2019 draft.

Year	Team	W	L	ERA	G	GS	CG	SHO	SV	IP	H	R	ER	HR	HB	BB	SO	WP	BK	AVG
2019	Tri-City (A)	2	0	7.02	14	0	0	0	1	16.2	24	16	13	2	1	8	20	7	0	.333
MINOR LEAGUE TOTALS		2	0	7.02	14	0	0	0	1	16.2	24	16	13	2	1	8	20	7	0	.333

TABLE OF
CONTENTS

PLAYERS

PLAYER
DEVELOPMENT

2019 REVIEW

OPPONENTS

HISTORY
AND RECORDS

SPRING TRAINING

MEDIA
INFORMATION

MINUTE MAID
PARK



CARLOS HURTADO - CATCHER

Height: 6-0 **Weight:** 193 **Bats:** R **Throws:** R
Born: May 18, 2001 - Cojedes, VZ **Hometown:** Cojedes, VZ

Recommended/Signed By: Oz Ocampo/David Brito

How Obtained: Signed by the Astros as a non-drafted free agent on July 2, 2017.

Year	Team	AVG	G	AB	R	H	2B	3B	HR	RBI	BB	SO	SB	CS	OBP	SLG	SF	SH	HB	E
2019	DSL Astros (R)	.262	54	172	22	45	7	3	1	19	15	28	7	0	.328	.355	2	1	3	6
MINOR LEAGUE TOTALS		.236	93	292	31	69	19	3	2	33	24	46	12	3	.298	.342	5	1	4	7

TYLER IVEY - RIGHT-HANDED PITCHER

Height: 6-4 **Weight:** 199 **Bats:** R **Throws:** R
Born: May 12, 1996 - Rowlett, TX **Hometown:** Rowlett, TX
School: Grayson JC **Recommended/Signed By:** Jim Stevenson

How Obtained: Selected by the Astros in the third round of the June 2017 draft.

Year	Team	W	L	ERA	G	GS	CG	SHO	SV	IP	H	R	ER	HR	HB	BB	SO	WP	BK	AVG
2019	Corpus Christi (AA)	4	0	1.57	11	8	0	0	0	46.0	28	9	8	5	1	16	61	2	0	.170
	GCL Astros (R)	0	0	0.00	2	2	0	0	0	3.0	0	0	0	0	0	3	5	2	0	.000
	Fayetteville (A)	0	0	0.00	1	1	0	0	0	3.0	0	0	0	0	0	1	2	0	0	.000
MINOR LEAGUE TOTALS		8	9	3.07	50	37	1	0	3	202.1	156	81	69	12	5	63	247	13	0	.207

ERNESTO JAQUEZ - RIGHT-HANDED PITCHER

Height: 6-2 **Weight:** 212 **Bats:** R **Throws:** R
Born: June 11, 1999 - Santo Domingo, DR **Hometown:** Santo Domingo, DR

Recommended/Signed By: Oz Ocampo/Roman Ocumarez/Tom Shafer/Alfredo Ulloa

How Obtained: Signed by the Astros as a non-drafted free agent on July 2, 2017.

Career Highlights: 2018: DSL Astros Midseason All-Star.

Year	Team	W	L	ERA	G	GS	CG	SHO	SV	IP	H	R	ER	HR	HB	BB	SO	WP	BK	AVG
2017	DSL Astros Orange (R)	0	1	1.35	5	2	0	0	0	13.1	10	7	2	1	0	8	16	5	1	.196
2018	DSL Astros (R)	4	0	0.25	9	4	0	0	0	36.0	10	2	1	0	1	9	49	3	0	.086
	GCL Astros (R)	0	0	1.06	5	1	0	0	0	17.0	9	3	2	1	1	5	21	2	0	.150
	Tri-City (A)	1	1	19.64	2	1	0	0	0	3.2	6	9	8	2	1	3	4	2	0	.333
2019		Did not play																		
MINOR LEAGUE TOTALS		5	2	1.67	21	8	0	0	0	70.0	35	21	13	4	3	25	90	12	1	.143

ALFREDI JIMENEZ - RIGHT-HANDED PITCHER

Height: 6-1 **Weight:** 176 **Bats:** R **Throws:** R
Born: Oct. 19, 1999 - Bani, DR **Hometown:** Bani, DR

Recommended/Signed By: Oz Ocampo/Roman Ocumarez/Tom Shafer/Jose Lima

How Obtained: Signed by the Astros as a non-drafted free agent on July 2, 2017.

Year	Team	W	L	ERA	G	GS	CG	SHO	SV	IP	H	R	ER	HR	HB	BB	SO	WP	BK	AVG
2019	GCL Astros (R)	0	0	3.78	7	4	0	0	0	16.2	12	7	7	5	1	3	27	1	2	.200
MINOR LEAGUE TOTALS		1	3	2.13	21	9	1	0	2	72.0	47	20	17	7	3	16	90	3	2	.184

DEXTER JORDAN - INFIELDER

Height: 6-0 **Weight:** 202 **Bats:** R **Throws:** R
Born: Oct. 30, 1999 - Hattiesburg, MS **Hometown:** Hattiesburg, MS
School: Pearl River CC **Recommended/Signed By:** Travis Coleman

How Obtained: Selected by the Astros in the 16th round of the June 2019 draft.

Year	Team	AVG	G	AB	R	H	2B	3B	HR	RBI	BB	SO	SB	CS	OBP	SLG	SF	SH	HB	E
2019	GCL Astros (R)	.121	22	66	10	8	2	0	1	4	12	24	1	0	.275	.197	0	0	2	1
MINOR LEAGUE TOTALS		.121	22	66	10	8	2	0	1	4	12	24	1	0	.275	.197	0	0	2	1

JAIRO JOSE - OUTFIELDER

Height: 6-0 **Weight:** 163 **Bats:** R **Throws:** R
Born: May 13, 2002 - Santo Domingo, DR **Hometown:** Santo Domingo, DR

Recommended/Signed By: Roman Ocumarez/Alfredo Ulloa/Leocadio Guevara

How Obtained: Signed by the Astros as a non-drafted free agent on July 2, 2018.

Year	Team	AVG	G	AB	R	H	2B	3B	HR	RBI	BB	SO	SB	CS	OBP	SLG	SF	SH	HB	E
2019	DSL Astros (R)	.108	21	37	7	4	0	0	0	1	10	23	3	0	.313	.108	0	0	1	2
MINOR LEAGUE TOTALS		.108	21	37	7	4	0	0	0	1	10	23	3	0	.313	.108	0	0	1	2

COREY JULKES - OUTFIELDER

Height: 5-10 **Weight:** 212 **Bats:** R **Throws:** R
Born: Feb. 27, 1996 - Friendswood, TX **Hometown:** Houston, TX
School: University of Houston **Recommended/Signed By:** Noel Gonzales-Luna

How Obtained: Selected by the Astros in the eighth round of the June 2017 draft.

Career Highlights: 2019: Carolina League Midseason All-Star.

Year	Team	AVG	G	AB	R	H	2B	3B	HR	RBI	BB	SO	SB	CS	OBP	SLG	SF	SH	HB	E
2019	Fayetteville (AA)	.266	97	350	48	93	25	3	4	37	52	76	10	5	.369	.389	3	0	7	7
	Corpus Christi (AA)	.162	10	37	3	6	0	0	0	4	16	0	0	0	.244	.162	0	0	0	1
MINOR LEAGUE TOTALS		.254	264	948	137	241	58	7	15	110	129	219	49	18	.349	.378	6	0	13	16



GRAE KESSINGER - INFIELDER

Height: 6-2 **Weight:** 199 **Bats:** R **Throws:** R
Born: Aug. 25, 1997 - Oxford, MS **Hometown:** Oxford, MS
School: University of Mississippi **Recommended/Signed By:** Travis Coleman
How Obtained: Selected by the Astros in the second round of the June 2019 draft.

Year	Team	AVG	G	AB	R	H	2B	3B	HR	RBI	BB	SO	SB	CS	OBP	SLG	SF	SH	HB	E
2019	Tri-City (A)	.268	12	41	5	11	4	0	0	3	3	4	1	1	.333	.366	0	0	1	1
	Quad Cities (A)	.224	50	170	25	38	6	0	2	17	26	32	8	2	.333	.294	2	0	3	3
MINOR LEAGUE TOTALS		.232	62	211	30	49	10	0	2	20	29	36	9	3	.333	.308	2	0	4	4

TYLER KRABBE - CATCHER

Height: 6-2 **Weight:** 229 **Bats:** R **Throws:** R
Born: Jan. 13, 1997 - Montevallo, AL **Hometown:** Montevallo, AL
School: University of Montevallo **Recommended/Signed By:** Travis Coleman
How Obtained: Selected by the Astros in the 19th round of the June 2019 draft.

Year	Team	AVG	G	AB	R	H	2B	3B	HR	RBI	BB	SO	SB	CS	OBP	SLG	SF	SH	HB	E
2019	GCL Astros (R)	.267	24	90	12	24	6	0	1	8	7	23	0	0	.327	.367	0	0	1	2
MINOR LEAGUE TOTALS		.267	24	90	12	24	6	0	1	8	7	23	0	0	.327	.367	0	0	1	2

CARSON LARUE - RIGHT-HANDED PITCHER

Height: 6-1 **Weight:** 171 **Bats:** R **Throws:** R
Born: March 6, 1996 - Dewey, OK **Hometown:** Dewey, OK
School: Cowley County Community College **Recommended/Signed By:** Jim Stevenson
How Obtained: Selected by the Astros in the 14th round of the June 2016 draft.
Career Highlights: 2017: Midwest League Midseason All-Star.

Year	Team	W	L	ERA	G	GS	CG	SHO	SV	IP	H	R	ER	HR	HB	BB	SO	WP	BK	AVG
2019	Corpus Christi (AA)	2	4	5.96	16	13	1	0	0	71.0	77	51	47	8	1	24	64	4	0	.281
	Round Rock (AAA)	2	4	5.40	7	7	1	0	0	36.2	39	27	22	9	3	15	22	2	1	.281
MINOR LEAGUE TOTALS		24	22	4.26	76	56	2	0	1	352.2	338	183	167	39	8	109	298	20	2	.252

A.J. LEE - INFIELDER

Height: 6-0 **Weight:** 173 **Bats:** R **Throws:** R
Born: May 26, 1997 - Annapolis, MD **Hometown:** Annapolis, MD
School: University of Maryland **Recommended/Signed By:** Bobby St. Pierre
How Obtained: Selected by the Astros in the 34th round of the June 2019 draft.

Year	Team	AVG	G	AB	R	H	2B	3B	HR	RBI	BB	SO	SB	CS	OBP	SLG	SF	SH	HB	E
2019	Tri-City (A)	.231	41	134	25	31	9	0	5	15	19	47	11	3	.348	.410	0	0	5	7
	Quad Cities (A)	.146	15	41	0	6	1	0	0	4	5	20	1	1	.255	.171	0	0	1	1
MINOR LEAGUE TOTALS		.211	56	175	25	37	10	0	5	19	24	67	12	4	.327	.354	0	0	6	8

KOREY LEE - CATCHER

Height: 6-2 **Weight:** 204 **Bats:** R **Throws:** R
Born: July 25, 1998 - Escondido, CA **Hometown:** Escondido, CA
School: University of California **Recommended/Signed By:** Tim Costic
How Obtained: Selected by the Astros in the first round of the June 2019 draft.

Year	Team	AVG	G	AB	R	H	2B	3B	HR	RBI	BB	SO	SB	CS	OBP	SLG	SF	SH	HB	E
2019	Tri-City (A)	.268	64	224	31	60	6	4	3	28	28	49	8	5	.359	.371	2	0	5	4
MINOR LEAGUE TOTALS		.268	64	224	31	60	6	4	3	28	28	49	8	5	.359	.371	2	0	5	4

RICARDO LEON - LEFT-HANDED PITCHER

Height: 6-4 **Weight:** 237 **Bats:** L **Throws:** L
Born: March 26, 2001 - Caracas, VZ **Hometown:** Caracas, VZ
Recommended/Signed By: Oz Ocampo/Jose Palacios/Tom Shafer
How Obtained: Signed by the Astros as a non-drafted free agent on July 2, 2017.

Year	Team	W	L	ERA	G	GS	CG	SHO	SV	IP	H	R	ER	HR	HB	BB	SO	WP	BK	AVG
2019	DSL Astros (R)	1	3	7.62	11	5	0	0	1	26.0	21	25	22	0	2	31	31	10	2	.223
MINOR LEAGUE TOTALS		3	4	6.81	19	6	0	0	1	37.0	28	37	28	0	3	60	42	15	3	.220

JESUS LIRANZO - OUTFIELDER

Height: 6-1 **Weight:** 220 **Bats:** R **Throws:** R
Born: Dec. 3, 2001 - Santo Domingo, DR **Hometown:** Santo Domingo, DR
Recommended/Signed By: Johan Maya
How Obtained: Signed by the Astros as a non-drafted free agent on July 2, 2018.

Year	Team	AVG	G	AB	R	H	2B	3B	HR	RBI	BB	SO	SB	CS	OBP	SLG	SF	SH	HB	E
2019	DSL Astros (R)	.203	30	79	15	16	0	1	4	9	14	30	5	3	.351	.380	0	0	4	4
MINOR LEAGUE TOTALS		.203	30	79	15	16	0	1	4	9	14	30	5	3	.351	.380	0	0	4	4

TABLE OF
CONTENTS

PLAYERS

PLAYER
DEVELOPMENT

2019 REVIEW

OPPONENTS

HISTORY
AND RECORDS

SPRING TRAINING

MEDIA
INFORMATION

MINUTE MAID
PARK

JAIRO LOPEZ - RIGHT-HANDED PITCHER

Height: 5-11 **Weight:** 172 **Bats:** R **Throws:** R
Born: Nov. 21, 2000 **Hometown:** Cumanacoa, VZ
Recommended/Signed By: Oz Ocampo/Roman Ocumarez/David Brito

How Obtained: Signed by the Astros as a non-drafted free agent on July 2, 2017.

Year	Team	W	L	ERA	G	GS	CG	SHO	SV	IP	H	R	ER	HR	HB	BB	SO	WP	BK	AVG
2019	GCL Astros (R)	2	1	1.09	6	2	0	0	0	24.2	15	9	3	1	1	7	25	2	0	.163
	Tri-City (A)	2	2	1.71	7	2	0	0	0	26.1	10	5	0	2	16	36	4	2		.116
MINOR LEAGUE TOTALS		5	6	2.29	27	10	0	0	0	94.1	62	38	24	2	7	38	102	14	2	.180

JUAN PABLO LOPEZ - LEFT-HANDED PITCHER

Height: 6-4 **Weight:** 222 **Bats:** L **Throws:** L
Born: Feb. 17, 1999 - Sinaloa, MEX **Hometown:** Sinaloa, MEX
Recommended/Signed By: Oz Ocampo/Tom Shafer/Raul Lopez

How Obtained: Signed by the Astros as a non-drafted free agent on July 2, 2016.

Year	Team	W	L	ERA	G	GS	CG	SHO	SV	IP	H	R	ER	HR	HB	BB	SO	WP	BK	AVG
2019	Tri-City (A)	2	4	3.64	13	5	0	0	1	54.1	44	25	22	5	3	18	57	7	0	.217
	Quad Cities (A)	1	0	2.25	1	0	0	0	0	4.0	3	1	1	0	0	2	3	1	0	.200
MINOR LEAGUE TOTALS		7	8	4.21	41	17	0	0	3	130.1	136	80	61	10	5	49	109	13	2	.261

DAURI LORENZO - INFIELDER

Height: 5-9 **Weight:** 168 **Bats:** S **Throws:** R
Born: Oct. 29, 2002 - Hato Mayor del Rey, DR **Hometown:** Hato Mayor del Rey, DR
Recommended/Signed By: Roman Ocumarez/Alfredo Ulloa/Leocadio Guevara

How Obtained: Signed by the Astros as a non-drafted free agent on July 2, 2019.

Year	Team	AVG	G	AB	R	H	2B	3B	HR	RBI	BB	SO	SB	CS	OBP	SLG	SF	SH	HB	E
2020 will be his first professional season																				

CARLOS MACHADO - OUTFIELDER

Height: 6-2 **Weight:** 201 **Bats:** R **Throws:** R
Born: June 5, 1998 - Maracaibo, VZ **Hometown:** Maracaibo, VZ
Recommended/Signed By: Oz Ocampo/Oscar Alvarado/Daniel Acuña

How Obtained: Signed by the Astros as a non-drafted free agent on Aug. 29, 2014.

Career Highlights: 2018: New York-Penn League Player of the Week, Aug. 20-26.

Year	Team	AVG	G	AB	R	H	2B	3B	HR	RBI	BB	SO	SB	CS	OBP	SLG	SF	SH	HB	E
2019	Quad Cities (A)	.206	46	160	15	33	4	1	1	15	2	28	12	3	.226	.263	0	0	2	2
MINOR LEAGUE TOTALS		.292	243	862	114	252	26	9	6	100	47	127	41	17	.338	.364	6	3	16	12

ROILAN MACHANDY - OUTFIELDER

Height: 6-0 **Weight:** 170 **Bats:** R **Throws:** R
Born: May 18, 2001 - Nueva Gerona, Cuba **Hometown:** Nueva Gerona, Cuba
Recommended/Signed By: Charlie Gonzalez

How Obtained: Signed by the Astros as a non-drafted free agent on July 9, 2019.

Year	Team	AVG	G	AB	R	H	2B	3B	HR	RBI	BB	SO	SB	CS	OBP	SLG	SF	SH	HB	E
2019	DSL Astros (R)	.127	25	63	12	8	0	0	0	5	14	24	16	2	.329	.127	0	3	5	0
MINOR LEAGUE TOTALS		.127	25	63	12	8	0	0	0	5	14	24	16	2	.329	.127	0	3	5	0

ANGEL MACUARE - RIGHT-HANDED PITCHER

Height: 6-2 **Weight:** 244 **Bats:** R **Throws:** R
Born: March 3, 2000 - Bolivar, VZ **Hometown:** Bolivar, VZ
Recommended/Signed By: Oz Ocampo/Roman Ocumarez/José Palacios

How Obtained: Signed by the Astros as a non-drafted free agent on July 2, 2016.

Year	Team	W	L	ERA	G	GS	CG	SHO	SV	IP	H	R	ER	HR	HB	BB	SO	WP	BK	AVG
2019	Tri-City (A)	1	2	5.87	10	6	0	0	1	30.2	27	21	20	1	2	22	34	4	1	.239
MINOR LEAGUE TOTALS		1	2	5.87	10	6	0	0	1	30.2	27	21	20	1	2	22	34	4	1	.239

SCOTT MANEA - CATCHER

Height: 5-11 **Weight:** 230 **Bats:** R **Throws:** R
Born: Dec. 21, 1995 - Shrewsbury, MA **Hometown:** Shrewsbury, MA
School: St. Petersburg College **Recommended/Signed By:** J.P. Ricciardi (NYM)

How Obtained: Acquired by the Astros from the Mets along with OF Ross Adolph and IF Luis Santana in exchange for IF J.D. Davis and IF Cody Bohanek on Jan. 6, 2019...originally signed by the Mets as an undrafted free agent on July 28, 2016.

Career Highlights: 2018: Carolina League Midseason All-Star...MiLB.com Organization All-Star.

Year	Team	AVG	G	AB	R	H	2B	3B	HR	RBI	BB	SO	SB	CS	OBP	SLG	SF	SH	HB	E
2019	Fayetteville (A)	.235	102	328	41	77	14	0	12	49	36	83	1	4	.347	.387	3	0	22	1
MINOR LEAGUE TOTALS		.235	102	328	41	77	14	0	12	49	36	83	1	4	.347	.387	3	0	22	13



JUNIOR MARTE - INFIELDER

Height: 6-2 **Weight:** 175 **Bats:** L **Throws:** R
Born: April 14, 2000 - Nagua, DR **Hometown:** Nagua, DR
Recommended/Signed By: Oz Ocampo/Roman Ocumarez

How Obtained: Signed by the Astros as a non-drafted free agent on July 2, 2017.

Year	Team	AVG	G	AB	R	H	2B	3B	HR	RBI	BB	SO	SB	CS	OBP	SLG	SF	SH	HB	E
2019	DSL Astros (R)	.145	31	83	9	12	1	1	0	7	19	21	4	0	.298	.181	2	0	0	9
MINOR LEAGUE TOTALS																				
		.161	73	211	21	34	7	1	0	13	36	58	12	5	.281	.204	2	1	0	17

EURYS MARTICH - RIGHT-HANDED PITCHER

Height: 6-3 **Weight:** 206 **Bats:** R **Throws:** R
Born: Aug. 20, 2002 - San Cristobal, DR **Hometown:** Santo Domingo, DR
Recommended/Signed By: Roman Ocumarez/Jose Lima

How Obtained: Signed by the Astros as a non-drafted free agent on July 2, 2019.

Year	Team	W	L	ERA	G	GS	CG	SHO	SV	IP	H	R	ER	HR	HB	BB	SO	WP	BK	AVG
2020 will be his first professional season																				

BRYAN MARTINEZ - LEFT-HANDED PITCHER

Height: 6-5 **Weight:** 202 **Bats:** L **Throws:** L
Born: May 25, 1997 - San Cristobal, DR **Hometown:** San Cristobal, DR
School: Connors State JC **Recommended/Signed By:** Jim Stevenson

How Obtained: Selected by the Astros in the 33rd round of the 2019 draft.

Year	Team	W	L	ERA	G	GS	CG	SHO	SV	IP	H	R	ER	HR	HB	BB	SO	WP	BK	AVG
2019	DSL Astros (R)	1	1	3.86	5	3	0	0	0	18.2	22	10	8	0	1	7	14	4	0	.293
MINOR LEAGUE TOTALS																				
		1	1	3.86	5	3	0	0	0	18.2	22	10	8	0	1	7	14	4	0	.293

YOHANDER MARTINEZ - OUTFIELDER

Height: 5-10 **Weight:** 177 **Bats:** R **Throws:** R
Born: Jan. 8, 2002 - Caracas, VZ **Hometown:** Caracas, VZ
Recommended/Signed By: Roman Ocumarez/Enrique Brito

How Obtained: Signed by the Astros as a non-drafted free agent on July 2, 2018.

Year	Team	AVG	G	AB	R	H	2B	3B	HR	RBI	BB	SO	SB	CS	OBP	SLG	SF	SH	HB	E
2019	DSL Astros (R)	.313	66	214	36	67	6	3	1	25	40	27	19	11	.439	.383	0	0	8	9
MINOR LEAGUE TOTALS																				
		.313	66	214	36	67	6	3	1	25	40	27	19	11	.439	.383	0	0	8	9

VICTOR MASCAI - OUTFIELDER

Height: 6-2 **Weight:** 213 **Bats:** L **Throws:** R
Born: Feb. 10, 2001 - Sao Paulo, BRA **Hometown:** Sao Paulo, BRA
Recommended/Signed By: Oz Ocampo/Thiago De Souza

How Obtained: Signed by the Astros as a non-drafted free agent on July 2, 2017.

Career Highlights: 2018: DSL Midseason All-Star.

Year	Team	AVG	G	AB	R	H	2B	3B	HR	RBI	BB	SO	SB	CS	OBP	SLG	SF	SH	HB	E
2019	GCL Astros (R)	.190	7	21	2	4	1	0	1	3	6	10	1	0	.370	.381	0	0	0	1
MINOR LEAGUE TOTALS																				
		.190	7	21	2	4	1	0	1	3	6	10	1	0	.370	.381	0	0	0	3

J.J. MATIJEVIC - INFIELDER

Height: 6-0 **Weight:** 200 **Bats:** L **Throws:** R
Born: Nov. 14, 1995 - Latrobe, PA **Hometown:** North Huntingdon, PA
School: University of Arizona **Recommended/Signed By:** Mark Ross

How Obtained: Selected by the Astros in the Competitive Balance Round B (75th overall) of the June 2017 draft.

Career Highlights: 2019: Arizona Fall League Rising Stars Game selection...2018: Carolina League Postseason All-Star...2017: New York-Penn League Midseason All-Star.

Year	Team	AVG	G	AB	R	H	2B	3B	HR	RBI	BB	SO	SB	CS	OBP	SLG	SF	SH	HB	E
2019	Corpus Christi (AA)	.246	73	281	41	69	21	1	9	35	27	97	8	0	.314	.423	2	0	2	4
	Fayetteville (A)	.333	5	18	3	6	1	0	2	2	2	4	0	0	.400	.722	0	0	0	0
MINOR LEAGUE TOTALS																				
		.256	238	906	146	232	62	5	40	130	92	283	32	17	.325	.468	9	0	5	12

CHAS MCCORMICK - OUTFIELDER

See non-roster bio

BRENDAN MCCURRY - RIGHT-HANDED PITCHER

See Non-Roster Bio

COLE MCDONALD - RIGHT-HANDED PITCHER

Height: 6-1 **Weight:** 218 **Bats:** L **Throws:** R
Born: March 11, 1997 - New Hampton, IA **Hometown:** New Hampton, IA
School: University of Iowa **Recommended/Signed By:** Jim Stevenson

How Obtained: Selected by the Astros in the 15th round of the June 2019 draft.

Year	Team	W	L	ERA	G	GS	CG	SHO	SV	IP	H	R	ER	HR	HB	BB	SO	WP	BK	AVG
2019	GCL Astros (R)	0	0	0.00	1	1	0	0	0	2.0	0	0	0	0	0	0	2	0	0	.000
	Tri-City (A)	1	0	2.59	9	3	0	0	0	24.1	17	9	7	3	1	15	27	2	0	.198
MINOR LEAGUE TOTALS																				
		1	0	2.59	10	4	0	0	0	26.1	17	9	7	3	1	15	29	2	0	.185

TABLE OF
CONTENTS

PLAYERS

PLAYER
DEVELOPMENT

2019 REVIEW

OPPONENTS

HISTORY
AND RECORDS

SPRING TRAINING

MEDIA
INFORMATION

MINUTE MAID
PARK

COLIN MCKEE - RIGHT-HANDED PITCHER

Height: 6-3 **Weight:** 221 **Bats:** R **Throws:** R
Born: June 21, 1994 - Butler, PA **Hometown:** Butler, PA
School: Mercyhurst College **Recommended/Signed By:** Zach Clark
How Obtained: Selected by the Astros in the 18th round of the June 2016 draft.
Career Highlights: 2019: Texas League Midseason All-Star.

Year	Team	W	L	ERA	G	GS	CG	SHO	SV	IP	H	R	ER	HR	HB	BB	SO	WP	BK	AVG
2019	Corpus Christi (AA)	2	2	1.71	34	0	0	0	7	58.0	25	15	11	5	4	35	76	8	0	.131
	Round Rock (AAA)	1	1	9.00	6	0	0	0	0	6.0	7	7	6	3	0	9	6	1	0	.292
MINOR LEAGUE TOTALS																				
		11	12	3.64	96	1	0	0	18	158.1	105	78	64	17	9	113	209	33	0	.185

ALEX MCKENNA - OUTFIELDER

Height: 6-2 **Weight:** 195 **Bats:** R **Throws:** R
Born: Sept. 6, 1997 **Hometown:** Mission Hills, CA
School: Cal Poly - San Luis Obispo **Recommended/Signed By:** Tim Costic
How Obtained: Selected by the Astros in the fourth round of the June 2018 draft.
Career Highlights: 2018: New York-Penn League Midseason All-Star...Baseball America Short-Season All-Star.

Year	Team	AVG	G	AB	R	H	2B	3B	HR	RBI	BB	SO	SB	CS	OBP	SLG	SF	SH	HB	E
2019	Quad Cities (A)	.252	65	238	22	60	7	1	1	20	20	77	7	9	.327	.303	1	0	7	1
MINOR LEAGUE TOTALS																				
		.252	65	238	22	60	7	1	1	20	20	77	7	9	.327	.303	1	0	7	2

FREDY MEDINA - RIGHT-HANDED PITCHER

Height: 5-10 **Weight:** 197 **Bats:** R **Throws:** R
Born: Sept. 26, 1997 - Bani, DR **Hometown:** Bani, DR
Recommended/Signed By: Oz Ocampo/Roman Ocumarez/David Brito
How Obtained: Signed by the Astros as a non-drafted free agent on March 18, 2015.

Year	Team	W	L	ERA	G	GS	CG	SHO	SV	IP	H	R	ER	HR	HB	BB	SO	WP	BK	AVG
2019	GCL Astros (R)	0	2	12.27	7	3	0	0	0	7.1	9	14	10	0	1	11	11	4	0	.290
MINOR LEAGUE TOTALS																				
		5	6	3.41	35	8	0	0	1	74.0	56	43	28	4	7	51	88	9	0	.211

CHRISTIAN MEJIAS - RIGHT-HANDED PITCHER

Height: 6-0 **Weight:** 200 **Bats:** R **Throws:** R
Born: May 19, 1999 - Valencia, VZ **Hometown:** Carabobo, VZ
Recommended/Signed By: Oz Ocampo/Roman Ocumarez/David Brito
How Obtained: Signed by the Astros as a non-drafted free agent on June 15, 2016.

Year	Team	W	L	ERA	G	GS	CG	SHO	SV	IP	H	R	ER	HR	HB	BB	SO	WP	BK	AVG
2019	GCL Astros (R)	0	0	3.38	2	0	0	0	1	2.2	1	1	1	0	0	1	2	2	0	.125
	Tri-City (A)	2	3	5.72	12	3	0	0	0	39.1	36	26	25	2	4	20	48	6	2	.238
MINOR LEAGUE TOTALS																				
		6	6	4.47	45	14	0	0	3	133.0	113	74	66	4	15	68	133	25	4	.230

JAIME MELENDEZ - RIGHT-HANDED PITCHER

Height: 5-8 **Weight:** 176 **Bats:** L **Throws:** R
Born: Sept. 26, 2001 - Puebla, Mexico **Hometown:** Puebla, Mexico
Recommended/Signed By: Miguel Pintor
How Obtained: Signed by the Astros as a non-drafted free agent on April 30, 2019.

Year	Team	W	L	ERA	G	GS	CG	SHO	SV	IP	H	R	ER	HR	HB	BB	SO	WP	BK	AVG
2019	DSL Astros (R)	1	3	2.86	11	5	0	0	0	28.1	20	9	9	0	2	16	39	1	0	.204
MINOR LEAGUE TOTALS																				
		1	3	2.86	11	5	0	0	0	28.1	20	9	9	0	2	16	39	1	0	.204

JOSE MENDOZA - INFIELDER

Height: 5-11 **Weight:** 196 **Bats:** R **Throws:** R
Born: June 19, 2001 - Carabobo, VZ **Hometown:** Carabobo, VZ
Recommended/Signed By: Oz Ocampo/David Brito
How Obtained: Signed by the Astros as a non-drafted free agent on Aug. 9, 2017.

Year	Team	AVG	G	AB	R	H	2B	3B	HR	RBI	BB	SO	SB	CS	OBP	SLG	SF	SH	HB	E
2019	GCL Astros (R)	.224	26	85	8	19	1	0	0	5	14	25	3	2	.340	.235	0	0	1	6
MINOR LEAGUE TOTALS																				
		.251	59	195	21	49	3	0	0	13	28	41	11	5	.345	.267	2	0	1	16

SEAN MENDOZA - INFIELDER

Height: 5-8 **Weight:** 170 **Bats:** S **Throws:** R
Born: June 2, 2000 - Miranda, VZ **Hometown:** Miranda, VZ
Recommended/Signed By: Oz Ocampo/Tom Shafer/Jose Palacios
How Obtained: Signed by the Astros as a non-drafted free agent on July 2, 2016.

Year	Team	AVG	G	AB	R	H	2B	3B	HR	RBI	BB	SO	SB	CS	OBP	SLG	SF	SH	HB	E
2019	GCL Astros (R)	.235	40	132	18	31	6	0	0	9	19	17	10	2	.344	.280	2	0	4	4
MINOR LEAGUE TOTALS																				
		.235	40	132	18	31	6	0	0	9	19	17	10	2	.344	.280	2	0	4	20



JAKE MEYERS - OUTFIELDER

Height: 6-0 **Weight:** 195 **Bats:** R **Throws:** L
Born: June 18, 1996 **Hometown:** Omaha, NE
School: University of Nebraska **Recommended/Signed By:** Mark Adair
How Obtained: Selected by the Astros in the 13th round of the June 2017 draft.
Career Highlights: 2019: Carolina League Midseason All-Star.

Year	Team	AVG	G	AB	R	H	2B	3B	HR	RBI	BB	SO	SB	CS	OBP	SLG	SF	SH	HB	E
2019	Fayetteville (A)	.258	87	341	55	88	28	3	8	41	33	84	9	4	.336	.428	2	0	8	4
	Corpus Christi (AA)	.213	24	89	9	19	0	1	1	6	11	20	3	3	.300	.270	0	0	0	1
MINOR LEAGUE TOTALS																				
		.256	274	986	144	252	63	7	20	103	107	217	39	23	.338	.395	10	2	21	12

CRISTOFER MEZQUITA - LEFT-HANDED PITCHER

Height: 6-0 **Weight:** 187 **Bats:** L **Throws:** L
Born: June 6, 2000 - Santiago, DR **Hometown:** Santiago, DR
Recommended/Signed By: Oz Ocampo/Roman Ocumarez/Alfredo Ulloa
How Obtained: Signed by the Astros as a non-drafted free agent on July 2, 2017.

Year	Team	W	L	ERA	G	GS	CG	SHO	SV	IP	H	R	ER	HR	HB	BB	SO	WP	BK	AVG
2019	DSL Astros (R)	0	1	5.13	18	0	0	0	5	26.1	22	19	15	0	1	25	38	10	0	.220
MINOR LEAGUE TOTALS																				
		2	2	4.42	30	0	0	0	6	38.2	32	28	19	0	1	34	47	14	3	.219

MARK MOCLAIR - RIGHT-HANDED PITCHER

Height: 6-2 **Weight:** 217 **Bats:** R **Throws:** R
Born: March 13, 1997 - Newport News, VA **Hometown:** Seffner, FL
School: University of Tampa **Recommended/Signed By:** Evan Brannon
How Obtained: Selected by the Astros in the 12th round of the June 2018 draft.

Year	Team	W	L	ERA	G	GS	CG	SHO	SV	IP	H	R	ER	HR	HB	BB	SO	WP	BK	AVG
2019	Quad Cities (A)	0	2	7.04	3	2	0	0	0	7.2	4	6	6	0	1	9	11	4	0	.160
MINOR LEAGUE TOTALS																				
		0	2	7.04	3	2	0	0	0	7.2	4	6	6	0	1	9	11	4	0	.160

JEREMY MOLERO - RIGHT-HANDED PITCHER

Height: 6-2 **Weight:** 193 **Bats:** R **Throws:** R
Born: Nov. 8, 1999 - Carabobo, VZ **Hometown:** Carabobo, VZ
Recommended/Signed By: Oz Ocampo/Roman Ocumarez
How Obtained: Signed by the Astros as a non-drafted free agent on Aug. 23, 2017.

Year	Team	W	L	ERA	G	GS	CG	SHO	SV	IP	H	R	ER	HR	HB	BB	SO	WP	BK	AVG
2019	DSL Astros (R)	4	0	2.19	14	8	0	0	0	49.1	24	14	12	1	4	37	80	11	0	.142
MINOR LEAGUE TOTALS																				
		4	0	2.19	14	8	0	0	0	49.1	24	14	12	1	4	37	80	11	0	.142

ANDRES MONZON - OUTFIELDER

Height: 5-11 **Weight:** 160 **Bats:** R **Throws:** R
Born: Dec. 5, 2001 - Punto Fijo, VZ **Hometown:** Punto Fijo, VZ
Recommended/Signed By: Jose Palacios/Enrique Brito
How Obtained: Signed by the Astros as a non-drafted free agent on July 4, 2018.

Year	Team	AVG	G	AB	R	H	2B	3B	HR	RBI	BB	SO	SB	CS	OBP	SLG	SF	SH	HB	E
2019	DSL Astros (R)	.191	65	194	33	37	4	4	0	24	19	43	19	5	.307	.253	3	1	15	5
MINOR LEAGUE TOTALS																				
		.191	65	194	33	37	4	4	0	24	19	43	19	5	.307	.253	3	1	15	5

CHRISTOPHER MORALES - OUTFIELDER

Height: 6-1 **Weight:** 170 **Bats:** R **Throws:** R
Born: Sept. 30, 2002 - San Pedro de Macoris, DR **Hometown:** San Pedro de Macoris, DR
Recommended/Signed By: Roman Ocumarez/Alfredo Ulloa
How Obtained: Signed by the Astros as a non-drafted free agent on July 2, 2019.

Year	Team	AVG	G	AB	R	H	2B	3B	HR	RBI	BB	SO	SB	CS	OBP	SLG	SF	SH	HB	E
2020 will be his first professional season																				

PARKER MUSHINSKI - LEFT-HANDED PITCHER

Height: 6-0 **Weight:** 225 **Bats:** L **Throws:** L
Born: Nov. 22, 1995 **Hometown:** Argyle, TX
School: Texas Tech University **Recommended/Signed By:** Jim Stevenson
How Obtained: Selected by the Astros in the seventh round of the 2017 draft.
Career Highlights: 2018: Midwest League Midseason All-Star.

Year	Team	W	L	ERA	G	GS	CG	SHO	SV	IP	H	R	ER	HR	HB	BB	SO	WP	BK	AVG
2019	Fayetteville (A)	0	1	3.76	11	9	0	0	1	52.2	47	27	22	4	1	16	63	6	0	.229
	GCL Astros (R)	0	0	7.71	3	2	0	0	0	4.2	8	4	4	0	1	2	7	0	0	.348
	Tri-City (A)	0	1	7.71	2	2	0	0	0	4.2	6	5	4	0	0	3	4	0	0	.316
MINOR LEAGUE TOTALS																				
		7	5	3.23	56	28	0	0	3	181.0	145	77	65	9	11	85	228	22	1	.214

TABLE OF
CONTENTS

PLAYERS

PLAYER
DEVELOPMENT

2019 REVIEW

OPPONENTS

HISTORY
AND RECORDS

SPRING TRAINING

MEDIA
INFORMATION

MINUTE MAID
PARK

JAMES NIX - OUTFIELDER

Height: 6-4 **Weight:** 213 **Bats:** R **Throws:** R
Born: May 8, 1998 - Memphis, TN **Hometown:** Memphis, TN
School: College of Central Florida **Recommended/Signed By:** Evan Brannon
How Obtained: Selected by the Astros in the 35th round of the June 2019 draft.

Year	Team	AVG	G	AB	R	H	2B	3B	HR	RBI	BB	SO	SB	CS	OBP	SLG	SF	SH	HB	E
2019	GCL Astros (R)	.261	8	23	3	6	0	0	1	1	3	13	0	0	.393	.391	0	0	2	0
	Quad Cities (A)	.000	3	10	1	0	0	0	0	0	2	3	0	0	.167	.000	0	0	0	1
	Tri-City (A)	.250	10	28	2	7	0	0	0	2	6	8	1	1	.400	.250	0	0	1	1
MINOR LEAGUE TOTALS		.213	21	61	6	13	0	0	1	3	11	24	1	1	.360	.262	0	0	3	2

JOSE NODAL - LEFT-HANDED PITCHER

Height: 6-3 **Weight:** 200 **Bats:** L **Throws:** L
Born: July 16, 2002 - Cienfuegos, Cuba **Hometown:** Cienfuegos, Cuba
How Obtained: Signed by the Astros as a non-drafted free agent on March 15, 2019.
Career Highlights: 2018: MiLB.com Organization All-Star.

Year	Team	W	L	ERA	G	GS	CG	SHO	SV	IP	H	R	ER	HR	HB	BB	SO	WP	BK	AVG
2019	DSL Astros (R)	1	3	3.26	13	6	0	0	0	38.2	32	22	14	2	9	31	42	8	0	.230
MINOR LEAGUE TOTALS		1	3	3.26	13	6	0	0	0	38.2	32	22	14	2	9	31	42	8	0	.230

FREUDIS NOVA - INFIELDER

Height: 6-1 **Weight:** 185 **Bats:** R **Throws:** R
Born: Jan. 12, 2000 - Azua, DR **Hometown:** Azua, DR
Recommended/Signed By: Oz Ocampo/Roman Ocumarez/Jose Lima
How Obtained: Signed by the Astros as a non-drafted free agent on July 2, 2016.
Career Highlights: 2018: MiLB.com Organization All-Star.

Year	Team	AVG	G	AB	R	H	2B	3B	HR	RBI	BB	SO	SB	CS	OBP	SLG	SF	SH	HB	E
2019	Quad Cities (A)	.259	75	282	35	73	20	1	3	29	15	68	10	7	.301	.369	0	0	2	14
MINOR LEAGUE TOTALS		.268	163	594	86	159	29	2	13	73	36	122	27	15	.320	.389	4	0	12	30

AYENDY ORTIZ - INFIELDER

Height: 6-1 **Weight:** 185 **Bats:** S **Throws:** R
Born: March 9, 2002 - San Pedro de Macoris, DR **Hometown:** San Pedro de Macoris, DR
Recommended/Signed By: Johan Maya
How Obtained: Signed by the Astros as a non-drafted free agent on July 2, 2018.

Year	Team	AVG	G	AB	R	H	2B	3B	HR	RBI	BB	SO	SB	CS	OBP	SLG	SF	SH	HB	E
2019	DSL Astros (R)	.173	39	98	6	17	4	0	1	10	10	46	4	1	.250	.245	0	0	0	6
MINOR LEAGUE TOTALS		.173	39	98	6	17	4	0	1	10	10	46	4	1	.250	.245	0	0	0	6

DANIEL PACHECO - RIGHT-HANDED PITCHER

Height: 5-10 **Weight:** 173 **Bats:** R **Throws:** R
Born: Dec. 4, 2001 - Puerto Ordaz, VZ **Hometown:** Puerto Ordaz, VZ
Recommended/Signed By: Jose Palacios/Enrique Brito
How Obtained: Signed by the Astros as a non-drafted free agent on July 2, 2018.

Year	Team	W	L	ERA	G	GS	CG	SHO	SV	IP	H	R	ER	HR	HB	BB	SO	WP	BK	AVG
2019	DSL Astros (R)	1	2	6.45	8	3	0	0	0	22.1	28	18	16	1	5	15	16	4	1	.322
MINOR LEAGUE TOTALS		1	2	6.45	8	3	0	0	0	22.1	28	18	16	1	5	15	16	4	1	.322

MIGUEL PADILLA - RIGHT-HANDED PITCHER

Height: 6-2 **Weight:** 180 **Bats:** R **Throws:** R
Born: April 13, 2002 - Carora, VZ **Hometown:** Carora, VZ
Recommended/Signed By: Jose Palacios/Enrique Brito
How Obtained: Signed by the Astros as a non-drafted free agent on Nov. 26, 2018.

Year	Team	W	L	ERA	G	GS	CG	SHO	SV	IP	H	R	ER	HR	HB	BB	SO	WP	BK	AVG
2019	DSL Astros (R)	4	1	2.08	19	0	0	0	1	26.0	20	10	6	2	1	16	26	5	0	.222
MINOR LEAGUE TOTALS		4	1	2.08	19	0	0	0	1	26.0	20	10	6	2	1	16	26	5	0	.222

MIGUEL PALMA - CATCHER

Height: 5-10 **Weight:** 184 **Bats:** R **Throws:** R
Born: Jan. 4, 2002 - Caracas, VZ **Hometown:** Caracas, VZ
Recommended/Signed By: Roman Ocumarez
How Obtained: Signed by the Astros as a non-drafted free agent on July 2, 2018.

Year	Team	AVG	G	AB	R	H	2B	3B	HR	RBI	BB	SO	SB	CS	OBP	SLG	SF	SH	HB	E
2019	DSL Astros (R)	.228	51	136	22	31	7	1	4	15	19	35	10	5	.373	.382	1	1	13	1
MINOR LEAGUE TOTALS		.228	51	136	22	31	7	1	4	15	19	35	10	5	.373	.382	1	1	13	1



ALEX PALMER - RIGHT-HANDED PITCHER

Height: 5-10 **Weight:** 162 **Bats:** S **Throws:** R
Born: May 15, 1998 - Arlington, TX **Hometown:** Arlington, TX
School: Stephen F. Austin University **Recommended/Signed By:** Cam Pendino
How Obtained: Selected by the Astros in the 20th round of the June 2019 draft.

Year	Team	W	L	ERA	G	GS	CG	SHO	SV	IP	H	R	ER	HR	HB	BB	SO	WP	BK	AVG
2019	GCL Astros (R)	2	0	2.45	9	2	0	0	1	22.0	16	8	6	0	1	6	27	1	0	.200
MINOR LEAGUE TOTALS																				
		2	0	2.45	9	2	0	0	1	22.0	16	8	6	0	1	6	27	1	0	.200

MICHAEL PAPIERSKI - CATCHER

Height: 6-3 **Weight:** 224 **Bats:** S **Throws:** R
Born: Feb. 26, 1996 - Palos Heights, IL **Hometown:** Lemont, IL
School: Louisiana State University **Recommended/Signed By:** Travis Coleman
How Obtained: Selected by the Astros in the ninth round of the June 2017 draft.

Year	Team	AVG	G	AB	R	H	2B	3B	HR	RBI	BB	SO	SB	CS	OBP	SLG	SF	SH	HB	E
2019	Fayetteville (A)	.233	108	374	58	87	11	1	7	38	61	101	2	7	.351	.324	2	1	8	1
MINOR LEAGUE TOTALS																				
		.233	108	374	58	87	11	1	7	38	61	101	2	7	.351	.324	2	1	8	8

JUAN PAULINO - CATCHER

Height: 5-11 **Weight:** 199 **Bats:** L **Throws:** R
Born: Dec. 10, 1997 **Hometown:**
School: Western Oklahoma State College **Recommended/Signed By:** Jim Stevenson
How Obtained: Selected by the Astros in the 27th round of the June 2018 draft.

Year	Team	AVG	G	AB	R	H	2B	3B	HR	RBI	BB	SO	SB	CS	OBP	SLG	SF	SH	HB	E
2019	Tri-City (A)	.245	51	163	16	40	10	1	2	16	17	48	12	6	.319	.356	1	0	1	6
MINOR LEAGUE TOTALS																				
		.245	51	163	16	40	10	1	2	16	17	48	12	6	.319	.356	1	0	1	6

PRESTON PAVLICA - OUTFIELDER

Height: 6-1 **Weight:** 211 **Bats:** R **Throws:** R
Born: Sept. 12, 1996 - Las Vegas, NV **Hometown:** Henderson, NV
School: Grand Canyon University **Recommended/Signed By:** Ryan Leake
How Obtained: Selected by the Astros in the 24th round of the June 2019 draft.

Year	Team	AVG	G	AB	R	H	2B	3B	HR	RBI	BB	SO	SB	CS	OBP	SLG	SF	SH	HB	E
2019	Tri-City (A)	.132	39	129	12	17	2	0	3	7	13	62	6	5	.215	.217	1	0	1	2
MINOR LEAGUE TOTALS																				
		.132	39	129	12	17	2	0	3	7	13	62	6	5	.215	.217	1	0	1	2

JOSUE PAYANO - INFIELDER

Height: 5-10 **Weight:** 150 **Bats:** R **Throws:** R
Born: June 22, 2003 - Bonao, DR **Hometown:** Bonao, DR
Recommended/Signed By: Roman Ocumarez/Alfredo Ulloa
How Obtained: Signed by the Astros as a non-drafted free agent on July 2, 2019.

Year	Team	AVG	G	AB	R	H	2B	3B	HR	RBI	BB	SO	SB	CS	OBP	SLG	SF	SH	HB	E
2020 will be his first professional season																				

JEREMY PEÑA - INFIELDER

See non-roster bio

JHERSON PEREIRA - RIGHT-HANDED PITCHER

Height: 6-2 **Weight:** 171 **Bats:** R **Throws:** R
Born: Jan. 27, 1997 - Carupano, VZ **Hometown:** Carupano, VZ
Recommended/Signed By: Roman Ocumarez
How Obtained: Signed by the Astros as a non-drafted free agent on Feb. 28, 2018.

Year	Team	W	L	ERA	G	GS	CG	SHO	SV	IP	H	R	ER	HR	HB	BB	SO	WP	BK	AVG
2019	DSL Astros (R)	2	0	1.60	9	4	0	0	2	33.2	20	7	6	1	1	5	35	3	0	.168
	GCL Astros (R)	2	0	2.00	6	0	0	0	1	9.0	3	5	2	0	2	8	10	2	0	.115
MINOR LEAGUE TOTALS																				
		4	3	2.78	28	7	0	0	4	74.1	67	41	23	2	6	27	70	12	0	.238

CHANDERSON PEREZ - INFIELDER

Height: 6-0 **Weight:** 195 **Bats:** R **Throws:** R
Born: Sept. 22, 2001 - San Cristobal, DR **Hometown:** San Cristobal, DR
Recommended/Signed By: Roman Ocumarez/Leocadio Guevara
How Obtained: Signed by the Astros as a non-drafted free agent on Oct. 16, 2019.

Year	Team	AVG	G	AB	R	H	2B	3B	HR	RBI	BB	SO	SB	CS	OBP	SLG	SF	SH	HB	E
2020 will be his first professional season																				

TABLE OF
CONTENTS

PLAYERS

PLAYER
DEVELOPMENT

2019 REVIEW

OPPONENTS

HISTORY
AND RECORDS

SPRING TRAINING

MEDIA
INFORMATION

MINUTE MAID
PARK

FRANK PEREZ - OUTFIELDER

Height: 6-2	Weight: 161	Bats: R	Throws: R																	
Born: Dec. 13, 2001 - Ciego de Avila, Cuba		Hometown: Ciego de Avila, Cuba																		
Recommended/Signed By: Charlie Gonzalez																				
How Obtained: Signed by the Astros as a non-drafted free agent on July 2, 2018.																				
Year	Team	AVG	G	AB	R	H	2B	3B	HR	RBI	BB	SO	SB	CS	OBP	SLG	SF	SH	HB	E
2019	DSL Astros (R)	.151	39	86	10	13	2	0	1	9	6	37	7	3	.265	.209	2	0	8	0
MINOR LEAGUE TOTALS		.151	39	86	10	13	2	0	1	9	6	37	7	3	.265	.209	2	0	8	0

JOE PEREZ - INFIELDER

Height: 6-3	Weight: 218	Bats: R	Throws: R																	
Born: Aug. 12, 1999		Hometown: SW Ranches, FL																		
School: Archbishop McCarthy HS (FL)		Recommended/Signed By: Charlie Gonzalez																		
How Obtained: Selected by the Astros in the second round of the June 2017 draft.																				
Career Highlights: 2019: New York-Penn League Player of the Week, Aug. 5-11, 2019.																				
Year	Team	AVG	G	AB	R	H	2B	3B	HR	RBI	BB	SO	SB	CS	OBP	SLG	SF	SH	HB	E
2019	Tri-City (A)	.188	50	181	23	34	7	2	7	27	11	54	3	1	.246	.365	0	0	3	7
MINOR LEAGUE TOTALS		.198	54	192	24	38	7	2	7	27	14	55	4	1	.263	.365	0	0	3	10

LUIS PEREZ - OUTFIELDER

Height: 5-10	Weight: 193	Bats: R	Throws: R																	
Born: Oct. 24, 2002 - Cotui, DR		Hometown: Cotui, DR																		
Recommended/Signed By: Roman Ocumarez/Leocadio Guevara																				
How Obtained: Signed by the Astros as a non-drafted free agent on July 2, 2019.																				
Year	Team	AVG	G	AB	R	H	2B	3B	HR	RBI	BB	SO	SB	CS	OBP	SLG	SF	SH	HB	E
2020 will be his first professional season																				

NATHAN PERRY - CATCHER

Height: 6-2	Weight: 216	Bats: L	Throws: R																	
Born: July 7, 1999		Hometown: Spencer, VA																		
School: Bassett HS (VA)		Recommended/Signed By: Tim Bittner																		
How Obtained: Selected by the Astros in the fifth round of the June 2017 draft.																				
Career Highlights: 2019: New York-Penn League Player of the Week, July 8-14, 2019.																				
Year	Team	AVG	G	AB	R	H	2B	3B	HR	RBI	BB	SO	SB	CS	OBP	SLG	SF	SH	HB	E
2019	Tri-City (A)	.244	67	234	29	57	11	2	12	35	36	62	1	0	.354	.462	0	0	4	4
MINOR LEAGUE TOTALS		.244	67	234	29	57	11	2	12	35	36	62	1	0	.354	.462	0	0	4	7

FRANKLIN PINTO - OUTFIELDER

Height: 6-1	Weight: 179	Bats: R	Throws: R																	
Born: April 26, 2001 - Carabobo, VZ		Hometown: Carabobo, VZ																		
Recommended/Signed By: Oz Ocampo/Enrique Brito																				
How Obtained: Signed by the Astros as a non-drafted free agent on July 2, 2017.																				
Year	Team	AVG	G	AB	R	H	2B	3B	HR	RBI	BB	SO	SB	CS	OBP	SLG	SF	SH	HB	E
2019	GCL Astros (R)	.277	36	112	21	31	5	2	2	21	10	15	4	0	.346	.411	2	1	3	2
MINOR LEAGUE TOTALS		.259	70	228	34	59	6	3	2	27	21	31	18	3	.335	.338	4	1	7	6

PEYTON PLUMLEE - RIGHT-HANDED PITCHER

Height: 6-3	Weight: 198	Bats: R	Throws: R																	
Born: Feb. 10, 1997 - Memphis, TN		Hometown: Memphis, TN																		
School: Mississippi State University		Recommended/Signed By: Travis Coleman																		
How Obtained: Selected by the Astros in the 31st round of the June 2019 draft.																				
Year	Team	W	L	ERA	G	GS	CG	SHO	SV	IP	H	R	ER	HR	HB	BB	SO	WP	BK	AVG
2019	Tri-City (A)	0	1	3.86	9	0	0	0	2	14.0	10	7	6	0	1	7	12	2	0	.204
MINOR LEAGUE TOTALS		0	1	3.86	9	0	0	0	2	14.0	10	7	6	0	1	7	12	2	0	.204

LORENZO QUINTANA - CATCHER

See non-roster bio

JOHANGEL RAMIREZ - RIGHT-HANDED PITCHER

Height: 6-2	Weight: 228	Bats: R	Throws: R																	
Born: Sept. 10, 2001 - Maturin, VZ		Hometown: Maturin, VZ																		
Recommended/Signed By: Enrique Brito																				
How Obtained: Signed by the Astros as a non-drafted free agent on July 2, 2018.																				
Year	Team	W	L	ERA	G	GS	CG	SHO	SV	IP	H	R	ER	HR	HB	BB	SO	WP	BK	AVG
2019	Tri-City (A)	0	0	27.00	1	0	0	0	0	1.1	4	6	4	0	2	2	1	2	0	.444
MINOR LEAGUE TOTALS		0	0	27.00	1	0	0	0	0	1.1	4	6	4	0	2	2	1	2	0	.444



JUAN RAMIREZ - OUTFIELDER

Height: 5-9 **Weight:** 179 **Bats:** L **Throws:** L
Born: April 9, 1999 - Santo Domingo, DR **Hometown:** Santo Domingo, DR
Recommended/Signed By: Ramon Perez/Carlos Santana (DET)
How Obtained: Acquired by the Astros from the Tigers as a PTBNL along with RHP Justin Verlander in exchange for OF Daz Cameron, RHP Franklin Perez and C Jake Rogers on Aug. 31, 2017...named on Oct. 13, 2017...originally signed the by the Tigers as a non-drafted free agent on July 2, 2015.

Year	Team	AVG	G	AB	R	H	2B	3B	HR	RBI	BB	SO	SB	CS	OBP	SLG	SF	SH	HB	E
2019	Tri-City (A)	.231	20	65	8	15	2	0	0	2	6	10	6	4	.296	.262	0	0	0	1
MINOR LEAGUE TOTALS		.280	161	583	95	163	28	10	0	57	77	66	27	21	.369	.362	3	4	7	4

MANNY RAMIREZ - RIGHT-HANDED PITCHER

Height: 5-11 **Weight:** 199 **Bats:** R **Throws:** R
Born: Nov. 21, 1999 - Santo Domingo, DR **Hometown:** Villa Mella, DR
Recommended/Signed By: Oz Ocampo/Roman Ocumarez/Leocadio Guevara
How Obtained: Signed by the Astros as a non-drafted free agent on July 2, 2017.

Year	Team	W	L	ERA	G	GS	CG	SHO	SV	IP	H	R	ER	HR	HB	BB	SO	WP	BK	AVG
2019	Tri-City (A)	0	3	4.38	13	7	0	0	0	37.0	28	23	18	0	3	40	50	7	1	.200
	Quad Cities (A)	0	0	27.00	2	0	0	0	0	1.0	1	4	3	0	1	6	3	0	0	.200
MINOR LEAGUE TOTALS		3	5	4.33	35	14	0	0	0	95.2	73	58	46	0	10	77	126	14	1	.210

TOMAS RAMIREZ - OUTFIELDER

Height: 6-1 **Weight:** 192 **Bats:** R **Throws:** R
Born: Nov. 21, 2001 - Santo Domingo, DR **Hometown:** Santo Domingo, DR
Recommended/Signed By: Jose Lima
How Obtained: Signed by the Astros as a non-drafted free agent on July 2, 2018.

Year	Team	AVG	G	AB	R	H	2B	3B	HR	RBI	BB	SO	SB	CS	OBP	SLG	SF	SH	HB	E
2019	DSL Astros (R)	.183	25	60	6	11	2	0	2	6	9	25	2	2	.290	.317	0	0	0	4
MINOR LEAGUE TOTALS		.183	25	60	6	11	2	0	2	6	9	25	2	2	.290	.317	0	0	0	4

YEURIS RAMIREZ - INFIELDER

Height: 6-0 **Weight:** 197 **Bats:** R **Throws:** R
Born: Nov. 28, 1998 - Santo Domingo Este, DR **Hometown:** Santo Domingo, DR
Recommended/Signed By: Oz Ocampo/Charlie Gonzalez/Roman Ocumarez/Leocadio Guevara
How Obtained: Signed by the Astros as a non-drafted free agent on July 2, 2015.

Year	Team	AVG	G	AB	R	H	2B	3B	HR	RBI	BB	SO	SB	CS	OBP	SLG	SF	SH	HB	E
2019	Tri-City (A)	.233	16	43	7	10	1	1	1	3	4	15	4	3	.298	.372	0	0	0	3
	GCL Astros (R)	.184	14	38	9	7	2	0	2	5	8	15	4	1	.392	.395	0	0	5	2
MINOR LEAGUE TOTALS		.196	166	505	74	99	2	7	9	60	78	164	27	13	.340	.321	3	2	34	35

EP REESE - OUTFIELDER

Height: 5-10 **Weight:** 180 **Bats:** L **Throws:** R
Born: March 4, 1998 - Lexington, NC **Hometown:** Lexington, NC
School: Winston-Salem State University **Recommended/Signed By:** Gavin Dickey
How Obtained: Selected by the Astros in the 25th round of the June 2019 draft.

Year	Team	AVG	G	AB	R	H	2B	3B	HR	RBI	BB	SO	SB	CS	OBP	SLG	SF	SH	HB	E
2019	Tri-City (A)	.194	32	93	5	18	1	0	0	9	7	16	6	3	.262	.204	1	0	2	0
MINOR LEAGUE TOTALS		.194	32	93	5	18	1	0	0	9	7	16	6	3	.262	.204	1	0	2	0

FABRICIO REINA - RIGHT-HANDED PITCHER

Height: 6-3 **Weight:** 192 **Bats:** R **Throws:** R
Born: Feb. 26, 2000 - Aragua, VZ **Hometown:** Aragua, VZ
Recommended/Signed By: Oz Ocampo/David Brito/Carlos Barrios
How Obtained: Signed by the Astros as a non-drafted free agent on June 24, 2017.

Year	Team	W	L	ERA	G	GS	CG	SHO	SV	IP	H	R	ER	HR	HB	BB	SO	WP	BK	AVG
2019	DSL Astros (R)	1	3	3.80	14	8	0	0	0	47.1	38	27	20	0	7	25	45	14	0	.221
MINOR LEAGUE TOTALS		1	3	3.80	14	8	0	0	0	47.1	38	27	20	0	7	25	45	14	0	.221

JAMIE RITCHIE - CATCHER

See Non-Roster Bio

RAINIER RIVAS - OUTFIELDER

Height: 6-3 **Weight:** 251 **Bats:** L **Throws:** L
Born: June 29, 2001 - Maracaibo, VZ **Hometown:** Maracaibo, VZ
Recommended/Signed By: Andres Garcia/Marlon Urdaneta (LAA)
How Obtained: Acquired by the Astros along with OF Raider Uceta from the Angels in exchange for C Max Stassi on July 31, 2019...originally signed by the Angels as a non-drafted free agent on July 6, 2017.

Year	Team	AVG	G	AB	R	H	2B	3B	HR	RBI	BB	SO	SB	CS	OBP	SLG	SF	SH	HB	E
2019	DSL Angels (R)	.400	20	70	15	28	3	2	1	20	14	11	3	2	.429	.471	1	0	2	2
	GCL Angels (R)	.260	14	50	9	13	2	2	1	7	4	15	0	0	.309	.440	1	0	0	2
	GCL Astros (R)	.351	10	37	1	13	1	0	0	6	4	10	0	0	.415	.378	0	0	0	0
MINOR LEAGUE TOTALS		.305	71	256	40	78	8	5	3	40	36	67	9	3	.393	.410	1	0	2	7

TABLE OF
CONTENTS

PLAYERS

PLAYER
DEVELOPMENT

2019 REVIEW

OPPONENTS

HISTORY
AND RECORDS

SPRING TRAINING

MEDIA
INFORMATION

MINUTE MAID
PARK

JOSE RIVERA - RIGHT-HANDED PITCHER

Height: 6-3 **Weight:** 175 **Bats:** R **Throws:** R
Born: Feb. 14, 1997 - San Cristobal, DR **Hometown:** San Cristobal, DR
Recommended/Signed By: Oz Ocampo/Roman Ocamarez/Leocadio Guevara
How Obtained: Signed by the Astros as a non-drafted free agent on Oct. 19, 2016.

Year	Team	W	L	ERA	G	GS	CG	SHO	SV	IP	H	R	ER	HR	HB	BB	SO	WP	BK	AVG
2019	Quad Cities (A)	5	5	3.81	18	11	0	0	1	75.2	61	38	32	2	3	36	95	16	0	.222
MINOR LEAGUE TOTALS																				
		9	12	3.63	44	21	0	0	1	161.1	120	77	65	11	8	74	185	25	2	.205

JULIO ROBAINA - LEFT-HANDED PITCHER

Height: 5-11 **Weight:** 190 **Bats:** L **Throws:** L
Born: March 23, 2001 - La Habana, Cuba **Hometown:** La Habana, Cuba
Recommended/Signed By: Charlie Gonzalez
How Obtained: Signed by the Astros as a non-drafted free agent on Sept. 22, 2017.

Year	Team	W	L	ERA	G	GS	CG	SHO	SV	IP	H	R	ER	HR	HB	BB	SO	WP	BK	AVG
2019	Quad Cities (A)	0	1	0.00	2	0	0	0	1	5.2	2	2	0	0	0	8	6	1	0	.111
	Tri-City (A)	0	1	5.14	3	0	0	0	1	7.0	8	5	4	0	0	5	10	1	0	.286
	GCL Astros (R)	3	1	2.48	10	1	0	0	0	29.0	21	9	8	0	2	12	41	2	1	.198
MINOR LEAGUE TOTALS																				
		3	7	4.19	26	5	0	0	4	66.2	53	36	31	1	5	42	84	5	1	.212

CHUCKIE ROBINSON - CATCHER

See non-roster bio

ELIAN RODRIGUEZ - RIGHT-HANDED PITCHER

Height: 6-4 **Weight:** 220 **Bats:** R **Throws:** R
Born: March 10, 1997 - Camaguey, Cuba **Hometown:** Santo Domingo, DR
Recommended/Signed By: Charlie Gonzalez
How Obtained: Signed by the Astros as a non-drafted free agent on June 13, 2017.

Year	Team	W	L	ERA	G	GS	CG	SHO	SV	IP	H	R	ER	HR	HB	BB	SO	WP	BK	AVG
2019	GCL Astros (R)	0	2	11.32	10	2	0	0	0	20.2	30	31	26	4	7	24	25	10	0	.341
MINOR LEAGUE TOTALS																				
		1	9	7.83	29	15	0	0	0	69.0	72	71	60	6	23	80	63	34	1	.289

LEOVANNY RODRIGUEZ - RIGHT-HANDED PITCHER

Height: 6-0 **Weight:** 196 **Bats:** R **Throws:** R
Born: June 13, 1996 - Santiago, DR **Hometown:** Santiago, DR
Recommended/Signed By: Oz Ocampo/Roman Ocamarez
How Obtained: Signed by the Astros as a non-drafted free agent on June 10, 2015.

Year	Team	W	L	ERA	G	GS	CG	SHO	SV	IP	H	R	ER	HR	HB	BB	SO	WP	BK	AVG
2019	Fayetteville (A)	7	2	4.52	34	0	0	0	0	63.2	74	38	32	6	5	31	72	6	2	.300
	Corpus Christi (AA)	0	0	0.00	1	0	0	0	0	2.1	2	0	0	0	0	0	3	0	0	.222
MINOR LEAGUE TOTALS																				
		19	18	3.98	93	45	0	0	1	305.1	321	159	135	21	15	91	309	18	2	.270

NERIO RODRIGUEZ - CATCHER

Height: 6-2 **Weight:** 242 **Bats:** R **Throws:** R
Born: Sept. 21, 1999 - New York, NY **Hometown:** Santo Domingo, DR
Recommended/Signed By: Oz Ocampo/Charlie Gonzalez/Roman Ocamarez
How Obtained: Signed by the Astros as a non-drafted free agent on July 2, 2016.

Year	Team	AVG	G	AB	R	H	2B	3B	HR	RBI	BB	SO	SB	CS	OBP	SLG	SF	SH	HB	E
2019	GCL Astros (R)	.263	31	95	17	25	8	0	3	13	19	29	0	0	.391	.442	0	0	1	1
MINOR LEAGUE TOTALS																				
		.215	115	354	57	76	26	0	7	44	57	122	1	0	.323	.347	5	0	2	5

RAMIRO RODRIGUEZ - OUTFIELDER

Height: 5-10 **Weight:** 155 **Bats:** L **Throws:** L
Born: Feb. 2, 1998 - Las Tablas, PAN **Hometown:** Las Tablas, PAN
Recommended/Signed By: Oz Ocampo/Carlos Gonzalez
How Obtained: Signed by the Astros as a non-drafted free agent on Oct. 14, 2015.

Year	Team	AVG	G	AB	R	H	2B	3B	HR	RBI	BB	SO	SB	CS	OBP	SLG	SF	SH	HB	E
2019	Quad Cities (A)	.217	50	161	24	35	7	3	2	18	35	37	15	10	.357	.335	7	0	4	4
	Fayetteville (A)	.250	6	16	4	4	1	0	1	2	3	4	1	0	.368	.500	0	0	0	0
	Corpus Christi (AA)	.256	12	39	3	10	2	0	0	2	4	14	3	0	.326	.308	0	0	0	1
MINOR LEAGUE TOTALS																				
		.251	239	761	128	191	36	14	13	84	131	151	39	27	.375	.386	11	6	27	11

CESAR ROSADO - RIGHT-HANDED PITCHER

Height: 6-1 **Weight:** 213 **Bats:** R **Throws:** R
Born: June 22, 1996 - Santo Domingo Centro, DR **Hometown:** Santo Domingo Este, DR
Recommended/Signed By: Oz Ocampo/Roman Ocamarez
How Obtained: Signed by the Astros as a non-drafted free agent on Dec. 3, 2014.
Career Highlights: 2018: Midwest League Pitcher of the Week, July 16-22.

Year	Team	W	L	ERA	G	GS	CG	SHO	SV	IP	H	R	ER	HR	HB	BB	SO	WP	BK	AVG
2019	Fayetteville (A)	3	7	4.40	32	0	0	0	5	47.0	25	26	23	2	4	35	61	3	0	.157
MINOR LEAGUE TOTALS																				
		19	20	3.66	97	36	0	0	8	280.0	217	133	114	10	28	160	292	23	4	.216



MATT RUPPENTHAL - RIGHT-HANDED PITCHER

Height: 6-4 **Weight:** 223 **Bats:** R **Throws:** R
Born: Oct. 21, 1995 - Pontiac, MI **Hometown:** Bloomfield Hills, MI
School: Vanderbilt University **Recommended/Signed By:** Nick Venuto
How Obtained: Selected by the Astros in the 17th round of the June 2017 draft.
Career Highlights: 2019: Midwest League Midseason All-Star.

Year	Team	W	L	ERA	G	GS	CG	SHO	SV	IP	H	R	ER	HR	HB	BB	SO	WP	BK	AVG
2019	Quad Cities (A)	.262	71	248	28	65	16	1	3	39	17	41	5	3	.323	.371	6	0	8	.220
MINOR LEAGUE TOTALS		7	8	4.18	40	24	0	0	2	131.1	116	66	61	8	4	64	150	16	0	.235

CESAR SALAZAR - CATCHER

Height: 5-9 **Weight:** 194 **Bats:** L **Throws:** R
Born: March 15, 1996 - Hermosillo, Sonora, MEX **Hometown:** Tucson, AZ
School: University of Arizona **Recommended/Signed By:** Aaron Tassano
How Obtained: Selected by the Astros in the seventh round of the June 2018 draft.
Career Highlights: 2019: Midwest League Midseason All-Star.

Year	Team	AVG	G	AB	R	H	2B	3B	HR	RBI	BB	SO	SB	CS	OBP	SLG	SF	SH	HB	E
2019	Quad Cities (A)	.262	71	248	28	65	16	1	3	39	17	41	5	3	.323	.371	6	0	8	4
MINOR LEAGUE TOTALS		.241	107	365	38	88	22	1	6	56	25	69	6	4	.310	.356	6	0	14	6

ABDIEL SALDANA - RIGHT-HANDED PITCHER

Height: 5-11 **Weight:** 257 **Bats:** R **Throws:** R
Born: March 13, 1996 - David, PAN **Hometown:** David, PAN
Recommended/Signed By: Oz Ocampo/Carlos Gonzalez
How Obtained: Signed by the Astros as a non-drafted free agent on Oct. 21, 2013.
Career Highlights: 2016: Tri-City Pitcher of the Month, August.

Year	Team	W	L	ERA	G	GS	CG	SHO	SV	IP	H	R	ER	HR	HB	BB	SO	WP	BK	AVG
2019	GCL Astros (R)	0	0	1.80	2	1	0	0	0	5.0	3	1	1	0	1	3	3	0	0	.167
	Tri-City (A)	0	1	27.00	1	1	0	0	0	2.0	8	6	6	0	0	0	2	0	0	.571
	Quad Cities (A)	2	1	0.47	4	3	0	0	0	19.1	16	2	1	0	0	5	20	2	0	.232
	Fayetteville (A)	0	0	40.50	1	1	0	0	0	0.2	3	3	3	0	0	3	0	0	0	.600
MINOR LEAGUE TOTALS		22	13	3.47	110	40	0	0	6	348.0	333	148	134	11	11	118	333	27	2	.253

CARLOS SANABRIA - RIGHT-HANDED PITCHER

Height: 6-0 **Weight:** 196 **Bats:** R **Throws:** R
Born: Jan. 24, 1997 - La Victoria, VZ **Hometown:** Maracay, VZ
Recommended/Signed By: Oz Ocampo/Oscar Alvarado
How Obtained: Signed by the Astros as a non-drafted free agent on March 7, 2014.
Career Highlights: 2019: Texas League Midseason All-Star...2018: Midwest League Midseason All-Star.

Year	Team	W	L	ERA	G	GS	CG	SHO	SV	IP	H	R	ER	HR	HB	BB	SO	WP	BK	AVG
2019	Fayetteville (A)	2	0	1.54	6	0	0	0	1	11.2	6	2	2	1	3	4	15	3	0	.140
	Corpus Christi (AA)	4	3	3.11	37	0	0	0	6	55.0	36	26	19	4	1	36	71	9	0	.185
MINOR LEAGUE TOTALS		19	18	3.81	143	30	0	0	19	354.0	312	187	150	24	12	163	350	42	8	.236

EDGARDO SANDOVAL - RIGHT-HANDED PITCHER

Height: 6-0 **Weight:** 230 **Bats:** R **Throws:** R
Born: July 9, 1996 - Chitre, PAN **Hometown:** Chitre, PAN
Recommended/Signed By: Oz Ocampo/Carlos Gonzalez
How Obtained: Signed by the Astros as a non-drafted free agent on May 15, 2014.
Career Highlights: 2014: DSL Astros Pitcher of the Month, August.

Year	Team	W	L	ERA	G	GS	CG	SHO	SV	IP	H	R	ER	HR	HB	BB	SO	WP	BK	AVG
2019	Fayetteville (A)	0	0	2.45	1	1	0	0	0	3.2	4	2	1	0	1	1	5	0	0	.250
	Tri-City (A)	2	3	8.80	9	2	0	0	0	30.2	43	35	30	2	6	15	28	8	0	.328
MINOR LEAGUE TOTALS		10	14	4.08	71	34	0	0	2	240.1	237	129	109	13	18	78	232	19	3	.253

LUIS SANTANA - INFIELDER

Height: 5-9 **Weight:** 196 **Bats:** R **Throws:** R
Born: Jan. 22, 1998 - Bani, DR **Hometown:** Bani, DR
Recommended/Signed By: Daurys Nin (NYM)
How Obtained: Acquired by the Astros from the Mets along with OF Ross Adolph and C Scott Manea in exchange for IF J.D. Davis and IF Cody Bohanek on Jan. 6, 2019...originally signed by the Mets as a non-drafted free agent on July 2, 2016.
Career Highlights: 2018: Appalachian League Postseason All-Star.

Year	Team	AVG	G	AB	R	H	2B	3B	HR	RBI	BB	SO	SB	CS	OBP	SLG	SF	SH	HB	E
2019	Corpus Christi (AA)	.228	18	57	5	13	2	0	0	2	6	9	0	0	.333	.263	0	0	3	2
	Tri-City (A)	.267	52	165	19	44	8	0	2	15	14	24	4	2	.339	.352	2	0	5	5
MINOR LEAGUE TOTALS		.308	210	738	108	227	39	10	9	115	84	85	28	11	.400	.424	5	3	33	20

TABLE OF
CONTENTS

PLAYERS

PLAYER
DEVELOPMENT

2019 REVIEW

OPPONENTS

HISTORY
AND RECORDS

SPRING TRAINING

MEDIA
INFORMATION

MINUTE MAID
PARK

JUAN SANTANDER - CATCHER

Height: 6-2 **Weight:** 180 **Bats:** R **Throws:** R
Born: Dec. 9, 2002 - Barquisimeto, VZ **Hometown:** Barquisimeto, VZ
Recommended/Signed By: Roman Ocumarez/Jose Palacios/Enrique Brito
How Obtained: Signed by the Astros as a non-drafted free agent on July 2, 2019.

Year	Team	AVG	G	AB	R	H	2B	3B	HR	RBI	BB	SO	SB	CS	OBP	SLG	SF	SH	HB	E
------	------	-----	---	----	---	---	----	----	----	-----	----	----	----	----	-----	-----	----	----	----	---

2020 will be his first professional season

KIT SCHEETZ - LEFT-HANDED PITCHER

Height: 5-10 **Weight:** 180 **Bats:** L **Throws:** L
Born: May 18, 1994 - Midlothian, VA **Hometown:** Midlothian, VA
School: Virginia Tech **Recommended/Signed By:** Tim Bittner
How Obtained: Signed by the Astros as an undrafted free agent on June 23, 2017.

Year	Team	W	L	ERA	G	GS	CG	SHO	SV	IP	H	R	ER	HR	HB	BB	SO	WP	BK	AVG
2019	Corpus Christi (AA)	2	0	4.13	16	0	0	0	3	24.0	22	12	11	3	2	7	27	3	0	.244
	Round Rock (AAA)	0	0	6.04	15	0	0	0	0	28.1	35	19	19	5	2	13	36	4	0	.302
	GCL Astros (R)	0	0	33.75	2	0	0	0	0	1.1	6	5	5	0	1	2	2	0	0	.600
MINOR LEAGUE TOTALS		6	4	3.25	83	7	0	0	13	169.0	165	68	61	11	16	48	205	13	0	.255

SCOTT SCHREIBER - OUTFIELDER

Height: 6-3 **Weight:** 241 **Bats:** R **Throws:** R
Born: Oct. 13, 1995 - Appleton, WI **Hometown:** Kimberly, WI
School: University of Nebraska **Recommended/Signed By:** Jim Stevenson
How Obtained: Selected by the Astros in the ninth round of the June 2018 draft.

Year	Team	AVG	G	AB	R	H	2B	3B	HR	RBI	BB	SO	SB	CS	OBP	SLG	SF	SH	HB	E
2019	Quad Cities (A)	.290	29	100	20	29	8	0	3	18	20	25	5	0	.410	.460	1	0	1	2
	Fayetteville (A)	.210	72	257	30	54	16	2	7	30	15	87	4	4	.255	.370	1	1	1	3
MINOR LEAGUE TOTALS		.227	161	576	70	131	34	3	16	63	50	199	14	6	.295	.380	2	1	6	8

JAYSON SCHROEDER - RIGHT-HANDED PITCHER

Height: 6-2 **Weight:** 213 **Bats:** R **Throws:** R
Born: Nov. 14, 1999 - Kirkland, WA **Hometown:** Kirkland, WA
School: Juanita HS (WA) **Recommended/Signed By:** Tim Costic
How Obtained: Selected by the Astros in the second round of the June 2018 draft.

Year	Team	W	L	ERA	G	GS	CG	SHO	SV	IP	H	R	ER	HR	HB	BB	SO	WP	BK	AVG
2019	Quad Cities (A)	0	1	12.00	3	1	0	0	0	6.0	7	8	8	0	3	9	9	0	0	.280
	Tri-City (A)	0	4	8.53	6	4	0	0	0	12.2	19	23	12	1	0	23	11	4	1	.333
	GCL Astros (R)	1	0	0.00	3	1	0	0	0	6.1	3	1	0	0	0	5	5	2	0	.167
MINOR LEAGUE TOTALS		1	5	4.81	19	11	0	0	0	43.0	42	35	23	1	3	46	43	6	1	.264

ANDRE SCRUBB - RIGHT-HANDED PITCHER

See non-roster bio

KYLE SERRANO - RIGHT-HANDED PITCHER

Height: 6-3 **Weight:** 216 **Bats:** R **Throws:** R
Born: July 6, 1995 - Knoxville, TN **Hometown:** Knoxville, TN
School: University of Tennessee **Recommended/Signed By:** Bobby St. Pierre
How Obtained: Selected by the Astros in the 10th round of the June 2017 draft.

Year	Team	W	L	ERA	G	GS	CG	SHO	SV	IP	H	R	ER	HR	HB	BB	SO	WP	BK	AVG
2019	GCL Astros (R)	0	1	22.50	2	2	0	0	0	2.0	2	5	5	0	0	5	3	1	0	.286
	Tri-City (A)	0	4	7.71	14	13	0	0	0	14.0	11	19	12	1	1	26	23	7	1	.208
MINOR LEAGUE TOTALS		1	6	8.55	21	16	0	0	0	20.0	15	29	19	1	3	37	33	8	1	.200

COLTON SHAVER - INFIELDER

Height: 6-1 **Weight:** 249 **Bats:** R **Throws:** R
Born: Sept. 18, 1995 - Riverton, UT **Hometown:** Riverton, UT
School: Brigham Young University **Recommended/Signed By:** Mark Ross
How Obtained: Selected by the Astros in the 39th round of the June 2017 draft.
Career Highlights: 2019: Carolina League Midseason All-Star.

Year	Team	AVG	G	AB	R	H	2B	3B	HR	RBI	BB	SO	SB	CS	OBP	SLG	SF	SH	HB	E
2019	Fayetteville (AA)	.270	58	211	25	57	23	0	6	33	29	56	0	1	.365	.464	1	0	3	19
	Corpus Christi (AAA)	.223	55	188	33	42	5	1	15	39	34	73	0	0	.357	.500	0	0	5	5
MINOR LEAGUE TOTALS		.232	269	926	132	215	51	2	47	160	128	283	4	6	.337	.444	12	0	24	41

ANIBAL SIERRA - INFIELDER

Height: 6-1 **Weight:** 197 **Bats:** R **Throws:** R
Born: Feb. 15, 1994 - Santiago de Cuba, Cuba **Hometown:** Port-au-Prince, Haiti
Recommended/Signed By: Charlie Gonzalez
How Obtained: Signed by the Astros as a non-drafted free agent on July 22, 2016.

Year	Team	AVG	G	AB	R	H	2B	3B	HR	RBI	BB	SO	SB	CS	OBP	SLG	SF	SH	HB	E
2019	Corpus Christi (AA)	.204	96	324	30	66	1	0	5	25	24	113	2	4	.274	.284	2	0	8	10
	Round Rock (AAA)	.250	15	52	6	13	2	0	1	13	6	12	0	0	.333	.346	1	0	1	1
MINOR LEAGUE TOTALS		.216	350	1171	139	253	47	6	20	114	106	379	14	23	.296	.318	7	6	29	49



MIGUELANGEL SIERRA - INFIELDER

Height: 5-11 **Weight:** 207 **Bats:** R **Throws:** R
Born: Dec. 2, 1997 - Altavracia de Orituco, VZ **Hometown:** Altavracia de Orituco, VZ
Recommended/Signed By: Oz Ocampo/Oscar Alvarado/Jose Palacios
How Obtained: Signed by the Astros as a non-drafted free agent on July 2, 2014.
Career Highlights: 2016: Appalachian League Player of the Week, July 4-10...Greenville Player of the Month, July...2015: DSL Astros Player of the Month, June.

Year	Team	AVG	G	AB	R	H	2B	3B	HR	RBI	BB	SO	SB	CS	OBP	SLG	SF	SH	HB	E
2019	Fayetteville (A)	.203	111	369	45	75	10	1	13	46	37	146	3	3	.281	.341	3	0	4	15
MINOR LEAGUE TOTALS																				
		.220	393	1403	162	309	58	11	42	151	127	506	30	25	.298	.367	8	7	31	85

BRYAN SOLANO - RIGHT-HANDED PITCHER

Height: 6-1 **Weight:** 201 **Bats:** R **Throws:** R
Born: Jan. 25, 1998 - Limon, Costa Rica **Hometown:** Limon, Costa Rica
Recommended/Signed By: Oz Ocampo/Leocadio Guevara
How Obtained: Signed by the Astros as a non-drafted free agent on March 30, 2017.

Year	Team	W	L	ERA	G	GS	CG	SHO	SV	IP	H	R	ER	HR	HB	BB	SO	WP	BK	AVG
2019																				
Did not play																				
MINOR LEAGUE TOTALS																				
		3	3	4.02	27	2	0	0	2	53.2	53	31	24	0	2	32	52	5	1	.262

JAIRO SOLIS - RIGHT-HANDED PITCHER

Height: 6-2 **Weight:** 219 **Bats:** R **Throws:** R
Born: Dec. 22, 1999 - Carabobo, VZ **Hometown:** Carabobo, VZ
Recommended/Signed By: Oz Ocampo/Tom Shafer/Roman Ocumarez/Enrique Brito
How Obtained: Signed by the Astros as a non-drafted free agent on July 2, 2016.

Year	Team	W	L	ERA	G	GS	CG	SHO	SV	IP	H	R	ER	HR	HB	BB	SO	WP	BK	AVG
2019																				
Did not play																				
MINOR LEAGUE TOTALS																				
		5	7	3.05	28	21	0	0	0	112.0	100	52	38	4	6	53	120	4	0	.240

PETER SOLOMON - RIGHT-HANDED PITCHER

Height: 6-4 **Weight:** 212 **Bats:** R **Throws:** R
Born: Aug. 16, 1996 - Washington, D.C. **Hometown:** Ellicott City, MD
School: University of Notre Dame **Recommended/Signed By:** Nick Venuto
How Obtained: Selected by the Astros in the fourth round of the June 2017 draft.
Career Highlights: 2018: Midwest League Midseason All-Star.

Year	Team	W	L	ERA	G	GS	CG	SHO	SV	IP	H	R	ER	HR	HB	BB	SO	WP	BK	AVG
2019	Fayetteville (A)	0	0	2.35	2	2	0	0	0	7.2	7	2	2	1	0	4	14	1	0	.241
MINOR LEAGUE TOTALS																				
		9	1	2.30	27	16	0	0	0	109.1	85	33	28	3	0	36	128	5	0	.213

CJ STUBBS - CATCHER

Height: 6-3 **Weight:** 211 **Bats:** R **Throws:** R
Born: Nov. 12, 1996 - San Diego, CA **Hometown:** San Diego, CA
School: University of Southern California **Recommended/Signed By:** Tim Costic
How Obtained: Selected by the Astros in the 10th round of the June 2019 draft.

Year	Team	AVG	G	AB	R	H	2B	3B	HR	RBI	BB	SO	SB	CS	OBP	SLG	SF	SH	HB	E
2019	Tri-City (A)	.213	39	127	18	27	5	1	5	17	19	35	5	3	.327	.386	1	0	3	8
	Quad Cities (A)	.328	16	58	7	19	5	0	4	16	3	15	2	2	.371	.621	0	0	1	1
MINOR LEAGUE TOTALS																				
		.249	55	185	25	46	10	1	9	33	22	50	7	5	.340	.459	1	0	4	9

DANNY SUBERO - RIGHT-HANDED PITCHER

Height: 6-4 **Weight:** 192 **Bats:** R **Throws:** R
Born: Nov. 2, 2002 - Caracas, VZ **Hometown:** Caracas, VZ
Recommended/Signed By: Roman Ocumarez
How Obtained: Signed by the Astros as a non-drafted free agent on July 2, 2018.

Year	Team	W	L	ERA	G	GS	CG	SHO	SV	IP	H	R	ER	HR	HB	BB	SO	WP	BK	AVG
2019	DSL Astros (R)	1	2	3.41	10	5	0	0	0	29.0	23	12	11	0	2	23	25	6	1	.228
MINOR LEAGUE TOTALS																				
		1	2	3.41	10	5	0	0	0	29.0	23	12	11	0	2	23	25	6	1	.228

MISAEEL TAMAREZ - RIGHT-HANDED PITCHER

Height: 6-1 **Weight:** 187 **Bats:** R **Throws:** R
Born: Jan. 16, 2000 - San Pedro de Macoris, DR **Hometown:** San Pedro de Macoris, DR
Recommended/Signed By: Roman Ocumarez
How Obtained: Signed by the Astros as a non-drafted free agent on March 6, 2019.

Year	Team	W	L	ERA	G	GS	CG	SHO	SV	IP	H	R	ER	HR	HB	BB	SO	WP	BK	AVG
2019	DSL Astros (R)	2	2	2.70	7	4	0	0	0	23.1	20	10	7	0	3	13	26	4	1	.230
	GCL Astros (R)	1	2	2.35	7	0	0	0	0	15.1	14	8	4	1	2	11	18	3	0	.241
MINOR LEAGUE TOTALS																				
		3	4	2.56	14	4	0	0	0	38.2	34	18	11	1	5	24	44	7	1	.234

NICK TANIÉLU - INFIELDER

See Non-Roster Bio

TABLE OF
CONTENTS

PLAYERS

PLAYER
DEVELOPMENT

2019 REVIEW

OPPONENTS

HISTORY
AND RECORDS

SPRING TRAINING

MEDIA
INFORMATION

MINUTE MAID
PARK

DIOSMERKY TAVERAS - RIGHT-HANDED PITCHER

Height: 6-3 **Weight:** 256 **Bats:** R **Throws:** R
Born: Sept. 23, 1999 - Mao, DR
Recommended/Signed By: Oz Ocampo/Roman Ocumarez/Tom Shafer/Francis Mojica
How Obtained: Signed by the Astros as a non-drafted free agent on July 2, 2017.

Year	Team	W	L	ERA	G	GS	CG	SHO	SV	IP	H	R	ER	HR	HB	BB	SO	WP	BK	AVG
2019	GCL Astros (R)	1	2	5.47	12	2	0	0	2	24.2	20	18	15	0	6	28	28	6	2	.241
MINOR LEAGUE TOTALS																				
		3	5	4.41	32	6	0	0	6	69.1	55	41	34	0	11	61	68	24	2	.225

CHANDLER TAYLOR - OUTFIELDER

Height: 6-1 **Weight:** 224 **Bats:** L **Throws:** L
Born: Feb. 7, 1996 - Montgomery, AL
School: University of Alabama
Recommended/Signed By: Travis Coleman
How Obtained: Selected by the Astros in the 10th round of the June 2018 draft.

Year	Team	AVG	G	AB	R	H	2B	3B	HR	RBI	BB	SO	SB	CS	OBP	SLG	SF	SH	HB	E
2019	Fayetteville (A)	.223	80	274	40	61	13	2	14	50	50	129	8	7	.345	.438	3	0	3	3
MINOR LEAGUE TOTALS																				
		.219	143	489	66	107	22	4	23	77	96	221	11	15	.348	.421	4	0	3	7

FELIPE TEJADA - RIGHT-HANDED PITCHER

Height: 6-1 **Weight:** 237 **Bats:** R **Throws:** R
Born: Feb. 27, 1998 - Mao, DR
Recommended/Signed By: Oz Ocampo/Roman Ocumarez/Francis Mojica
How Obtained: Signed by the Astros as a non-drafted free agent on Sept. 15, 2014.
Career Highlights: 2016: DSL Astros Pitcher of the Month, July.

Year	Team	W	L	ERA	G	GS	CG	SHO	SV	IP	H	R	ER	HR	HB	BB	SO	WP	BK	AVG
2019	Quad Cities (A)	6	1	2.80	20	7	0	0	1	70.2	47	22	22	2	2	44	78	8	1	.187
MINOR LEAGUE TOTALS																				
		16	11	3.78	72	37	0	0	5	254.2	219	120	107	11	12	110	257	34	5	.227

HEITOR TOKAR - RIGHT-HANDED PITCHER

Height: 6-6 **Weight:** 288 **Bats:** R **Throws:** R
Born: Oct. 25, 2000 - Sao Paulo, Brazil
Hometown: Marilia, Brazil
Recommended/Signed By: Oz Ocampo/Thiago De Souza
How Obtained: Signed by the Astros as a non-drafted free agent on July 2, 2017.

Year	Team	W	L	ERA	G	GS	CG	SHO	SV	IP	H	R	ER	HR	HB	BB	SO	WP	BK	AVG
2019	GCL Astros (R)	1	0	2.83	12	2	0	0	2	35.0	30	13	11	2	3	11	29	2	0	.233
MINOR LEAGUE TOTALS																				
		1	1	2.18	25	10	0	0	2	78.1	57	24	19	2	10	17	64	4	2	.205

RICARDO TORO - CATCHER

Height: 6-1 **Weight:** 220 **Bats:** R **Throws:** R
Born: Feb. 24, 2001 - Aragua, VZ
Hometown: Aragua, VZ
Recommended/Signed By: Oz Ocampo/David Brito/Enrique Brito
How Obtained: Signed by the Astros as a non-drafted free agent on July 2, 2017.

Year	Team	AVG	G	AB	R	H	2B	3B	HR	RBI	BB	SO	SB	CS	OBP	SLG	SF	SH	HB	E
2019	DSL Astros (R)	.245	58	159	15	39	4	2	2	24	16	28	6	5	.339	.333	3	0	8	9
MINOR LEAGUE TOTALS																				
		.210	99	271	25	57	8	2	2	33	27	52	9	7	.321	.277	4	0	19	11

JOJANSE TORRES - RIGHT-HANDED PITCHER

Height: 6-2 **Weight:** 188 **Bats:** R **Throws:** R
Born: Aug. 4, 1995 - San Pedro de Macoris, DR
Hometown: San Pedro de Macoris, DR
Recommended/Signed By: Roman Ocumarez
How Obtained: Signed by the Astros as a non-drafted free agent on April 24, 2018.
Career Highlights: 2019: Carolina League Pitcher of the Week, July 22-28.

Year	Team	W	L	ERA	G	GS	CG	SHO	SV	IP	H	R	ER	HR	HB	BB	SO	WP	BK	AVG
2019	Quad Cities (A)	3	0	0.56	7	1	0	0	0	16.0	9	1	1	1	1	8	26	0	0	.161
	Fayetteville (A)	9	0	1.94	17	9	1	1	1	78.2	50	19	17	2	4	38	81	4	1	.178
MINOR LEAGUE TOTALS																				
		13	2	1.86	37	18	1	1	2	135.2	95	31	28	4	8	54	155	9	1	.193

RAIDER UCETA - INFIELDER

Height: 6-0 **Weight:** 260 **Bats:** L **Throws:** L
Born: Jan. 29, 2001 - Santo Domingo, DR
Hometown: Santo Domingo, DR
Recommended/Signed By: Frank Tejada/Jochy Cabrera (LAA)
How Obtained: Acquired by the Astros from the Angels along with OF Rainier Rivas in exchange for C Max Stassi on July 31, 2019...originally signed by the Angels as a non-drafted free agent on July 2, 2017.

Year	Team	AVG	G	AB	R	H	2B	3B	HR	RBI	BB	SO	SB	CS	OBP	SLG	SF	SH	HB	E
2019	GCL Angels (R)	.278	32	126	11	35	6	3	0	20	12	36	0	1	.341	.373	0	0	0	2
MINOR LEAGUE TOTALS																				
		.269	74	286	29	77	17	4	2	45	17	76	1	4	.314	.378	3	0	3	7



RONALDO URDANETA - INFIELDER

Height: 5-10 **Weight:** 188 **Bats:** S **Throws:** R
Born: Nov. 18, 1998, Maracaibo, VZ **Hometown:** Maracaibo, VZ
Recommended/Signed By: Oz Ocampo/Oscar Alvarado/Daniel Acuna
How Obtained: Signed by the Astros as a non-drafted free agent on July 26, 2015.

Year	Team	AVG	G	AB	R	H	2B	3B	HR	RBI	BB	SO	SB	CS	OBP	SLG	SF	SH	HB	E
2019	GCL Astros (R)	.250	5	12	0	3	0	0	0	1	2	2	2	1	.357	.250	0	0	0	0
	Tri-City (A)	.000	1	2	0	0	0	0	0	0	0	0	0	0	.000	.000	0	0	0	0
MINOR LEAGUE TOTALS		.263	149	486	81	128	20	6	5	52	70	118	60	16	.362	.360	1	4	6	28

ENMANUEL VALDEZ - INFIELDER

Height: 5-9 **Weight:** 184 **Bats:** L **Throws:** R
Born: Dec. 28, 1998, San Juan, DR **Hometown:** San Juan, DR
Recommended/Signed By: Oz Ocampo/Roman Ocumarez/Jose Lima
How Obtained: Signed by the Astros as a non-drafted free agent on July 2, 2015.

Year	Team	AVG	G	AB	R	H	2B	3B	HR	RBI	BB	SO	SB	CS	OBP	SLG	SF	SH	HB	E
2019	Quad Cities (A)	.275	33	120	23	33	11	0	3	20	16	21	2	3	.374	.442	0	0	3	6
	Fayetteville (A)	.215	67	228	26	49	11	1	5	31	14	61	6	2	.264	.338	2	1	2	6
MINOR LEAGUE TOTALS		.236	263	935	146	221	64	8	25	122	102	206	28	14	.317	.402	13	1	14	41

GABRIEL VALDEZ - RIGHT-HANDED PITCHER

Height: 6-2 **Weight:** 197 **Bats:** R **Throws:** R
Born: Oct. 25, 1995 - Panama, PAN **Hometown:** Bani, PAN
Recommended/Signed By: Oz Ocampo/Roman Ocumarez/Jose Lima
How Obtained: Signed by the Astros as a non-drafted free agent on Dec. 16, 2013.

Year	Team	W	L	ERA	G	GS	CG	SHO	SV	IP	H	R	ER	HR	HB	BB	SO	WP	BK	AVG
2019	Corpus Christi (AA)	2	2	5.79	9	2	0	0	0	28.0	24	19	18	9	3	17	21	2	0	.233
	Round Rock (AAA)	1	0	0.00	3	0	0	0	1	7.0	3	1	0	0	1	2	8	0	0	.130
MINOR LEAGUE TOTALS		21	18	3.95	94	35	0	0	1	305.0	299	159	134	28	16	86	247	25	4	.256

LUIS VEGA - RIGHT-HANDED PITCHER

Height: 6-3 **Weight:** 166 **Bats:** R **Throws:** R
Born: Nov. 16, 2001 - Matanzas, Cuba **Hometown:** Matanzas, Cuba
Recommended/Signed By: Charlie Gonzalez
How Obtained: Signed by the Astros as a non-drafted free agent on May 21, 2019.

Year	Team	W	L	ERA	G	GS	CG	SHO	SV	IP	H	R	ER	HR	HB	BB	SO	WP	BK	AVG
2019	DSL Astros (R)	2	1	2.67	14	2	0	0	0	30.1	33	13	9	1	2	11	33	1	0	.287
MINOR LEAGUE TOTALS		2	1	2.67	14	2	0	0	0	30.1	33	13	9	1	2	11	33	1	0	.287

DEREK WEST - RIGHT-HANDED PITCHER

Height: 6-5 **Weight:** 257 **Bats:** R **Throws:** R
Born: Dec. 2, 1996 - Orange City, FL **Hometown:** Deltona, FL
School: University of Pittsburgh **Recommended/Signed By:** Scott Oberhelman
How Obtained: Selected by the Astros in the 14th round of the June 2019 draft.

Year	Team	W	L	ERA	G	GS	CG	SHO	SV	IP	H	R	ER	HR	HB	BB	SO	WP	BK	AVG
2019	Tri-City (A)	1	1	6.75	13	2	0	0	0	29.1	26	27	22	1	4	21	25	7	2	.250
MINOR LEAGUE TOTALS		1	1	6.75	13	2	0	0	0	29.1	26	27	22	1	4	21	25	7	2	.250

FORREST WHITLEY - RIGHT-HANDED PITCHER

See non-roster bio

MICHAEL WIELANSKY - INFIELDER

Height: 6-2 **Weight:** 176 **Bats:** R **Throws:** R
Born: March 18, 1997 - St. Louis, MO **Hometown:** St. Louis, MO
School: College of Wooster (OH) **Recommended/Signed By:** Evan Brannon
How Obtained: Selected by the Astros in the 18th round of the 2018 MLB draft.

Year	Team	AVG	G	AB	R	H	2B	3B	HR	RBI	BB	SO	SB	CS	OBP	SLG	SF	SH	HB	E
2019	Quad Cities (A)	.254	61	209	33	53	9	4	2	25	24	43	4	2	.345	.364	0	0	5	5
MINOR LEAGUE TOTALS		.234	104	346	57	81	16	5	4	38	42	79	8	3	.327	.344	2	0	7	9

STEPHEN WRENN - OUTFIELDER

See non-roster bio

TABLE OF
CONTENTS

PLAYERS

PLAYER
DEVELOPMENT

2019 REVIEW

OPPONENTS

HISTORY
AND RECORDS

SPRING TRAINING

MEDIA
INFORMATION

MINUTE MAID
PARK



2019 SEASON IN REVIEW



FOR *THE* 

2019 CLUB NOTES

FINAL RESULTS: The Astros fell just short of their second Championship in franchise history, dropping the World Series in seven games to the Washington Nationals...this marked the Astros third trip to the World Series in franchise history (also, 2005, 2017).

POSTSEASON APPEARANCES: This year marked the Astros 13th time in the postseason and their ninth time as a division winner, as they won the NL West in 1980 and 1986, the NL Central in 1997, 1998, 1999 and 2001, and the AL West in each of the last three seasons (2017-19)...Houston is the only team in MLB history to win three different divisions and the only team in MLB history to win the AL (2017, 2019) and NL (2005) pennant.

ASTROS TOP RAYS IN ALDS: The Astros were pushed to the edge by the Rays in the ALDS, winning the series in five games...if an MVP was awarded for the series, it would have gone to **RHP Gerrit Cole**, who went 2-0 with a 0.57 ERA (1ER/15.2IP) with 25 strikeouts in his two starts...**2B Jose Altuve** also had a big series, hitting .350 (7x20) with three homers and five RBI.

V FOR VICTORIES: With his win in Game 1 of the ALDS vs. TB (0ER/7IP), **RHP Justin Verlander** recorded his eighth career victory in the Division Series, which is a Major League record...the win moved him past **LHP Andy Pettitte** (7-4) and **RHP John Smoltz** (7-0) on the all-time list...Verlander is 8-1 with a 2.52 ERA in 13 career games (12 starts) in the Division Series.

ALTUVE AGAIN! For the third straight postseason, **2B Jose Altuve** homered in Game 1 of the ALDS, a two-run shot in the 5th vs. TB...he's just the third player in MLB history to homer in three straight ALDS Game 1s, joining **J.D. Martinez** (2014, 2017-18) and **Jim Edmonds** (2002, 2004-05).

IT'S A COLE WORLD: In Game 2 of the ALDS, **RHP Gerrit Cole** set a franchise record with 15 strikeouts in a postseason game, usurping a franchise record set by **RHP Mike Scott** (14K) in Game 1 of the 1986 NLCS vs. NYM...Cole also became the seventh pitcher in MLB history to strike out 15+ in the postseason, and the first since **RHP Roger Clemens** (15K) in Game 4 of the 2000 ALCS at SEA.

HOME RUN STREAK: The Astros homered in their final 25 regular season games and in their first five games this postseason, giving them a franchise record 30-game streak...this streak finished as the second-longest in Major League history, trailing only a 31-game streak set by the Yankees from May 26-June 30, 2019.

COLE'S ALDS: **RHP Gerrit Cole** totally dominated the American League Division Series, following up his record-setting Game 1 performance with an 8.0-inning, 10-strikeout, one-run outing in the Game 5 clincher...his 25 strikeouts in the series marked the most in a Division Series in Major League history...by recording 10 strikeouts in Game 5, he extended his Major League record streak of double-digit strikeouts to 11 games.

ASTROS WIN ALCS IN 6: The Astros defeated the Yankees in the ALCS in six games...**2B Jose Altuve** was named the ALCS MVP after hitting .348 (8x23) with two homers and three RBI, including a two-run walkoff homer to clinch the series in Game 6...the Astros wins featured two walkoff homers (also, **SS Carlos Correa**) and one dominant start by **RHP Gerrit Cole** (0ER/7IP).

CORREA'S WALKOFF IN GAME 2: The Astros and Yankees played a classic deep into the night in Game 2 of the ALCS with Houston winning on an 11th-inning walkoff homer by **SS Carlos Correa**, the first walkoff homer of his career...at the time, Correa became the fourth player in Astros postseason history to hit a walkoff homer, joining **Alan Ashby** (1981 NLDS, Game 1), **Jeff Kent** (2004 NLCS, Game 5) and **Chris Burke** (2005 NLDS, Game 4).

19 STRAIGHT!: **RHP Gerrit Cole** continued his dominance into the ALCS, winning Game 3 of the series after tossing 7.0 shutout innings, despite tying his career high with five walks...the win extended his winning streak to 19 decisions, which spanned 25 starts dating back to May 27...this is now the longest single-season winning streak in Major League history.

THE HIT MAN: **2B Jose Altuve** hit safely in 13 straight postseason games, from Game 2 of the 2018 ALCS thru Game 4 of the 2019 ALCS...this streak is the second-longest in Astros postseason history, trailing only a 14-gamer by **OF George Springer** (2017-18).

ALTUVE'S HEROICS: ALCS MVP **2B Jose Altuve** hit a two-run walkoff homer off **LHP Aroldis Chapman** in the bottom of the 9th inning in Game 6 of the ALCS to send the Astros to the World Series...Altuve is the fifth player in LCS history to send his team to the World Series with a walk off homer, joining **Travis Ishikawa** (Game 5 of the 2014 NLCS for SF), **Magglio Ordonez** (Game 4 of the 2006 ALCS for DET), **Aaron Boone** (Game 7 of the 2003 ALCS for NYY) and **Chris Chambliss** (Game 5 of the 1976 ALCS for NYY).



2019 CLUB NOTES

POSTSEASON POWER: 2B Jose Altuve, who hit a career high 31 homers in the regular season, had five homers this postseason to give him 13 career postseason homers, the most by a second baseman in MLB history...among Venezuelan-born players in the postseason, Altuve ranks tied for first all-time, along with 1B Miguel Cabrera (13 HR).

THE 2019 WORLD SERIES: The Astros lost the World Series in seven games, in a series that featured wins by the road team in all seven contests...this is the first time in 1,420 best-of-seven series in MLB, the NBA and the NHL that the road team won every game of a series...the Nationals won the series by winning all four starts made by RHP Stephen Strasburg and RHP Max Scherzer, to go along with timely hitting...the Astros offense excelled in the three road games, averaging 6.33 runs per game, compared to the 2.75 runs per game in the four games at Minute Maid Park.

THE SPRING CLASSIC: CF George Springer homered in five straight World Series games, from Game 4 of the 2017 World Series thru Game 1 of the 2019 World Series...this streak is a Major League record, breaking a tie with Reggie Jackson (1977-78) and Lou Gehrig (1928-32), who both homered in four straight World Series contests.

MAKING HISTORY: RHP Jose Urquidy became the third Mexican-born pitcher to earn a World Series win in Game 4 of the 2019 World Series, joining RHP Aurelio Lopez (1984) and LHP Fernando Valenzuela (1981) on that list...additionally, Urquidy became the seventh rookie starter to post a scoreless start in World Series history since 1969, joining RHP Walker Buehler (2018), RHP Yordano Ventura (2014), LHP Madison Bumgarner (2010), RHP Les Straker (1987) and RHP Gary Gentry (1969).

BREGMAN'S BIG SWING: 3B Alex Bregman hit the 20th grand slam in World Series history in Game 4 and the first by an AL player since Paul Konerko hit one for the White Sox against the Astros in the 2005 World Series...Bregman finished with five RBI that game, which ties the Astros postseason franchise record.

POWER BEHIND THE DISH: C Robinson Chirinos homered in Game 3 and Game 4 of the World Series, becoming the sixth catcher in MLB history to homer in consecutive games in the Fall Classic, joining Ted Simmons (1982), Gene Tenace (1972), Roy Campanella (1955), Bill Dickey (1939) and Mickey Cochrane (1930).

HOUSTON TRAFFIC: 2B Jose Altuve reached base safely in a franchise-record 25 straight postseason games from Game 7 of the 2017 World Series thru Game 5 of the 2019 World Series...his streak ties as the second-longest in AL history and ties as the third-longest in MLB history.

TAG TEAM: Per STATS, CF George Springer and SS Carlos Correa have homered in the same postseason game on seven occasions, the most by any pair of teammates in MLB postseason history...they did so three times this postseason, ALCS Game 2, ALCS Game 4 and World Series Game 5.

BEAT THE BEST: 3B Alex Bregman has homered 10 times in his postseason career, all off former All-Stars...his list: LHP Chris Sale (2x), LHP Clayton Kershaw, RHP Kenley Jansen, RHP Corey Kluber, RHP Trevor Bauer, LHP Blake Snell, RHP Stephen Strasburg (2x) and RHP Fernando Rodney.

COUNTING K'S: RHP Justin Verlander struck out 38 hitters this postseason, give him 205 career postseason strikeouts, the most in Major League history...RHP John Smoltz held the previous record with 199.

YOUTH IS SERVED: SS Carlos Correa has posted 11 homers and 33 RBI in his postseason career...at 25 years old, he is the youngest player in MLB history to accumulate 30 postseason RBI, besting Albert Pujols, who had 29 RBI before turning 26...he's also the youngest player in MLB history to hit 11 postseason homers prior to turning 26.

CRANKING OUT THE HITS: 2B Jose Altuve recorded 25 hits in the 2019 postseason, which tied the American League record and fell just one hit shy of the single-season MLB postseason record of 26 set by Pablo Sandoval in 2014...Altuve tied Darin Erstad (2002) for the AL record.

SPRING IN THE FALL: In 14 World Series games, CF George Springer has posted the highest slugging percentage (.839) in World Series history (min. 50 PA), ranking immediately ahead of DH David Ortiz (.795)...Springer is hitting .339 (19x56) with seven doubles, seven home runs and 11 RBI in his World Series career...those seven homers rank tied for 10th in World Series history.

BORN FOR OCTOBER: In Astros postseason history, SS Carlos Correa ranks first in RBI (33), OF George Springer ranks first in home runs (15) doubles (14) and walks (29), while 2B Jose Altuve ranks first in hits (60) and runs scored (38).

TABLE OF CONTENTS

PLAYERS

PLAYER DEVELOPMENT

2019 REVIEW

OPPONENTS

HISTORY AND RECORDS

SPRING TRAINING

MEDIA INFORMATION

MINUTE MAID PARK

2019 CLUB NOTES

PLAYER'S CHOICE AWARDS: During the World Series, the MLB Players Association announced their annual 2019 Player's Choice Award winners, which are voted on by active players...the Astros had two award winners among the group, the AL's Most Outstanding Pitcher **RHP Justin Verlander** and the AL's Most Outstanding Rookie **DH Yordan Alvarez**.

AT THE HELM: **AJ Hinch** managed the Astros for five seasons (2015-19) with a 481-329 (.564) record and four playoff appearances...he ranks second in franchise history in regular season managerial wins and posted the highest winning percentage by any Astros manager...including the 2019 playoffs, Hinch leads all Astros skippers with 28 managerial wins in the postseason (28-22 overall record).

THE MAN WITH THE GOLDEN GLOVE: On Sunday, Nov. 3, Rawlings Sporting Goods Company, Inc. announced that Astros **RHP Zack Greinke** had won a National League Rawlings Gold Glove Award, his sixth consecutive...four other Astros were finalists for the award at their position, but fell short: **2B Jose Altuve**, **3B Alex Bregman**, **1B Yuli Gurriel** and **OF Josh Reddick**...Greinke officially won it in the National League, having spent his first four months of the season on the Diamondbacks.

OFFSEASON ROSTER MOVES: On Nov. 4, the Astros made their first round of offseason roster moves, as they tendered **RHP Gerrit Cole** a qualifying offer, selected **LHP Kent Emanuel** to the 40-man roster, reinstated **RHP Lance McCullers Jr.** from the 60-day IL, and declined their 2020 option on **RHP Chris Devenski**...despite not picking up his option, Devenski will remain with the club as an arbitration-eligible player...Cole was one of eight Astros players to file for free agency, joining **C Robinson Chirinos**, **RHP Will Harris**, **C Martin Maldonado**, **RHP Collin McHugh**, **LHP Wade Miley**, **RHP Héctor Rondón** and **RHP Joe Smith**.

WILSON DEFENSIVE AWARDS: On Nov. 6, Wilson, The Official Ball Glove Supplier of Major League Baseball, named the Astros the 2019 Wilson Defensive Team of the Year and **RHP Zack Greinke** the Wilson Defensive Pitcher of the Year...this Wilson Defensive Team of the Year award was created in 2014 and this marks the first time that the Astros have received the award.

THREE WIN SILVER SLUGGERS: Astros **3B Alex Bregman** and **OF George Springer** were named American League Silver Slugger Award recipients on Nov. 7...**RHP Zack Greinke** was also named the National League's best-hitting pitcher, despite being traded to the American League Astros in July.

ALVAREZ NAMED ROOKIE OF THE YEAR: **DH Yordan Alvarez** was named the BBWAA AL Rookie of the Year on Nov. 11, becoming just the third player in franchise history to win the Jackie Robinson Rookie of the Year Award, joining **1B Jeff Bagwell**, who won the National League award in 1991 and **SS Carlos Correa**, who won the AL award in 2015.

VERLANDER WINS CY YOUNG: **RHP Justin Verlander** was named the 2019 AL Cy Young Award winner on Nov. 13...this marks the second-career Cy Young Award for Verlander, who also earned the AL Cy Young and AL MVP Awards in 2011...he is the fourth Astros pitcher to win a Cy Young, joining **RHP Mike Scott** (NL, 1986) and **RHP Roger Clemens** (NL, 2004), and **LHP Dallas Keuchel** (AL, 2015).

REGULAR SEASON RESULTS: With a 107-55 record, the Astros won the AL West division by 10.0 game over the Athletics, clinching the division title with six games left on the schedule...Houston's 107 wins were their most in club history, besting their 103-59 record set in 2018...they also finished the season at a club record 52 games above .500.

MOST WINS IN ASTROS HISTORY (SINCE 1962)

- | | | |
|-----------------|-----------------|----------------|
| 1. 2019: 107-55 | 3. 1998: 102-60 | 5. 1999: 97-65 |
| 2. 2018: 103-59 | 4. 2017: 101-61 | 6. 1996: 96-66 |

HISTORIC COMPANY: The Astros have posted 100+ wins in three straight seasons, totaling 311 wins in that time...prior to the Astros, only five teams in MLB history had won 100-plus games in three straight years: the Yankees (2002-04), Braves (1997-99), Orioles (1969-71), Cardinals (1942-44) and the Philadelphia Athletics (1929-31)...the last team to win 311 games over a three-year span was the 1969-71 Orioles (318).

MEASURING UP: For the first time in club history, the Astros finished the season with the best record in the Majors, 1.0 game better than their closest competitor...final MLB and AL West standings below:

<u>MLB BEST RECORD</u>	<u>GB</u>	<u>AL WEST STANDINGS</u>	<u>GB</u>
Astros (107-55)	-	Astros (107-55)	-
Dodgers (106-56)	1	Athletics (97-65)	10
Yankees (103-59)	4	Rangers (78-84)	29

SPOT THE DIFFERENCES: For the second consecutive season, the Astros finished with the best run differential in the Majors (+280), which also marked their best in franchise history...in the expansion era (since 1961), Houston's run differential this season ranked third all-time, 17 runs better than their 2018 total.

BEST RUN DIFFERENTIAL IN MAJORS (SINCE 1961)

- | | |
|------------------------|-----------------------|
| 1. 1998 Yankees: +309 | 4. 2019 Dodgers: +273 |
| 2. 2001 Mariners: +300 | 5. 2018 Astros: +263 |
| 3. 2019 Astros: +280 | |

2019 CLUB NOTES

HOME FIELD ADVANTAGE: The Astros had a 60-21 home record, a franchise best, becoming just the 13th team in MLB history to win 60 home games in a single season and the first to do so since the 1998 Yankees (62-19)...the Astros finished their home schedule with a 32-8 record in their last 40.

BBWAA AWARDS: The Houston Chapter of the Baseball Writers Association of America announced their annual awards for the 2019 season as follows:

- Astros MVP: **IF Alex Bregman**
- Astros Pitcher of the Year: **RHP Justin Verlander**
- Astros Rookie of the Year: **DH Yordan Alvarez**
- Darryl Kile Good Guy Award: **RHP Will Harris**
- Fred Hartman Award: **Bob Ford**

COUNTING K'S: Astros pitchers combined for 1,671 strikeouts this season, which led the Major Leagues and is the second-highest total in Major League history, trailing only the 2018 Astros (1,687)...speaking of previous Astros squads, the 2017 Astros tallied 1,593 strikeouts, which now ranks seventh all time.

LIMITING K'S: While Astros pitchers recorded the most strikeouts in the Majors this season, the offense struck out the fewest times (1,166) among all MLB clubs in 2019...they are the first MLB team to finish a season leading both categories.

YEAR OF THE HOMER: For the first time in franchise history, the 2019 Astros had four players with 30+ homers and seven players with 20+ homers...the Astros ranked third in the Majors in home runs this season with 288, which is a franchise record.

SALAMI SEASON: The Astros hit 11 grand slams in the regular season, which is a franchise record and the most by any Major League team...the previous club record was seven, reached in 2001, 2007 and 2018.

BY MONTH: The Astros had a winning record in every month: March/April (18-12), May (20-8), June (15-12), July (16-8), Aug.(19-9) and Sept. (19-6).

AT THE PLATE: The Astros offense set a Major League record with a .495 slugging percentage, while their .848 OPS ranked 11th all-time...both also led the Majors and marked new franchise records...additionally, the Astros led the Majors in walks (645), batting average (.274) and OBP (.352).

WELL ROUNDED: The Astros allowed the second-fewest runs (640) in the Majors this season, while ranking second in fielding percentage (.988) and third in runs scored (920)...in franchise history, the 2019 club ranked second all-time in runs scored and second in fielding percentage.

STRONG DOWN THE STRETCH: The Astros went 19-6 (.760) in September, which was tops in the Majors in the month...additionally, Houston went 29-9 from Aug. 18 thru the end of the season, tops in the Majors in that span...the 'Stros have had strong Septembers in each of the last three seasons, including 2018 (21-6) and 2017 (20-8).

HOW THE WEST WAS WON: The Astros went 56-20 against the AL West, the best intra-division record by any Major League team in 2019...they went 32-6 against AL Western opponents at Minute Maid Park.

W'S VS. M'S: The Astros went 18-1 against the Mariners this season and won their final 13 matchups...their 18 wins are a franchise record against any single opponent in a single season...as for the 13-game winning streak, it ties as the Astros longest against a single opponent in franchise history, along with a 13-game streak against the Cubs from 1979-80...the last team to beat the Mariners in 13+ straight games was the 2006 A's (15 straight).

INTERLEAGUE RESULTS: For the fifth consecutive season, the Astros finished with a winning record in Interleague play, as they finished 11-9 against the NL West...in those five years, the Astros 66-34 Interleague record is second-best in the Majors, trailing only the Red Sox (69-31).

THRU THE TURNSTILES: The Astros sold out Minute Maid Park 15 times in 2019, finishing the season with a home attendance number of 2,857,367...they sold out 17 times in 2018, coming off the World Series Championship.

MONTHLY AWARDS: The Astros dominated the monthly awards in 2019, earning a whopping eight awards, the most in a single season in club history...a pair of Astros won three awards each in **RHP Gerrit Cole**, who won the AL Pitcher of the Month in June, July and September, and **DH Yordan Alvarez**, who won AL Rookie of the Month in June, July and August...two different Astros earned Player of the Month Awards this season, **1B Yuli Gurriel** (July) and **IF Alex Bregman** (August).

WEEKLY AWARDS: Four Astros earned an AL Player of the Week Award in 2019: **OF George Springer** (May 6-12), **1B Yuli Gurriel** (July 1-7), **RHP Justin Verlander** (Aug. 26-Sept. 1) and **RHP Gerrit Cole** (Sept. 23-29)...Springer split his award, along with former teammate **RHP Mike Fiers**, who tossed a no-hitter for the A's that week...speaking of no-hitters, Verlander earned his Player of the Week Award after tossing his historic third career no-hitter on Sept. 1 at TOR.

2019 CLUB NOTES

TWO NO-HITTERS: The Astros tossed two no-hitters in 2019, on Aug. 3 vs. SEA (combined) and on Sept. 1 at TOR (RHP **Justin Verlander**)...the Astros are just the 18th team in MLB history to toss two no-hitters in the same season...they also came close on two other occasions, on Sept. 8 vs. SEA, in which RHP **Gerrit Cole** allowed just one hit, a solo homer, in 8.0 dominant innings, and on Sept. 25 at SEA, which saw RHP **Zack Greinke** take a no-hitter into the 9th.

#ALLSTROSGAME: The Astros were represented by six players at the 2019 All-Star Game in **OF Michael Brantley**, **3B Alex Bregman**, **RHP Gerrit Cole**, **RHP Ryan Pressly**, **OF George Springer** and **RHP Justin Verlander**...the Astros were the only team in the Majors with six All-Stars this season, giving them three straight seasons with six All-Stars... additionally a franchise record four Astros started in Brantley, Bregman, Springer and Verlander... for Verlander, this marked his second career ASG start (also, 2012).

BREGMAN FINISHES SECOND IN MVP VOTING: **3B Alex Bregman** made a strong run at the Most Valuable Player Award, ultimately finishing second in the voting to Angels **OF Mike Trout**...a few notes on Bregman this season:

- among AL players, he ranked first in WAR (8.4), first in walks (119), second in OBP (.423), third in SLG (.592), third in OPS (1.015), tied for third in homers (41), fourth in runs (122) and fifth in RBI (112).
- he's one of three players in the Majors this season, to go 100+ in runs, walks and RBI, along with **OF Mike Trout** and **OF Juan Soto**... in club history, he is one of three players to do this, joining **Jeff Bagwell** (6x) and **Lance Berkman** (2x).
- the last two players to reach 40 HR and 110 walks with less than 90 strikeouts won the MVP Award: **Albert Pujols** (2009) and **Barry Bonds** (2002-04).
- he is just the fifth player in AL history with 40 HR, 110 walks, 35 doubles and less than 90 K's in a season...also, **Frank Thomas** in 1993 (AL MVP), **Ted Williams** in 1949 (AL MVP), **Lou Gehrig** in 1936 (AL MVP) and **Babe Ruth** in 1924, 1921, 1920.
- his 41 home runs are the most by an Astro since **Lance Berkman** hit 45 in 2006...his 112 RBI are the most by an Astro since **Carlos Lee** had 119 in 2007...his 119 walks are the most by an Astro since Berkman walked 127 times in 2004...his 122 runs are the most by an Astro since **Jeff Bagwell** had 126 in 2001.

BREGMAN IN THE DERBY: **3B Alex Bregman** was one of eight participants in the **2019 T-Mobile Home Run Derby**...this marked Bregman's second consecutive appearance in the Derby and despite hitting 16 homers in the first round, he was eliminated by **OF Joc Pederson** (21 HR)...Bregman is one of five Astros to participate in the Home Run Derby, also **Glenn Davis** (1989), Hall of Famer **Jeff Bagwell** (1994, 1996-97, 1999), **Moises Alou** (1998) and **Lance Berkman** (2002, 2004, 2006, 2008).

CHEF 6: Cy Young runner-up **RHP Gerrit Cole** finished his season on an amazing run...here are just a few of his accomplishments:

- he finished his regular season with a 16-game winning streak, a franchise record and the longest in a single season since **RHP Roger Clemens** also had a 16-game streak in 2001.
- he led the Majors in strikeouts (326), which is a franchise record, usurping a 40-year old record originally set by **RHP J.R. Richard** (313) in 1979.
- his 326 strikeouts are the most in the Majors since **LHP Randy Johnson** (334) reached it for the 2002 Diamondbacks...it's also the most strikeouts by an AL pitcher since **RHP Nolan Ryan** had 341 strikeouts for the 1977 Angels.
- he set single-season MLB record for strikeouts-per-9.0 (13.82), besting **LHP Randy Johnson**, who held the previous record for K's-per-9.0 (13.41) in his Cy Young 2001 season in ARI.
- with 212.1 innings pitched, he tossed the fewest innings of anyone with 300+ K's... the last record was 213.1 IP by **RHP Pedro Martinez** in 1999.
- he had 21 double-digit strikeout games this season, which led the Majors and was a club record...he's just the fourth pitcher in MLB history to have 21+ double-digit strikeout games, joining **LHP Sandy Koufax**, **RHP Nolan Ryan** and **LHP Randy Johnson** (3x).
- in his final nine starts of the season, he posted double digit strikeout games, which is a Major League record.

SEARCHING FOR CY: Cy Young winner **RHP Justin Verlander** led the Majors in WHIP (0.80), opponent batting average (.172), wins (21) and innings pitched (223) and ranked second in the AL in ERA (2.58)...in the expansion era (since 1961), Verlander's WHIP was the second-lowest by a starting pitcher for a single season, trailing only **RHP Pedro Martinez's** 2000 season (0.74 WHIP)... Verlander also won the 2011 Cy Young and has three runner-up finishes for the award.



2019 CLUB NOTES

JV 3K: RHP Justin Verlander became just the 18th pitcher in MLB history to reach 3,000 strikeouts on Sept. 28 at LAA...here are just a few notes on his performance:

- he struck out 12 Angels that night, exactly the amount he needed to reach 300 strikeouts for the season, which is a career high.
- his 3,000th strikeout was his sixth on the night, a swinging strikeout of Angels RF Kole Calhoun, who reached first on a wild pitch...oddly enough, this marked just the third of Verlander's 3,006 strikeouts in which the batter reached first base.
- he's just the second pitcher in MLB history to reach 300 strikeouts for a season and 3,000 strikeouts for a career within the same game, joining LHP Randy Johnson, who did so on Sept. 10, 2000 at FLA, while pitching for the Diamondbacks.
- of the 17 other pitchers to reach 3,000 strikeouts, 14 are in the Hall of Fame and one is active, LHP CC Sabathia...Verlander is now one of five pitchers with 3,000 strikeouts to pitch for the Houston franchise, joining RHP Nolan Ryan (5,714), LHP Randy Johnson (4,875), RHP Roger Clemens (4,672) and RHP Curt Schilling (3,116).
- he reached strikeout number 3,000 on inning number 2,979.2 and in his 453rd game...per Elias, Verlander is the fourth quickest to 3,000 strikeouts by innings and the fifth quickest in terms of games.

EXCLUSIVE COMPANY: RHP Gerrit Cole and RHP Justin Verlander, who finished the season ranking first and second in the Majors in strikeouts, also finished their season ranking in the top five in franchise history in strikeouts for a single season...Cole's 326 strikeouts established a franchise record, while Verlander's 300 rank fifth all-time.

ASTROS STRIKEOUT LEADERS IN A SINGLE SEASON

- | | |
|-----------------------------|-----------------------------|
| 1. G. Cole (2019): 326 | 4. J.R. Richard (1978): 303 |
| 2. J.R. Richard (1979): 313 | 5. J. Verlander (2019): 300 |
| 3. M. Scott (1986): 306 | 6. J. Verlander (2018): 290 |

THE 300: RHP Gerrit Cole and RHP Justin Verlander are the second pair of pitchers in Major League Baseball's modern era (since 1900) to each surpass 300 strikeouts in the same season, joining LHP Randy Johnson (334) and RHP Curt Schilling (316), who did so for the 2002 Diamondbacks...Cole and Verlander's combined total of 626 were the third-highest total for a pair of teammates since 1900, trailing only the 2001 season (665) and 2002 season (650) orchestrated by Johnson and Schilling.

ROOKIE LEADER: AL Rookie of the Year winner DH Yordan Alvarez hit 27 homers this season, which is a rookie club record...among MLB rookies, Alvarez ranked first in OBP (.412), SLG (.655) and OPS (1.067) with his OPS being the highest posted by a rookie in MLB history, besting Shoeless Joe Jackson, who posted a 1.058 OPS for the 1911 Cleveland Naps (min. 350 PA).

SECOND-HALF SURGE: 2B Jose Altuve led the American League in hits (93) and total bases (178) after the All-Star Break...his 21 second-half HR ranked tied for third in the AL and gave him 31 in 2019, a career high and the franchise record for homers by a second baseman, besting Jeff Kent (27 HR in 2004).

AIR YORDAN: DH Yordan Alvarez posted 78 RBI in his 87 games this season, which ranks as the seventh-highest RBI total thru a player's first 87 games in MLB history, trailing only Walt Dropo (95 RBI in 1950), Ted Williams (86 RBI in 1939), Joe DiMaggio (85 RBI in 1936) and three other players in Major League history...in Astros history, Alvarez's 78 RBI ranked second among rookies, trailing only the 1991 season by Jeff Bagwell, who collected 82 RBI in his 156 games played...Bagwell won the Rookie of the Year that season.

FASTEST TO 1,500: 2B Jose Altuve tallied his 1,500th career hit with a homer on July 28 at STL...Altuve reached the milestone in his 1,190th career game, which is the fastest in franchise history and the fastest by an active player, surpassing Albert Pujols (1,213th gm)...the last player to reach that total faster was Ichiro Suzuki (1,060th gm, July 29, 2007).

MR. 200: RHP Zack Greinke became the 115th pitcher in Major League history to reach 200 career victories this season, doing so on Aug. 18 at OAK...he became just the third active pitcher to reach that mark joining LHP CC Sabathia (251) and RHP Justin Verlander (225)...Greinke finished his season with the Astros going 8-1 with a 3.02 ERA (21ER/62.2IP) in 10 starts after his acquisition by Houston.

PiNA POWER! IF Yuli Gurriel hit 26 homers with 72 RBI in his final 73 games, hitting .338 (95x281) in that time frame...from the date this run started, June 23, through the end of the season, Gurriel ranked tied for first in the AL in RBI, second in batting average, second in SLG (.694), third in OPS (1.087) and third in homers...this run helped Gurriel set a career high with 104 RBI.

TABLE OF
CONTENTS

PLAYERS

PLAYER
DEVELOPMENT

2019 REVIEW

OPPONENTS

HISTORY
AND RECORDS

SPRING TRAINING

MEDIA
INFORMATIONMINUTE MAID
PARK

2019 CLUB NOTES

THE HOT CORNERS: 1B Yuli Gurriel (104 RBI) and teammate MVP candidate 3B Alex Bregman (112 RBI) are the first pair of Astros to reach 100+ RBI in the same season since Lance Berkman (106) and Carlos Lee (100) did so in 2008...Bregman and Gurriel were one of five pairs of teammates to reach the 100-mark in the Majors this season.

WILL POWER: RHP Will Harris, who pitched out of the Astros bullpen for five seasons (2015-19), had a career year in 2019, posting a 4-1 record with four saves and a 1.50 ERA (10ER/60IP) in 68 appearances...his ERA was tops in the AL by a reliever this season and set a franchise record for a single season, besting RHP Don McMahon, who posted a 1.53 ERA in 51 appearances for the Colt .45s in 1962.

YOUTH IS SAVED: RHP Roberto Osuna recorded 38 saves on the season, which led the AL and ranked sixth all-time in franchise history...he pitched the entire season at 24 years old and became the youngest pitcher in MLB history to reach 150 career saves...RHP Craig Kimbrel previously held that distinction at 25 years and 354 days old.

THE KING: RHP Ryan Pressly put together a Major League-record 40 consecutive scoreless appearances from Aug. 15, 2018-May 20, 2019, besting a 38-game streak by RHP Craig Kimbrel, set in 2011...within this run, Pressly also set a franchise record scoreless innings streak (39IP), which ties as the second-longest by a reliever in the expansion era (since 1961)...he tied RHP Brad Ziegler (39IP in 2008) and trailed only RHP Gregg Olson (41IP from 1989-90).

LEADING MAN: OF George Springer reached career highs in homers (39) and RBI (96) despite missing 27 team games to injury...of those 39 homers, 12 were leadoff shots, which led the Majors and finished one shy of the Major League record held by Alfonso Soriano, who hit 13 leadoff HR for the Yankees in 2003...Springer is the third players in MLB history to hit 12+ leadoff homers in a season, also Soriano (2x) and Brady Anderson (1996 with BAL).

TAG TEAM: OF George Springer (39 HR) and 3B Alex Bregman (41 HR) are just the second pair of Astros teammates to reach 35-or-more homers in the same season, joining 1B Jeff Bagwell (47 HR) and OF Richard Hidalgo (44 HR) in the 2000 season...Springer and Bregman are the only teammates in the Majors this season to hit 39-or-more homers.

REMEMBER BACK THEN: The 2019 Astros featured two players remaining from the 2013 Astros, which finished 51-111: 2B Jose Altuve and RHP Brad Peacock...additionally, C Max Stassi played in 31 games for the 2019 Astros before a midseason trade to Anaheim.

EXTRA SALAMI: On April 12 at SEA, the Astros hit two grand slams in a single game for the third time in club history:

DATE	PLAYERS
4/12/19 at SEA	Jose Altuve/Yuli Gurriel
6/8/14 at MIN	Chris Carter/Jonathan Singleton
7/30/69 at NYM	Jimmy Wynn/Denis Menke

THE MEXICO SERIES: The Astros swept the Angels in Monterrey in the two-game Mexico Series from May 4-5, outscoring them 24-6...this series marked the Astros first regular season games outside the United States or Canada in franchise history.

CUBAN CONNECTION: When RHP Rogelio Armenteros made his MLB debut on June 14, he became the fifth Cuban-born player to appear in a game for the Astros this season, also OF Yordan Alvarez, IF Aledmys Diaz, IF Yuli Gurriel and LHP Cionel Pérez...the Astros became the first team to play five Cubans in the same season since the 1969 Reds used IF Mike de la Hoz, RHP Camilo Pascual, IF Tony Perez, RHP Pedro Ramos and IF Chico Ruiz.

BACK-TO-BACK HOMERS: For just the seventh time in franchise history, the Astros connected for back-to-back-to-back home runs on July 19 vs. TEX with 2B Jose Altuve, 3B Alex Bregman and DH Yordan Alvarez turning the trick...overall, the Astros hit 13 sets of back-to-back homers on the season, the most they've ever hit in a single season, besting the 12 in 2000.

TRADE WINDS: The Astros made four trades at the trading deadline, July 31, acquiring C Martin Maldonado from the Cubs, RHP Zack Greinke from the Diamondbacks, and RHP Joe Biagini, RHP Aaron Sanchez and minor league OF Cal Stevenson from the Blue Jays...Houston also sent C Max Stassi to the Angels in exchange for two minor league outfielders.

THE COMBINED NO-NO: On Aug. 3 vs. SEA, RHP Aaron Sanchez (6IP), RHP Will Harris (1IP), RHP Joe Biagini (1IP) and RHP Chris Devenski (1IP) combined to toss the 12th no-hitter in franchise history...Sanchez, Biagini and starting catcher Martin Maldonado had all been acquired three days earlier, making this no-hitter especially unique.

2019 CLUB NOTES

23 RUNS! The Astros downed the Orioles on Aug. 10 at BAL in a 23-2 final...the offense was historic on many levels:

- the 23 runs scored set a franchise record, besting a 21-5 win on Oct. 2, 2015 at ARI... it was also the most runs scored by a Major League team this season.
- their 21-run win marked their largest in franchise history.
- the Astros 50 total bases set a franchise record and marked just the 16th time in MLB history for a team to reach 50 total bases in a game.
- the Astros 25 hits tied their franchise record, reached only twice before, both during the 1976 season.
- SS Carlos Correa** hit a 474' home run, the longest of his career and the longest hit at Camden Yards in the Statcast era (since 2015).
- DH Yordan Alvarez** recorded career highs in home runs (3) and RBI (7)...he's the first rookie in club history to have a three-homer game and the second to have a seven RBI game, also **C J.R. Towles** on Sept. 20, 2007 vs. STL (8 RBI).
- Alvarez was also the first Astro to have a three-homer game in the regular season since **Carlos Lee** on April 13, 2007 at PHI...he's also the seventh-youngest player (22.044) in MLB history to have a three-homer game.

JV'S GEM: The Astros went old school for their second no-hitter as **RHP Justin Verlander** dominated the Blue Jays on Sept. 1 at TOR, fanning 14 in the outing...he became the sixth pitcher in MLB history with at least three career no-hitters, joining **Nolan Ryan** (7), **Sandy Koufax** (4), **Bob Feller** (3), **Cy Young** (3) and **Larry Corcoran** (3)...**C Robinson Chirinos** was behind the dish for Verlander's gem and for all 34 of his starts.

MR. IMMACULATE: **RHP Will Harris** tossed an immaculate inning on Sept. 27 at LAA, as he struck out the side on nine pitches...it marked the sixth in Astros history and the first since **RHP Brandon Backe** did so on April 15, 2004 vs. MIL.

ASTROS HALL OF FAME: The Astros Hall of Fame, presented by Houston Methodist, opened in March for the first time on the main course at Minute Maid Park...the inaugural Hall of Fame class included 16 former Astros players and personnel who were inducted in an on-field ceremony on August 6...2019 inductees included **Bob Aspromonte**, **Jeff Bagwell**, **Craig Biggio**, **Jose Cruz**, **Larry Dierker**, **Gene Elston**, **Milo Hamilton**, **Joe Morgan**, **Joe Niekro**, **Shane Reynolds**, **J.R. Richard**, **Nolan Ryan**, **Mike Scott**, **Jim Umbricht**, **Don Wilson** and **Jimmy Wynn**.

THE ASTROS CHARITY GAME: The Astros Foundation and AT&T SportsNet raised \$500,000 during the fourth-annual Astros Foundation Charity Game and live broadcast, doubling last year's efforts...all funds raised benefited the Astros Foundation's Childhood Cancer efforts.

KNOTLESS NETTING: In August, the Astros replaced all lower bowl netting with knotless netting, which allows for an improved viewing experience for fans...the netting was also extended further down the left-field and right-field lines, increasing the number of seats that are located behind the netting.

THE HOUSTON OPEN: The Astros Golf Foundation was formed to operate the Houston Open with three key objectives: to ensure the PGA TOUR event remains in Houston, bring the tournament back to its glory and into the heart of the city, and provide much needed resources and funds to the citizens and community of Houston through park improvements, charitable fundraising and investing in youth...this year's tournament, which was held from Oct. 7-13, was the 72nd Houston Open and the 17th and final time the tournament would be played in Humble at the Golf Club of Houston, before moving to the newly renovated course at Memorial Park in 2020...proceeds from this tournament benefit the Astros Foundation.

MEDIA WALL OF HONOR: Franchise icon **Larry Dierker** was inducted into the Houston Baseball Media Wall of Honor in a pregame ceremony on Sept. 22, which was his 73rd birthday and the 55th anniversary of his Major League debut, which came as an 18-year old for the Houston Colt .45s in 1964...Dierker had an esteemed broadcasting career, calling Astros games on radio and television for a total of 20 seasons (1979-96, 2004-05).

RECORD BY DAY

MON.	TUES.	WED.	THUR.	FRI.
11-4	18-8	11-13	7-10	19-7
SAT.	SUN.			
20-7	21-6			

RECORD BY MONTH

MARCH/APRIL	MAY	JUNE	JULY
18-12	20-8	15-12	16-8
AUGUST	SEPTEMBER		
19-9	19-6		

ATTENDANCE

Home:	2,857,367 (81 games)
Home Average:	35,276
Road:	2,104,192 (79 dates/81 games)
Road Average:	25,977

TABLE OF
CONTENTS

PLAYERS

PLAYER
DEVELOPMENT

2019 REVIEW

OPPONENTS

HISTORY
AND RECORDS

SPRING TRAINING

MEDIA
INFORMATIONMINUTE MAID
PARK



2019 ASTROS DAY-BY-DAY

Date	G#	Opp.	W-L/Score	Rec.	Pos.	GB	Astros POR	Opp. POR	Save	Attend.	Hm. Atten.
3/28	1	@TB	W 5-1	1-0	T-2nd	1.0	Verlander (1-0)	Snell (0-1)	-	25,025*	-
3/29	2	@TB	L 2-4	1-1	T-2nd	1.0	Cole (0-1)	Morton (1-0)	Alvarado (1)	13,059	-
3/30	3	@TB	L 1-3	1-2	T-4th	2.0	McHugh (0-1)	Glasnow (1-0)	Alvarado (2)	16,010	-
3/31	4	@TB	L 1-3	1-3	T-4th	3.0	Miley (0-1)	Chirinos (1-0)	Castillo (1)	18,473	-
4/1	5	@TEX	W 2-1	2-3	4th	3.0	Peacock (1-0)	Sampson (0-1)	Osuna (1)	18,056	-
4/2	6	@TEX	L 4-6	2-4	4th	4.0	Valdez (0-1)	Kelley (1-0)	Leclerc (2)	17,907	-
4/3	7	@TEX	L 0-4	2-5	4th	4.5	Cole (0-2)	Minor (1-1)	-	22,265	-
4/5	8	OAK	W 3-2	3-5	4th	3.5	McHugh (1-1)	Montas (1-0)	Osuna (2)	43,165*	43,165
4/6	9	OAK	W 6-0	4-5	4th	3.5	Miley (1-1)	Brooks (1-1)	-	34,487	77,952
4/7	10	OAK	W 9-8	5-5	T-2nd	3.5	Osuna (1-0)	Treinen (0-1)	-	34,902	112,854
4/8	11	NY Yankees	W 4-3	6-5	2nd	3.5	Pressly (1-0)	Ottavino (1-1)	Osuna (3)	27,631	140,485
4/9	12	NY Yankees	W 6-3	7-5	2nd	3.5	Rondón (1-0)	Green (0-2)	Osuna (4)	31,009	171,194
4/10	13	NY Yankees	W 8-6	8-5	2nd	3.5	McHugh (2-1)	Paxton (1-2)	Pressly (1)	27,685	198,879
4/12	14	@SEA	W 10-6	9-5	2nd	3.0	Peacock (2-0)	Armstrong (0-1)	Osuna (5)	30,969	-
4/13	15	@SEA	W 3-1	10-5	2nd	2.0	Verlander (2-0)	Hildenberger (1-1)	Osuna (6)	30,533	-
4/14	16	@SEA	W 3-2	11-5	2nd	0.5	Cole (1-2)	Brennan (1-1)	Osuna (7)	29,237	-
4/16	17	@OAK	W 9-1	12-5	1st	(0.5)	McHugh (3-1)	Estrada (0-2)	-	12,270	-
4/17	18	@OAK	L 1-2	12-6	T-1st	-	Miley (1-2)	Montas (3-1)	Treinen (6)	11,323	-
4/19	19	@TEX	W 7-2	13-6	T-1st	-	Verlander (3-0)	Smyly (0-2)	-	35,649	-
4/20	20	@TEX	L 4-9	13-7	2nd	1.0	Cole (1-3)	Kelley (3-0)	-	39,636	-
4/21	21	@TEX	L 10-11	13-8	2nd	1.0	McHugh (3-2)	Miller (1-1)	Kelley (1)	26,225	-
4/22	22	MIN	L 5-9	13-9	2nd	1.5	Peacock (2-1)	Odorizzi (2-2)	-	34,518	233,397
4/23	23	MIN	W 10-4	14-9	2nd	0.5	Rondón (2-0)	Hildenberger (2-1)	-	29,409	262,806
4/24	24	MIN	W 7-1	15-9	1st	(0.5)	Verlander (4-0)	Stewart (0-1)	-	26,582	289,388
4/25	25	CLE	L 1-2	15-10	2nd	0.5	Cole (1-4)	Bauer (3-1)	Hand (7)	24,948	314,336
4/26	26	CLE	L 3-6	15-11	2nd	1.5	Rondón (2-1)	Climer (2-1)	Hand (8)	38,084	352,420
4/27	27	CLE	W 4-3 (10)	16-11	2nd	0.5	Osuna (2-0)	Climer (2-2)	-	38,667	391,087
4/28	28	CLE	W 4-1	17-11	1st	(0.5)	Valdez (1-1)	Carrasco (2-3)	Pressly (2)	31,025	422,112
4/29	29	@MIN	L 0-1	17-12	T-1st	-	Verlander (4-1)	Odorizzi (3-2)	Parker (6)	12,615	-
4/30	30	@MIN	W 11-0	18-12	1st	(1.0)	Cole (2-4)	Pineda (2-2)	-	12,181	-
5/1	31	@MIN	L 2-6	18-13	1st	(1.0)	McHugh (3-3)	Pérez (4-0)	-	14,115	-
5/2	32	@MIN	L 2-8	18-14	1st	(0.5)	Peacock (2-2)	Berrios (5-1)	-	17,271	-
5/4	33	@LAA (MX)	W 14-2	19-14	1st	(2.0)	Miley (2-2)	Cahill (1-3)	-	18,177	-
5/5	34	@LAA (MX)	W 10-4	20-14	1st	(2.0)	Verlander (5-1)	Harvey (1-3)	-	17,614	-
5/6	35	KC	W 6-4	21-14	1st	(3.0)	Cole (3-4)	Junis (3-3)	Osuna (8)	27,079	449,191
5/7	36	KC	L 2-12	21-15	1st	(3.0)	McHugh (3-4)	Duffy (1-1)	-	30,377	479,568
5/8	37	KC	W 9-0	22-15	1st	(3.0)	Peacock (3-2)	López (0-4)	-	22,698	502,266
5/9	38	TEX	W 4-2	23-15	1st	(4.0)	Miley (3-2)	Minor (3-3)	Osuna (9)	26,657	528,923
5/10	39	TEX	W 3-0	24-15	1st	(5.0)	Verlander (6-1)	Lynn (3-3)	Osuna (10)	33,023	561,946
5/11	40	TEX	W 11-4	25-15	1st	(5.5)	Cole (4-4)	Smyly (0-3)	-	35,849	597,795
5/12	41	TEX	W 15-5	26-15	1st	(6.5)	Martin (1-0)	Sampson (0-3)	-	41,027*	638,822
5/13	42	@DET	W 8-1	27-15	1st	(6.5)	Peacock (4-2)	Boyd (4-3)	-	15,086	-
5/14	43	@DET	W 11-4	28-15	1st	(7.0)	Miley (4-2)	Carpenter (0-2)	-	14,261	-
5/15	44	@DET	W 5-1	29-15	1st	(7.5)	Verlander (7-1)	Soto (0-2)	-	15,940	-
5/17	45	@BOS	W 3-1	30-15	1st	(8.5)	Harris (1-0)	Porcello (3-4)	Osuna (11)	35,558	-
5/18	46	@BOS	W 7-3	31-15	1st	(8.5)	James (1-0)	Velázquez (1-3)	-	36,887	-
5/19	47	@BOS	L 3-4	31-16	1st	(8.5)	Walden (6-0)	Valdez (1-2)	Workman (1)	35,796	-
5/20	48	CWS	W 3-0	32-16	1st	(8.5)	Peacock (5-2)	Burr (1-1)	Osuna (12)	24,364	663,186
5/21	49	CWS	W 5-1	33-16	1st	(8.5)	Verlander (8-1)	Covey (0-3)	-	31,392	694,578
5/22	50	CWS	L 4-9	33-17	1st	(7.5)	Cole (4-5)	Nova (3-4)	-	30,237	724,815
5/23	51	CWS	L 0-4	33-18	1st	(7.0)	Martin (1-1)	Giolito (6-1)	-	26,073	750,888
5/24	52	BOS	W 4-3	34-18	1st	(7.0)	Miley (5-2)	Sale (1-6)	Osuna (13)	35,606	786,494
5/25	53	BOS	W 4-3	35-18	1st	(7.5)	Osuna (3-0)	Barnes (2-1)	-	40,722	827,216
5/26	54	BOS	L 1-4	35-19	1st	(6.5)	Verlander (8-2)	Rodriguez (5-2)	Walden (1)	41,502*	868,718
5/27	55	CHC	W 6-5	36-19	1st	(6.5)	Cole (5-5)	Hamel (4-1)	Osuna (14)	42,135*	910,853
5/28	56	CHC	W 9-6	37-19	1st	(7.5)	James (2-0)	Lester (3-4)	Osuna (15)	31,030	941,883
5/29	57	CHC	L 1-2	37-20	1st	(7.5)	Miley (5-3)	Hendricks (5-4)	Cishek (5)	33,243	975,126
5/31	58	@OAK	W 3-2	38-20	1st	(8.5)	Rondón (3-1)	Trivino (2-2)	Osuna (16)	14,519	-
6/1	59	@OAK	W 5-1	39-20	1st	(8.5)	Verlander (9-2)	Anderson (6-4)	-	20,425	-
6/2	60	@OAK	W 6-4 (12)	40-20	1st	(8.5)	James (3-0)	Trivino (2-3)	-	23,144	-
6/3	61	@SEA	W 4-2	41-20	1st	(9.0)	Valdez (2-2)	Gearrin (0-2)	Pressly (3)	11,825	-
6/4	62	@SEA	W 11-5	42-20	1st	(10.0)	Guduan (1-0)	Brennan (2-4)	-	12,208	-
6/5	63	@SEA	L 1-14	42-21	1st	(9.0)	Peacock (5-3)	Leake (5-6)	-	13,652	-
6/6	64	@SEA	W 8-7 (14)	43-21	1st	(9.0)	Devenski (1-0)	Festa (0-1)	-	20,258	-
6/7	65	BAL	W 4-3 (11)	44-21	1st	(10.0)	Pérez (1-0)	Kline (1-3)	-	35,414	1,010,540
6/8	66	BAL	L 1-4	44-22	1st	(8.5)	Harris (1-1)	Fry (1-3)	Castro (2)	38,425	1,048,965
6/9	67	BAL	W 4-0	45-22	1st	(9.0)	Miley (6-3)	Bundy (3-7)	Osuna (17)	35,621	1,084,586
6/11	68	MIL	W 10-8	46-22	1st	(9.0)	Peacock (6-3)	Peralta (3-3)	-	35,928	1,120,514
6/12	69	MIL	L 3-6 (14)	46-23	1st	(9.5)	Pérez (1-1)	Houser (2-1)	-	40,032	1,160,546
6/14	70	TOR	W 15-2	47-23	1st	(9.5)	Cole (6-5)	Sanchez (3-8)	Armenteros (1)	34,719	1,195,265
6/15	71	TOR	W 7-2	48-23	1st	(9.5)	Valdez (3-2)	Richard (0-3)	-	38,012	1,233,277
6/16	72	TOR	L 0-12	48-24	1st	(9.5)	Peacock (6-4)	Thornton (2-5)	-	42,174*	1,275,451
6/17	73	@CIN	L 2-3	48-25	1st	(8.5)	Miley (6-4)	Castillo (7-1)	Lorenzen (3)	22,745	-
6/18	74	@CIN	L 3-4	48-26	1st	(8.5)	Verlander (9-3)	DeSclafani (4-3)	Lorenzen (4)	25,347	-
6/19	75	@CIN	L 2-3	48-27	1st	(8.5)	Osuna (3-1)	Bowman (1-0)	-	24,777	-
6/20	76	@NYY	L 6-10	48-28	1st	(7.5)	Valdez (3-3)	Cortes Jr. (2-0)	Chapman (20)	41,030	-
6/21	77	@NYY	L 1-4	48-29	1st	(7.5)	Peacock (6-5)	Paxton (5-3)	Chapman (21)	41,166	-
6/22	78	@NYY	L 5-7	48-30	1st	(6.5)	Pressly (1-1)	Holder (5-2)	-	46,034	-
6/23	79	@NYY	W 9-4	49-30	1st	(6.5)	Verlander (10-3)	Britton (3)	-	46,769	-
6/25	80	PIT	W 5-1	50-30	1st	(6.5)	Cole (7-5)	Williams (2-2)	-	37,193	1,312,644
6/26	81	PIT	L 2-14	50-31	1st	(5.5)	Valdez (3-4)	Agrazal (1-0)	-	39,312	1,351,956
6/27	82	PIT	L 0-10	50-32	1st	(4.5)	Peacock (6-6)	Musgrove (6-7)	-	38,943	1,390,899

2019 ASTROS DAY-BY-DAY

Date	G#	Opp.	W-L/Score	Rec.	Pos.	GB	Astros POR	Opp. POR	Save	Attend.	Hm. Atten.
6/28	83	SEA	W 2-1 (10)	51-32	1st	(4.5)	Harris (2-1)	Festa (0-2)	-	32,628	1,423,717
6/29	84	SEA	W 6-5 (10)	52-32	1st	(5.5)	Devenski (2-0)	Elias (2-1)	-	35,082	1,458,799
6/30	85	SEA	W 6-1	53-32	1st	(6.5)	Cole (8-5)	Gonzales (9-7)	-	32,485	1,491,284
7/2	86	@COL	W 9-8	54-32	1st	(7.0)	Harris (3-1)	McGee (0-1)	Osuna (18)	47,864*	-
7/3	87	@COL	W 4-2	55-32	1st	(7.5)	Miley (7-4)	Lambert (2-1)	Osuna (19)	48,308*	-
7/5	88	LAA	L 4-5	55-33	1st	(6.5)	Verlander (10-4)	Peña (6-2)	Robles (12)	41,219*	1,532,503
7/6	89	LAA	W 4-0	56-33	1st	(7.5)	Cole (9-5)	Heaney (1-3)	-	39,470	1,571,973
7/7	90	LAA	W 11-10 (10)	57-33	1st	(7.5)	Pressly (2-1)	Cole (0-1)	-	37,264	1,609,237
7/9	All-Star Game (Cleveland)										
7/11	91	@TEX	L 0-5	57-34	1st	(7.0)	Valdez (3-5)	Lynn (12-4)	-	37,964	-
7/12	92	@TEX	L 8-9	57-35	1st	(6.0)	Osuna (3-2)	Kelley (5-2)	-	32,322	-
7/13	93	@TEX	W 7-6 (11)	58-35	1st	(6.0)	James (4-0)	Martin (1-1)	Osuna (20)	42,452	-
7/14	94	@TEX	W 12-4	59-35	1st	(6.0)	Verlander (11-4)	Jurado (5-5)	-	27,916	-
7/15	95	@LAA	L 6-9	59-36	1st	(5.5)	Valdez (3-6)	Anderson (3-0)	Robles (14)	35,431	-
7/16	96	@LAA	L 2-7	59-37	1st	(4.5)	Rondón (3-2)	Ramirez (4-1)	-	42,678	-
7/17	97	@LAA	W 11-2	60-37	1st	(4.5)	Cole (10-5)	Peña (7-3)	-	35,738	-
7/18	98	@LAA	W 6-2	61-37	1st	(5.5)	Miley (8-4)	Harvey (3-5)	-	35,928	-
7/19	99	TEX	W 4-3	62-37	1st	(5.5)	Verlander (12-4)	Minor (8-5)	Osuna (21)	42,287*	1,651,524
7/20	100	TEX	W 6-1	63-37	1st	(5.5)	Urquidy (1-0)	Jurado (5-6)	-	41,643*	1,693,167
7/21	101	TEX	W 5-3	64-37	1st	(6.5)	Armenteros (1-0)	Lynn (12-6)	Osuna (22)	37,655	1,730,822
7/22	102	OAK	W 11-1	65-37	1st	(7.5)	Cole (11-5)	Bailey (8-7)	-	41,534*	1,772,356
7/23	103	OAK	L 3-4 (11)	65-38	1st	(6.5)	McHugh (3-5)	Petit (3-2)	-	39,204	1,811,560
7/24	104	OAK	W 4-2	66-38	1st	(7.5)	Verlander (13-4)	Bassitt (7-5)	Osuna (23)	41,838*	1,853,398
7/26	105	@STL	L 3-5	66-39	1st	(8.0)	Pressly (2-2)	Miller (4-4)	Martinez (10)	44,724	-
7/27	106	@STL	W 8-2	67-39	1st	(8.0)	Cole (12-5)	Ponce de Leon (1-1)	-	46,518	-
7/28	107	@STL	W 6-2	68-39	1st	(8.0)	Miley (9-4)	Hudson (10-5)	-	46,714	-
7/30	108	@CLE	W 2-0	69-39	1st	(8.0)	Verlander (14-4)	Bieber (10-4)	Osuna (24)	21,589	-
7/31	109	@CLE	L 4-10	69-40	1st	(8.0)	Urquidy (1-1)	Plesac (6-3)	-	23,961	-
8/1	110	@CLE	W 7-1	70-40	1st	(8.0)	Cole (13-5)	Salazar (0-1)	-	21,536	-
8/2	111	SEA	W 10-2	71-40	1st	(8.5)	Miley (10-4)	Kikuchi (4-8)	-	41,444*	1,894,842
8/3	112	SEA	W 9-0	72-40	1st	(8.5)	Sanchez (4-14)	Gonzales (12-9)	-	37,059	1,931,901
8/4	113	SEA	W 3-1	73-40	1st	(8.5)	Verlander (15-4)	Milone (1-6)	Osuna (25)	39,667	1,971,568
8/6	114	COL	W 11-6	74-40	1st	(9.0)	Greinke (11-4)	Gonzalez (0-4)	-	43,243*	2,014,811
8/7	115	COL	W 14-3	75-40	1st	(10.0)	Cole (14-5)	Lambert (2-2)	-	35,566	2,050,387
8/9	116	@BAL	W 3-2	76-40	1st	(10.0)	Miley (11-4)	Bundy (5-12)	Osuna (26)	19,407	-
8/10	117	@BAL	W 23-2	77-40	1st	(11.0)	Sanchez (5-14)	Brooks (2-6)	-	21,903	-
8/11	118	@BAL	L 7-8	77-41	1st	(10.0)	Osuna (3-3)	Bleier (3-0)	-	17,979	-
8/13	119	@CWS (1)	W 6-2	78-41	1st	(10.5)	Greinke (12-4)	Cease (2-5)	-	19,559	-
8/13	120	@CWS (2)	L 1-4	78-42	1st	(10.5)	Devenski (2-1)	Nova (8-9)	-	18,889	-
8/14	121	@CWS	L 9-13	78-43	1st	(9.5)	Pressly (2-3)	Colomé (4-2)	-	18,889	-
8/15	122	@OAK	L 6-7	78-44	1st	(8.5)	Devenski (2-2)	Diekmann (1-6)	Hendriks (14)	15,323	-
8/16	123	@OAK	L 2-3	78-45	1st	(7.5)	Sneed (0-1)	Trivino (4-5)	-	22,768	-
8/17	124	@OAK	L 4-8	78-46	1st	(6.5)	Armenteros (1-1)	Bassitt (9-5)	-	21,428	-
8/18	125	@OAK	W 4-1	79-46	1st	(7.5)	Greinke (13-4)	Anderson (10-9)	Osuna (27)	22,372	-
8/19	126	DET	W 5-4	80-46	1st	(8.0)	Miley (12-4)	Jackson (3-6)	Osuna (28)	40,499	2,090,866
8/20	127	DET	W 6-3	81-46	1st	(8.0)	Peacock (7-6)	Turnbull (3-12)	Osuna (29)	30,143	2,121,029
8/21	128	DET	L 1-2	81-47	1st	(7.0)	Verlander (15-5)	Farmer (5-4)	Jiménez (4)	29,567	2,150,596
8/22	129	DET	W 6-3	82-47	1st	(7.0)	Cole (15-5)	Zimmermann (1-9)	Osuna (30)	27,220	2,177,816
8/23	130	LAA	W 5-4	83-47	1st	(7.5)	Greinke (14-4)	Suarez (2-5)	Osuna (31)	35,201	2,213,017
8/24	131	LAA	W 5-2	84-47	1st	(8.5)	Miley (13-4)	Peters (3-2)	Harris (1)	37,862	2,250,879
8/25	132	LAA	W 11-2	85-47	1st	(9.0)	Valdez (4-6)	Barria (4-7)	-	38,989	2,289,868
8/27	133	TB	W 15-1	86-47	1st	(9.0)	Verlander (16-5)	Morton (13-6)	-	28,454	2,318,322
8/28	134	TB	W 8-6	87-47	1st	(10.0)	Harris (4-1)	Castillo (2-8)	-	25,539	2,343,861
8/29	135	TB	L 8-9	87-48	1st	(9.0)	Devenski (2-3)	De León (1-0)	Pagán (15)	33,051	2,376,912
8/30	136	@TOR	W 7-4	88-48	1st	(9.0)	McHugh (4-5)	Thornton (4-9)	-	25,289	-
8/31	137	@TOR	L 4-6	88-49	1st	(9.0)	Valdez (4-7)	Buchholz (1-3)	Giles (18)	26,414	-
9/1	138	@TOR	W 2-0	89-49	1st	(10.0)	Verlander (17-5)	Giles (2-3)	-	24,104	-
9/2	139	@MIL	W 3-2 (10)	90-49	1st	(10.5)	Osuna (4-3)	Guerra (8-5)	James (1)	39,046	-
9/3	140	@MIL	L 2-4	90-50	1st	(9.0)	Greinke (14-5)	Lyles (10-8)	Hader (28)	29,335	-
9/5	141	SEA	W 11-9 (13)	91-50	1st	(9.0)	James (5-0)	Wisler (1-2)	-	27,822	2,404,734
9/6	142	SEA	W 7-4	92-50	1st	(9.5)	Smith (1-0)	Milone (3-9)	Osuna (32)	33,149	2,437,883
9/7	143	SEA	W 2-1	93-50	1st	(9.5)	Verlander (18-5)	Adams (1-2)	Harris (2)	41,958*	2,479,841
9/8	144	SEA	W 21-1	94-50	1st	(9.5)	Cole (16-5)	Hernández (1-6)	-	35,569	2,515,410
9/9	145	OAK	W 15-0	95-50	1st	(10.5)	Greinke (15-5)	Fiers (4-4)	-	38,289	2,553,699
9/10	146	OAK	L 7-21	95-51	1st	(9.5)	Miley (13-5)	Roark (4-1)	Mengden (1)	32,100	2,585,799
9/11	147	OAK	L 3-5	95-52	1st	(8.5)	James (5-1)	Anderson (12-9)	Hendriks (20)	32,938	2,618,737
9/12	148	OAK	L 2-3	95-53	1st	(7.5)	Verlander (18-6)	Bailey (13-8)	Hendriks (21)	34,024	2,652,761
9/13	149	@KC	W 4-1	96-53	1st	(7.5)	Cole (17-5)	Fillymer (0-2)	Osuna (33)	20,593	-
9/14	150	@KC	W 6-1	97-53	1st	(7.5)	Greinke (16-5)	Montgomery (3-9)	-	20,716	-
9/15	151	@KC	W 12-3	98-53	1st	(7.5)	Miley (14-5)	Junis (9-14)	-	17,205	-
9/17	152	TEX	W 4-1	99-53	1st	(8.0)	Verlander (19-6)	Lynn (14-11)	Osuna (34)	39,650	2,692,411
9/18	153	TEX	W 3-2	100-53	1st	(8.0)	Cole (18-5)	Allard (4-1)	Osuna (35)	38,417	2,730,828
9/20	154	LAA	W 6-4	101-53	1st	(8.0)	Greinke (17-5)	Barria (4-10)	Osuna (36)	40,106	2,770,934
9/21	155	LAA	L 4-8	101-54	1st	(7.0)	Miley (14-6)	Bard (3-2)	-	43,264*	2,814,198
9/22	156	LAA	W 13-5	102-54	1st	(8.0)	Verlander (20-6)	Rodriguez (0-1)	-	43,169*	2,857,367
9/24	157	@SEA	W 3-0	103-54	1st	(9.0)	Cole (19-5)	Milone (4-10)	Osuna (37)	11,259	-
9/25	158	@SEA	W 3-0	104-54	1st	(9.0)	Greinke (8-1)	Kikuchi (6-11)	Harris (3)	10,916	-
9/26	159	@LAA	L 3-4 (12)	104-55	1st	(8.0)	Biagini (3-2)	Cahill (4-9)	-	39,658	-
9/27	160	@LAA	W 4-0	105-55	1st	(9.0)	Urquidy (2-1)	Sandoval (0-4)	-	41,763	-
9/28	161	@LAA	W 6-3	106-55	1st	(9.0)	Verlander (21-6)	Bard (3-3)	Osuna (38)	35,814	-
9/29	162	@LAA	W 8-5	107-55	1st	(10.0)	Cole (20-5)	Peters (4-4)	Harris (4)	34,693	-

TABLE OF
CONTENTS

PLAYERS

PLAYER
DEVELOPMENT

2019 REVIEW

OPPONENTS

HISTORY
AND RECORDS

SPRING TRAINING

MEDIA
INFORMATIONMINUTE MAID
PARK

ABOUT THE RECORD

Overall Record:	107-55
Home Record:	60-21
--with Roof Open:	4-3
--with Roof Closed:	56-18
--with Roof Open/Closed:	
Road Record:	47-34
Final Streak:	Won 3
Last Homestand:	4-1
Last Road Trip:	5-1
Last 5 Games:	4-1
Last 10 Games:	8-2
Series Record:	35-10-7
Sweeps:	17-1
When Scoring 4 or More Runs:	89-19
When Scoring 3 or Fewer Runs:	18-36
Shutouts:	14-6
In One-Run Games:	24-19
In Two-Run Games:	17-9
vs. Left-Handed Starters:	38-11
vs. Right-Handed Starters:	69-44
During the Day:	29-14
At Night:	78-41
When Scoring First:	72-18
Opponent Scores First:	35-37
Outhit Opponent:	90-15
Outhit by Opponent:	14-32
Equal Hits:	3-8
When Hitting Home Run:	99-33
No Home Runs:	8-22
Walkoff Home Runs:	3-1
Come-from-Behind Wins:	43
Largest Comeback:	7
Losses After Leading:	27
Last At-Bat Wins:	14
Largest Blown Lead in Loss:	4
Extra-Inning Games:	10-4
Different Batting Orders:	134
After Six Innings:	
Lead: 91-6	Tied: 6-6 Trail: 10-43
After Seven Innings:	
Lead: 94-3	Tied: 9-6 Trail: 4-46
After Eight Innings:	
Lead: 96-2	Tied: 11-5 Trail: 0-48

HIGHS AND LOWS

GENERAL

Longest Winning Streak	10 (2x), last, 5/8-5/19
Longest Winning Streak, Home	8, 7/24-8/21
Longest Winning Streak, Road	7, 5/4-5/19
Most Consecutive Losses	7, 6/16-6/23
Most Consecutive Losses, Home	3, 9/10-9/12
Most Consecutive Losses, Road	6, 6/17-6/23
Longest Game, Time	5:06, 6/6 at SEA
Shortest Game, Time	2:12, 3/31 vs. TB
Longest Game, Innings	14 (2x), last, 6/12 vs. MIL
Best Homestand, Percentage	1.000 (2x), last, (5-0), 8/2-7
Worst Homestand, Percentage	.571 (4-3), 4/22-28
Best Road Trip, Percentage	1.000 (3-0), 9/13-15
Worst Road Trip, Percentage	.167 (1-6), 6/17-6/23
Most Runners Left on Base	17, 9/26 at LAA
Double Plays Turned	3, 8/25 vs. LAA
Opponent Double Plays Turned	4 (2x), last, 6/12 vs. MIL
Most Errors	3, 5/24 vs. BOS
Largest Margin of Victory	.21, 8/10 at BAL (23-2 win)
Largest Margin of Defeat	.14, 9/10 vs. OAK (21-7 loss)
Biggest Comeback to Win	.7, 9/5 vs. SEA (down 7-0, won 11-9)
Most Games Over .500	.52, 107-55, after game on 9/29
Biggest Lead Lost to Lose	.4, (8-4 lead, lost 8-9) 7/12 at LAA
Highest Attendance, Home	43,264, 9/21 vs. TEX
Highest Attendance, Road	48,308, 7/3 at COL

HIGHS AND LOWS

TEAM BATTING

Most Runs, Game	23, 8/10 at BAL
Fewest Runs, Game	0 (6x), last, 7/11 at TEX
Most Runs, Inning	9, 9/9 vs. SEA (3rd inning)
Most Hits, Game	25, 8/10 at BAL
Most Hits, Inning	7 (2x), 9/9 vs. SEA (3rd inning)
Fewest Hits, Game	3, 3/31 at TB
Most Doubles, Game	11, 9/8 vs. SEA
Most Triples, Game	2, 5/14 at DET
Most Homers, Game	7, 9/9 vs. OAK
Most Consecutive Games, Homer	25, 9/1-current
Most Consecutive Games, No Homer	3, 5/25-27
Most Extra-Base Hits, Game	13, 8/10 at BAL
Fewest Extra-Base Hits, Game	0 (7x), last, 6/27 vs. PIT
Most Total Bases, Game	50, 8/10 at BAL
Most Walks, Game	10 (2x), last, 8/29 vs. TB
Fewest Walks, Game	0 (6x), last, 9/25 at SEA
Most Strikeouts, Game	14 (2x), last, 7/21 vs. TEX
Fewest Strikeouts, Game	2 (3x), last, 9/9 vs. SEA
Most Stolen Bases, Game	4 (2x), last, 6/2 at OAK
Most Opponent Stolen Bases, Game	3 (5x), last, 9/6 vs. SEA
Longest Scoreless Inning Streak	17.0, 6/15-6/17

INDIVIDUAL BATTING

Most At-Bats, Game	7 (2x), last, Springer, 9/8 vs. SEA
Most Runs, Game	5, Springer, 5/12 vs. TEX
Most Hits, Game	5 (2x), last, Reddick, 9/15 vs. KC
Most Consecutive Hits (in ABs)	6 (2x), last, Altuve, 7/28-30
Most Doubles, Game	3 (3x), last, Alvarez, 9/8 vs. SEA
Most Triples, Game	1 (27x), last, Marisnick, 9/28 at LAA
Most Home Runs, Game	3, Alvarez, 8/10 at BAL
Most RBI, Game	8, Gurriel, 8/7 vs. COL
Most Walks, Game	4 (3x), last, Alvarez, 8/20 vs. DET
Most Strikeouts, Game	3 (33x), last, Alvarez, 9/28 at LAA
Most Stolen Bases, Game	3, Straw, 6/2 at OAK
Longest Hitting Streak	19, Brantley 8/3-27

TEAM PITCHING

Fewest Runs, Game	0 (14x), last, 9/27 at LAA
Most Runs, Game	21, 9/10 vs. OAK
Fewest Hits, Game	0 (2x), last, 9/1 at TOR
Most Hits, Game	25, 9/10 vs. OAK
Fewest Walks, Game	0 (15x), last, 9/14 at KC
Most Walks, Game	9, 6/22 at NYY
Most Strikeouts, Game	24, 6/12 vs. MIL
Longest Scoreless Inning Streak	20 innings, 9/22-25

INDIVIDUAL PITCHING

Longest Winning Streak	16, Cole, 5/27-current
Longest Losing Streak	4 (2x), McHugh, 4/21-8/31, Valdez, 6/20-8/25
Most Innings Pitched, Starter	.90 (2x), last, Verlander, 9/1 at TOR
Most Innings Pitched, Relief	.60, Sneed, 6/27 vs. PIT
Fewest Hits, Complete Game	0, Verlander, 9/1 at TOR
Fewest Walks, Complete Game	0, Verlander, 8/21 vs. DET
Most Walks, Game	6, Valdez, 9/6 vs. SEA
Most Strikeouts, Game	15 (2x), last, Cole, 9/8 vs. SEA
Most Strikeouts, Inning	3, multiple players
Most Hit By Pitch, Game	2, Verlander, 3/28 at TB
Longest Scoreless Inning Streak	21.0, Pressly, 3/28-5/20

ASTROS REPLAY REVIEWS

The Astros were successful 22 of their 42 challenges in 2018 (52%).

ASTROS EJECTIONS

Date	Personnel	Umpire	Situation
4/3 at TEX	Cintrón	Kulpa	Arguing balls and strikes
4/3 at TEX	Hinch	Kulpa	Arguing balls and strikes
8/1 at CLE	Reddick	Carapazza	Arguing strike three call
8/27 vs. TB	Verlander	Hoberg	Following 2B in the top 6th
8/29 vs. TB	Reddick	Hoberg	Arguing balls and strikes

ASTROS HOME RUNS

Astros HR Chart	Solo	2-Run	3-Run	GS	Total
Altuve	19	8	2	2	31
Alvarez	17	6	3	1	27
Brantley	10	11	1	-	22
Bregman	25	8	6	2	41
Chirinos	7	8	2	1	17
Correa	11	6	3	1	21
Diaz	5	2	2	-	9
Gurriel	15	12	2	2	31
Maldonado	6	-	-	-	6
Marisnick	6	4	-	-	10
Mayfield	1	1	-	-	2
Reddick	8	5	1	-	14
Springer	24	9	5	-	39
Toro	1	1	0	0	2
Tucker	3	1	-	-	4
TOTALS	163	86	28	11	288

Grand Slams (11)

Player	Date	Opp./Pitcher(s)
Altuve	4/12	@SEA/Armstrong
Gurriel	4/12	@SEA/Alaniz
Bregman	4/16	@OAK/Hendriks
Bregman	5/5	@LAA/Bedrosian
Diaz	5/11	TEX/Dowdy
Chirinos	6/14	TOR/Pannone
White	6/23	@NYY/Happ
Gurriel	7/7	LAA/Bedrosian
Altuve	7/14	@TEX/Bird
Correa	7/28	@STL/Wacha
Alvarez	8/10	@BAL/Scott

Back-to-Back HR Combos (13)

Player	Date	Opp./Pitcher(s)
Altuve/Bregman	4/19	@TEX/Smyly
Bregman/Brantley	4/21	@TEX/Miller
Brantley/Correa	5/8	KC/López
Gurriel/Chirinos	5/10	TEX/Lynn
Marisnick/Bregman	6/20	@NYY/Cortes
Alvarez/Gurriel	6/23	@NYY/Happ
Altuve/Bregman/Alvarez	7/19	TEX/Minor
Correa/Diaz	8/2	SEA/McClain
Bregman/Alvarez	8/10	@BAL/Brooks
Springer/Altuve	8/20	DET/Turnbull
Bregman/Alvarez	9/9	OAK/Fiers
Altuve/Brantley	9/9	OAK/Fiers
Bregman/Alvarez	9/17	TEX/Lynn

ASTROS HOME RUNS

Pinch Hit Home Runs (3)

Player	Date	Opp.
Alvarez	9/14	at KC
Kemp	4/27	CLE
Maldonado	9/10	OAK

Leadoff Home Runs (15)

Springer (12): 9/22 vs. LAA, 9/10 vs. OAK, 8/20 vs. DET, 8/13 at CWS, 8/1 at CLE, 7/28 at STL, 6/26 vs. PIT, 5/12 vs. TEX, 5/8 vs. KC, 5/6 vs. KC, 4/16 at OAK, 4/1 at TEX; **Altuve** (3): 9/20 vs. LAA, 6/23 at NYY, 8/7 vs. COL

Walk-off Home Runs (3)

Brantley: 9/5 vs. SEA; **Gurriel**: 6/28 vs. SEA; **Kemp**: 4/27 vs. CLE

ASTROS LAST HOME RUNS

Player	Date	Opponent/Pitcher	AB Since	Rec.*
Altuve	9/28/19	@LAA/Barria	5	26-4
Alvarez	9/21/19	LAA/Suarez	22	16-5
Brantley	9/27/19	LAA/Garcia	3	14-6
Bregman	9/27/19	LAA/Sandoval	6	29-9
Chirinos	9/9/19	OAK/Blackburn	27	16-0
Correa	9/20/19	LAA/Barria	4	14-5
Diaz	9/29/19	LAA/Peters	4	9-0
Gurriel	9/29/19	LAA/Peters	2	24-4
Maldonado	9/11/19	OAK/Luzardo	19	3-2
Marisnick	9/8/19	SEA/Hernandez	31	7-2
Mayfield	9/26/19	@LAA/Barria	6	1-1
Reddick	9/28/19	@LAA/Bard	1	11-2
Springer	9/29/19	LAA/Peters	2	26-8
Straw	9/29/18	@BAL/Ramirez	112	-
Stubbs	-	-	35	-
Toro	9/1/19	@TOR/Giles	49	1-1
Tucker	9/26/19	@LAA/Barria	9	3-1

* Team record when hitting a home run

2019 ASTROS PITCHING LEADERS

Wins	Verlander	21
Losses	Valdez	7
Earned Run Average	Cole	2.50
Games	Harris	68
Games Started	Verlander	34
Complete Games	Verlander	2
Shutouts	Verlander	1
Saves	Osuna	38
Innings Pitched	Verlander	223.0

Hits Allowed	Miley	164
Runs Allowed	Miley	83
Earned Runs Allowed	Miley	74
Home Runs Allowed	Verlander	36
Hit Batsmen	Verlander	6
Walks	Miley	61
Strikeouts	Cole	326
Wild Pitches	James	6
Opponent Average	Verlander	172

ASTROS STARTERS AND RELIEVERS

	W-L-S	ERA	IP	H	R	ER	BB-I	SO
Starters	79-37-0	3.61	907.1	735	391	364	251-0	1063
Relievers	28-18-47	3.75	555.0	470	249	231	197-0	608

2019 ASTROS BATTING LEADERS

Batting Average.....	Brantley	311
Games.....	Bregman	156
At-Bats.....	Brantley	575
Runs.....	Bregman	122
Hits.....	Brantley	179
Total Bases.....	Bregman	328
Doubles.....	Brantley/Gurriel	40
Triples.....	Altuve/Marissnick/Reddick/Springer	3
Home Runs.....	Bregman	41
Runs Batted In.....	Bregman	112
Sacrifice Hits.....	Marissnick	3
Sacrifice Flies.....	Reddick	9
Hit by Pitches.....	Chirinos	13

Walks.....	Bregman	119
Intentional Walks.....	Alvarez	4
Strikeouts.....	Chirinos	125
Stolen Bases.....	Marissnick	10
Caught Stealing.....	Altuve	5
Grounded Into DP.....	Brantley	21
Errors.....	Altuve	12
Slugging Percentage.....	Bregman	.592
On-Base Percentage.....	Bregman	.423
Pinch-Hit At-Bats.....	Diaz/Kemp	9
Pinch Hits.....	Alvarez/Kemp/White	2
Pinch-Hit HR.....	Alvarez/Kemp/Maldonado	1
Pinch-Hit RBI.....	Alvarez	3

RUNS BY INNING

	1	2	3	4	5	6	7	8	9	X	TOTAL
ASTROS	109	102	117	90	127	114	108	103	35	15	920
OPPS	91	51	88	80	66	91	64	47	53	9	640

2019 STARTING LINEUPS: BATTING ORDER

- 1: Springer (80-39), Altuve (10-2), Fisher (8-3), Bregman (2-6), Reddick (4-3), Diaz (1-1), Straw (1-1), Tucker (1-0)
 2: Altuve (70-36), Bregman (25-11), Brantley (11-8), Reddick (1-0)
 3: Bregman (52-26), Brantley (50-22), Alvarez (0-4), Altuve (0-3), Gurriel (2-0), Reddick (2-0), Correa (1-0)
 4: Brantley (34-18), Bregman (24-10), Alvarez (24-8), Correa (13-9), Gurriel (12-6), Reddick (0-3), Tucker (0-1)
 5: Gurriel (32-19), Alvarez (29-17), Correa (27-9), Reddick (8-4), Diaz (4-3), Chirinos (4-2), White (3-1)
 6: Gurriel (38-15), Reddick (21-3), Chirinos (14-5), Correa (8-7), Diaz (9-5), White (6-6), Tucker (5-0), Toro (2-2), Mayfield (2-0), Stubbs (1-1), Alvarez (1-0), Marissnick (0-1)
 7: Reddick (23-14), Chirinos (18-6), Diaz (17-7), White (12-8), Gurriel (13-6), Toro (8-4), Kemp (4-6), Marissnick (4-2), Tucker (3-1), Mayfield (3-0), Correa (1-0), Stassi (1-0), Stubbs (0-1)
 8: Chirinos (31-17), White (15-8), Maldonado (14-7), Stassi (10-9), Kemp (10-4), Marissnick (6-4), Mayfield (4-2), Reddick (4-2), Diaz (4-1), Toro (4-0), Straw (2-0), Stubbs (1-1), Fisher (1-0), Tucker (1-0)
 9: Marissnick (40-16), Reddick (21-7), Straw (12-11), Kemp (10-7), Chirinos (4-5), Stassi (5-1), Mayfield (3-2), Cole (2-1), Diaz (3-0), Maldonado (3-0), Miley (2-1), Urquidy (1-1), Fisher (0-1), Stubbs (1-0), Verlander (0-1), Greinke (0-1)

STARTS BY POSITION

- C: Chirinos (71-35), Stassi (16-10), Maldonado (17-7), Stubbs (3-3)
 1B: Gurriel (75-29), White (22-18), Diaz (10-8)
 2B: Altuve (79-40), Kemp (12-8), Diaz (11-5), Mayfield (4-0), Gurriel (1-1), Straw (0-1)
 SS: Correa (50-25), Bregman (40-19), Straw (8-6), Mayfield (8-4), Diaz (1-1)
 3B: Bregman (59-32), Gurriel (21-15), Toro (14-6), Diaz (13-2)
 LF: Brantley (75-35), Reddick (10-5), Alvarez (4-5), Fisher (4-4), Kemp (6-1), Tucker (5-2), Diaz (2-1), Straw (1-2)
 CF: Marissnick (50-23), Springer (45-22), Kemp (4-5), Straw (5-3), Reddick (3-2)
 RF: Reddick (67-39), Springer (28-11), Brantley (3-5), Tucker (5-0), Fisher (3-0), Straw (1-0)
 DH: Alvarez (50-24), Brantley (17-8), White (14-5), Springer (7-6), Bregman (4-2), Kemp (2-3), Reddick (4-0), Altuve (1-1), Fisher (2-0), Diaz (1-0), Gurriel (0-1)

LAST AT-BAT WINS (14)

No.-Date-Opp.	Score	Game-Winning Play
1. 4/7 vs. OAK	9-8	Altuve RBI walk in bottom 9 (walkoff win #1)
2. 4/8 vs. NYY	4-3	Correa RBI infield single in bottom 8
3. 4/27 vs. CLE	4-3 (10)	Kemp solo homer in bottom 10 (walkoff win #2)
4. 5/25 vs. BOS	4-3	Correa RBI single in bottom 9 (walkoff win #3)
5. 6/2 at OAK	6-4 (12)	Brantley RBI single in top 12
6. 6/6 at SEA	8-7 (14)	Gurriel RBI sac-fly in top 14
7. 6/7 vs. BAL	4-3 (11)	Chirinos RBI double in bottom 11 (walkoff win #4)
8. 6/28 vs. SEA	2-1 (10)	Gurriel solo homer in bottom 10 (walkoff win #5)
9. 6/29 vs. SEA	6-5 (10)	Gurriel RBI double in bottom 10 (walkoff win #6)
10. 7/7 vs. LAA	11-10 (10)	Springer RBI single in bottom 10 (walkoff win #7)
11. 9/1 at TOR	2-0	Toro 2-run homer in top 9
12. 9/2 at MIL	3-2 (10)	Springer solo homer in top 10
13. 9/5 vs. SEA	11-9 (13)	Brantley 2-run homer in bottom 11 (walkoff win #8)
14. 9/13 at KC	4-1	Springer 3-run homer in top 9

2019 DISABLED LIST

Player	Injury	DL On	DL Off	Games	Player	Injury	DL On	DL Off	Games
McCuillers Jr.	right elbow surgery	3/25	11/4	162 (107-55)	Presly	right knee soreness	7/27	8/9	10 (9-1)
Smith	left achilles tendon surgery	3/25	7/12	91 (57-34)	Diaz	illness	8/17	8/27	9 (7-2)
Altuve	left hamstring strain	5/11	6/19	35 (24-11)	James	right shoulder soreness	7/23	9/1	35 (24-11)
McHugh	right elbow discomfort	5/18	6/24	34 (19-15)	Correa	back discomfort	8/20	9/17	26 (19-7)
Springer	right hamstring strain	5/25	6/24	27 (15-12)	Presly	right knee discomfort	8/21	9/20	27 (20-7)
Stassi	left knee soreness	5/26	6/20	24 (14-10)	Peacock	right shoulder discomfort	8/28	9/22	22 (15-7)
Diaz	left hamstring strain	5/27	7/21	47 (29-18)	Sanchez	right pectoral soreness	8/21	9/30	35 (26-9)
Correa	fractured rib	5/27	7/26	50 (31-19)	McHugh	right elbow soreness	8/31	9/30	26 (19-7)
Peacock	right shoulder discomfort	6/28	8/18	42 (29-13)					

THE ASTROS REMEMBER



MAX EDISON: A well-known Houston sports Journalist Gifford **Louis "Max" Edison Jr.** passed away on his birthday, June 21, 2019, at the age of 63...Edison covered the Astros for the Houston Defender and was a fixture on local television

and radio sports...when he wasn't covering live sporting events, Edison also taught at Elsie High School in Alief ISD...Edison was originally from the Houston-area, having graduated from Sweeny High School and later attended Sam Houston State University.



BOB GREEN: Former Astros radio producer and engineer **Bob Green** passed away in September at the age of 89...Green was the club's first radio engineer, joining the organization in 1962 and lasted more than 30 years with the club...he traveled with

the ballclub on road trips and was a familiar face around the ballpark...former Astros broadcaster Gene Elston named Bob Green as the "Dean of National League Engineers"...Green helped build the new KPRC radio studios in Houston in the 1970s and he was responsible for setting up the "Globecast" linkage for the new Astros spring training facilities in 2002 in Kissimmee, FL.



ED HENDERSON: A Disney animator who made a hobby of designing maps and replicas of the Astroworld theme park, **Ed Henderson** passed away Jan. 25 due to natural causes at the age of 95...Henderson was the original animator and

creator for all of the famous Astrodome scoreboard cartoons that danced across the Astrodome's scoreboard in the 60s and 70s...he was also behind the Astros' first mascot, Chester Charge, only the second MLB mascot in the country.



BARRY LATMAN: Former Houston Astros pitcher **Barry Latman** passed away at the age of 82 in Richmond, Texas on April 28, 2019...during his career with the Astros, Latman posted a 3.49 ERA with 144 strikeouts and a 1.27 WHIP...

Latman pitched in the Majors for 11 seasons with Chicago-NL (1957-1959), Cleveland (1960-1963) Los Angeles (1964), California (1965) and Houston (1966-67)...in 1961, he was an All-Star selection as a member of the Cleveland Indians...during his career, he posted a 3.91 ERA with 829 strikeouts.




BRUCE MCMORRIS: A long-time member of the Astros organization **Bruce McMorris** passed away at the age of 69 on June 29, 2019...McMorris worked for over 30 years at the Astros Spring Training complex, first in Kissimmee, FL

and more recently in West Palm Beach.



GENE PEMBERTON: Long-time Astros chaplain **Gene Pemberton** passed away on Jan. 27, 2019 at the age of 79...he began his time with Astros as the Director of Community Development before becoming the first full-time chaplain

in Major League Baseball...Gene was a graduate of Temple High School and Temple Junior College in Temple, Texas...he also earned his bachelor's in Business Administration from Hardin-Simmons University in 1962.



HAL SMITH: Former Colt .45s catcher **Hal Smith** passed away on Jan. 9, 2019 at the age of 89...Smith was a member of the Colt .45s for two years (1962-63), where he smacked 12 homers and drove in 37 runs...Smith played for 10 seasons in the

Majors including stints with Baltimore (1955-56), Kansas City (1956-1959), Pittsburgh (1960-61), Houston (1962-63) and Cincinnati (1964)...he won a World Series title with Pittsburgh in 1960...Smith finished his career with a .267 batting average, 56 homers, 148 doubles and 323 RBI.



NATIONAL BASEBALL HALL OF FAME AND MUSEUM

25 Main Street, Cooperstown, New York 13326

Phone: (607) 547-7200

Public Relations: (607) 547-0215

E-mail address: info@baseballhall.org

Website: baseballhall.org

Summer Hours: Memorial Day Weekend - Labor Day Weekend: 9 a.m. to 9 p.m.

Regular Hours: 9 a.m. to 5 p.m.

Holiday Closings: Thanksgiving Day, Christmas Day, and New Year's Day.

DIRECTORY: Jane Forbes Clark (Chairman), Joe Morgan (Vice Chairman), Tim Mead (President), Jeff Jones (Senior Vice President of Finance and Administration), Sean Gahagan (Vice President, Retail Merchandising & Licensing), Erik Strohl (Vice President, Exhibitions and Collections), Ken Melfert (Vice President, Sponsorship & Development)

RESEARCH AND LIBRARY CONTACTS: Jim Gates (Librarian)

PR CONTACTS: Jon Shestakofsky (Vice President, Communications & Education) and Craig Muder (Communications Director)

HALL OF FAME WEEKEND 2020: July 24-27

Class of 2020: Derek Jeter, Marvin Miller, Ted Simmons and Larry Walker

Awards Presentation: Sat. July 25, 4:30 p.m. ET **Induction:** Sun. July 26, 1:30 p.m. ET, Clark Sports Center

ASTROS IN THE HALL OF FAME

A total of 11 former players and managers in the Hall of Fame spent part of their professional careers in Houston Astros uniforms, including 2017 electee Jeff Bagwell, who spent his 15-year big league career with Houston, and fellow Class of 2017 member Ivan Rodriguez. Other Hall of Famers to have played or managed for the Astros include Craig Biggio, Leo Durocher, Nellie Fox, Randy Johnson, Eddie Mathews, Joe Morgan, Robin Roberts, Nolan Ryan and Don Sutton. For more information on Houston Astros in the Hall of Fame, visit the "Hall of Famers" team pages at www.baseballhall.org.

2017 HOUSTON ASTROS WORLD SERIES CHAMPION ARTIFACTS IN THE HALL OF FAME

- Glove used by third baseman Alex Bregman throughout the World Series
- Jersey worn by Justin Verlander in Game 6.
- Cap worn by winning pitcher Charlie Morton in Game 7.

NOTABLE ASTROS ARTIFACTS IN COOPERSTOWN

- Batting helmet worn by José Altuve when he hit his walk-off home run in Game 6 of the 2019 ALCS.
- Bat used by Alex Bregman in the 2018 All-Star Game when he homered in the 10th inning en route to game MVP honors.
- Bat used by Carlos Correa for Team Puerto Rico during the 2017 WBC.
- Ball and cap worn by Mike Fiers on Aug. 21, 2015, when he threw a no-hitter in his first career complete-game start.
- Bat used by José Altuve on Sept. 28, 2014 to record his American League-leading 224th and 225th hits of the season.
- Spikes worn by José Altuve on June 29, 2014 when he recorded his fourth straight game with at least two stolen bases (first time since 1917).
- Jersey worn by Ivan Rodriguez on June 18, 2009 when he broke Hall of Famer Carlton Fisk's games caught record with his 2,227 game behind the plate.
- Bat used by Astros minor-leaguer Jimmy Van Ostrand for Team Canada in the 2009 Baseball World Cup.
- Bat, jersey, cap and gloves used by Craig Biggio on June 28, 2007, when he tallied the 3,000th hit of his career.
- Spikes worn by Craig Biggio during the 2005 World Series, signifying his major league record for most games played without playing in the World Series.
- Minute Maid Park infield dirt, signifying the first World Series game in Texas history on Oct. 25, 2005.
- Jersey worn by Chris Burke to hit the game-winning, walk-off home run in the 18th inning of Game Four of the National League Division Series (NLDS) against the Atlanta Braves on Oct. 9, 2005.
- Elbow guard used by Craig Biggio on June 29, 2005, when he was hit by a pitch for the 268th time, a major league record.
- Bat used by Jeff Bagwell to hit his 400th career home run in 2003.
- Ball from Mike Scott's no-hitter on Sept. 25, 1986; it clinched the National League West title.
- Cap from the no-hit game Hall of Famer Nolan Ryan threw for the Astros on Sept. 26, 1981.



Helmet worn by José Altuve when he hit a walk-off home run in Game 6 of the 2019 ALCS.

A LOOK AHEAD TO 2021

Ballots for the 2021 Hall of Fame/BBWAA election will be distributed following the 2020 season with results from the voting scheduled to be announced in January 2021. A partial list of first-year candidates for election includes Mark Buehrle, Tim Hudson, Torii Hunter and Aramis Ramirez. Historical information on past BBWAA elections and the election process can be accessed at www.baseballhall.org or by contacting the Hall of Fame Communications department.

CONNECT TO COOPERSTOWN

- For up-to-the-minute news from Cooperstown, visit at www.baseballhall.org. Stay up-to-date on all the activity at the Hall of Fame's official site and through social networking on Facebook, Instagram, Twitter and YouTube.
- If you would like to receive interesting stories and timely news items direct from the Hall of Fame and get the inside track on the latest happenings in Cooperstown, sign up for *Inside Pitch*. There's no cost to receive our weekly electronic newsletter in your e-mail box at home or work and it's easy to enroll! Just log on to www.baseballhall.org/media/museum-facts.
- If you have an interest in receiving *Around The Horn*, the Hall's monthly media newsletter, please send an e-mail to info@baseballhall.org. Be sure to include your name, name of organization and e-mail address. Or visit www.baseballhall.org/media-info.

RESEARCH ASSISTANCE

The Hall of Fame is pleased to provide assistance in baseball research and members of the media are encouraged to utilize this valuable baseball resource whenever necessary by calling the Public Relations department at (607) 547-0215, or the Library Reference desk at (607) 547-0330.

FOR THE FOR THE FOR THE
H H H
FOR THE FOR THE FOR THE
H H H
FOR THE FOR THE FOR THE
H H H



2020 OPPONENTS





MANAGER BRANDON HYDE

Second season in Baltimore
Third season overall

BALTIMORE IN 2019

Record: 54-108
Finish: 5th, AL East
at HOU: 2-1
at BAL: 2-1

ASTROS ALL-TIME SERIES RESULTS

Overall: 33-22
at HOU: 20-6
at BAL: 13-16

ASTROS RESULTS BY DECADE

2000s: 3-6 (.333)
2010s: 30-16 (.652)
Total: 33-22 (.600)

Eastern Division / American League

BALTIMORE ORIOLES

Oriole Park at Camden Yards • 333 W. Camden Street • Baltimore, MD 21201
(888) 848-2473 • (410) 547-6257 (Press Box) • orioles.com

Chairman of the Board/CEO: Peter Angelos
Executive Vice President: John P. Angelos
Executive Vice President and General Manager: Mike Elias
Director, Public Relations: Kristen Hudak
Direct Phone: (410) 547-6159
Senior Manager, Baseball Communications: Jim Misudek
Direct Phone: (410) 547-6106
Senior Coordinator, Public Relations & Publications: Kailey Adams
Direct Phone: (410) 547-6167
Senior Coordinator, Baseball Communications: Adam Esselman
Direct Phone: (410) 547-3475
Stadium (Year Opened): Oriole Park at Camden Yards (1992)
Capacity/Dimensions: 45,474/333—400—318
Director, Team Travel: Kevin Buck

SERIES RECORDS

Longest Winning Streak, Astros: 8 (Aug. 19, 2016-July 22, 2017)
Longest Winning Streak, Orioles: 7 (June 13, 2005-June 4, 2013)
Largest Margin of Victory, Astros: 21 (August 10, 2019, Hou 23, BAL 2)
Largest Margin of Victory, Orioles: 8 (August 18, 2016, BAL 13, Hou 5)
Most Runs Scored by Astros: 23 (August 10, 2019 at Baltimore)
Most Runs Scored by Orioles: 13 (August 18, 2016 at Baltimore)
Most Runs Scored by Both Teams: 25 (August 10, 2019, Hou 23, BAL 2)
Longest Game, Innings: 13 (May 24, 2016 at Baltimore)
** home team in CAPS*

2019 SERIES REVIEW

Date	G	Opp	Score	Rec	Pos	GB	Astros POR	Orioles POR	Save	Attend
6/7	65	BAL	W 4-3 (11)	44-21	1st	(10.0)	Pérez (1-0)	Kline (1-3)	-	35,414
6/8	66	BAL	L 1-4	44-22	1st	(8.5)	Harris (1-1)	Fry (1-3)	Castro (2)	38,425
6/9	67	BAL	W 4-0	45-22	1st	(9.0)	Miley (6-3)	Bundy (3-7)	Osuna (17)	35,621
8/9	116	@BAL	W 3-2	76-40	1st	(10.0)	Miley (11-4)	Bundy (5-12)	Osuna (26)	19,407
8/10	117	@BAL	W 23-2	77-40	1st	(11.0)	Sanchez (5-14)	Brooks (2-6)	-	21,903
8/11	118	@BAL	L 7-8	77-41	1st	(10.0)	Osuna (3-3)	Bleier (3-0)	-	17,979

ASTROS YEAR-BY-YEAR RESULTS

YEAR	HOME	ROAD	TOTAL	YEAR	HOME	ROAD	TOTAL	YEAR	HOME	ROAD	TOTAL
2003	3-0	0-0	3-0	2014	2-2	1-2	3-4	2018	3-0	3-1	6-1
2005	0-0	0-3	0-3	2015	3-1	1-2	4-3	2019	2-1	2-1	4-2
2008	0-0	0-3	0-3	2016	3-0	3-1	6-1				
2013	1-2	1-2	2-4	2017	3-0	2-1	5-1				

**MANAGER RON ROENICKE**

Third season in Boston (192-132)
Third season overall (192-132)

BOSTON IN 2019

Record: 84-78
Finish: 3rd, AL East
at HOU: 2-1
at BOS: 2-1

ASTROS ALL-TIME SERIES RESULTS

Overall: 24-32
at HOU: 13-15
at BOS: 11-17

ASTROS RESULTS BY DECADE

2000s: 2-4 (.333)
2010s: 22-28 (.440)
Total: 24-32 (.429)

Eastern Division / American League**BOSTON RED SOX**

Fenway Park • 4 Jersey Street • Boston, MA 02215
(617) 226-6000 • (617) 226-6732 (Press Box) • redsox.com

Principal Owner: John Henry
Chairman: Tom Werner
President: Sam Kennedy
Chief Baseball Officer: Chaim Bloom
Vice President, Media Relations: Kevin Gregg
Direct Phone: (617) 226-6759
Vice President, Corporate Communications: Zineb Curran
Direct Phone: (617) 226-6115
Assistant Director, Media Relations: Abby Murphy
Direct Phone: (617) 226-6214
Stadium (Year Opened): Fenway Park (1912)
Capacity/Dimensions: 37,731 (Night)/37,281 (Day)/310—390—302
Traveling Secretary: Jack McCormick

SERIES RECORDS

Longest Winning Streak, Astros: 3 (2x, last, Oct. 1, 2017 - June 1, 2018)
Longest Winning Streak, Red Sox: 7 (July 1, 2011-April 28, 2013)
Largest Margin of Victory, Astros: 10 (Sept. 28, 2017, Hou 12, BOS 2)
Largest Margin of Victory, Red Sox: 11 (July 13, 2014, Bos 11, HOU 0)
Most Runs Scored by Astros: 12 (2x, last, Sept. 28, 2017 at Boston)
Most Runs Scored by Red Sox: 15 (Aug. 6, 2013 at Houston)
Most Runs Scored by Both Teams: 25 (Aug. 6, 2013, Bos 15, HOU 10)
Longest Game, Innings: 14 (June 15, 2003 at Boston)
* home team in CAPS

2019 SERIES REVIEW

Date	G	Opp	Score	Rec	Pos	GB	Astros POR	Red Sox POR	Save	Attend
5/17	45	@BOS	W 3-1	30-15	1st	(8.5)	Harris (1-0)	Porcello (3-4)	Osuna (11)	35,558
5/18	46	@BOS	W 7-3	31-15	1st	(8.5)	James (1-0)	Velázquez (1-3)	-	36,887
5/19	47	@BOS	L 3-4	31-16	1st	(8.5)	Walden (6-0)	Valdez (1-2)	Workman (1)	35,796
5/24	52	BOS	W 4-3	34-18	1st	(7.0)	Miley (5-2)	Sale (1-6)	Osuna (13)	35,606
5/25	53	BOS	W 4-3	35-18	1st	(7.5)	Osuna (3-0)	Barnes (2-1)	-	40,722
5/26	54	BOS	L 1-4	35-19	1st	(6.5)	Verlander (8-2)	Rodriguez (5-2)	Walden (1)	41,502*

* indicates sellout

ASTROS YEAR-BY-YEAR RESULTS

YEAR	HOME	ROAD	TOTAL	YEAR	HOME	ROAD	TOTAL	YEAR	HOME	ROAD	TOTAL
2003	0-0	0-3	0-3	2014	1-2	2-2	3-4	2018	2-2	2-1	4-3
2008	2-1	0-0	2-1	2015	3-0	1-2	4-2	2019	2-1	2-1	4-2
2011	0-3	0-0	0-3	2016	1-2	1-3	2-5				
2013	1-2	0-4	1-6	2017	1-2	3-1	4-3				



MANAGER RICK RENTERIA

Fourth season in Chicago (AL) (201-284)
Fifth season overall (274-373)

CHICAGO IN 2019

Record:..... 72-89
Finish:..... 3rd, AL Central
at HOU:..... 2-2
at CWS:..... 1-2

ASTROS ALL-TIME SERIES RESULTS

Overall:..... 33-33
at HOU:..... 18-12
at CWS:..... 15-21

ASTROS RESULTS BY DECADE

1990s:..... 4-5 (.444)
2000s:..... 4-5 (.444)
2010s:..... 25-23 (.521)
Total:..... 33-33 (.500)

Central Division / American League

CHICAGO WHITE SOX

Guaranteed Rate Field • 333 W. 35th Street • Chicago, IL 60616
(312) 674-1000 • (312) 674-5190 (Press Box) • whitesox.com

Chairman:..... Jerry Reinsdorf
Executive Vice President:..... Ken Williams
Senior Vice President/General Manager:..... Rick Hahn
Senior Vice President, Communications:..... Scott Reifert
Direct Phone:..... (312) 674-5302
Senior Director, Media Relations:..... Bob Beghtol
Direct Phone:..... (312) 674-5303
Assistant Director, Media Relations:..... Ray Garcia
Direct Phone:..... (312) 674-5306
Stadium (Year Opened):..... Guaranteed Rate Field (1991)
Capacity/Dimensions:..... 40,615/330—400—335
Director of Team Travel:..... Ed Cassin

SERIES RECORDS

Longest Winning Streak, Astros:..... 9 (April 20, 2018-May 21, 2019)
Longest Winning Streak, White Sox:..... 5 (July 2, 2016-Aug. 10, 2017)
Largest Margin of Victory, Astros:..... 15 (June 20, 1998, Hou 17, CWS 2)
Largest Margin of Victory, White Sox:..... 9 (June 9, 2012, CWS 10, Hou 1)
Most Runs Scored by Astros:..... 17 (June 30, 1998 at Houston)
Most Runs Scored by White Sox:..... 13 (August 14, 2019 at Chicago)
Most Runs Scored by Both Teams:..... 22 (August 14, 2019, CWS 13, Hou 9)
Longest Game, Innings:..... 13 (June 25, 2006 at Chicago)

* home team in CAPS

2019 SERIES REVIEW

Date	G	Opp	Score	Rec	Pos	GB	Astros POR	White Sox POR	Save	Attend
5/20	48	CWS	W 3-0	32-16	1st	(8.5)	Peacock (5-2)	Burr (1-1)	Osuna (12)	24,364
5/21	49	CWS	W 5-1	33-16	1st	(8.5)	Verlander (8-1)	Covey (0-3)	-	31,392
5/22	50	CWS	L 4-9	33-17	1st	(7.5)	Cole (4-5)	Nova (3-4)	-	30,237
5/23	51	CWS	L 0-4	33-18	1st	(7.0)	Martin (1-1)	Giolito (6-1)	-	26,073
8/13	119	@CWS (1)	W 6-2	78-41	1st	(10.5)	Greinke (12-4)	Cease (2-5)	-	-
8/13	120	@CWS (2)	L 1-4	78-42	1st	(10.5)	Devenski (2-1)	Nova (8-9)	-	19,559
8/14	121	@CWS	L 9-13	78-43	1st	(9.5)	Pressly (2-3)	Colomé (4-2)	-	18,889

ASTROS YEAR-BY-YEAR RESULTS

YEAR	HOME	ROAD	TOTAL	YEAR	HOME	ROAD	TOTAL	YEAR	HOME	ROAD	TOTAL
1997	0-0	0-3	0-3	2007	0-0	2-1	2-1	2016	1-2	2-1	3-3
1998	2-1	0-0	2-1	2012	0-0	2-1	2-1	2017	2-1	0-3	2-4
1999	4-2	5-1	9-3	2013	3-1	1-2	4-3	2018	4-0	3-0	7-0
2000	1-2	0-0	1-2	2014	2-1	1-2	3-3	2019	2-2	1-2	3-4
2006	0-0	1-2	1-2	2015	1-2	0-3	1-5				

**MANAGER TERRY FRANCONA**

Eighth season in Cleveland (638-494)
20th season overall (1667-1409)

CLEVELAND IN 2019

Record: 93-69
Finish: 2nd, AL Central
at HOU: 2-2
at CLE: 2-1

ASTROS ALL-TIME SERIES RESULTS

Overall: 28-38
at HOU: 16-19
at CLE: 12-19

ASTROS RESULTS BY DECADE

1990s: 5-4 (.556)
2000s: 3-3 (.500)
2010s: 20-31 (.392)
Total: 28-38 (.424)

Central Division / American League**CLEVELAND INDIANS**

Progressive Field • 2401 Ontario Street • Cleveland, OH 44115
(216) 420-4200 • (216) 420-4654 (Press Box) • indians.com

Chairman & Chief Executive Officer: Paul J. Dolan
President, Baseball Operations: Chris Antonetti
General Manager: Mike Chernoff
Director, Baseball Information: Bart Swain
Direct Phone: (216) 420-4386
Director, Communications: Court Berry-Tripp
Direct Phone: (216) 420-4391
Manager, Communications: Austin Controulis
Direct Phone: (216) 420-4436
Stadium (Year Opened): Progressive Field (1994)
Capacity/Dimensions: 35,051/325—405—325
Director, Team Travel: Mike Seghi

SERIES RECORDS

Longest Winning Streak, Astros: 4 (June 27, 1998-July 19, 1999)
Longest Winning Streak, Indians: 6 (April 20-Sept. 22, 2013)
Largest Margin of Victory, Astros: 9 (June 28, 1998, Hou 12, Cle 3)
Largest Margin of Victory, Indians: 13 (April 20, 2013, Cle 19, HOU 6)
Most Runs Scored by Astros: 12 (June 28, 1998 at Cleveland)
Most Runs Scored by Indians: 19 (April 20, 2013 at Houston)
Most Runs Scored by Both Teams: 25 (April 20, 2013, Cle 19, HOU 6)
Longest Game, Innings: 16 (May 11, 2016 at Houston)

* home team in CAPS

2019 SERIES REVIEW

Date	G	Opp	Score	Rec	Pos	GB	Astros POR	Indians POR	Save	Attend
4/25	25	CLE	L 1-2	15-10	2nd	0.5	Cole (1-4)	Bauer (3-1)	Hand (7)	24,948
4/26	26	CLE	L 3-6	15-11	2nd	1.5	Rondón (2-1)	Cimber (2-1)	Hand (8)	38,084
4/27	27	CLE	W 4-3 (10)	16-11	2nd	0.5	Osuna (2-0)	Cimber (2-2)	-	38,667
4/28	28	CLE	W 4-1	17-11	1st	(0.5)	Valdez (1-1)	Carrasco (2-3)	Pressly (2)	31,025
7/30	108	@CLE	W 2-0	69-39	1st	(8.0)	Verlander (14-4)	Bieber (10-4)	Osuna (24)	21,589
7/31	109	@CLE	L 4-10	69-40	1st	(8.0)	Urquidy (1-1)	Plesac (6-3)	-	23,961
8/1	110	@CLE	W 7-1	70-40	1st	(8.0)	Cole (13-5)	Salazar (0-1)	-	21,536

ASTROS YEAR-BY-YEAR RESULTS

YEAR	HOME	ROAD	TOTAL	YEAR	HOME	ROAD	TOTAL	YEAR	HOME	ROAD	TOTAL
1997	1-2	0-0	1-2	2012	2-1	0-0	2-1	2017	0-3	1-2	1-5
1998	0-0	2-1	2-1	2013	1-2	0-4	1-6	2018	2-1	2-2	4-3
1999	2-1	0-0	2-1	2014	1-3	1-2	2-5	2019	2-2	2-1	4-3
2000	0-0	1-2	1-2	2015	1-2	1-3	2-5				
2001	2-1	0-0	2-1	2016	2-1	2-2	4-3				



MANAGER RON GARDENHIRE

Third season in Detroit (111-212)
15th season overall (1179-1251)

DETROIT IN 2019

Record: 47-114
Finish: 5th, AL Central
at HOU: 3-1
at DET: 3-0

ASTROS ALL-TIME SERIES RESULTS

Overall: 34-28
at HOU: 19-11
at DET: 15-17

ASTROS RESULTS BY DECADE

1990s: 6-0 (1,000)
2000s: 3-6 (.333)
2010s: 25-22 (.532)
Total: 34-28 (.548)

Central Division / American League

DETROIT TIGERS

Comerica Park • 2100 Woodward Avenue • Detroit, MI 48201
(313) 471-2000 • (313) 471-2104 (Press Box) • tigers.com

Chairman and CEO: Christopher Illitch
Executive VP, Baseball Operations & General Manager: Al Avila
Executive VP, Business Operations: Duane McLean
Vice President, Communications: Ron Colangelo
Direct Phone: (313) 471-2024
Director, Communications: Chad Crunk
Direct Phone: (313) 471-2092
Manager, Communications: Ben Fidelman
Direct Phone: (313) 471-2227
Coordinator, Media Relations: Jennifer Rogers
Direct Phone: (313) 471-2114
Stadium (Year Opened): Comerica Park (2000)
Capacity/Dimensions: 41,083/345—420—330
Director, Team Travel: Brian Britten

SERIES RECORDS

Longest Winning Streak, Astros: 8 (September 10, 2018-August 20, 2018)
Longest Winning Streak, Tigers: 7 (June 28, 2009-May 14, 2013)
Largest Margin of Victory, Astros: 7 (3x, last, May 14, 2019, Hou 11, DET 4)
Largest Margin of Victory, Tigers: 15 (May 4, 2013, Det 17, HOU 2)
Most Runs Scored by Astros: 11 (May 14, 2019 at Detroit)
Most Runs Scored by Tigers: 17 (May 4, 2013 at Houston)
Most Runs Scored by Both Teams: 20 (July 29, 2016, DET 14, Hou 6)
Longest Game, Innings: 14 (May 2, 2013 at Houston)
** home team in CAPS*

2019 SERIES REVIEW

Date	G	Opp	Score	Rec	Pos	GB	Astros POR	Tigers POR	Save	Attend
5/13	42	@DET	W 8-1	27-15	1st	(6.5)	Peacock (4-2)	Boyd (4-3)	-	15,086
5/14	43	@DET	W 11-4	28-15	1st	(7.0)	Miley (4-2)	Carpenter (0-2)	-	14,261
5/15	44	@DET	W 5-1	29-15	1st	(7.5)	Verlander (7-1)	Soto (0-2)	-	15,940
8/19	126	DET	W 5-4	80-46	1st	(8.0)	Miley (12-4)	Jackson (3-6)	Osuna (28)	40,499
8/20	127	DET	W 6-3	81-46	1st	(8.0)	Peacock (7-6)	Turnbull (3-12)	Osuna (29)	30,143
8/21	128	DET	L 1-2	81-47	1st	(7.0)	Verlander (15-5)	Farmer (5-4)	Jiménez (4)	29,567
8/22	129	DET	W 6-3	82-47	1st	(7.0)	Cole (15-5)	Zimmermann (1-9)	Osuna (30)	27,220

ASTROS YEAR-BY-YEAR RESULTS

YEAR	HOME	ROAD	TOTAL	YEAR	HOME	ROAD	TOTAL	YEAR	HOME	ROAD	TOTAL
1998	0-0	3-0	3-0	2009	2-1	0-0	2-1	2016	2-1	0-3	2-4
1999	3-0	0-0	3-0	2013	0-4	1-2	1-6	2017	3-1	1-2	4-3
2000	0-0	1-2	1-2	2014	2-1	1-3	3-4	2018	2-1	3-0	5-1
2006	0-0	0-3	0-3	2015	2-1	2-2	4-3	2019	3-1	3-0	6-1

**MANAGER Mike Matheny**

First season in Kansas City
8th season overall (591-474)

KANSAS CITY IN 2019

Record:59-103
Finish:4th, AL Central
at HOU:2-1
at KC:3-0

ASTROS ALL-TIME SERIES RESULTS

Overall:42-32
at HOU:18-19
at KC:24-13

ASTROS RESULTS BY DECADE

1990s:6-3 (.667)
2000s:9-6 (.600)
2010s:27-21 (.563)
Total:42-32 (.568)

Central Division / American League**KANSAS CITY ROYALS**

Kauffman Stadium • One Royal Way • Kansas City, MO 64129
(816) 921-8000 • (816) 504-4391/4392 (Press Box) • royals.com

Chairman/Chief Executive Officer:John Sherman
Senior VP, Baseball Operations/General Manager:Dayton Moore
Senior VP, Business Operations:Kevin Uhlich
VP, Communications & Broadcasting:Mike Swanson
Direct Phone:(816) 504-4713
Assistant Director, Communications:Mike Cummings
Direct Phone:(816) 504-4368
Director, Media Relations & Alumni:Dina Blevins
Direct Phone:(816) 504-4369
Stadium (Year Opened):Kauffman Stadium (1973)
Capacity/Dimensions:37,903/330—410—330
Sr. Director of Team Travel/Clubhouse Operations:Jeff Davenport

SERIES RECORDS

Longest Winning Streak, Astros:7 (May 26, 2014-July 24, 2015)
Longest Winning Streak, Royals:6 (June 7, 2013-April 17, 2014)
Largest Margin of Victory, Astros:9 (3x, last, September 15, 2019, Hou 12, KC 3)
Largest Margin of Victory, Royals:10 (May 7, 2019, Kc 12, HOU 2)
Most Runs Scored by Astros:14 (July 8, 2001 at Kansas City)
Most Runs Scored by Royals:15 (June 15, 2010 at Kansas City)
Most Runs Scored by Both Teams:22 (June 15, 2010, KC 15, Hou 7)
Longest Game, Innings:12 (2x, last, June 23, 2018 at Kansas City)

* home team in CAPS

2019 SERIES REVIEW

Date	G	Opp	Score	Rec	Pos	GB	Astros POR	Royals POR	Save	Attend
5/6	35	KC	W 6-4	21-14	1st	(3.0)	Cole (3-4)	Junis (3-3)	Osuna (8)	27,079
5/7	36	KC	L 2-12	21-15	1st	(3.0)	McHugh (3-4)	Duffy (1-1)	-	30,377
5/8	37	KC	W 9-0	22-15	1st	(3.0)	Peacock (3-2)	López (0-4)	-	22,698
9/13	149	@KC	W 4-1	96-53	1st	(7.5)	Cole (17-5)	Fillmyer (0-2)	Osuna (33)	20,593
9/14	150	@KC	W 6-1	97-53	1st	(7.5)	Greinke (16-5)	Montgomery (3-9)	-	20,716
9/15	151	@KC	W 12-3	98-53	1st	(7.5)	Miley (14-5)	Junis (9-14)	-	17,205

ASTROS YEAR-BY-YEAR RESULTS

YEAR	HOME	ROAD	TOTAL	YEAR	HOME	ROAD	TOTAL	YEAR	HOME	ROAD	TOTAL
1997	0-0	1-2	1-2	2006	1-2	0-0	1-2	2015	3-0	1-2	4-2
1998	2-1	0-0	2-1	2009	1-2	0-0	1-2	2016	1-3	2-1	3-4
1999	0-0	3-0	3-0	2010	0-0	1-2	1-2	2017	1-2	2-2	3-4
2000	2-1	0-0	2-1	2012	1-2	0-0	1-2	2018	2-1	3-0	5-1
2001	0-0	3-0	3-0	2013	2-1	0-3	2-4	2019	2-1	3-0	5-1
2005	0-0	2-1	2-1	2014	0-3	3-0	3-3				



MANAGER JOE MADDON

3rd season in Los Angeles (27-24)
17th season overall (1252-1068)

LOS ANGELES IN 2019

Record:	72-90
Finish:	4th, AL West
at HOU:	7-2
at LAA:	5-3
at Neutral:	2-0

ASTROS ALL-TIME SERIES RESULTS

Overall:	82-57
at HOU:	42-27
at LAA:	38-30
at Neutral:	2-0

ASTROS RESULTS BY DECADE

2010s:	3-3 (.500)
2010s:	79-54 (.594)
Total:	82-57 (.590)

Western Division / American League

LOS ANGELES ANGELS

Angel Stadium of Anaheim • 2000 Gene Autry Way • Anaheim, CA 92806
(714) 940-2000 • (714) 940-2703/2705 (Press Box) • angels.com

Owner:	Arte and Carol Moreno
Chairman:	Dennis Kuhl
President:	John Carpino
General Manager:	Billy Eppler
Director, Communications:	Adam Chodzko
Direct Phone:	(714) 940-2128
Manager, Communications:	Matt Birch
Direct Phone:	(714) 940-2014
Manager, Communications:	Grace McNamee
Direct Phone:	(714) 940-2129
Stadium (Year Opened):	Angel Stadium of Anaheim (1966)
Capacity/Dimensions:	45,477 / 347—396—348
Traveling Secretary:	Tom Taylor

SERIES RECORDS

Longest Winning Streak, Astros:	11 (May 28-July 24, 2016)
Longest Winning Streak, Angels:	4 (2x, last, July 3-6, 2014)
Largest Margin of Victory, Astros:	12 (May 4, 2019, Hou 14, LAA 2)
Largest Margin of Victory, Angels:	10 (April 04, 2014, LAA 11, HOU 1)
Most Runs Scored by Astros:	14 (May 4, 2019 at Los Angeles#)
Most Runs Scored by Angels:	14 (July 22, 2018 at LAA)
Most Runs Scored by Both Teams:	19 (2x, last, July 22, 2018, LAA 14, Hou 5)
Longest Game, Innings:	13 (2x, last, May 29, 2016 at Los Angeles)

* home team in CAPS #in Monterrey, Mexico

2019 SERIES REVIEW

Date	G	Opp	Score	Rec	Pos	GB	Astros POR	Angels POR	Save	Attend
5/4	33	@LAA (MX)	W 14-2	19-14	1st	(2.0)	Miley (2-2)	Cahill (1-3)	-	18,177
5/5	34	@LAA (MX)	W 10-4	20-14	1st	(2.0)	Verlander (5-1)	Harvey (1-3)	-	17,614
7/5	88	LAA	L 4-5	55-33	1st	(6.5)	Verlander (10-4)	Peña (6-2)	Robles (12)	41,219*
7/6	89	LAA	W 4-0	56-33	1st	(7.5)	Cole (9-5)	Heaney (1-3)	-	39,470
7/7	90	LAA	W 11-10 (10)	57-33	1st	(7.5)	Pressly (2-1)	Cole (0-1)	-	37,264
7/15	95	@LAA	L 6-9	59-36	1st	(5.5)	Valdez (3-6)	Anderson (3-0)	Robles (14)	35,431
7/16	96	@LAA	L 2-7	59-37	1st	(4.5)	Rondón (3-2)	Ramirez (4-1)	-	42,678
7/17	97	@LAA	W 11-2	60-37	1st	(4.5)	Cole (10-5)	Peña (7-3)	-	35,738
7/18	98	@LAA	W 6-2	61-37	1st	(5.5)	Miley (8-4)	Harvey (3-5)	-	35,928
8/23	130	LAA	W 5-4	83-47	1st	(7.5)	Greinke (14-4)	Suarez (2-5)	Osuna (31)	35,201
8/24	131	LAA	W 5-2	84-47	1st	(8.5)	Miley (13-4)	Peters (3-2)	Harris (1)	37,862
8/25	132	LAA	W 11-2	85-47	1st	(9.0)	Valdez (4-6)	Barria (4-7)	-	38,989
9/20	154	LAA	W 6-4	101-53	1st	(8.0)	Greinke (17-5)	Barria (4-10)	Osuna (36)	40,106
9/21	155	LAA	L 4-8	101-54	1st	(7.0)	Miley (14-6)	Bard (3-2)	-	43,264*
9/22	156	LAA	W 13-5	102-54	1st	(8.0)	Verlander (20-6)	Rodriguez (0-1)	-	43,169*
9/26	159	@LAA	L 3-4 (12)	104-55	1st	(8.0)	Biagini (3-2)	Cahill (4-9)	-	39,658
9/27	160	@LAA	W 4-0	105-55	1st	(9.0)	Urquidy (2-1)	Sandoval (0-4)	-	41,763
9/28	161	@LAA	W 6-3	106-55	1st	(9.0)	Verlander (21-6)	Bard (3-3)	Osuna (38)	35,814
9/29	162	@LAA	W 8-5	107-55	1st	(10.0)	Cole (20-5)	Peters (4-4)	Harris (4)	34,693

*indicates sellout

ASTROS YEAR-BY-YEAR RESULTS

YEAR	HOME	ROAD	TOTAL	YEAR	HOME	ROAD	TOTAL	YEAR	HOME	ROAD	TOTAL
2004	2-1	0-0	2-1	2014	5-4	2-8	7-12	2017	6-4	6-3	12-7
2007	0-0	1-2	1-2	2015	6-3	4-6	10-9	2018	6-4	7-2	13-6
2013	3-6	7-3	10-9	2016	7-3	6-3	13-6	2019	7-2	5-3	14-5

**MANAGER ROCCO BALDELLI**

Second season in Minnesota (101-61)

Second full season overall (101-61)

MINNESOTA IN 2019

Record:.....101-61
Finish:.....1st, AL Central
at HOU:.....2-1
at MIN:.....1-3

ASTROS ALL-TIME SERIES RESULTS

Overall:.....33-31
at HOU:.....17-15
at MIN:.....16-17

ASTROS RESULTS BY DECADE

1990s:.....4-4 (.500)
2000s:.....5-7 (.417)
2010s:.....24-20 (.546)
Total:.....33-31 (.516)

Central Division / American League**MINNESOTA TWINS**

Target Field • One Twins Way • Minneapolis, MN 55403
 (612) 659-3400 • (612) 659-3400 (Press Box) • twinsbaseball.com

Executive Chair:Jim Pohlard
President and CEO:Dave St. Peter
President, Baseball Operations:Derek Falvey
Senior VP, General Manager:Thad Levine
Senior Director, Communications:Dustin Morse
Direct Phone:(612) 659-3472
Senior Manager, Communications:Mitch Hestad
Direct Phone:(612) 659-3473
Manager, Communications:Matt Hodson
Direct Phone:(612) 659-3475
Coordinator, Communications:Cori Frankenberg
Direct Phone:(612) 659-3474
Stadium (Year Opened):Target Field (2010)
Capacity/Dimensions:38,885/339—407—328
Director, Team Travel:Mike Herman

SERIES RECORDS

Longest Winning Streak, Astros:7 (Aug. 9, 2017-July 14, 2017)
Longest Winning Streak, Twins:5 (Aug. 2-Sept. 3, 2013)
Largest Margin of Victory, Astros:12 (May 4, 2016, HOU 16, Min 4)
Largest Margin of Victory, Twins:8 (June 7, 2014, MIN 8, Hou 0)
Most Runs Scored by Astros:17 (May 31, 2017 at Minnesota)
Most Runs Scored by Twins:13 (June 6, 1999 at Minnesota)
Most Runs Scored by Both Teams:24 (May 29, 2017, Hou 16, MIN 8)
Longest Game, Innings:13 (Aug. 2, 2013 at Minnesota)
** home team in CAPS*

2019 SERIES REVIEW

Date	G	Opp	Score	Rec	Pos	GB	Astros POR	Twins POR	Save	Attend
4/22	22	MIN	L 5-9	13-9	2nd	1.5	Peacock (2-1)	Odorizzi (2-2)	-	34,518
4/23	23	MIN	W 10-4	14-9	2nd	0.5	Rondón (2-0)	Hildenberger (2-1)	-	29,409
4/24	24	MIN	W 7-1	15-9	1st	(0.5)	Verlander (4-0)	Stewart (0-1)	-	26,582
4/29	29	@MIN	L 0-1	17-12	T-1st	-	Verlander (4-1)	Odorizzi (3-2)	Parker (6)	12,615
4/30	30	@MIN	W 11-0	18-12	1st	(1.0)	Cole (2-4)	Pineda (2-2)	-	12,181
5/1	31	@MIN	L 2-6	18-13	1st	(1.0)	McHugh (3-3)	Pérez (4-0)	-	14,115
5/2	32	@MIN	L 2-8	18-14	1st	(0.5)	Peacock (2-2)	Berrios (5-1)	-	17,271

ASTROS YEAR-BY-YEAR RESULTS

YEAR	HOME	ROAD	TOTAL	YEAR	HOME	ROAD	TOTAL	YEAR	HOME	ROAD	TOTAL
1997	1-2	0-0	1-2	2006	1-2	0-0	1-2	2016	2-1	3-1	5-2
1998	1-1	0-0	1-1	2009	0-0	2-1	2-1	2017	2-1	3-0	5-1
1999	0-0	2-1	2-1	2013	1-2	0-3	1-5	2018	3-0	1-2	4-2
2000	1-2	0-0	1-2	2014	1-2	2-1	3-3	2019	2-1	1-3	3-4
2001	0-0	1-2	1-2	2015	2-1	1-2	3-3				



MANAGER AARON BOONE

Third season in New York (203-121)
Third full season overall (203-121)

NEW YORK IN 2019

Record:..... 103-59
Finish:..... 1st, AL East
at HOU:..... 3-0
at NYY:..... 1-3

ASTROS ALL-TIME SERIES RESULTS

Overall:..... 23-32
at HOU:..... 11-15
at NYY:..... 12-15

ASTROS RESULTS BY DECADE

2000s:..... 1-5 (.167)
2010s:..... 22-27 (.449)
Total:..... 23-32 (.418)

Eastern Division / American League

NEW YORK YANKEES

Yankee Stadium • One East 161st Street • Bronx, NY 10451
(718) 579-4460 • (718) 579-4460 (Press Box) • yankees.com

Managing General Partner/ Co-Chairperson:..... Hal Steinbrenner
General Partner/ Co-Chairperson:..... Henry G. Steinbrenner
President:..... Randy Levine
Senior Vice President/ General Manager:..... Brian Cashman
Vice President, Communications & Media Relations:..... Jason Zillo
Direct Phone:..... (718) 579-4515
Director, Communications & Media Relations:..... Michael Margolis
Direct Phone:..... (718) 579-4503
Assistant Director, Baseball Information:..... Lauren Moran
Direct Phone:..... (646) 977-8993
Stadium (Year Opened):..... Yankee Stadium (2009)
Capacity/Dimensions:..... 46,537/318—408—314
Director, Team Travel & Player Services:..... Ben Tuliebitz

SERIES RECORDS

Longest Winning Streak, Astros:..... 3 (3x, last, April 8-10, 2019)
Longest Winning Streak, Yankees:..... 7 (June 12, 2003-June 13, 2010)
Largest Margin of Victory, Astros:..... 14 (Aug. 25, 2015, HOU 15, NYY 1)
Largest Margin of Victory, Yankees:..... 13 (June 15, 2008, NYY 13, HOU 0)
Most Runs Scored by Astros:..... 15 (Aug. 25, 2015 at New York)
Most Runs Scored by Yankees:..... 16 (April 6, 2016 at New York)
Most Runs Scored by Both Teams:..... 22 (April 6, 2016, NYY 16, HOU 6)
Longest Game, Innings:..... 14 (Sept. 29, 2013 at Houston)
** home team in CAPS*

2019 SERIES REVIEW

Date	G	Opp	Score	Rec	Pos	GB	Astros POR	Yankees POR	Save	Attend
4/8	11	NYN	W 4-3	6-5	2nd	3.5	Pressly (1-0)	Ottavino (1-1)	Osuna (3)	27,631
4/9	12	NYN	W 6-3	7-5	2nd	3.5	Rondón (1-0)	Green (0-2)	Osuna (4)	31,009
4/10	13	NYN	W 8-6	8-5	2nd	3.5	McHugh (2-1)	Paxton (1-2)	Pressly (1)	27,685
6/20	76	@NYN	L 6-10	48-28	1st	(7.5)	Valdez (3-3)	Cortes Jr. (2-0)	Chapman (20)	41,030
6/21	77	@NYN	L 1-4	48-29	1st	(7.5)	Peacock (6-5)	Paxton (5-3)	Chapman (21)	41,166
6/22	78	@NYN	L 5-7	48-30	1st	(6.5)	Pressly (1-1)	Holder (5-2)	Britton (3)	46,034
6/23	79	@NYN	W 9-4	49-30	1st	(6.5)	Verlander (10-3)	Happ (7-4)	-	46,769

ASTROS YEAR-BY-YEAR RESULTS

YEAR	HOME	ROAD	TOTAL	YEAR	HOME	ROAD	TOTAL	YEAR	HOME	ROAD	TOTAL
2003	0-0	1-2	1-2	2014	2-1	2-1	4-2	2018	1-3	1-2	2-5
2008	0-3	0-0	0-3	2015	2-2	2-1	4-3	2019	3-0	1-3	4-3
2010	0-0	0-3	0-3	2016	1-2	1-2	2-4				
2013	0-3	1-2	1-5	2017	2-1	3-1	5-2				

Western Division / American League

OAKLAND ATHLETICS

Oakland Coliseum • 7000 Coliseum Way • Oakland, CA 94621
(510) 638-4900 • (510) 563-2294 (Press Box) • athletics.com



MANAGER BOB MELVIN

10th season in Oakland (731-664)
17th season overall (1224-1172)

OAKLAND IN 2019

Record: 97-65
Finish: 2nd, AL West
at HOU: 6-4
at OAK: 5-4

ASTROS ALL-TIME SERIES RESULTS

Overall: 71-68
at HOU: 37-33
at OAK: 34-35

ASTROS RESULTS BY DECADE

2000s: 1-5 (.167)
2010s: 70-63 (.526)
Total: 71-68 (.511)

Managing Partner/Owner: John Fisher
President: David Kaval
Executive Vice President, Baseball Operations: Billy Beane
General Manager: David Forst
Director of Baseball Communications: Fernando Alcalá
Direct Phone: (510) 563-2236
Baseball Information Manager: Mike Selleck
Direct Phone: (510) 563-2233
Baseball Communications Manager: Mark Ling
Direct Phone: (510) 746-4418
Baseball Communications Coordinator: Olivia Hummer
Direct Phone: (510) 563-2207
Stadium (Year Opened): Oakland Coliseum (1968)
Capacity/Dimensions: 46,847/330—400—330
Traveling Secretary: Mickey Morabito

SERIES RECORDS

Longest Winning Streak, Astros: 10 (July 20, 2016-April 28, 2017)
Longest Winning Streak, Athletics: 12 (June 13, 2007-July 22, 2013)
Largest Margin of Victory, Astros: 15 (Sept. 9, 2019, HOU 15, Oak 0)
Largest Margin of Victory, Athletics: 14 (Sept. 10, 2019, Oak 21, HOU 7)
Most Runs Scored by Astros: 16 (May 7, 2018 at Oakland)
Most Runs Scored by Athletics: 21 (Sept. 10, 2019 at Houston)
Most Runs Scored by Both Teams: 28 (Sept. 10, 2019, Oak 21, HOU 7)
Longest Game, Innings: 12 (3x, last, June 2, 2019 at Oakland)
* home team in CAPS

2019 SERIES REVIEW

Date	G	Opp	Score	Rec	Pos	GB	Astros POR	Athletics POR	Save	Attend
4/5	8	OAK	W 3-2	3-5	4th	3.5	McHugh (1-1)	Montas (1-0)	Osuna (2)	43,165*
4/6	9	OAK	W 6-0	4-5	4th	3.5	Miley (1-1)	Brooks (1-1)	-	34,487
4/7	10	OAK	W 9-8	5-5	T-2nd	3.5	Osuna (1-0)	Treinen (0-1)	-	34,902
4/16	17	@OAK	W 9-1	12-5	1st	(0.5)	McHugh (3-1)	Estrada (0-2)	-	12,270
4/17	18	@OAK	L 1-2	12-6	T-1st	-	Miley (1-2)	Montas (3-1)	Treinen (6)	11,323
5/31	58	@OAK	W 3-2	38-20	1st	(8.5)	Rondón (3-1)	Trivino (2-2)	Osuna (16)	14,519
6/1	59	@OAK	W 5-1	39-20	1st	(8.5)	Verlander (9-2)	Anderson (6-4)	-	20,425
6/2	60	@OAK	W 6-4 (12)	40-20	1st	(8.5)	James (3-0)	Trivino (2-3)	-	23,144
7/22	102	OAK	W 11-1	65-37	1st	(7.5)	Cole (11-5)	Bailey (8-7)	-	41,534*
7/23	103	OAK	L 3-4 (11)	65-38	1st	(6.5)	McHugh (3-5)	Petit (3-2)	-	39,204
7/24	104	OAK	W 4-2	66-38	1st	(7.5)	Verlander (13-4)	Bassitt (7-5)	Osuna (23)	41,838*
8/15	122	@OAK	L 6-7	78-44	1st	(8.5)	Devenski (2-2)	Diekmann (1-6)	Hendriks (14)	15,323
8/16	123	@OAK	L 2-3	78-45	1st	(7.5)	Sneed (0-1)	Trivino (4-5)	-	22,768
8/17	124	@OAK	L 4-8	78-46	1st	(6.5)	Armenteros (1-1)	Bassitt (9-5)	-	21,428
8/18	125	@OAK	W 4-1	79-46	1st	(7.5)	Greinke (13-4)	Anderson (10-9)	Osuna (27)	22,372
9/9	145	OAK	W 15-0	95-50	1st	(10.5)	Greinke (15-5)	Fiers (14-4)	-	38,289
9/10	146	OAK	L 7-21	95-51	1st	(9.5)	Miley (13-5)	Roark (4-1)	Mengden (1)	32,100
9/11	147	OAK	L 3-5	95-52	1st	(8.5)	James (5-1)	Anderson (12-9)	Hendriks (20)	32,938
9/12	148	OAK	L 2-3	95-53	1st	(7.5)	Verlander (18-6)	Bailey (13-8)	Hendriks (21)	34,024

*indicates sellout

ASTROS YEAR-BY-YEAR RESULTS

YEAR	HOME	ROAD	TOTAL	YEAR	HOME	ROAD	TOTAL	YEAR	HOME	ROAD	TOTAL
2002	0-0	0-3	0-3	2014	5-5	3-6	8-11	2017	6-3	6-4	12-7
2007	1-2	0-0	1-2	2015	5-4	5-5	10-9	2018	5-5	7-2	12-7
2013	1-8	3-7	4-15	2016	8-2	5-4	13-6	2019	6-4	5-4	11-8



MANAGER SCOTT SERVAIS

Fifth season in Seattle (321-327)
Fifth season overall (321-327)

SEATTLE IN 2019

Record:.....68-94
Finish:.....5th, AL West
at HOU:.....10-0
at SEA:.....8-1

ASTROS ALL-TIME SERIES RESULTS

Overall:.....88-54
at HOU:.....42-32
at SEA:.....46-22

ASTROS RESULTS BY DECADE

2000s:.....6-3 (.667)
2010s:.....82-51 (.617)
Total:.....88-54 (.620)

Western Division / American League

SEATTLE MARINERS

T-Mobile Park • 1250 First Avenue South • Seattle, WA 98134
(206) 346-4000 • (206) 346-4639 (Press Box) • mariners.com

Chairman & Managing Partner:.....John Stanton
President & CEO:.....Kevin Mather
Executive VP, Baseball Operations & General Manager:.....Jerry Dipoto
Assistant General Manager, Baseball Operations:.....Justin Hollander, Joe Bohringer
Senior Vice President, Marketing and Communications:.....Kevin Martinez
Direct Phone:.....(206) 346-4426
Vice President, Communications:.....Tim Hevly
Direct Phone:.....(206) 346-4402
Senior Director, Public Information:.....Rebecca Hale
Direct Phone:.....(206) 346-4360
Senior Manager, Baseball Information:.....Kelly Munro
Direct Phone:.....(206) 346-4401
Manager, Baseball Information:.....Ryan Hueter
Direct Phone:.....(206) 346-4403
Stadium (Year Opened):.....T-Mobile Park (1999)
Capacity/Dimensions:.....47,943/331—401—326
Director, Major League Operations:.....Jack Mosimann

SERIES RECORDS

Longest Winning Streak, Astros:.....13 (June 6, 2019-current)
Longest Winning Streak, Mariners:.....6 (July 19-Aug. 31, 2013)
Largest Margin of Victory, Astros:.....20 (Sept. 8, 2019, HOU 21, Sea 1)
Largest Margin of Victory, Mariners:.....13 (June 5, 2019, SEA 14, Hou 1)
Most Runs Scored by Astros:.....21 (Sept. 8, 2019 at Houston)
Most Runs Scored by Mariners:.....14 (June 5, 2019 at Seattle)
Most Runs Scored by Both Teams:.....25 (April 9, 2013, Hou 16, SEA 9)
Longest Game, Innings:.....14 (June 6, 2019 at Seattle)

* home team in CAPS

2019 SERIES REVIEW

Date	G	Opp	Score	Rec	Pos	GB	Astros POR	Mariners POR	Save	Attend
4/12	14	@SEA	W 10-6	9-5	2nd	3.0	Peacock (2-0)	Armstrong (0-1)	Osuna (5)	30,969
4/13	15	@SEA	W 3-1	10-5	2nd	2.0	Verlander (2-0)	Hernández (1-1)	Osuna (6)	30,533
4/14	16	@SEA	W 3-2	11-5	2nd	0.5	Cole (1-2)	Brennan (1-1)	Osuna (7)	29,237
6/3	61	@SEA	W 4-2	41-20	1st	(9.0)	Valdez (2-2)	Gearrin (0-2)	Pressly (3)	11,825
6/4	62	@SEA	W 11-5	42-20	1st	(10.0)	Guduan (1-0)	Brennan (2-4)	-	12,208
6/5	63	@SEA	L 1-14	42-21	1st	(9.0)	Peacock (5-3)	Leake (5-6)	-	13,652
6/6	64	@SEA	W 8-7 (14)	43-21	1st	(9.0)	Devenski (1-0)	Festa (0-1)	-	20,258
6/28	83	SEA	W 2-1 (10)	51-32	1st	(4.5)	Harris (2-1)	Festa (0-2)	-	32,828
6/29	84	SEA	W 6-5 (10)	52-32	1st	(5.5)	Devenski (2-0)	Elias (2-1)	-	35,082
6/30	85	SEA	W 6-1	53-32	1st	(6.5)	Cole (8-5)	Gonzales (9-7)	-	32,485
8/2	111	SEA	W 10-2	71-40	1st	(8.5)	Miley (10-4)	Kikuchi (4-8)	-	41,444*
8/3	112	SEA	W 9-0	72-40	1st	(8.5)	Sanchez (4-14)	Gonzales (12-9)	-	37,059
8/4	113	SEA	W 3-1	73-40	1st	(8.5)	Verlander (15-4)	Milone (1-6)	Osuna (25)	39,667
9/5	141	SEA	W 11-9 (13)	91-50	1st	(9.0)	James (5-0)	Wisler (1-2)	-	27,822
9/6	142	SEA	W 7-4	92-50	1st	(9.5)	Smith (1-0)	Milone (3-9)	Osuna (32)	33,149
9/7	143	SEA	W 2-1	93-50	1st	(9.5)	Verlander (18-5)	Adams (1-2)	Harris (2)	41,958*
9/8	144	SEA	W 21-1	94-50	1st	(9.5)	Cole (16-5)	Hernández (1-6)	-	35,569
9/24	157	@SEA	W 3-0	103-54	1st	(9.0)	Cole (19-5)	Milone (4-10)	Osuna (37)	11,259
9/25	158	@SEA	W 3-0	104-54	1st	(9.0)	Greinke (8-1)	Kikuchi (6-11)	Harris (3)	10,916

*indicates sellout

ASTROS YEAR-BY-YEAR RESULTS

YEAR	HOME	ROAD	TOTAL	YEAR	HOME	ROAD	TOTAL	YEAR	HOME	ROAD	TOTAL
2002	1-2	0-0	1-2	2014	3-6	6-4	9-10	2018	2-7	7-3	9-10
2004	0-0	2-1	2-1	2015	7-3	5-4	12-7	2019	10-0	8-1	18-1
2007	3-0	0-0	3-0	2016	6-4	5-4	11-8				
2013	3-7	6-3	9-10	2017	7-3	7-2	14-5				

**MANAGER KEVIN CASH**

Sixth season in Tampa Bay (414-396)
Sixth season overall (414-396)

TAMPA BAY IN 2019

Record:.....96-66
Finish:.....2nd, AL East
at HOU:.....2-1
at TB:.....1-3

ASTROS ALL-TIME SERIES RESULTS

Overall:.....24-36
at HOU:.....15-18
at TB:.....9-18

ASTROS RESULTS BY DECADE

2000s:.....5-1 (.833)
2010s:.....19-35 (.352)
Total:.....24-36 (.400)

Eastern Division / American League**TAMPA BAY RAYS**

Tropicana Field • One Tropicana Drive • St. Petersburg, FL 33705
(727) 825-3242 • (727) 825-3129 (Press Box) • raysbaseball.com

Principal Owner:.....Stuart Sternberg
President:.....Brian Auld
President:.....Matt Silverman
Vice President, Communications:.....Dave Haller
Direct Phone:.....(727) 825-3485
Manager, Baseball Communications:.....Craig Vanderkam
Direct Phone:.....(727) 825-3473
Director, Communications:.....Ryan Sheets
Direct Phone:.....(727) 825-3237
Manager, Communications:.....Karl Fisher
Direct Phone:.....(727) 825-3484
Spanish Translator:.....Manny Navarro
Direct Phone:.....(727) 825-3344
Stadium (Year Opened):.....Tropicana Field (1990)
Capacity/Dimensions:.....25,025/315—404—322
Director, Team Travel and Logistics:.....Chris Westmoreland

SERIES RECORDS

Longest Winning Streak, Astros:.....4 (June 6, 2003-June 20, 2008)
Longest Winning Streak, Rays:.....7 (May 22, 2010-July 2, 2013)
Largest Margin of Victory, Astros:.....7 (July 31, 2017 at Houston)
Largest Margin of Victory, Rays:.....12 (July 1, 2013, TB 12, HOU 0)
Most Runs Scored by Astros:.....14 (July 31, 2017 at Houston)
Most Runs Scored by Rays:.....14 (June 26, 2011 at Houston)
Most Runs Scored by Both Teams:.....24 (June 26, 2011, TB 14, HOU 10)
Longest Game, Innings:.....13 (Aug. 19, 2015 at Houston)

* home team in CAPS

2019 SERIES REVIEW

Date	G	Opp	Score	Rec	Pos	GB	Astros POR	Rays POR	Save	Attend
6/18	74	TB	W 5-4	49-25	1st	(2.0)	McHugh (2-0)	Romo (1-2)	-	34,151
6/19	75	TB	L 1-2	49-26	1st	(2.0)	Rondon (1-2)	Snell (9-4)	Romo (4)	37,414
6/20	76	TB	W 5-1	50-26	1st	(3.0)	Morton (9-1)	Evoldi (1-3)	-	43,409*
6/28	83	@TB	W 1-0	55-28	1st	(3.5)	McCullers Jr. (9-3)	Yarborough (7-4)	Rondon (5)	12,305
6/29	84	@TB	L 2-3	55-29	1st	(2.5)	Cole (9-2)	Font (2-3)	Alvarado (2)	15,797
6/30	85	@TB	L 2-5	55-30	1st	(1.5)	Verlander (9-4)	Nuno (2-0)	Romo (7)	18,378
7/1	86	@TB	L 2-3	55-31	1st	(0.5)	Morton (10-2)	Snell (11-4)	Romo (8)	19,334

*indicates sellout

ASTROS YEAR-BY-YEAR RESULTS

YEAR	HOME	ROAD	TOTAL	YEAR	HOME	ROAD	TOTAL	YEAR	HOME	ROAD	TOTAL
2003	3-0	0-0	3-0	2013	1-3	1-2	2-5	2017	1-3	2-1	3-4
2008	0-0	2-1	2-1	2014	1-2	1-3	2-5	2018	2-1	1-3	3-4
2010	1-2	0-0	1-2	2015	2-2	0-3	2-5	2019			
2011	0-3	0-0	0-3	2016	2-1	1-2	3-3				



2020 OPPONENTS



MANAGER CHRIS WOODWARD

Second season in Texas (78-84)
Second full season overall (78-84)

TEXAS IN 2019

Record:.....78-84
Finish:.....3rd, AL West
at HOU:.....9-0
at TEX:.....4-6

ASTROS ALL-TIME SERIES RESULTS

Overall:.....90-115
at HOU:.....46-56
at TEX:.....44-59

ASTROS RESULTS BY DECADE

2000s:.....26-28 (481)
2010s:.....64-87 (424)
Total:.....90-115 (439)

Western Division / American League

TEXAS RANGERS

Globe Life Field • 734 Stadium Drive • Arlington, TX 76011
(817) 273-5203 • (817) 273-1914 (Press Box) • texasrangers.com

Co-Chairmen:.....Ray C. Davis, Bob R. Simpson
President of Baseball Ops & General Manager:.....Jon Daniels
Assistant General Managers:.....Josh Boyd, Mike Daly and Shiraz Rehman
Executive Vice President, Communications:.....John Blake
Direct Phone:.....(817) 533-1656
Senior Director, Communications:.....Rich Rice
Direct Phone:.....(817) 533-1657
Manager, Baseball Information:.....Matt Mallian
Direct Phone:.....(817) 533-1662
Stadium (Year Opened):.....Globe Life Field (2020)
Capacity/Dimensions:.....40,300/329—407—326
Director of Travel:.....Josh Shelton

SERIES RECORDS

Longest Winning Streak, Astros:.....8 (May 12-July 4, 2018)
Longest Winning Streak, Rangers:.....12 (July 7, 2013-April 11, 2014)
Largest Margin of Victory, Astros:.....11 (2x, last, Sept. 26, 2017, Hou 14, TEX 3)
Largest Margin of Victory, Rangers:.....15 (2x, last, May 21, 2005, TEX 18, Hou 3)
Most Runs Scored by Astros:.....15 (May 12, 2019 at Houston)
Most Runs Scored by Rangers:.....18 (2x, last, May 21, 2005 at Texas)
Most Runs Scored by Both Teams:.....24 (May 16, 2008, TEX 16, Hou 8)
Longest Game, Innings:.....14 (April 12, 2015 at Texas)

* home team in CAPS

2019 SERIES REVIEW

Date	G	Opp	Score	Rec	Pos	GB	Astros POR	Rangers POR	Save	Attendance
4/1	5	@TEX	W 2-1	2-3	4th	3.0	Peacock (1-0)	Sampson (0-1)	Osuna (1)	18,056
4/2	6	@TEX	L 4-6	2-4	4th	4.0	Valdez (0-1)	Kelley (1-0)	Leclerc (2)	17,907
4/3	7	@TEX	L 0-4	2-5	4th	4.5	Cole (0-2)	Minor (1-1)	-	22,265
4/19	19	@TEX	W 7-2	13-6	T-1st	-	Verlander (3-0)	Smyly (0-2)	-	35,649
4/20	20	@TEX	L 4-9	13-7	2nd	1.0	Cole (1-3)	Kelley (3-0)	-	39,636
4/21	21	@TEX	L 10-11	13-8	2nd	1.0	McHugh (3-2)	Miller (1-1)	Kelley (1)	26,225
5/9	38	TEX	W 4-2	23-15	1st	(4.0)	Miley (3-2)	Minor (3-3)	Osuna (9)	26,657
5/10	39	TEX	W 3-0	24-15	1st	(5.0)	Verlander (6-1)	Lynn (3-3)	Osuna (10)	33,023
5/11	40	TEX	W 11-4	25-15	1st	(5.5)	Cole (4-4)	Smyly (0-3)	-	35,849
5/12	41	TEX	W 15-5	26-15	1st	(6.5)	Martin (1-0)	Sampson (0-3)	-	41,027*
7/11	91	@TEX	L 0-5	57-34	1st	(7.0)	Valdez (3-5)	Lynn (12-4)	-	37,964
7/12	92	@TEX	L 8-9	57-35	1st	(6.0)	Osuna (3-2)	Kelley (5-2)	-	32,322
7/13	93	@TEX	W 7-6 (11)	58-35	1st	(6.0)	James (4-0)	Martin (1-1)	Osuna (20)	42,452
7/14	94	@TEX	W 12-4	59-35	1st	(6.0)	Verlander (11-4)	Jurado (5-5)	-	27,916
7/19	99	TEX	W 4-3	62-37	1st	(5.5)	Verlander (12-4)	Minor (8-5)	Osuna (21)	42,287*
7/20	100	TEX	W 6-1	63-37	1st	(5.5)	Urquidy (1-0)	Jurado (5-6)	-	41,643*
7/21	101	TEX	W 5-3	64-37	1st	(6.5)	Armenteros (1-0)	Lynn (12-6)	Osuna (22)	37,655
9/17	152	TEX	W 4-1	99-53	1st	(8.0)	Verlander (19-6)	Lynn (14-11)	Osuna (34)	39,650
9/18	153	TEX	W 3-2	100-53	1st	(8.0)	Cole (18-5)	Allard (4-1)	Osuna (35)	38,417

*indicates sellout

ASTROS YEAR-BY-YEAR RESULTS

YEAR	HOME	ROAD	TOTAL	YEAR	HOME	ROAD	TOTAL	YEAR	HOME	ROAD	TOTAL
2001	1-2	2-1	3-3	2008	2-1	1-2	3-3	2015	4-5	2-8	6-13
2002	2-1	2-1	4-2	2009	0-3	1-2	1-5	2016	2-7	2-8	4-15
2003	1-2	3-0	4-2	2010	0-3	1-2	1-5	2017	5-5	7-2	12-7
2004	2-1	1-2	3-3	2011	1-2	1-2	2-4	2018	3-6	9-1	12-7
2005	2-1	0-3	2-4	2012	1-2	0-3	1-5	2019	9-0	4-6	13-6
2006	2-1	2-1	4-2	2013	1-9	1-8	2-17				
2007	1-2	1-2	2-4	2014	7-3	4-5	11-8				

**MANAGER CHARLIE MONTOMOY**

Second season in Toronto (67-95)
Second full season overall (67-95)

TORONTO IN 2019

Record: 67-95
Finish: 4th, AL East
at HOU: 2-1
at TOR: 2-1

ASTROS ALL-TIME SERIES RESULTS

Overall: 30-23
at HOU: 19-8
at TOR: 11-15

ASTROS RESULTS BY DECADE

2000s: 3-0 (1.000)
2010s: 27-23 (.540)
Total: 30-23 (.566)

Eastern Division / American League**TORONTO BLUE JAYS**

Rogers Centre • 1 Blue Jays Way • Toronto, Ontario M5V 1J1
(416) 341-1000 • (416) 341-1178 (Press Box) • bluejays.com

President and CEO, Toronto Blue Jays: Mark Shapiro
Exec. VP of Baseball Operations & General Manager: Ross Atkins
Assistant General Manager: Joe Sheehan
Director, Baseball Media: Richard Griffin
Direct Phone: (416) 341-1691
Manager, Baseball Media: Ryan Brown
Direct Phone: (416) 341-1064
Associate, Baseball Media: Rodney Hiemstra
Direct Phone: (416) 341-3129
Coordinator, Baseball Media: Adam Felton
Direct Phone: (416) 341-3878
Stadium (Year Opened): Rogers Centre (1989)
Capacity/Dimensions: 49,286/328—400—328
Director, Team Travel and Clubhouse Operations: Mike Shaw

SERIES RECORDS

Longest Winning Streak, Astros: 7 (Aug. 1, 2014-May 17, 2015)
Longest Winning Streak, Blue Jays: 3 (4x, last, Aug. 2-4, 2016)
Largest Margin of Victory, Astros: 18 (July 9, 2017, Hou 19, TOR 1)
Largest Margin of Victory, Blue Jays: 12 (June 16, 2019, Tor 12, HOU 0)
Most Runs Scored by Astros: 19 (July 9, 2017 at Toronto)
Most Runs Scored by Blue Jays: 12 (2x, last, June 15, 2019 at Houston)
Most Runs Scored by Both Teams: 23 (Aug. 4, 2017, HOU 16, Tor 7)
Longest Game, Innings: 14 (Aug. 1, 2016 at Houston)

* home team in CAPS

2019 SERIES REVIEW

Date	G	Opp	Score	Rec	Pos	GB	Astros POR	Blue Jays POR	Save	Attend
6/14	70	TOR	W 15-2	47-23	1st	(9.5)	Cole (6-5)	Sanchez (3-8)	Armenteros (1)	34,719
6/15	71	TOR	W 7-2	48-23	1st	(9.5)	Valdez (3-2)	Richard (0-3)	-	38,012
6/16	72	TOR	L 0-12	48-24	1st	(9.5)	Peacock (6-4)	Thornton (2-5)	-	42,174*
8/30	136	@TOR	W 7-4	88-48	1st	(9.0)	McHugh (4-5)	Thornton (4-9)	-	25,289
8/31	137	@TOR	L 4-6	88-49	1st	(9.0)	Valdez (4-7)	Buchholz (1-3)	Giles (18)	26,414
9/1	138	@TOR	W 2-0	89-49	1st	(10.0)	Verlander (17-5)	Giles (2-3)	-	24,104

* indicates sellout

ASTROS YEAR-BY-YEAR RESULTS

YEAR	HOME	ROAD	TOTAL	YEAR	HOME	ROAD	TOTAL	YEAR	HOME	ROAD	TOTAL
2005	3-0	0-0	3-0	2014	3-1	1-2	4-3	2017	2-1	2-2	4-3
2011	0-0	2-1	2-1	2015	4-0	0-3	4-3	2018	2-1	2-1	4-2
2013	2-1	1-3	3-4	2016	1-3	1-2	2-5	2019	2-1	2-1	4-2



MANAGER TOREY LOVULLO

Fourth season in Arizona (260-226)
Fourth full season overall (260-226)

ARIZONA in 2019

Record: 85-77
Finish: 2nd, NL West

ASTROS ALL-TIME SERIES RESULTS

Overall: 57-73
at HOU: 28-34
at ARI: 29-39

ASTROS RESULTS BY DECADE

1990s: 9-9 (.500)
2000s: 29-23 (.426)
2010s: 19-25 (.432)
Total: 57-73 (.439)

Western Division / National League

ARIZONA DIAMONDBACKS

Chase Field • 401 E. Jefferson St. • Phoenix, AZ 85001
(602) 462-6500 • (602) 462-4565 (Press Box) • dbacks.com

Managing General Partner: Ken Kendrick
President and CEO: Derrick Hall
EVP and General Manager: Mike Hazen
SVP and Assistant GM: Amiel Sawdaye, Jared Porter
Senior VP, Content and Communications: Josh Rawitch
Direct Phone: (602) 462-6746
Senior Director, Player and Media Relations: Casey Wilcox
Direct Phone: (602) 462-6661
Senior Manager, Player and Media Relations: Patrick O'Connell
Direct Phone: (602) 462-6586
Stadium (Year Opened): Chase Field (1998)
Capacity/Dimensions: 48,519/330—407—335
Senior Director of Team Travel: Roger Riley

SERIES RECORDS

Longest Winning Streak, Astros: 4 (3x, last, Aug. 1-Oct. 3, 2015)
Longest Winning Streak, Diamondbacks: 9 (Aug. 9, 2011-Aug. 19, 2012)
Largest Margin of Victory, Astros: 16 (Oct. 2, 2015, Hou 21, ARI 5)
Largest Margin of Victory, Diamondbacks: 10 (2x, last, Aug. 15, 2008, Ari 12, HOU 2)
Most Runs Scored by Astros: 21 (Oct. 2, 2015 at Arizona)
Most Runs Scored by Diamondbacks: 14 (Aug. 28, 2009 at Arizona)
Most Runs Scored by Both Teams: 26 (Oct. 2, 2015, ARI 5, Hou 21)
Longest Game, Innings: 13 (June 5, 2002 at Arizona)
** home team in CAPS*

ASTROS YEAR-BY-YEAR RESULTS

YEAR	HOME	ROAD	TOTAL	YEAR	HOME	ROAD	TOTAL	YEAR	HOME	ROAD	TOTAL
1998	2-1	3-3	5-4	2005	1-2	2-1	3-3	2012	0-3	0-3	0-6
1999	3-3	1-2	4-5	2006	1-2	4-2	5-4	2014	2-0	1-1	3-1
2000	0-3	1-3	1-6	2007	2-1	0-4	2-5	2015	2-1	2-1	4-2
2001	2-1	2-1	4-2	2008	1-2	1-2	2-4	2016	1-1	2-0	3-1
2002	2-1	1-2	3-3	2009	2-1	2-4	4-5	2017	1-1	1-1	2-2
2003	1-2	0-3	1-5	2010	1-3	2-1	3-4	2018	2-1	1-2	3-3
2004	2-2	2-0	4-2	2011	0-3	1-3	1-6				


MANAGER BRIAN SNITKER

Fifth season in Atlanta (318-292)

Fifth season overall (318-292)

ATLANTA IN 2019**Record:**..... 97-65**Finish:**..... 1st, NL East**ASTROS ALL-TIME SERIES RESULTS****Overall:**..... 326-381-1**at HOU:**..... 176-186**at ATL:**..... 150-195-1**ASTROS RESULTS BY DECADE****1960s:**..... 49-95-1 (.340)**1970s:**..... 91-85 (.517)**1980s:**..... 96-78 (.552)**1990s:**..... 53-71 (.427)**2000s:**..... 28-36 (.438)**2010s:**..... 8-14 (.364)**Total:**..... 326-381-1 (.461)**Eastern Division / National League****ATLANTA BRAVES**

Truist Park • 755 Battery Avenue, SE • Atlanta, GA 30339

(404) 522-7630 • (404) 614-1463 (Press Box) • braves.com

Chairman:..... Terence F. McGuirk**President and CEO:**..... Derek Schiller**Executive Vice President/General Manager**..... Alex Anthopoulos**Sr. Vice President, Baseball Operations:**..... Perry Minasian**Vice President, Communications:**..... Brad Hainje**Direct Phone:**..... (404) 614-1336**Director, Baseball Communications:**..... Jonathan Kerber**Direct Phone:**..... (404) 614-1379**Manager, Baseball Communications:**..... Jared Burleyson**Direct Phone:**..... (404) 614-1541**Stadium (Year Opened):**..... Truist Park (2017)**Capacity/Dimensions:**..... 41,184/335—400—325**Team Travel Manager:**..... Jim Lovell**SERIES RECORDS****Longest Winning Streak, Astros:**..... 9 (Sept. 27, 1986-May 1, 1987)**Longest Winning Streak, Braves:**..... 12 (July 4-Sept. 4, 1996)**Largest Margin of Victory, Astros:**..... 13 (May 20, 1978, HOU 13, Atl 0)**Largest Margin of Victory, Braves:**..... 16 (May 8, 2005, ATL 16, Hou 0)**Most Runs Scored by Astros:**..... 16 (2x, last, July 4, 2017 at Atlanta)**Most Runs Scored by Braves:**..... 16 (2x, last, May 8, 2005 at Atlanta)**Most Runs Scored by Both Teams:**..... 23 (Aug. 2, 2007, Hou 12, ATL 11)**Longest Game, Innings:**..... 17 (3x, last, July 6, 2008 at Atlanta)

* home team in CAPS

ASTROS YEAR-BY-YEAR RESULTS

YEAR	HOME	ROAD	TOTAL	YEAR	HOME	ROAD	TOTAL	YEAR	HOME	ROAD	TOTAL	YEAR	HOME	ROAD	TOTAL
1962	4-5	3-6	7-11	1976	5-4	6-3	11-7	1990	9-0	4-5	13-5	2004	1-2	2-1	3-3
1963	2-7	3-6	5-13	1977	5-4	4-5	9-9	1991	2-7	3-6	5-13	2005	1-1	0-4	1-5
1964	6-3	6-3	12-6	1978	5-4	5-4	10-8	1992	0-9	5-4	5-13	2006	3-1	1-2	4-3
1965	2-7	2-7	4-14	1979	8-1	3-6	11-7	1993	2-5	3-3	5-8	2007	2-1	1-2	3-3
1966	2-7	2-7	4-14	1980	8-1	3-6	11-7	1994	1-2	2-1	3-3	2008	2-1	1-2	3-3
1967	3-6	1-8	7-11	1981	4-2	4-2	8-4	1995	1-5	5-1	6-6	2009	1-2	2-1	3-3
1968	3-6	4-5	7-11	1982	4-5	4-5	8-10	1996	4-2	2-4	6-6	2010	1-2	0-3	1-5
1969	2-7	1-8	3-15	1983	5-5	2-6	7-11	1997	2-3	2-4	4-7	2011	0-2	1-3	1-5
1970	5-4	4-5	9-9	1984	2-7	4-5	6-12	1998	3-3	2-1	5-4	2012	1-2	1-2	2-4
1971	4-5	5-4	9-9	1985	3-6	7-2	10-8	1999	1-3	0-3	1-6	2014	1-2	0-0	1-2
1972	5-4	2-3	7-7	1986	7-2	6-3	13-5	2000	4-2	0-3	4-5	2017	2-0	2-0	4-0
1973	2-7	5-4	7-11	1987	8-1	2-7	10-8	2001	1-2	2-1	3-3				
1974	6-3	6-3	12-6	1988	7-2	6-3	13-5	2002	1-2	2-1	3-3				
1975	4-5	2-7	6-12	1989	5-4	5-4	10-8	2003	0-3	1-2	1-5				



MANAGER DON MATTINGLY

Fifth season in Miami (276-370)
10th full season overall (722-733)

MIAMI IN 2019

Record:.....57-105
Finish:.....5th, NL East

ASTROS ALL-TIME SERIES RESULTS

Overall:.....82-78
at HOU:.....49-30
at MIA:.....33-48

ASTROS RESULTS BY DECADE

1990s:.....39-32 (.549)
2000s:.....34-30 (.531)
2010s:.....9-16 (.360)
Total:.....82-78 (.513)

Eastern Division / National League

MIAMI MARLINS

Marlins Park • 501 Marlins Way • Miami, FL 33125
(305) 480-1300 • (305) 480-3631 (Press Box) • marlins.com

Owner:..... Bruce Sherman
CEO:..... Derek Jeter
President, Baseball Operations:..... Michael Hill
Senior Vice President, Communications and Broadcasting:..... Jason Latimer
Direct Phone:..... (305) 480-1390
Senior Director, Communications:..... Joe Vieira
Direct Phone:..... (305) 480-1396
Stadium (Year Opened):..... Marlins Park (2012)
Capacity/Dimensions:..... 37,446/345—400—335
Director, Team Travel:..... Manny Colon

SERIES RECORDS

Longest Winning Streak, Astros:..... 7 (May 29-Aug. 23, 1993)
Longest Winning Streak, Marlins:..... 7 (July 15-Sept. 27, 1996)
Largest Margin of Victory, Astros:..... 12 (July 15, 2006, Hou 12, FLA 0)
Largest Margin of Victory, Marlins:..... 12 (Sept. 17, 2008, FLA 14, Hou 2)
Most Runs Scored by Astros:..... 14 (Aug. 12, 2009 at Florida)
Most Runs Scored by Marlins:..... 15 (July 15, 2006 at Florida)
Most Runs Scored by Both Teams:..... 20 (2x, last, Aug. 12, 2009, Hou 14, FLA 6)
Longest Game, Innings:..... 16 (Aug. 20, 1999 at Florida)

* home team in CAPS

ASTROS YEAR-BY-YEAR RESULTS

YEAR	HOME	ROAD	TOTAL	YEAR	HOME	ROAD	TOTAL	YEAR	HOME	ROAD	TOTAL	YEAR	HOME	ROAD	TOTAL
1993	4-2	5-1	9-3	1999	2-2	5-0	7-2	2005	2-2	1-2	3-4	2011	1-2	0-4	1-6
1994	2-1	2-1	4-2	2000	3-1	2-2	5-3	2006	2-1	2-2	4-3	2012	1-2	1-2	2-4
1995	3-3	1-5	4-8	2001	1-2	2-1	3-3	2007	2-0	1-2	3-2	2014	0-3	0-0	0-3
1996	5-1	0-6	5-7	2002	2-1	1-2	3-3	2008	2-1	0-3	2-4	2017	0-0	3-0	3-0
1997	3-2	1-5	4-7	2003	3-0	2-1	5-1	2009	2-1	1-3	3-4				
1998	5-1	1-2	6-3	2004	1-2	2-1	3-3	2010	2-1	1-2	3-3				

**MANAGER LUIS ROJAS**

First season in New York
First season overall

NEW YORK IN 2019

Record:..... 86-76
Finish:..... 3rd, NL East

ASTROS ALL-TIME SERIES RESULTS

Overall:..... 312-260-1
at HOU:..... 179-108-1
at NYM:..... 133-152

ASTROS RESULTS BY DECADE

1960s:..... 87-49-1 (.640)
1970s:..... 61-59 (.508)
1980s:..... 61-56 (.521)
1990s:..... 61-46 (.570)
2000s:..... 28-39 (.418)
2010s:..... 11-11 (.560)
Total:..... 312-260-1 (.545)

Eastern Division / National League**NEW YORK METS**

Citi Field • Flushing, NY 11368
(718) 507-6387 • mets.com

Chairman of the Board & CEO:..... Fred Wilpon
President:..... Saul B. Katz
Chief Operating Officer:..... Jeff Wilpon
General Manager:..... Sandy Alderson
Vice President, Communications:..... Harold Kaufman
Direct Phone:..... (718) 559-3108
Senior Director, Communications:..... Ethan Wilson
Direct Phone:..... (718) 803-4027
Manager, Media Relations:..... Zach Weber
Direct Phone:..... (718)-565-4322
Stadium (Year Opened):..... Citi Field (2009)
Capacity/Dimensions:..... 41,922/335—408—330
Director, Team Travel:..... Brian Small

SERIES RECORDS

Longest Winning Streak, Astros:..... 10 (May 23, 1969-May 29, 1970)
Longest Winning Streak, Mets:..... 7 (July 17-July 29, 1966)
Largest Margin of Victory, Astros:..... 13 (2x, last, July 30, 2002, Hou 16, NYM 3)
Largest Margin of Victory, Mets:..... 16 (Aug. 30, 1999, Nym 17, HOU 1)
Most Runs Scored by Astros:..... 16 (3x, last, July 30, 2002 at New York)
Most Runs Scored by Mets:..... 17 (Aug. 30, 1999 at Houston)
Most Runs Scored by Both Teams:..... 22 (May 6, 1973, Hou 14, NYM 8)
Longest Game, Innings:..... 24 (April 15, 1968 at Houston)
* home team in CAPS

ASTROS YEAR-BY-YEAR RESULTS

YEAR	HOME	ROAD	TOTAL	YEAR	HOME	ROAD	TOTAL	YEAR	HOME	ROAD	TOTAL	YEAR	HOME	ROAD	TOTAL
1962	7-1	6-2	13-3	1976	3-3	3-3	6-6	1990	4-2	1-5	5-7	2004	1-2	1-2	2-4
1963	7-2	6-3	13-5	1977	4-2	2-4	6-6	1991	3-3	4-2	7-5	2005	3-1	2-4	5-5
1964	7-2	2-7	9-9	1978	4-2	3-3	7-5	1992	3-3	2-4	5-7	2006	1-2	1-2	2-4
1965	7-2	7-2	14-4	1979	5-1	4-2	9-3	1993	6-0	5-1	11-1	2007	2-2	0-3	2-5
1966	4-5	3-6	7-11	1980	5-1	3-3	8-4	1994	2-1	1-2	3-3	2008	3-0	2-2	5-2
1967	8-1	3-6	11-7	1981	5-1	1-2	6-3	1995	3-3	3-3	6-6	2009	1-2	0-3	1-5
1968	5-4	5-4	10-8	1982	4-2	4-2	8-4	1996	4-2	4-2	8-4	2010	2-2	1-2	3-4
1969	6-0	4-2	10-2	1983	4-2	5-1	9-3	1997	3-2	4-2	7-4	2011	1-2	2-1	3-3
1970	4-2	2-4	6-6	1984	1-5	3-3	4-8	1998	3-3	2-1	5-4	2012	3-0	1-2	4-2
1971	3-3	3-3	6-6	1985	2-4	2-4	4-8	1999	1-2	3-3	4-5	2014	0-0	1-2	1-2
1972	3-3	2-4	5-7	1986	4-2	1-5	5-7	2000	1-3	1-2	2-5	2017	3-0	0-0	3-0
1973	2-4	4-2	6-6	1987	3-3	3-3	6-6	2001	2-1	1-2	3-3				
1974	4-2	2-4	6-6	1988	4-2	1-5	5-7	2002	2-1	2-1	4-2				
1975	3-3	1-5	4-8	1989	3-3	3-3	6-6	2003	1-2	1-2	2-4				



MANAGER JOE GIRARDI

First season in Philadelphia
12th full season overall (1988-794)

PHILADELPHIA in 2019

Record:..... 81-81
Finish:..... 4th, NL East

ASTROS ALL-TIME SERIES RESULTS

Overall:..... 279-293
at HOU:..... 160-123
at PHI:..... 119-167

ASTROS RESULTS BY DECADE

1960s:..... 51-87 (.370)
1970s:..... 59-61 (.492)
1980s:..... 57-61 (.483)
1990s:..... 62-43 (.590)
2000s:..... 39-27 (.591)
2010s:..... 11-14 (.440)
Total:..... 279-293 (.488)

Eastern Division / National League

PHILADELPHIA PHILLIES

Citizens Bank Park • One Citizens Bank Way • Philadelphia, PA 19148
(215) 463-6000 • (215) 218-5468 (Press Box) • phillies.com

Managing Partner:..... John Middleton
President:..... Andy MacPhail
Executive VP:..... David Buck
Vice President/General Manager:..... Matt Klentak
Vice President, Communications:..... Bonnie Clark
Direct Phone:..... (215) 218-5371
Director, Communications:..... Greg Casterioto
Direct Phone:..... (215) 218-5297
Manager, Baseball Communications:..... Chris Ware
Direct Phone:..... (215) 218-5245
Stadium (Year Opened):..... Citizens Bank Park (2004)
Capacity/Dimensions:..... 43,651/330—401—329
Coordinator, Team Travel:..... Jameson Hall

SERIES RECORDS

Longest Winning Streak, Astros:..... 12 (Aug. 17, 2004-Sept. 7, 2005)
Longest Winning Streak, Phillies:..... 17 (April 13-Sept. 3, 1962)
Largest Margin of Victory, Astros:..... 14 (May 13, 2002, HOU 17, Phi 3)
Largest Margin of Victory, Phillies:..... 16 (Sept. 10, 1963, PHI 16, Hou 0)
Most Runs Scored by Astros:..... 17 (May 13, 2002 at Houston)
Most Runs Scored by Phillies:..... 16 (Sept. 10, 1963 at Philadelphia)
Most Runs Scored by Both Teams:..... 23 (Aug. 22, 1992, Hou 14, PHI 9)
Longest Game, Innings:..... 16 (2x, last, Aug. 24, 2010 at Philadelphia)
* home team in CAPS

ASTROS YEAR-BY-YEAR RESULTS

YEAR	HOME	ROAD	TOTAL	YEAR	HOME	ROAD	TOTAL	YEAR	HOME	ROAD	TOTAL	YEAR	HOME	ROAD	TOTAL
1962	1-8	0-9	1-17	1976	3-3	1-5	4-8	1990	3-3	2-4	5-7	2004	3-0	3-0	6-0
1963	6-3	2-7	8-10	1977	4-2	0-6	4-8	1991	4-2	3-3	7-5	2005	3-0	3-0	6-0
1964	3-6	2-7	5-13	1978	5-1	1-5	6-6	1992	4-2	4-2	8-4	2006	0-3	2-1	2-4
1965	2-7	4-5	6-12	1979	2-4	3-3	5-7	1993	2-4	3-3	5-7	2007	2-1	1-2	3-3
1966	5-4	2-7	7-11	1980	2-4	1-5	3-9	1994	3-0	2-1	5-1	2008	2-2	1-2	3-4
1967	5-4	2-7	7-11	1981	4-0	0-6	4-6	1995	1-5	4-2	5-7	2009	4-0	2-2	6-2
1968	6-3	3-6	9-9	1982	4-2	3-3	7-5	1996	5-1	5-1	10-2	2010	0-3	4-0	4-3
1969	5-1	3-3	8-4	1983	1-5	3-3	4-8	1997	2-4	2-3	4-7	2011	2-1	0-3	2-4
1970	3-3	1-5	4-8	1984	3-3	3-3	6-6	1998	3-0	4-2	7-2	2012	2-1	1-2	3-3
1971	4-2	4-2	8-4	1985	3-3	1-5	4-8	1999	2-1	4-0	6-1	2014	0-0	0-3	0-3
1972	6-0	3-3	9-3	1986	3-3	3-3	6-6	2000	3-3	2-1	5-4	2017	0-0	2-1	2-1
1973	3-3	4-2	7-5	1987	2-4	4-2	6-6	2001	1-2	2-1	3-3				
1974	4-2	2-4	6-6	1988	5-1	3-3	8-4	2002	3-0	0-3	3-3				
1975	4-2	2-4	6-6	1989	6-1	3-2	9-3	2003	1-2	1-2	2-4				

**MANAGER DAVE MARTINEZ**

Second season in Washington (175-149)
Second full season overall (175-149)

WASHINGTON IN 2019

Record: 93-69
Finish: 2nd, NL East

ASTROS ALL-TIME SERIES RESULTS

Overall: 244-207
at HOU: 129-97
at WSH: 115-110

ASTROS RESULTS BY DECADE

1960s: 11-1 (.917)
1970s: 71-49 (.592)
1980s: 60-55 (.522)
1990s: 57-51 (.528)
2000s: 36-31 (.537)
2010s: 9-20 (.310)
Total: 244-207 (.541)

Eastern Division / National League**WASHINGTON NATIONALS**

Nationals Park • 1500 South Capitol Street, SE • Washington, DC 20003
(202) 640-7000 • (202) 640-7150 (Press Box) • nationals.com

Chairman and CEO: Mark D. Lerner
President of Baseball Operations & General Manager: Mike Rizzo
Senior Executive Director, Communications: Elizabeth Alexander
Direct Phone: (202) 640-7701
Director, Communications: Kyle Brostowitz
Direct Phone: (202)-640-7439
Manager, Communications: Melissa Strozza
Direct Phone: 202-640-7417
Stadium (Year Opened): Nationals Park (2008)
Capacity/Dimensions: 41,376/336—400—335
Vice President, Clubhouse Operations & Team Travel: Rob McDonald

SERIES RECORDS

Longest Winning Streak, Astros: 9 (July 18, 1997-April 18, 1998)
Longest Winning Streak, Nationals: 9 (Aug. 6, 2012-Aug. 22, 2017)
Largest Margin of Victory, Astros: 15 (April 26, 1998, Hou 15, MON 0)
Largest Margin of Victory, Nationals: 16 (June 17, 1979, MON 19, Hou 3)
Most Runs Scored by Astros: 17 (Aug. 17, 1972 at Montreal)
Most Runs Scored by Nationals: 19 (June 17, 1979 at Montreal)
Most Runs Scored by Both Teams: 22 (June 17, 1979, MON 19, Hou 3)
Longest Game, Innings: 19 (July 7, 1985 at Houston)
* home team in CAPS

ASTROS YEAR-BY-YEAR RESULTS

YEAR	HOME	ROAD	TOTAL	YEAR	HOME	ROAD	TOTAL	YEAR	HOME	ROAD	TOTAL	YEAR	HOME	ROAD	TOTAL
1969	6-0	5-1	11-1	1981	2-1	3-1	5-2	1993	3-3	2-4	5-7	2005	2-1	3-1	5-2
1970	4-2	4-2	8-4	1982	2-4	2-4	4-8	1994	1-2	1-2	2-4	2006	3-1	1-3	4-4
1971	1-5	3-3	4-8	1983	5-1	3-3	8-4	1995	3-3	6-0	9-3	2007	1-3	1-2	2-5
1972	4-2	4-2	8-4	1984	4-2	3-3	7-5	1996	2-4	2-5	4-9	2008	2-1	2-1	4-2
1973	4-2	2-4	6-6	1985	4-2	2-4	6-6	1997	5-1	3-2	8-3	2009	3-1	0-2	3-3
1974	1-5	5-1	6-6	1986	5-1	3-3	8-4	1998	2-1	5-1	7-2	2010	3-1	1-3	4-4
1975	5-1	3-3	8-4	1987	4-2	3-3	7-5	1999	4-2	3-0	7-2	2011	2-1	1-2	3-3
1976	5-1	5-1	10-2	1988	2-4	4-2	6-6	2000	2-1	2-4	4-5	2012	0-4	1-3	1-7
1977	4-2	4-2	8-4	1989	1-5	3-3	4-8	2001	3-0	3-0	6-0	2014	0-2	0-2	0-4
1978	4-2	2-4	6-6	1990	3-3	2-4	5-7	2002	3-3	1-2	4-5	2017	1-2	0-0	1-2
1979	5-1	2-4	7-5	1991	2-4	0-6	2-10	2003	2-1	1-2	3-3				
1980	2-4	3-3	5-7	1992	4-2	4-2	8-4	2004	1-2	1-2	2-4				

LIVE LOOK-INS AND ANALYSIS **MLB TONIGHT**™

PLUS 5 LIVE GAMES EACH WEEK




**OUR NATIONAL PASTIME
ALL THE TIME®**



GO TO FINDMLBNETWORK.COM FOR CHANNEL NUMBER
© 2020 MAJOR LEAGUE BASEBALL PROPERTIES, INC. ALL RIGHTS RESERVED.

FOR THE FOR THE FOR THE
H H H
FOR THE FOR THE FOR THE
H H H
FOR THE FOR THE FOR THE
H H H



HISTORY & RECORDS






HISTORY AND RECORDS TABLE OF CONTENTS


Attendance Records.....	409	Inside the Park.....	401	Rookie Records	
All-Star Games in Houston.....	442	Opponent Grand Slams.....	398	Double Digit Rookie Homers.....	394
All-Star Selections.....	423	Walk-off Home Runs.....	400	Team Records.....	377
All-Time Roster		Last Time it Happened.....	366	Slowest Starts.....	408
By Name.....	424	Last Trade With.....	435	Stadium History.....	357
By Uniform Number.....	429	Managerial History.....	407	Sweeps.....	406
Coaches.....	428	Media Wall of Honor.....	362	Team Records	
Awards		Minute Maid Park Records		Defensive Records.....	383
BBWAA Awards.....	420	All-Time Batting Leaders.....	435	Individual Batting.....	372
Cy Young.....	420	All-Time Pitching Leaders.....	436	Individual Pitching.....	375
Gold Glove Winners.....	421	Extra-Inning Games.....	438	Leaders by Position.....	417
Most Valuable Player.....	420	Game Time.....	438	Team Batting.....	377
Players of the Month.....	422	Longest/Shortest Home Runs.....	437	Team Pitching.....	379
Players of the Week.....	421	Opponent Career Records.....	437	Team Pinch-Hitting.....	381
Other Awards.....	420	Single Game Records.....	437	Triple Plays.....	404
Rookie of the Year.....	420	Record by Roof Status.....	437	Uniform History.....	353
Best Records by Game Number.....	408	Month-by-Month Records.....	405	Win-Loss Records.....	408
Broadcasting.....	360	No-Hitters.....	404	Year-by-Year	
Cycles.....	396	Offensive Top 10 Charts.....	386	Batting Leaders.....	390
Doubleheaders.....	405	Opening Day		Final Records.....	407
Hitting Streaks.....	394	Lineups.....	414	Games Played Leaders by Position.....	417
Home Runs		Start Leaders by Position.....	417	League Leaders.....	402
At Minute Maid Park.....	436	Year-by-Year.....	418	Pitching Leaders.....	391
Career Grand Slams.....	396	Pitching Top 10 Charts.....	388	Summaries.....	349
Career Leadoff Homers.....	396	Postseason		Team Batting.....	392
Career Pinch-hit.....	396	Game-by-Game.....	439	Team Pitching.....	393
Career Walk-off.....	396	Retired Numbers.....	344	20-Game Winners.....	404
Grand Slams.....	397				

ASTROS RETIRED NUMBERS




32 • JIM UMBRICHT

(#32 RETIRED ON APRIL 12, 1965)



40 • DON WILSON

(#40 RETIRED ON APRIL 13, 1975)




25 • JOSE CRUZ

(#25 RETIRED ON OCT. 3, 1992)



33 • MIKE SCOTT

(#33 RETIRED ON OCT. 3, 1992)



34 • NOLAN RYAN

(#34 RETIRED ON SEPT. 29, 1996)




49 • LARRY DIERKER

(#49 RETIRED ON MAY 19, 2002)



ASTROS RETIRED NUMBERS



24 • JIMMY WYNN

(#24 RETIRED ON JUNE 25, 2005)




5 • JEFF BAGWELL

(#5 RETIRED ON AUG. 26, 2007)



7 • CRAIG BIGGIO

(#7 RETIRED ON AUG. 17, 2008)



42 • JACKIE ROBINSON

(#42 RETIRED PRIOR TO THE 1997 SEASON)

ASTROS HALL OF FAME PRESENTED BY HOUSTON METHODIST

The Astros Hall of Fame presented by Houston Methodist was established in 2019, and resides in Hall of Fame Alley on the main concourse of Minute Maid Park in left-center field. The Astros Hall of Fame was created to give Astros fans an opportunity to celebrate and connect with the greatest individuals and moments in Astros franchise history.

The inaugural Astros Hall of Fame class of 2019 featured 16 individuals: the nine Astros with retired numbers, as well as the members of the Astros Walk of Fame located on Texas Ave. outside Minute Maid Park. Each member of the Astros Hall of Fame has their own custom plaque on display inside Hall of Fame Alley.

In 2020, the Astros will induct six new members into the Astros Hall of Fame. Those individuals are: Lance Berkman, Cesar Cedeño, Roy Hofheinz, Roy Oswalt, Billy Wagner and Bob Watson.



TABLE OF
CONTENTS

PLAYERS

PLAYER
DEVELOPMENT

2019 REVIEW

OPPONENTS


HISTORY
AND RECORDS

SPRING TRAINING

MEDIA
INFORMATION

MINUTE MAID
PARK


ASTROS 2019 HALL OF FAME INDUCTEES


14 • 3B BOB ASPROMONTE (1956, 1960-71)
CLASS OF 2019


An original member of the Colt .45s franchise, Aspromonte took the first plate appearance in Houston franchise history, as he was the leadoff hitter in the club's inaugural game on April 10, 1962. Aspromonte recorded the first hit, run and stolen base in Houston franchise history, and was an Opening Day starter in all seven of his seasons with Houston. He established a franchise record for grand slams (6), and in 1965 he tallied 14 game-winning hits and a team-high 11 game-winning RBI. Aspromonte also recorded the first regular season homer by an Astros player in the Astrodome on April 24, 1965.


5 • 1B JEFF BAGWELL (1991-2005)
CLASS OF 2019

One of two players inducted into the National Baseball Hall of Fame as a member of the Astros, Bagwell played his entire 15-year career with Houston, leading the club to six play-off appearances, four division titles and a National League Pennant (2005). He became the first player in Astros history to be named MVP of his league (1994), and was the first Astros player to win Rookie of the Year (1991). The franchise leader in homers (449), walks (1401) and RBI (1529), Bagwell was also an elite defensive player, winning a Gold Glove Award in 1994. He is the only first baseman in MLB history to record 200 steals and 400 homers.


25 • LF JOSE CRUZ (1975-87)
CLASS OF 2019

Jose "Cheo" Cruz played 19 total seasons in the Majors, including 13 seasons with the Astros where he was a fan favorite. Cruz played in 1,870 games with the Astros, batting .292 with 335 doubles, a franchise-record 80 triples, 138 home runs, 942 RBI and 288 stolen bases. Cruz was a two-time All-Star and two-time Silver Slugger Award winner with Houston. In 1980, he finished third in the NL MVP voting and led Houston to its first-ever division title and postseason berth. Cruz spent 13 seasons as the Astros Major League first base coach and over a decade in the front office.


49 • RHP LARRY DIERKER (1964-76)
CLASS OF 2019

In addition to pitching 13 seasons in the Majors with Houston, Larry Dierker impacted the Astros for over 40 years as a broadcaster, front office executive and as one of the greatest managers in franchise history. The franchise-leader in innings pitched, complete games, shutouts and starts, Dierker was a two-time All-Star, posting a 137-117 record and a 3.28 ERA in 345 career games (320 starts) with the Astros. Dierker became the sixth manager in MLB history to lead his club to a division title in his first season, and led the Astros to four division titles in his five seasons. In 1998, Dierker was named the NL Manager of the Year.


BROADCASTER • GENE ELSTON (1962-86)
CLASS OF 2019

Gene Elston broadcast Major League games in Houston for 25 years as the Voice of the Astros from 1962-86. He was behind the mic for the first game in franchise history on April 10, 1962, when the Colt .45s defeated the Chicago Cubs. Elston was the first play-by-play broadcaster for the Houston franchise, and a generation of baseball fans received their introductions to both the Astros and MLB by his broadcasts. Elston broadcast baseball 47 years, and in 2006 was honored with the Ford C. Frick Award from the National Baseball Hall of Fame and Museum for his significant and lasting contributions to the game of baseball.



ASTROS 2019 HALL OF FAME INDUCTEES

TABLE OF
CONTENTS

PLAYERS

PLAYER
DEVELOPMENT

2019 REVIEW


OPPONENTS

HISTORY
AND RECORDS


SPRING TRAINING

MEDIA
INFORMATIONMINUTE MAID
PARK**BROADCASTER • MILO HAMILTON (1985-2012)**
CLASS OF 2019

Milo Hamilton, the 1992 recipient of the Ford C. Frick Award, broadcast Major League baseball for close to 60 years, including 28 seasons with the Astros. Hamilton was behind the mic for some of the greatest moments in Astros franchise history, including the club's National League pennant run in 2005, Craig Biggio's 3,000th hit, Nolan Ryan's 4,000th strikeout and six postseason appearances. Hamilton was also a tremendous ambassador for the Astros away from the booth, dedicating his time to numerous charitable endeavors and fundraising activities.

**8 • 2B JOE MORGAN (1963-71, 1980)**
CLASS OF 2019


Before going on to win two NL MVP Awards and two World Series Championships with the Big Red Machine in Cincinnati, Joe Morgan kickstarted a Hall of Fame career with the Houston Colt .45s and Astros from 1963-71. A two-time All-Star with Houston, Morgan finished second in the NL Rookie of the Year Award voting in 1965, winning the Sporting News Rookie of the Year award. Morgan returned to the Astros in 1980 and helped the club reach its first playoff berth and division title in franchise history. Morgan still ranks among the top five Astros all-time in triples (2nd, 63), OBP (3rd, .374) and stolen bases (5th, 219).

**36 • RHP JOE NIEKRO (1975-85)**
CLASS OF 2019

The Astros all-time franchise leader in career wins with 144, Joe Niekro pitched in 11 seasons with the Astros as part of a 22-year career in the Majors. While the knuckleballer found moderate success prior to joining the Astros, he blossomed into a true ace with Houston. Over a seven-year stretch from 1977-83, Niekro was one of the game's elite pitchers, leading the National League in innings pitched (1,857) while ranking second in strikeouts (1,228) in that span. Niekro set a single-season franchise record for wins in 1979, going 21-11 with a 3.00 ERA while being named to the NL All-Star team.


**37 • RHP SHANE REYNOLDS (1992-2001)**
CLASS OF 2019

Shane Reynolds led the Astros starting rotation during the final years of the Astrodome and the first years of Minute Maid Park, helping the Astros reach the playoffs four times in his 11 seasons with the club. An All-Star in 2000, Reynolds went 103-86 with a 3.95 ERA and 1,309 strikeouts in 274 career games (248 starts) in his Astros career. Reynolds led the NL in starts in back-to-back years from 1998-99, and eclipsed 200.0 innings pitched in three out-of-four seasons from 1996-99. He won 19 games while posting a 3.51 ERA and 209 strikeouts in 1998, propelling the Astros to a second-straight division title.

**50 • RHP J.R. RICHARD (1971-80)**
CLASS OF 2019

J.R. Richard was one of the most imposing pitchers of his era. In 10 seasons with Houston, he went 107-71 with a 3.15 ERA, 76 complete games, 19 shutouts and 1,493 strikeouts in 238 games. Richard won the NL ERA title in 1979 with a 2.71 mark over 38 starts while also setting a single-season club record for strikeouts with 313. In 1978, he became the first pitcher in franchise history to lead the Majors in strikeouts in a single season (303). Richard's 1,493 strikeouts are the third-most in club history. Richard was named to the NL All-Star team in 1980, but suffered a career-ending stroke on July 30, 1980.


ASTROS 2019 HALL OF FAME INDUCTEES


34 • RHP NOLAN RYAN (1980-88)
CLASS OF 2019


Major League Baseball's strikeout king spent nine seasons pitching at the top of Houston's rotation, his most among any of the four teams he played for in a 27-year career. In 282 starts with the Astros, Ryan went 106-94 with a 3.13 ERA, 1,866 strikeouts, 38 complete games and 13 shutouts. The all-time franchise leader in career strikeouts, Ryan also owns the top career ERA in Astros history. A two-time All-Star with Houston, he led the NL in both ERA (2.76) and strikeouts (270) as a 40-year-old in 1987. In 1980, his first year with Houston, he helped pitch the club to their first National League West Division title.


33 • MIKE SCOTT (1984-91)
CLASS OF 2019


Mike Scott pitched nine seasons with Houston, tallying a 110-81 record with a 3.30 ERA and 1,318 strikeouts in 263 games. He became the first pitcher in MLB history to throw a no-hitter in a clinching situation when he shut down San Francisco, 2-0, to help the Astros wrap up the NL West title on Sept. 25, 1986. Scott won the NL Cy Young Award that season after leading the National League in ERA (2.22), innings pitched (275.1) and strikeouts (306). A three-time All-Star with Houston, Scott became the first player ever to win NLCS MVP honors while pitching for the losing team in 1986.


32 • RHP JIM UMBRICHT (1962-63)
CLASS OF 2019

Jim Umbricht was an original member of the Houston Colt .45s. He opened the 1962 season with the Colts and was one of the top relief pitchers in the NL, posting a 4-0 record with a 2.01 ERA. Umbricht was diagnosed with cancer in 1963, and made a remarkable comeback. Following a cancer operation in mid-March of 1963, Umbricht came back to the Astros and pitched in 35 games, making three starts, posting a 4-3 record with a 2.61 ERA. Umbricht died on April 8, 1964 at the age of 33. His number, 32, was officially retired by the Astros on April 12, 1965.


40 • RHP DON WILSON (1966-74)
CLASS OF 2019


Don Wilson compiled a 103-92 record in nine seasons with the Astros, posting a 3.15 ERA with 78 complete games and 20 shutouts. He was named to the NL All-Star team and named the Astros Team MVP in 1971 after going 16-10 with a 2.45 ERA in 268.0 innings pitched. Wilson is the only pitcher to throw two no-hitters in a Houston uniform. On July 14, 1968, he established the franchise record for strikeouts in a single game with 18, eight of which were consecutive. He died on January 5, 1975, and his number, 40, was retired by the Astros on April 13, 1975.


24 • OF JIMMY WYNN (1963-73)
CLASS OF 2019

Jimmy Wynn spent the first 11 years of his 15-year Major League career with Houston, the first two as a member of the Colt .45s. Despite his small frame (5'9"), Wynn boasted enormous power and a strong throwing arm, earning him the nickname "The Toy Cannon". In 11 years with Houston, he hit .255 with 228 doubles, 32 triples, 223 homers, 719 RBI and an .806 OPS in 1,426 games, the majority of which were played in the pitcher-friendly Astrodome. Wynn was named to the 1967 All-Star Team after clubbing 37 home runs with 107 RBI.

HOUSTON MAJOR LEAGUE HISTORY


- 1962** The Houston Colt .45s play their first Major League game on April 10, defeating the Chicago Cubs 11-2.
- 1963** Bob Bruce one-hits the Cincinnati Reds on April 26...Don Nottebart no-hits the Phillies on May 7.
- 1964** Ken Johnson becomes the first Major Leaguer to lose a nine-inning no-hitter on April 23 with a 1-0 loss to the Cincinnati Reds.
- 1965** The Houston Colt .45s become the Houston Astros and inaugurate indoor baseball with a 2-1 exhibition win over the New York Yankees on April 9 in the Astrodome...rookie Joe Morgan sets club marks for at-bats, runs, hits and triples.
- 1966** Mike Cuellar sets a club mark with a 2.22 ERA...home attendance mark, which stood for 22 years, was set on June 22 as 50,908 fans watch Sandy Koufax and the Dodgers down Houston 5-2.
- 1967** Don Wilson fires a no-hitter vs. the Atlanta Braves, 2-0, on June 18, striking out Hank Aaron for the final out... Jimmy Wynn sets club records with 37 home runs and 107 RBI.
- 1968** Don Wilson strikes out 18 Cincinnati Reds in a 6-1 win on July 14...four Houston hurlers win 10-or-more games: Don Wilson (13), Larry Dierker (12), Dave Giusti (11) and Denny Lemaster (10)...the Astros down the Mets 1-0 in 24 innings on April 15.
- 1969** Cincinnati's Jim Maloney no-hits the Astros on April 30 and the next night, May 1, Don Wilson returns the favor by no-hitting the Reds, 4-0...Larry Dierker becomes Houston's first 20-game winner...the club records its first .500 season (81-81).
- 1970** Fred Gladding appears in 63 games, setting a club mark...three Astros hit over .300 (Cesar Cedeno, .310; Jesus Alou, .306; Denis Menke, .304).
- 1971** Cesar Cedeno leads the league with 40 doubles and Roger Metzger and Joe Morgan share the league lead with 11 triples each...during the 1971 winter meetings, Houston acquires Lee May, Tommy Helms and Jimmy Stewart from the Reds for Joe Morgan, Jack Billingham, Denis Menke, Cesar Geronimo and Ed Armbrister.
- 1972** Astros finish in second place with their best record to date (84-69)... Jerry Reuss and Larry Dierker hurl back-to-back one hitters on June 18 against Philadelphia and June 19 vs. New York, respectively...Cesar Cedeno hits for the cycle on Aug. 2 vs. the Reds.
- 1973** Cesar Cedeno becomes the first player in history to steal 50 bases and hit 20 home runs in successive seasons...Roger Metzger leads the league with 14 triples...Lee May hits safely in a club record 21 straight games.
- 1974** Rookie Greg Gross leads the club with a .314 average, and sets a club mark with 185 hits...Ken Forsch appears in a then-club record 70 games...Cliff Johnson has five pinch-hit home runs.
- 1975** Bob Watson leads the Astros with a .324 average, 157 hits and 85 RBI...Dierker leads the staff with 14 wins.
- 1976** J.R. Richard becomes Houston's second 20-game winner...Cesar Cedeno sets a club mark with 58 stolen bases and earns his fifth-straight Gold Glove.
- 1977** Three Astros steal 40 bases (Cesar Cedeno, 61; Jose Cruz, 44; Enos Cabell, 42)...Watson sets a new club record with 110 RBI.
- 1978** J.R. Richard strikes out 303 to become the first National League righthander to strike out 300 batters in a season...Enos Cabell sets club marks for at-bats (660), games (162) and hits (195).





HOUSTON MAJOR LEAGUE HISTORY

- 1979** Houston finishes in second, just a game-and-a-half behind the Reds...J.R. Richard improves upon his 1978 strikeout total by fanning 313...Joe Niekro sets a club mark with 21 wins...Ken Forsch no-hits the Braves on April 7...Bill Virdon is named Manager of the Year.
- 1980** Houston claims its first title as the Astros win the NL West with a 93-70 record, defeating Los Angeles in a one-game playoff...Niekro wins 20 games again...Joe Morgan returns to Houston to add leadership in the pennant drive...Houston falls to Philadelphia, 2-3, in a thrilling five-game NLCS.
- 1981** Houston gets off to a slow start, but takes advantage of the split season created by the player's strike to win the "second season" with a 33-20 mark, earning a spot in the playoffs...Nolan Ryan hurls his Major League record fifth no-hitter, blanking the Dodgers on Sept. 26...Ryan also leads the league with a 1.69 ERA...Art Howe establishes a then-club record 23-game hitting streak.
- 1982** Ray Knight, an offseason acquisition from Cincinnati for Cesar Cedeno, remains among the league leaders in hitting for most of the season, finishing with a .294 mark...Bob Lillis takes over as interim manager on Aug. 10 and the Astros finish 28-23 under Lillis.
- 1983** The Astros rebound from an 0-9 start with one of their finest seasons, finishing 85-77, the third-highest win total in club history...Jose Cruz battles for NL batting title to the last day and finishes third...Nolan Ryan surpasses Walter Johnson's all-time strikeout mark.
- 1984** The Astros bounce back from another slow start, finishing second in the NL West...1983 All-Star Dickie Thon is lost for the season in the fifth game after being hit in the head by a pitch from the Mets' Mike Torrez...Cruz repeats as the club MVP by posting a .312 average and a career-high 95 RBI.
- 1985** The Astros celebrate the Astrodome's 20th Anniversary with a 2-1 Opening Day victory over the Dodgers in front of 42,876 fans...Joe Niekro becomes Houston's all-time winningest pitcher with his 5-0 shutout of San Francisco on June 9...Nolan Ryan becomes first player to record 4,000 strikeouts in a career when he fans Danny Heep on July 11 at the Astrodome...Jose Cruz reaches the 2,000 hit plateau on Sept. 15.
- 1986** A Silver Anniversary season turns golden as the Astros win their second NL West title...Rookie skipper Hal Lanier guides the team to a club-record 96 regular season wins, earning Manager of the Year notice from four different press associations...right-hander Mike Scott becomes Houston's first ever Cy Young Award winner, leading the league in ERA (2.22) and strikeouts (306), and winning 18 games for the second straight year.
- 1987** Houston finishes the season with the third-highest attendance total in baseball (1,909,902)...Nolan Ryan leads the Majors in strikeouts with 270 and ties for the lead in ERA with a 2.76 mark...Mike Scott is named the NL starter for the All-Star game and throws 2.0 scoreless innings.
- 1988** Houston wins its 2,000th game, 6-3, over San Diego on Opening Night...Mike Scott comes within one out of his second career no-hitter on June 12 vs. Atlanta...Bob Knepper tosses a one-hitter on Sept. 21 vs. the Braves.
- 1989** Mike Scott becomes the fourth Houston pitcher to win 20 games and wins his second Astros MVP award...the Astros win 10 straight on the road from May 7-31 to set a club record...their 10-game winning streak from May 26 to June 4 ties another club mark...Glenn Davis hits a career-high 34 homers.
- 1990** Danny Darwin posts a league-leading 2.21 ERA, becoming the third Houston pitcher in five years to lead the NL in ERA...Franklin Stubbs sets club mark for left-handers with 23 home runs...Houston ties a league record by playing in 27 extra-inning games...on May 17, Eric Anthony becomes the first Astro to hit an upper deck home run since 1970.





HOUSTON MAJOR LEAGUE HISTORY

- 1991** Jeff Bagwell becomes the Astros first BBWAA Rookie of the Year after hitting .294 with 15 homers and a club rookie record of 82 RBI...Craig Biggio leads the club in hitting for the second straight year (.295) and joins Pete Harnisch on the NL All-Star team.
- 1992** Despite a grueling 26-day road trip made necessary when the Astrodome played host to the Republican National Convention, the Astros rally in the second half to post the club's first non-losing season since 1989...Craig Biggio became the first MLB player to make the All-Star team at both catcher (1991) and second base (1992)...Doug Jones is named to the All-Star team and sets the club single-season record with 36 saves.
- 1993** The club establishes several franchise offensive records including batting average (.267), homers (138) and doubles (288)...paced by Craig Biggio's career-high 21 round-trippers, seven Houston players total double figures in homers for the first time in club history...Mark Portugal sets a club record by winning his final 12 decisions...Darryl Kile posts a nine-game win streak and tosses the ninth no-hitter in Astros history on Sept. 8 against New York.
- 1994** Jeff Bagwell becomes the first Houston player to win the NL Most Valuable Player award...Bagwell becomes a unanimous selection for only the third time in league history after batting .368 and setting club records with 73 extra base hits, 39 homers and 116 RBI...Bagwell earns All-Star honors along with Craig Biggio, Ken Caminiti, Doug Drabek and rookie John Hudek...Rookie skipper Terry Collins guides the club to a 66-49 mark, one-half game behind Cincinnati, before a players' strike ends the season on Aug. 12.
- 1995** The Astros take the chase for the NL's first-ever Wild Card playoff berth to the final day of the season before finishing one game behind Colorado...Craig Biggio earns the vote for the NL's starting second baseman in the All-Star Game and slugs a solo homer...he later receives team MVP honors and wins a second consecutive Rawlings Gold Glove Award.
- 1996** A two-and-a-half game lead at the end of August slips away and denies Houston a shot at the NL Central title...the Astros suffer through an 8-17 September, which includes a nine-game losing streak to fall out of the playoff chase...Jeff Bagwell slugs 31 homers and sets single season records with 48 doubles and 120 RBI...Derek Bell knocks in 113 runs, marking the first time the Astros have two 100-plus RBI players in the same season...Craig Biggio collects his third consecutive Rawlings Gold Glove Award...Shane Reynolds wins 16 games, while he and Darryl Kile each top the 200-mark in strikeouts.
- 1997** The Astros capture their first NL Central title and their first division title in 11 years...Jeff Bagwell hits 43 homers and swipes 31 bases to become Houston's first "30-30" player...Craig Biggio becomes the first player in Major League history to play a 162-game season without grounding into a double play...fans select Bagwell and Biggio to play in the 1997 All-Star Game...Darryl Kile wins a team-high 19 games and also gets selected to the All-Star Team...Larry Dierker becomes one of only six skipppers in Major League history to win a division title in his first year as manager.
- 1998** Houston wins its second consecutive NL Central title en route to a 102-win season...Larry Dierker gets voted NL Manager of the Year by the BBWAA and *Baseball America*...General Manager Gerry Hunsicker is named *The Sporting News* Executive of the Year...Biggio and Moises Alou represent the Astros in the 1998 All-Star Game in Denver...Biggio breaks Cesar Cedeño's record for the most runs scored by an Astro...he and Alou each receive Silver Slugger Awards...five Astros starting pitchers, including Randy Johnson who is acquired just minutes before the July 31 non-waiver trading deadline, finish the season with double figures in wins.
- 1999** The Astros bid adieu to the Astrodome in dramatic fashion, clinching their third straight NL Central title...the pitching staff produces two 20-game winners for the first time in club history in Mike Hampton (22-4) and Jose Lima (21-10)...Hampton and Jeff Bagwell both receive Silver Slugger Awards...four Astros get selected to represent the National League in the 70th annual All-Star Game (Bagwell, Hampton, Lima, Billy Wagner)...Wagner is the recipient of the 1999 Rolands Relief Man Award.
- 2000** The doors of sparkling-new Minute Maid Park open for the first time on March 30 before an exhibition game with the New York Yankees...a record 3,056,139 fans pass through the turnstiles during the Astros inaugural season at their new ballpark...Houston finishes the season with a disappointing 72-90 record...Bagwell ends the season with 310 career homers and becomes only the 87th Major Leaguer to reach the 300-homer plateau...Shane Reynolds is named to the All-Star team, marking his first selection to the Midsummer Classic.



TABLE OF
CONTENTS

PLAYERS

PLAYER
DEVELOPMENT

2019 REVIEW

OPPONENTS

HISTORY
AND RECORDS

SPRING TRAINING

MEDIA
INFORMATION

MINUTE MAID
PARK

HOUSTON MAJOR LEAGUE HISTORY

2001 The Astros clinch their fourth division title in five years with a 9-2 win over the Cardinals on Oct. 7 in St. Louis... play stops throughout the sports world following the tragic terrorist attacks on September 11; the regular season gets extended a week....Moises Alou, Billy Wagner and Lance Berkman represent the Astros at the 72nd Midsummer Classic....Jeff Bagwell becomes the sixth player in MLB history to have 30 homers, 100 RBI and 100 runs scored in six consecutive seasons....manager Larry Dierker resigns following the season and is replaced by former Red Sox skipper Jimmy Williams...the Astros are named Organization of the Year by SportsTicker, Topps, *Baseball America* and *Baseball Weekly*...Brad Ausmus receives a Gold Glove award.

2002 By Houston standards, the 2002 season is a disappointment after the club finishes with an 84-78 record...Wade Miller and Roy Oswalt combine for 34-13 on the year while stringing together 12 and nine-game winning streaks, respectively...Astros hurlers throw 10 shutouts at home to contribute to a 47-34 record at home...in May, the Astros retire Larry Dierker's No. 49 in a pregame ceremony...Lance Berkman represents the Astros at the 2002 All-Star Game...Houston's ballpark is re-christened Minute Maid Park when the Astros announce an agreement with the local beverage giant for naming rights on June 5...Brad Ausmus wins his second consecutive Gold Glove Award.

2003 Houston ends the season in second place, one game behind the division champ Chicago Cubs...on June 11 at Yankee Stadium, six Astros pitchers combine to no-hit the Yankees for an 8-0 win: Roy Oswalt, Pete Munro, Kirk Saarloos, Brad Lidge, Octavio Dotel and Billy Wagner...it is the first time in MLB history that a team used five-or-more pitchers in throwing a no-hitter...Wagner records a career-high and franchise-record 44 saves on the season and represents the team at the All-Star Game...Jerome Robertson sets the franchise rookie record with 15 wins, leading all MLB rookies.

2004 Minute Maid Park hosts the 2004 All-Star Game...Roger Clemens comes out of retirement and returns to his hometown to pitch - winning his first nine decisions, and on May 5, claiming the No. 2 slot on the all-time strikeout list with his 4,137th career strikeout...on May 8, Craig Biggio collects his 2,500th career hit...the Astros acquire outfielder Carlos Beltran on June 24, who finishes with a combined 38 home runs and 42 stolen bases between Houston and Kansas City...four Astros are named All-Stars: Clemens, Beltran, Lance Berkman, and Jeff Kent...on July 14, Phil Garner replaces Jimmy Williams as manager...Houston claims the NL Wild Card and wins its first postseason series in franchise history, defeating the Atlanta Braves in Game 5 of the NLDS...the NLCS gets pushed to Game 7 before St. Louis defeats Houston...Clemens claims his unprecedented seventh Cy Young Award.



2005 The Astros advance to the World Series for the first time in franchise history after defeating St. Louis, 4-2, in a rematch of the 2004 NLCS...the Chicago White Sox go on to sweep the Astros in four games...the Astros host the first World Series game in the state of Texas, and Game 3 on Oct. 25 turns into the longest game in World Series history as the White Sox win in 14 innings, 7-5...Houston wins the NL Wild Card for the second season in a row, finishing in second place in the NL Central Division with a record of 89-73...the Astros win the longest game in postseason history, defeating Atlanta in the NLDS, 7-6, in 18 innings after a Chris Burke solo home run in the bottom of the 18th, while Roger Clemens tosses 3.0 scoreless innings of relief...the club starts the season with a 2-21 record on the road, and overcomes a 15-30 record on May 24 to become the first team since the 1914 Boston Braves to make the postseason after falling to 15 games under .500...on June 29, Craig Biggio is hit by a pitch for the 268th time of his career, setting the modern MLB record...Roger Clemens returns to the Astros for a second year and finishes 13-8 with a career-best 1.89 ERA...Roy Oswalt posts his second consecutive 20-win season, finishing 20-12 with a 2.94 ERA...Andy Pettitte wins 17 games and records a career-low 2.39 ERA...for the second season in a row, four Astros are named to the All Star squad: Clemens, Oswalt, Brad Lidge and Morgan Ensberg...Ensberg sets career-highs in home runs and RBI, and takes home the National League Silver Slugger Award at third base...Willy Taveras makes the jump from Double A to the Majors and leads all NL rookies in hits, runs and steals...Taveras also leads the Majors with 70 infield hits and 29 bunt singles.



HOUSTON MAJOR LEAGUE HISTORY

- 2006** The Astros finish 82-80, in second place, and 1.5 games behind the World Champion St. Louis Cardinals, giving Houston its sixth consecutive winning season...Lance Berkman makes his fourth All-Star appearance and sets the single-season franchise record with 136 RBI...Roy Oswalt wins the ERA crown with a 2.98 mark, while winning 15 games...he is also the runner-up in the NL Cy Young Award voting...Adam Everett records the fourth-best fielding percentage by a shortstop in Major League history, holding down a .990 mark at the position...the Astros finish .500 or better for the 14th time in 15 years, and their second-place finish marks the 12th time in 13 years that the club claimed first or second place in the NL Central.
- 2007** The Astros finish 73-89, their lowest winning percentage since 2000 (.451)...the Astros draw 3,000,000 fans to Minute Maid Park for the fourth time in franchise history...OF Carlos Lee is named team MVP after driving in a career-best 119 runs...Hunter Pence becomes the first rookie in Major League history to lead a league in hitting at the All-Star Break (.342)...Pence sets Houston franchise rookie records in doubles, extra-base hits, hitting, and slugging...on June 28, franchise icon Craig Biggio reaches the 3,000-hit plateau, all collected in an Astros uniform...on Sept. 20, Ed Wade is named the club's new General Manager, replacing Tim Purpura...just eight days later on Sept. 28, Wade and the Astros promote interim manager Cecil Cooper to the club's full-time managerial position...Cooper is originally named interim manager on Aug. 27, replacing Phil Garner.
- 2008** The club finishes 86-75, in third place in the NL Central and 11.0 games behind division-champion Chicago...Houston finishes 3.5 games behind Milwaukee in the NL Wild Card race and is not eliminated from playoff contention until the season's 159th game...Jose Valverde leads the NL with 44 saves and ties Billy Wagner's franchise single-season saves record...Roy Oswalt goes 17-10 and wins 10 of his last 12 starts...Houston pitchers compile 13 shutouts, leading NL staffs...in May, Lance Berkman wins the NL Player of the Month Award after enjoying a 50-at-bat span in which he hits .620 (31x50)...Berkman leads the league with a .345 average with runners in scoring position and sets the league lead with 46 doubles...the Astros commit 67 errors, the fewest errors for any team in National League history, anchored by shortstop Miguel Tejada.
- 2009** The Astros play well through their first four months of the season, topping out at 49-46 and just 1.0 game out of first place on July 22...three new Astros emerge as club leaders, including center fielder Michael Bourn, right fielder Hunter Pence and left-handed starter Wandy Rodriguez...Bourn is named the Astros team MVP and is awarded a Gold Glove for his defensive work in the field...he becomes the first Astros center fielder to win a Gold Glove since Cesar Cedeño won the award in five straight seasons from 1972-76...he is also named as the recipient of the Cool Papa Bell Award from the Negro Leagues Baseball Museum after leading the National League in stolen bases...Pence is elected to his first career All-Star Game and leads all Major League outfielders with 16 outfield assists...he also becomes the first right fielder in club history to record consecutive 25+ homer seasons...Rodriguez has a career year, leading the Astros pitching staff with a 3.02 ERA in 33 starts...other major contributors include Lance Berkman, Carlos Lee and Ivan "Pudge" Rodriguez, who become the first trio of teammates in MLB history to reach their 300th career home runs in the same season...Pudge also contributes to the record books by setting a new MLB record for games caught in a career when he catches his 2,227th game on June 17 at TEX.
- 2010** Despite their disappointing record, the Astros show steady improvement under first-year manager Brad Mills...the team loses its first eight games of the season, marking the second-slowest start in franchise history...the club bottoms out on May 31, dropping to 17-34 and in last place in the NL Central...Mills then guides the club to a 59-52 record through the remaining four months of the season...Jeff Bagwell joins the club as hitting coach at the All-Star Break...Roy Oswalt and first baseman Lance Berkman are both dealt in midseason trades...a free agent signing in the offseason, Brett Myers begins his campaign with a franchise record-setting 32 consecutive starts of 6.0-or-more innings...Chris Johnson earns Astros Rookie of the Year honors after leading all Major League rookies in batting average (min. 300 ABs)...for the second consecutive year, center fielder Michael Bourn wins a Gold Glove and leads the National League in stolen bases.
- 2011** The Astros continue their rebuilding efforts in 2011, this time dealing Michael Bourn, Jeff Keppinger and Hunter Pence in July for a return of 10 prospects...Jose Altuve begins his season at High A Lancaster, hits a combined .389 in the minor leagues and makes a rapid ascent to Houston in July...J.D. Martinez posts 28 RBI in August, his first full month in the Majors...following the season, the club is officially purchased by Houston businessman Jim Crane, who appoints Jeff Luhnow as the 12th general manager in club history.



HOUSTON MAJOR LEAGUE HISTORY

- 2012** In GM Jeff Luhnow's first season leading the Astros baseball operations, he makes a number of trades in an effort to build a pipeline of young talent...the Astros acquire 10 prospects in trading veterans Carlos Lee, Brett Myers, Wandy Rodriguez and Chris Johnson...Jose Altuve shines after leading the club in runs, hits, doubles, triples, extra-base hits and stolen bases while posting a .340 on-base percentage...Altuve is the lone Astro to be named to the All-Star Team...Justin Maxwell leads the club in homers with 18 in his first season as an Astro...Lucas Harrell leads the club in wins, innings pitched and starts as a rookie, going 11-11...Tony DeFrancesco replaces manager Brad Mills on an interim basis after Mills is let go during the season...on Sept. 27, the Astros announce that Bo Porter will serve as the club's manager for the 2013 season.
- 2013** After 51 seasons in the National League, the Astros become an American League team...they are the first team in MLB history to move from the NL to the AL...the club makes its AL debut by defeating the Texas Rangers, 8-2, at Minute Maid Park on MLB Opening Night on March 31...Reid Ryan is named Astros President of Business Operations...Jason Castro becomes the first Astros catcher to make the All-Star team since Craig Biggio in 1991...Castro sets club records for a catcher in homers (18), doubles (35), slugging (.485), and OPS (.835), and also wins two Player of the Week awards...Houston has 14 players make their Major League debuts...RHP Jarrod Cosart becomes the first pitcher in franchise history to throw 8.0 shutout innings in his Major League debut (July 12 at TB)...Brandon Barnes hits for the cycle on July 19 vs. SEA, going 5x5...the Astros purchase the Double A Corpus Christi Hooks on Sept. 30.
- 2014** The Astros make a 19-game improvement, winning 70 games on the year...a core of young stars begin to emerge as Jose Altuve (24), George Springer (25), Dallas Keuchel (26), and Collin McHugh (27) all turn in excellent seasons...Altuve wins the first batting title in club history, leading the Majors in batting average (.341)...Altuve establishes a single-season franchise record for hits (225), surpassing Craig Biggio's mark of 210 set in 1998...his 225 hits are the most in a season for a second baseman since Charlie Gehringer (227) in 1936, and the most ever for a Venezuelan-born player...Altuve represents the Astros at the All-Star Game...he is the first MLB player since 1945 to lead his league in hits, batting and steals, and becomes the first player to reach 220+ hits, 40+ doubles, and 50+ stolen bases in one season since Ty Cobb (1917)...Keuchel becomes the first pitcher in club history to win a Gold Glove Award, and posts a 12-9 record with a 2.93 ERA from the mound...Springer blasts 20 home runs, one shy of the Astros rookie record...he also earns AL Rookie of the Month honors in May after becoming the second rookie player in baseball's modern era to hit seven home runs over a seven-game span...McHugh leads AL rookies in ERA (2.73, min. 100IP)...Chris Carter finishes second in the Majors in homers with 37...following the season on Sept. 29, the Astros name former MLB catcher AJ Hinch as the 18th manager in franchise history.
- 2015** The Astros snap a 10-year postseason drought, defying outside expectations by going 86-76 (.531) in AJ Hinch's first season as Astros manager...franchise icon Craig Biggio gets inducted into the National Baseball Hall of Fame...the Astros spend the majority of the season in first place (139 days) in the AL West division, ultimately finishing in second by 2.0 games...the club clinches an AL Wild Card spot on the final day of the season...Houston then defeats the Yankees at Yankee Stadium, 3-0, in the AL Wild Card Game before taking the eventual World Series Champion Kansas City Royals to five games in a back-and-forth ALDS...the Astros get off to a scorching start and post franchise-best records through several game numbers early in the season, including game 25 (18-7) and 55 (34-21)...the pitching staff leads the AL in ERA (3.57) while posting the second-highest strikeout total in club history (1,280)...11 Astros hit double digit homers, which ties a Major League record set by Detroit in 2004...the club leads the AL in steals (121) and ranks second in MLB in home runs (230)...Dallas Keuchel becomes the third pitcher in franchise history to win a Cy Young Award after leading the AL with 20 wins and ranking second in ERA (2.48)...Keuchel also wins three AL Pitcher of the Month awards and his second consecutive Rawlings Gold Glove Award...Carlos Correa makes his MLB debut in June and wins AL Rookie of the Year honors, setting a club rookie-record and leading all MLB shortstops in homers with 22...Jose Altuve, Keuchel and Hinch represent Houston at the All-Star Game...Altuve wins a Silver Slugger Award and a Gold Glove Award...Lance McCullers leads all AL rookies in WAR (2.8), posting a 3.22 ERA in 22 starts...Mike Fiers throws the first no-hitter in Minute Maid Park history on Aug. 21 vs. the Dodgers...Collin McHugh wins 19 games.



HOUSTON MAJOR LEAGUE HISTORY

2016 The Astros post consecutive winning records for the first time since 2005-06, but miss the postseason by 5.0 games after finishing 84-78...an abysmal April (7-17) hamstrings the club throughout the season, as the Astros 77-61 (.558) finish over their final 138 games fails to push them into the playoffs...Jose Altuve is named the *Sporting News* Player of the Year and finishes third in the AL MVP voting after hitting .338 with 42 doubles, 24 homers, 96 RBI and a .928 OPS...Altuve wins his second batting title, second Silver Slugger and is named to his fourth All-Star Team (second start)...Dallas Keuchel wins his third consecutive Rawlings Gold Glove Award...Will Harris is named to the All-Star Game for the first time in his career...Carlos Correa hits 20 home runs, becoming the franchise leader in career home runs by a shortstop...George Springer plays in all 162 games, while hitting a career-high 29 homers, eight of which were leadoff shots (ties a club record)...Evan Gattis sets a franchise record for home runs hit by a catcher with 19...Chris Devenski finishes fourth in the AL Rookie of the Year voting after setting club rookie records for a reliever in ERA (2.16) and WHIP (0.81).

2017 In the Astros 56th season of play, the club wins its first World Series Championship after winning 101 regular season games...Houston also takes home its first division title since 2001...Jeff Bagwell is inducted into the National Baseball Hall of Fame...the Astros down the Red Sox in the ALDS (four games), the Yankees in the ALCS (seven games) and the Dodgers in the World Series (seven games) in one of the most thrilling postseason runs in recent memory...the Astros were dominant at home in the postseason, going 8-1 and becoming the second team in MLB history to win eight home games in a single postseason...Houston hit 27 postseason home runs, tying the 2002 Giants for the



MLB record...15 of those 27 homers were hit during the World Series, which set a new MLB record...Jose Altuve is named the American League Most Valuable Player, joining Jeff Bagwell (1994) as the only players in club history to win an MVP award...Altuve is also named the Sports Illustrated Sportsperson of the Year, the Baseball America MLB Player of the Year, and the AL Hank Aaron Award winner after winning his third batting title and recording his fourth 200-hit season...Altuve posts a 1.021 OPS and seven home runs in the postseason, which ties him for the fourth-most homers ever hit in a single postseason in MLB history...Altuve hits three of those homers in Game 1 of the ALDS vs. Boston, becoming the ninth player in MLB history to hit three homers in a postseason game...George Springer is named World Series MVP after homering in four consecutive World Series games, becoming the first player to do so in a single World Series...on Aug. 31, Astros GM Jeff Luhnow orchestrates one of the biggest trades in franchise history when he acquires RHP Justin Verlander from the Tigers...Verlander goes on to win ALCS MVP honors following two dominating performances over the Yankees (2-0, 0.56 ERA, 1ER/16IP, 21 strikeouts)...in 11 combined games between the postseason and regular season, Verlander goes 9-1 with a 1.66 ERA...the World Series victory gives an emotional boost to a hurricane-ravaged city of Houston...Hurricane Harvey makes landfall in Houston in late-August, prompting the Astros to play three home games against the Texas Rangers at Tropicana Field in St. Petersburg, Fla. from Aug. 29-31...it marks the second time in club history that the Astros are forced to play a home game outside of Houston...in the regular season, the Astros win the AL West Division by 21 games, marking the largest division win in club history...the club sets a franchise record for the best 34-game start to a season (23-11), continuing that run through game number 117 (72-45)...the Astros offense leads the Majors in runs (896), hits (1581), doubles (346), average (.282), OBP (.346), SLG (.478) and OPS (.823) while striking out fewer than any other club (1087)...the Astros set club records in doubles (346), average (.282) and slugging percentage (.478)...this marks the first time in franchise history for the Astros to lead the Majors in runs...the Astros become the seventh team in Major League history to post the league's highest slugging percentage and fewest strikeouts in a single season...the Astros have six players at the All-Star Game, which leads all AL teams and marks the most in a single season in franchise history...they are represented by starters 2B Jose Altuve, SS Carlos Correa and OF George Springer, and pitchers RHP Chris Devenski, LHP Dallas Keuchel and RHP Lance McCullers Jr...George Springer and Jose Altuve win Silver Slugger Awards.

HOUSTON MAJOR LEAGUE HISTORY

2018 The Astros record-setting 2018 campaign came to an end in the American League Championship Series, as they lost to the eventual World Series Champion Boston Red Sox in five games...despite their exit in the ALCS, Houston followed up their championship season with a franchise record 103 regular season wins, making them the first club to post consecutive 100-win seasons since the 2002-04 Yankees, and the fifth defending World Series Champion to win over 100 games dating back to 1970...Houston finished with the best run differential in the Majors at +263, which ranked second in the expansion era (since 1961) of Major League Baseball, trailing only the 2001 Mariners...the club went 57-24 in road games, also good for second all-time in the expansion era...en route to their 103, the Astros tied their franchise record win streak, ripping off 12 straight from June 6-18, which included a 10-0 road trip, marking just the seventh undefeated road trip of 10-or-more games in the Majors dating back to the 1953 season...the club's pitching staff combined for 1,687 strikeouts, the most in Major League history, and also allowed only 534 runs, the fewest allowed by an AL team in a non strike-shortened season since the DH started being used in 1973...the group also led the Majors in virtually every significant category, including ERA (3.11), opponent average (.217), WHIP (1.10), starter's ERA (3.16) and bullpen ERA (3.03)...RHP Justin Verlander led the staff, as the second-year Astro finished second in the AL in Cy Young voting...Verlander (290K) and RHP Gerrit Cole (276K) finished first and second in the AL in strikeouts and became the first pair of right-handed pitchers in the modern era (since 1900) to each surpass 250 strikeouts in a season for the same club...Verlander and Cole headlined a six-player group of Astros All-Stars, which also included 2B Jose Altuve, 3B Alex Bregman, RHP Charlie Morton and OF George Springer, who were managed and coached by the Astros Major League staff...Altuve was the Astros only starter, as he was elected to his sixth-career All-Star Game by leading all of Major League Baseball in fan votes with 4,849,630...the Astros shined in the Midsummer Classic, as Bregman and Springer hit back-to-back home runs in the 10th inning, to give the AL a victory and give Bregman the MVP honors...the Astros sold out Minute Maid Park 17 times in 2018, their most since 2007, which included six sellouts on dates in which the club distributed Replica World Champions Rings at Minute Maid Park...the Astros distributed over 250,000 replica rings this season, which is believed to be the biggest giveaway of a single item in Major League Baseball history.



2019 The Astros captured their third pennant in franchise history, and second in a three-year span, falling just short of their second World Series Championship in seven games to the Washington Nationals...in the postseason, Houston defeated the Rays in a five-game ALDS and the Yankees in a six-game ALCS...during the regular season, the Astros set a franchise record with 107 wins, making them the fifth organization in MLB history to win 100-plus games in three consecutive seasons...the Astros led the Majors in run differential for the second consecutive season with a club record mark of +280...the Astros led the Majors with a 60-21 home record...the offense set a MLB record for slugging (.495) while posting the fewest strikeouts in the league...their pitching staff posted 1,671 strikeouts, the most in the Majors, making Houston the first team in MLB history to finish a season with the fewest offensive strikeouts and the most strikeouts by their pitching staff...the Astros won their third-consecutive AL West Division title by 10.0 games, going 56-20 against divisional opponents...at the trade deadline, the Astros executed a five-player deal that brought ace right-handed pitcher Zack Greinke to Houston...Houston tossed two no-hitters during the season: a six-pitcher combined no-hitter on Aug. 3 vs. SEA and Justin Verlander's third-career no-hitter on Sept. 1 at TOR...Verlander won his second-career AL Cy Young Award in a season in which he surpassed 3,000 career strikeouts, while reaching the 300-strikeout plateau for the first time in his career...Gerrit Cole finished second in the Cy Young race, setting a franchise record with 326 strikeouts...Jordan Alvarez burst onto the MLB scene in June, setting a club rookie record for homers (27) and becoming the third Astro to win Rookie of the Year honors...Alex Bregman led the offense, finishing second in the AL MVP race after leading the AL in WAR (8.4)...six Astros players made the All-Star team for the third-straight year (Verlander, Cole, Bregman, Michael Brantley, Ryan Pressly, George Springer)...Ryan Pressly completed an MLB record 40-game scoreless streak...Springer led MLB with 12 leadoff homers, one shy of the Major League record...the Astros Hall of Fame was created with an inaugural 16-member class...in May, the Astros swept the Angels in Monterrey, Mexico, their first regular season games played outside of the U.S. or Canada in club history.



ASTROS STADIUM HISTORY



Colt Stadium served as the home to Houston's first Major League Baseball franchise: the Colt .45s. The outdoor, single-deck facility was constructed as a temporary home until a domed stadium was completed. It was in operation for three seasons, from 1962-1964, and was witness to two no-hitters, both by the Colts: Don Nottebart in 1962 and Ken Johnson in 1963. High heat and humidity moved many games to late afternoon starts and pushed the National League to lift its ban on Sunday night games. It was located in what is now the Astrodome's north parking lot.



By the time the Astrodome opened on April 9, 1965, for an exhibition game between the Houston Astros and New York Yankees, it was already heralded as the "Eighth Wonder of the World." The largest structure of its kind and the world's first multi-purpose domed stadium, the Astrodome came to symbolize the futuristic home of professional sports in America. In honor of Houston's significance to the country's space program, it was appropriately named the Astrodome, and to maintain the theme, the Colt .45s were proudly renamed the Astros. AstroTurf was developed and installed to start the 1966 campaign after natural grass was unsuccessful. It served as the Astros home for 35 seasons.

COLT STADIUM

First Game:	April 10, 1962
Last Game:	September 27, 1964
Capacity:	32,601 (1962); 33,010 (1964)
Dimensions:	Foul lines: 360 ft; power alleys: 395 ft; center field: 420 ft; deepest corners in center field, just left and right of straightaway center: 427 ft; backstop: 60 ft.
Fences:	Left & right field: 8 ft; center field screen: 30 ft.
Surface:	Grass
Cost:	\$2 million
Location:	South Houston, in what is now the Astrodome's parking lot (north lot).

Current status: The stadium was dismantled in the 1970s and moved to Torreon, Mexico, where it was reassembled and became home to a Mexican League baseball team.

ASTRODOME

First Game:	April 12, 1965
Last Game:	October 9, 1999
Capacity:	42,217 (1965); 54,816 (1990)
Dimensions:	Foul lines: 325 ft; power alleys: 375 ft; center field: 400 ft; backstop: 52 ft; apex of dome: 208 ft.
Fences:	Left & right field: 10 ft; center field: 10 ft.
Surface:	Grass (1965); Astroturf (1966-1999)
Cost:	\$35 million (1965); \$60 million (1989 expansion)
Location:	South Houston



THE HISTORY OF THE ASTROS UNIFORM

HOUSTON COLT .45'S • 1962-1964



HOME



ROAD



HOUSTON ASTROS • 1965-1970



HOME



ROAD



HOUSTON ASTROS • 1971-1974



HOME



ROAD



HOUSTON ASTROS • 1975-1979



HOME & ROAD



HOUSTON ASTROS • 1980-1986



HOME



ROAD



1980-1982



1983-1986

HOUSTON ASTROS • 1987-1988



HOME



ROAD



HOUSTON ASTROS • 1989-1993



HOME



ROAD



HOUSTON ASTROS • 1994-1996



HOME



ROAD





THE HISTORY OF THE ASTROS UNIFORM

HOUSTON ASTROS • 1997-1999



HOME



ROAD



ALTERNATES



HOUSTON ASTROS • 2000-2012



HOME



HOME (SATURDAY)



HOME (SUNDAY)



ROAD



ROAD (ALTERNATE)

HOUSTON ASTROS • 2013-current



HOME



ROAD



ALTERNATE/
HOME (FRIDAY)



HOME (SUNDAY)

TABLE OF
CONTENTS

PLAYERS

PLAYER
DEVELOPMENT

2019 REVIEW

OPPONENTS

HISTORY
AND RECORDS

SPRING TRAINING

MEDIA
INFORMATION

MINUTE MAID
PARK

ASTROS BROADCAST HISTORY

ASTROS ENGLISH BROADCASTERS*

Radio and Television full-time broadcasters

Al Helfer	1962
Guy Savage	1962-1963
Loel Passe	1962-1976
Gene Elston	1962-1986
Harry Kalas	1965-1970
Bob Prince	1976
Dewayne Staats	1977-1984
Larry Dierker	1979-1996; 2004-2005
Jerry Trupiano	1985-1987
Milo Hamilton	1985-2012
Bill Worrell	1986-1996; 2000-2003
Dave Hofferth	1987
Bill Brown	1987-2016
Bruce Gietzen	1988-1990
Enos Cabell	1989-1994
Vince Cotroneo	1991-1997
Jim Deshaies	1997-2012
Alan Ashby	1998-2005; 2013-16
Brett Dolan	2006-2012
Dave Raymond	2006-2012
Geoff Blum	2013-present
Robert Ford	2013-present
Steve Sparks	2013-present
Todd Kalas	2017-present

* - prior to the 2000 season, it was standard practice for Astros english broadcasters to switch between radio and television assignments

ASTROS RADIO BROADCASTERS

English broadcasts, 2000-present

Milo Hamilton	1985-2012
Alan Ashby	1998-2005
Brett Dolan	2006-2012
Dave Raymond	2006-2012
Robert Ford	2013-present
Steve Sparks	2013-present

ASTROS SPANISH RADIO BROADCASTERS

Radio full-time broadcasters

Rene Cardenas	1962-1976
Orlando Sanchez Diago	1962-1976, 1987-1992
Rolando Beccera	1987-1992
Manny Lopez	1993
Francisco Ernesto Ruiz	1993-2007
Danny Gonzalez	1994-1996
Alex Trevino	1996-present
Francisco Romero	2008-present

ASTROS TELEVISION BROADCASTERS

English broadcasts, 2000-present

Bill Brown	1987-2016
Jim Deshaies	1997-2012
Bill Worrell	2000-2003
Larry Dierker	2004-2005
Alan Ashby	2013-2016
Geoff Blum	2013-present
Todd Kalas	2017-present

ASTROS FORD C. FRICK AWARD WINNERS

The Ford C. Frick Award is presented annually by the Baseball Hall of Fame to a broadcaster for "major contributions to baseball." The award, named after the late broadcaster, National League President, Commissioner, and Hall of Famer, has been presented annually since 1978. Frick was a driving force behind the creation of the Hall of Fame in Cooperstown and he helped foster the relationship between radio and the game of baseball.

The Ford C. Frick Award is presented annually during the Hall of Fame Induction Ceremony. Each award recipient (not to be confused with an inductee) is presented with a calligraphy of the award during the Hall of Fame Induction Ceremony and is recognized in the "Scribes & Mikemen" exhibit in the Library of the National Baseball Hall of Fame.

GENE ELSTON (Astros broadcaster from 1962-1986)



Gene Elston's baseball broadcasting career spanned 47 years, primarily as a radio announcer. The 2006 recipient of the Ford C. Frick Award, delivered baseball to a new legion of fans as the lead voice of the expansion Houston Astros for 25 years, from their beginnings as the 1962 Colt .45s, through their 1986 National League West Division championship. While his voice became a beacon to fans in Texas and the Southwest, Elston's broadcasting responsibilities also included numerous national assignments. Elston broke into radio as a high school basketball broadcaster in 1941 in Fort Dodge, Iowa. After serving in the Navy during World War II, he returned to the small midwest stations he knew so well. His break came in 1945 when he handled color commentary for the National Football League's Cleveland Rams. His entry into baseball came in 1946, when Elston was hired to call games for the Waterloo White Hawks of the Three I League. Three years later, he was named play-by-play for Des Moines of the Western League. In 1954 he made the major leagues as the number two man for the Chicago Cubs. In 1958, Elston was chosen to work with Bob Feller for Mutual's Game of the Day, which aired over 350 stations across the country, a position he held through 1960. In 1961, as baseball was expanding, he was the first announcer to handle play-by-play duties for the Houston franchise. He went on to work the CBS Radio Game of the Week from 1987-1995 and CBS postseason games from 1995-1997. A Texas Baseball Hall of Fame inductee, Elston also created a unique scorebook, Gene Elston's Stati-Score Baseball Scorebook, and authored two books, including the 2001 release, A Stitch in Time: A Baseball Chronology, 1845-2000.

MILO HAMILTON (Astros broadcaster from 1985-2012)



Milo Hamilton, the 1992 recipient of the Ford C. Frick Award, broadcast Major League baseball for more than 40 years. His big league on-air career included stops with the St. Louis Browns (1953), St. Louis Cardinals (1954), Chicago Cubs (1956-57 and 1980-84), Chicago White Sox (1962-65), Atlanta Braves (1966-75), Pittsburgh Pirates (1976-79), and Houston Astros (1985-2012). It was no coincidence that he was behind the microphone for more historic baseball events than any other announcer. His smooth style appealed to his listeners and his knowledge of the game has earned him the respect of his peers. Among the milestones he broadcast were Hank Aaron's 715th home run, Ernie Banks' fifth grand-slam of the 1955 season, seven no-hitters and Roger Maris' 61st homer (recreated on Western Union ticker). He was also on the Cardinals' broadcast crew when Stan Musial hit his record-breaking fifth home run in a doubleheader and he was doing the play-by-play 18 years later when San Diego's Nate Colbert duplicated Musial's feat. Wherever he has been, Hamilton involved himself in fund-raising activities, and over the years he helped raise over \$1.5 million for local charities. Born in Fairfield, Iowa, on Sept. 2, 1927, Hamilton graduated from the University of Iowa with a degree in radio speech. Milo shared the broadcast booth with numerous other Frick Award winners, including Jack Brickhouse, Bob Elson, Harry Caray and Jack Buck.

AL HELFER (Astros broadcaster in 1965)



Al Helfer, who was big in stature, big in personality and a big league mainstay in broadcast booths across the country for four decades, was named the 2018 recipient of the Ford C. Frick Award. The burly 6-foot-4 Helfer worked behind a microphone in the Majors for eight different clubs, the Pirates (1933-34), Reds (1935-36), Yankees (1937-38, 1945), Brooklyn Dodgers (1939-41, 1955-57), New York Giants (1945, 1949), Phillies (1958), Colt .45s (1962) and Athletics (1968-69), and gained a national following as a radio broadcaster for Mutual Broadcasting System's Game of the Day in the 1950's. For a five-year period between 1950 and '54, he was traveling to a different ballpark six days a week. A rewarding but exhausting assignment, it was due to this Game of the Day exposure – the broadcasts carried by approximately 400 stations in non-MLB markets and around the world by the Armed Forces Radio Network – which Helfer became one of the nation's best-known baseball broadcasters. It was said that his audience reached 80 million at times. In 1962, Helfer was a member of the Colt .45s original broadcast crew, along with other Astros greats, Gene Elston, Loel Passe and Rene Cardenas.

ASTROS FORD C. FRICK AWARD WINNERS

HARRY KALAS *(Astros broadcaster from 1965-1970)*

Harry Kalas, longtime announcer for the Philadelphia Phillies, was the 2002 recipient of the Ford C. Frick Award. A native of Naperville, Ill., Kalas graduated from the University of Iowa in 1959 with a Bachelor of Arts degree in Speech, Radio, and Television. The affable broadcaster was drafted into the military on graduation day and spent the following two years in Hawaii with the U.S. Army. In 1961, he served as sports director of radio station KGU and also began broadcasting for the Pacific Coast League's Hawaii Islanders as well as the University of Hawaii. An original member of the Astros broadcast team in 1965, he called games for Houston until 1970. In 1971, he moved to the Phillies broadcast booth, where he shared the microphone with Hall of Fame outfielder Richie Ashburn for 26 seasons. Kalas was honored as Pennsylvania Sportscaster of the Year 18 times. He also broadcast Big Five basketball and Notre Dame football. Kalas, revered for his uncanny ability to connect with his listeners, whether on radio or television, called more than 5,000 Phillies games. His passion for the game was unsurpassed, and his powerful, soothing voice was a summertime tradition throughout Pennsylvania, Delaware and New Jersey.

THE HOUSTON BASEBALL MEDIA WALL OF HONOR


Each season, the Houston Baseball Media Wall of Honor, located on the club level at Minute Maid Park, inducts a current or former Houston media member who has made significant and lasting contributions to the landscape of Houston baseball through their work in journalism or broadcasting.

ANITA MARTINI *(inaugural, 2007 inductee)*

The inaugural inductee into the Houston Baseball Media Wall of Honor was the late Anita Martini, a pioneer in the sports media field. Martini, a native of Galveston, was a pioneer for women in sports journalism. Martini began her career with Houston radio station KTRH during the 1960s and became the nation's first woman sports anchor in the early 1970s, at Houston television station KPRC. In 1974, she challenged Major League Baseball for the right to join her male colleagues in the clubhouse for post-game interviews with the players. Martini won her fight when she interviewed Jimmy Wynn in the Los Angeles Dodgers clubhouse after a game at the Houston Astrodome. By the 1980s, she was hosting one of the first call-in sports shows on Houston AM radio station KPRC. She died of cancer in 1993 at the age of 54. Martini also is an inductee of the Texas Baseball Hall of Fame.

GENE ELSTON *(2008 inductee)*

Elston broadcast Major League Baseball games in Houston for 25 years as the Voice of the Astros from 1962-1986. He was behind the microphone for the first game in franchise history on April 10, 1962, when the Colt .45s defeated the Chicago Cubs. Elston was the first play-by-play broadcaster for the Houston franchise, and a generation of baseball fans received their introductions to both the Astros and Major League Baseball by his broadcasts. Elston broadcast baseball for 47 years, beginning with Waterloo of the Triple I League in 1947. After nine seasons broadcasting minor league baseball, Elston made his Major League debut with the Chicago Cubs in 1954. He also called the Mutual "Game of the Week" from 1958-60 and the CBS Radio "Game of the Week" from 1987-97. In 2006, Elston was honored with the Ford C. Frick Award from the National Baseball Hall of Fame and Museum for his significant and lasting contributions to the game of baseball through his work in broadcasting. Among the highlights of Elston's career with the Astros included calling eight of the team's no-hitters, two Astros NL Western Division Championships (1980, 1986), and Nolan Ryan breaking Walter Johnson's all-time strikeout record in 1983. He was inducted in the Texas Baseball Hall of Fame in 1993.

NEIL HOHLFELD *(2009 inductee)*

Hohlfeld covered the Houston Astros as the beat writer for the Houston Chronicle from 1979 until 1995. He served as president of the Houston chapter of the Baseball Writers Association of America in 1993. In 1996, Hohlfeld went on to cover other sports, including Texas A&M athletics and NASCAR, through 2006 before assuming an editing assignment for the Chronicle. In 2007, he returned to his first love as a baseball analyst for FS Houston's pre- and post-game shows. Hohlfeld graduated from the University of Missouri with a Bachelor of Journalism in 1973 and began his career in Hannibal, Mo. He worked for the Chicago Tribune from 1974-79 before joining the Chronicle in 1979. Hohlfeld passed away on July 19, 2008 at the age of 56. He was honored by the Houston chapter of the BBWAA as the recipient of the 2008 Fred Hartman Long and Meritorious Service Award.

THE HOUSTON BASEBALL MEDIA WALL OF HONOR

MICKEY HERSKOWITZ (2010 inductee)



Herskowitz was one of Houston's original beat writers and columnists, having covered the team since its inception in 1962. He wrote for both the Houston Post and Houston Chronicle. A graduate of the University of Houston, at age 26, Herskowitz became the nation's youngest sports editor of a major newspaper and later received international recognition for his coverage of the terrorist tragedy at the 1972 Munich Olympics. He was the first writer to win national first place awards in three Associated Press categories in one year, 1968. In addition to his journalism career, Herskowitz has authored books on historical figures, such as Gene Autry, Nolan Ryan, Paul "Bear" Bryant and Prescott Bush. He was also the ghostwriter of several autobiographies, including Dan Rather and Mickey Mantle. A former Marine, he has been inducted into the Houston Chamber of Commerce Hall of Fame, and received the national Headliners Award for excellence in sports writing. Herskowitz is also a former executive with the American Football League; a New York magazine editor; an original partner in the Houston Rockets; and a journalism professor at Sam Houston State University. He was inducted into the Texas Baseball Hall of Fame in 1997.

BILL BROWN (2011 inductee)



Bill Brown was the Houston Astros play-by-play announcer for 30 seasons. Brown, also known as "Brownie," was inducted into the Texas Baseball Hall of Fame on Nov. 12, 2004. He joined the Astros in 1987 after working as senior producer and anchor of the Financial News Network's SCORE program. Prior to that assignment, he was the sports director of the Sports Time Cable Network, which televised select Reds, Royals and Cardinals games. He spent one year with HSE in Pittsburgh and was the television voice of the Cincinnati Reds from 1976-82. Brown, who began his broadcast career on radio at 18 years old, graduated from the University of Missouri in 1969 and became a U.S. Army broadcast specialist, working as a sportscaster for the Armed Forces Vietnam Network in Saigon from 1970-71. After leaving the service in 1971, Brown completed one semester of graduate school at Central Missouri State College in 1971 and then earned a job at WLWT-TV in Cincinnati. Brown has broadcast for two teams in the World Series, the 1976 Reds and the 2005 Astros. He also called Craig Biggio's historic 3,000th hit in 2007, as well as many other memorable moments during both his Astros broadcasting tenure and overall broadcasting career.

MILO HAMILTON (2012 inductee)



Hall of Fame broadcaster Milo Hamilton spent a total of 59 seasons broadcasting Major League Baseball, which ranked as the second-longest broadcasting career in the game's history. A member of the Texas Baseball Hall of Fame, Hamilton has also been recognized by the National Baseball Hall of Fame, having won the Ford C. Frick Award in 1992. As an Astros broadcaster, he called many of the greatest moments in franchise history, including Nolan Ryan's 4,000th strikeout in 1985, the final out of Mike Scott's dramatic, division-clinching no-hitter in 1986, the Astros historic, six-pitcher, combined no-hitter at Yankee Stadium in 2003, the Astros 2005 Game 6 NLCS clincher, and Craig Biggio's 3,000th hit in 2007. Prior to joining Houston, Hamilton had already established himself as a top broadcaster in the game, having called Hank Aaron's historic 715th home run on April 8, 1974. His career accomplishments also include calling games at 59 Major League ballparks, being behind the mic for 11 no-hitters and broadcasting for the Pirates during their 1979 World Series championship season. At the conclusion of the 2012 campaign, he retired from his position as "The Voice of the Astros", having established himself as one of the all-time great broadcasters in Major League Baseball history.

RENE CARDENAS (2013 inductee)



Cardenas, a native of Managua, Nicaragua, started his professional baseball broadcast career with the Los Angeles Dodgers in 1958, becoming one of the first members of a Spanish radio broadcast team in the history of Major League Baseball. In the coming years, Cardenas further made history as a pioneer, as he and his team became the first Spanish radio broadcast team to call a World Series (1959) and an All-Star Game (1961). Cardenas was brought into the Houston organization by Judge Roy Hofheinz in 1962 as the Director of the Spanish Division for the Colt .45's, and stayed with the Astros through 1975. He also spent time with the Texas Rangers organization, where he started their very first Spanish radio broadcast. Following his time in Arlington, Cardenas returned to LA where he did Spanish radio and TV broadcasts for the Dodgers in the 1980s. Cardenas returned to Houston in 2000 where he began writing for the club. He returned to Spanish radio broadcast in 2007 and in 2008, became a television broadcaster for the team. He now writes for La Prensa, as well as the Astros Gameday Magazine and La Voz. Among his many honors are a place in both the Texas Rangers and former LA Dodgers Walks of Fame, and three nominations for the Ford C. Frick award in 1993, 2010 and 2011.

THE HOUSTON BASEBALL MEDIA WALL OF HONOR

ALEX TREVINO (2014 inductee)

Alex Treviño became a distinguished member of the Houston Baseball Media Wall of Honor on Thursday, Sept. 18, 2014, in what was his 19th year in the Astros Spanish radio booth. He joined the broadcast team in 1996 and has called over 3,000 Astros games and six postseason appearances, including the 2005 World Series run. As of 2014, his 19 seasons in the broadcast booth were the second-most in franchise history by a Spanish broadcaster, trailing only Orlando Sanchez Diago's 21 years. Prior to joining the broadcast staff, Treviño spent 13 seasons in the Majors, primarily as a catcher, including the 1988-90 seasons with the Astros. He also spent time with the Mets, Reds, Braves, Giants and Dodgers in his Major League career. Treviño finished his playing career in the Mexican League, playing three seasons (1993-95) in his hometown of Monterrey, Mexico. Treviño was a member of the 1972 Pony League World Series championship team, which hailed from Monterrey. He later would become one of seven Mexican-born players to play for the Astros, and was inducted into the Hispanic Heritage Baseball Museum Hall of Fame in 2003.

HARRY SHATTUCK (2015 inductee)

Long-time sportswriter for the Houston Chronicle, Harry Shattuck, was inducted into the Houston Baseball Media Wall of Honor on Sept. 23, 2015. Shattuck covered the Astros beat for the Houston Chronicle for several seasons. Shattuck worked in the newspaper business for the Houston Chronicle for parts of four decades from 1970-2009. He began covering the Astros in 1970 and served as the Chronicle's beat writer from 1972-1985. He moved on to serve as the Chronicle's national baseball writer (1985-88), the assistant sports editor (1989-93) and the travel editor (1993-09) before his retirement. In his distinguished career, Shattuck covered 14 World Series, was the former chairman of the Houston Chapter of the BBWAA and voted for the Baseball Hall of Fame for over 30 years. While on the Astros beat, Shattuck covered the team during the tumultuous change in team ownership in 1976 and during the Astros 1980's playoff appearances.

MARK BERMAN (2016 inductee)

On Monday, Sept. 26, 2016, long-time sports director at KRIV-TV Mark Berman was inducted into the Houston Baseball Media Wall of Honor. Berman has spent over 30 years at KRIV-TV in Houston, having joined the Houston FOX affiliate in 1986 and being named the station's sports director in 1988. In his role, Berman covers all sports in the Houston area, including professional, collegiate and high school athletics. A leader in his industry, Berman is best known for his relentless work ethic, his professionalism and his accuracy in breaking stories. Since joining the Houston media, Berman has covered every Astros playoff team in franchise history (1980-81, 1986, 1997-99, 2001, 2004-05, 2015), including the club's World Series appearance in 2005. Berman grew up in Hempstead, Texas, and graduated from the University of Houston with a degree in communications.

BOB ALLEN (2017 inductee)

Houston sports anchor and director Bob Allen was inducted into the Houston Baseball Media Wall of Honor on Sept. 17, 2017. One of the most iconic members of the Houston media market, Allen sadly passed away in October of 2016 after a lengthy battle with cancer. Allen spent 38 years as sports director at ABC 13 News (KTRK) after getting named to the post in 1975, making him the longest tenured major market sports anchor in the country. He also spent two years as sports director at KHOU 11 News following his run with KTRK. During his career, Allen covered virtually all of the Astros postseason runs, all five ownership groups in the history of the Houston franchise, the construction and opening of Minute Maid Park, the Astros first appearance in a World Series and Craig Biggio's 3,000th hit and Hall of Fame selection. A native of Houston, Allen was committed to giving back to his community, as he was an enthusiastic supporter and board member of both the Sunshine Kids organization and the Special Olympics.



THE HOUSTON BASEBALL MEDIA WALL OF HONOR

KAREN WARREN *(2018 inductee)*

Longtime Houston Chronicle photojournalist Karen Warren was inducted into the Houston Baseball Media Wall of Honor on Sept. 14, 2018, becoming the first photojournalist to receive this honor since the award's inception in 2007. With over 20 years as a staff photographer at the Houston Chronicle, Warren has covered some of the best years in the history of the Astros franchise and has become a fixture in the Houston media market. Since joining the Houston Chronicle in 1997, she has shot a multitude of Astros regular season and postseason games, and has traveled to Spring Training in Florida to cover the team for close to 20 seasons. In addition to her coverage of the Astros, Warren has also covered the Houston Texans and Houston Rockets during her time at the Chronicle. Warren began her career in photojournalism at the Austin American-Statesman in 1987, where she spent nine years before joining the St. Louis Post-Dispatch in 1996. She joined the Houston Chronicle staff in 1997. A graduate of the University of Texas at Austin, Warren has shot or edited 14 Super Bowls, two World Series runs, the 2004 NLCS, the 2003 College World Series and the 2010 Little League World Series.

LARRY DIERKER *(2019 inductee)*

Franchise icon Larry Dierker was inducted into the Houston Baseball Media Wall of Honor on Sept. 22, 2019, his 73rd birthday and the 55th anniversary of his Major League debut, which came as a 17-year old for the Houston Colt .45s. Dierker debuted with Houston in 1964 and had a remarkable 14-year playing career, including 13 seasons with the Astros (1964-77). After his playing days, Dierker was hired to the club's radio and television broadcast teams in 1979. He worked on both platforms for a total of 20 seasons (1979-96, 2004-05) over two stints in the booth. Dierker has the distinction of moving directly from the broadcast booth to the managerial position, which he did in 1997. He went on to lead the Astros to four playoff appearances (1997-99, 2001) in his five seasons as manager. Since 2005, Dierker has filled a variety of roles with the Astros, including appearances on club broadcasts, writing for team publications and serving as an Astros Community Outreach Executive and as a Special Advisor to the club. Earlier this year, he was inducted into the Astros Hall of Fame, as a member of the inaugural class. Inducted into the Houston Baseball Media Wall of Honor on September 22, 2019.

THE LAST TIME IT HAPPENED: INDIVIDUAL BATTING

(For regulation nine-inning games unless noted / * Denotes club record)

AT-BATS

Two At-Bats in an Inning	Michael Brantley, Sept. 22, 2019 vs. Los Angeles-AL (5th inn.)
Seven At-Bats in a Game	George Springer, Sept. 8, 2019 vs. Seattle
Eight At-Bats in a Game	C. Lee, M. Loretta, T. Wigginton, July 6, 2008 at Atlanta (17 inn.)
Ten or More At-Bats in a Game	Ron Davis, April 15, 1968 vs. New York (NL) (24 inn.)
Reach Base Twice in an Inning	Aledmys Diaz, Sept. 8, 2019 vs. Seattle (3rd inn.; double, walk)

RUNS SCORED

Two Runs in an Inning	Jose Altuve, Sept. 22, 2018 vs. Los Angeles-AL (8th inn.)*
Four Runs in a Game	Yordan Alvarez, Aug. 10, 2019 at Baltimore
Five Runs in a Game	George Springer, May 12, 2019 vs. Texas

HITS

Two Hits in an Inning	Yordan Alvarez, Sept. 8, 2019 vs. Seattle (3rd inn.; two doubles)*
Five Hits in a Game	Josh Reddick, Sept. 26, 2019 at Los Angeles-AL
Six Hits in a Game	George Springer, May 7, 2018 at Oakland*
Five Consecutive Hits in a Game	George Springer (6), May 7, 2018 at Oakland*
Six Consecutive Hits in a Game	George Springer, May 7, 2018 at Oakland*
Seven Consecutive Hits, One or More Games	Jose Altuve (10), May 25-27, 2018*
Eight Consecutive Hits, One or More Games	Jose Altuve (10), May 25-27, 2018*
Hit Safely in 20 or More Consecutive Games	23, Hunter Pence, May 19-June 13, 2011

SINGLES/DOUBLES/TRIPLES

Two Singles in an Inning	Josh Reddick, July 14, 2019 at Texas (7th inn.)*
Five Singles in a Game	George Springer, June 10, 2015 at Chicago (AL)*
Two Doubles in an Inning	Yordan Alvarez, Sept. 8, 2019 vs. SEA (3rd inn.) and Cesar Cedeno, April 8, 1973 (Gm 1) at ATL (6th inn.)*
Three Doubles in a Game	Yordan Alvarez, Sept. 8, 2019 vs. Seattle
Four Doubles in a Game	Jeff Bagwell, June 14, 1996 at San Francisco*
Two Triples in an Inning	Never Accomplished
Two Triples in a Game	Jose Altuve, May 17, 2017 at Miami
Three Triples in a Game	Craig Reynolds, May 16, 1981 vs. Chicago (NL)*
Triple in Three Consecutive Games	4x, last, Luke Scott, Sept. 18-20, 2006 vs. Cincinnati*

HOME RUNS

Two Home Runs in an Inning	Jeff Bagwell, June 24, 1994 vs. Los Angeles (AL) (6th inn.)*
Two Home Runs in a Game, Each Side of Plate	Marwin Gonzalez, May 2, 2017 vs. Texas
Three Home Runs in a Game	George Springer, Sept. 22, 2019 vs. Los Angeles-AL*
Four Home Runs, Two Consecutive Games	Lance Berkman, April 16 (3) and April 17 (1), 2002 at Cincinnati*
Home Run in Four Consecutive Games	Robinson Chirinos, June 1-6, 2019
Home Run in Five Consecutive Games	Yuli Gurriel, July 2-7, 2019
Home Run in Six Consecutive Games	Morgan Ensberg, April 15-19, 2017
Leadoff Home Run	George Springer, Sept. 22, 2019 vs. Los Angeles-AL (off Jose Rodriguez)
Walkoff Home Run	Michael Brantley, Sept. 5, 2019 vs. Seattle (off Matt Wisler)
Pinch-Hit Home Run	Yordan Alvarez, Sept. 14, 2019 at Kansas City (off Gabe Speier)
Inside-the-Park Home Run	Yuli Gurriel, July 23, 2019 vs. Oakland (2nd inn. off Mike Fiers)
Multi-Homer Opening Day	Jeff Bagwell, April 1, 2003 vs. Colorado (both off Jason Jennings)
HR in First At-bat as an Astro	Rick Ankiel, March 31, 2013 vs. Texas (6th inning off Derek Lowe, as a PH)
HR in First At-bat as an Astro and 1st Career At-bat	Mark Saccomanno, Sept. 8, 2008 vs. Pittsburgh (5th inn. off Ian Snell)
HR in First At-bat as an Astro and 1st Career Plate Appearance	Mark Saccomanno, Sept. 8, 2008 vs. Pittsburgh (5th inn. off Ian Snell)
Multiple Home Run Season, as a Pitcher	Brandon Backe (2, May 3, 2008 vs. Milwaukee, Aug. 1, 2008 vs. New York (NL))

GRAND SLAMS

Pinch-Hit Grand Slam	Brian Bogusevic, Aug. 16, 2011 vs. Chicago (NL) (off Carlos Marmol, 9th inn.)
Two Grand Slams in a Game	Never Accomplished
Two Grand Slams in a Season	Altuve, Gurriel, Bregman, 2019
Three Grand Slams in a Season	George Springer, 2016, April 6 at NY, May 14 at BOS, June 24 at KC*

EXTRA BASE HITS

Two Extra Base Hits in an Inning	Yordan Alvarez, Sept. 8, 2019 vs. Seattle (3rd inn.; two doubles)*
Four Extra Base Hits in a Game	Alex Bregman, June 26, 2018 vs. Toronto (three doubles, one home run)*

RUNS BATTED IN

Four RBI in an Inning	Yordan Alvarez, Aug. 10, 2019 at Baltimore (7th inn.)*
Five RBI in a Game	Yuli Gurriel (8), Aug. 7, 2019 vs. Colorado*
Six RBI in a Game	Yuli Gurriel (8), Aug. 7, 2019 vs. Colorado*
Seven RBI in a Game	Yuli Gurriel (8), Aug. 7, 2019 vs. Colorado*
Eight RBI in a Game	Yuli Gurriel (8), Aug. 7, 2019 vs. Colorado and J.R. Towles, Sept. 20, 2007 at St. Louis*
RBI in 10 Consecutive Games	Lance Berkman, June 26-July 6, 2002 (19 RBI)*

WALKS

Two Walks in an Inning.....	Brian McCann, Aug. 4, 2017 vs. Toronto (4th inn.)*
Four Walks in a Game.....	Yordan Alvarez, Aug. 20, 2019 vs. Detroit
Six Walks in a Game.....	Jeff Bagwell, Aug. 20, 1999 at Florida (16 inn.)*
Four Consecutive Walks in a Game.....	Yordan Alvarez, Aug. 20, 2019 vs. Detroit
Five Consecutive Walks in a Game.....	Joe Ferguson, June 24, 1978 at San Diego (10 inn., 3 intentional)*
Walk in 11 Consecutive Games.....	Alex Bregman, April 20-30, 2019 (13 walks) and Joe Morgan, July 6-20, 1970 (14 walks)*
Two Intentional Walks in an Inning.....	Never Accomplished
Three Intentional Walks in a Game.....	Lance Berkman, Sept. 27, 2006 at Pittsburgh (15 inn.)*

MOST STRIKEOUTS

Two Strikeouts in an Inning.....	Carlos Correa, June 3, 2016 vs. Oakland (1st inn.)*
Four Strikeouts in a Game.....	Kyle Tucker, Sept. 26, 2019 at Los Angeles-AL
Five Strikeouts in a Game.....	Gerrit Cole, May 4, 2018 at ARI*
Strikeouts in 10 Consecutive At Bats.....	Rick Ankiel, April 2-8, 2013

SACRIFICE HITS/SACRIFICE FLIES

Three Sacrifice Hits in a Game.....	Andy Pettitte, July 15, 2006 at Florida*
Two Sacrifice Flies in a Game.....	Josh Reddick, July 28, 2017 at Detroit*

HIT BY PITCH/GROUND INTO DOUBLE PLAY

Two Hit by Pitch in an Inning.....	Never Accomplished
Three Hit by Pitch in a Game.....	Richard Hidalgo, April 19, 2000 at Los Angeles (AL)*
Two GDP in a Game.....	Jose Altuve, June 23, 2019
Three GDP in a Game.....	Miguel Tejada, Sept. 10, 2009 vs. Atlanta*

STOLEN BASES

Two Stolen Bases in an Inning.....	Kyle Tucker, Sept. 14, 2019 at Kansas City (4th inn.)
Three Stolen Bases in a Game.....	Myles Straw, June 2, 2019 at Oakland
Four Stolen Bases in a Game.....	Roger Cedeno, April 22, 2000 vs. San Diego (10 inn.)*
Steal of Home.....	Alex Bregman, Sept. 6, 2019 vs. Seattle (5h inn.)
Steal of Home by an Opponent.....	Jimmy Paredes, May 27, 2015 at Baltimore (4th inn. off Collin McHugh)
Stolen Base as a Pitcher.....	Brandon Backe, May 25, 2005 at Chicago (N.L.)

HITTING FOR THE CYCLE

Astro Hitting for the Cycle.....	Brandon Barnes, July 19, 2013 vs. Seattle
Opponent Hitting for the Cycle.....	Adrian Beltre, Aug. 3, 2015, Texas

THE LAST TIME IT HAPPENED: INDIVIDUAL PITCHING

WINS/LOSSES

Win Five or More Consecutive Decisions.....	16, Gerrit Cole, May 27-Sept. 29, 2019*
Win Eight or More Consecutive Decisions.....	16, Gerrit Cole, May 27-Sept. 29, 2019*
Win 10 or More Consecutive Decisions.....	16, Gerrit Cole, May 27-Sept. 29, 2019*
Win 16 or More Consecutive Decisions.....	16, Gerrit Cole, May 27-Sept. 29, 2019*
Lose Five or More Consecutive Decisions.....	5, Doug Fister, Aug. 28-Sept. 28, 2016
Lose Eight or More Consecutive Decisions.....	10, Brett Oberholtzer, Sept. 7 2013-May 6, 2014
Lose Ten or More Consecutive Decisions.....	10, Brett Oberholtzer, Sept. 7 2013-May 6, 2014
Lose 13 Consecutive Decisions.....	Jose Lima, April 10-July 4, 2000*

COMPLETE GAMES/SHUTOUTS

Pitch Two Consecutive Complete Games.....	Dallas Keuchel, May 25-30, 2015 (at BAL, vs. CWS)
Pitch Nine Consecutive Complete Games.....	J.R. Richard, July 29-Sept. 6, 1979 (11)*
Pitch Three Consecutive Shutouts.....	J.R. Richard, 1980 (May 31 at SF/June 6 vs. SF/June 11 vs. CHI (NL))*
Complete-Game Shutout thrown by a Rookie.....	Brett Oberholtzer, Sept. 1, 2013 vs. Seattle

SAVES/RELIEF APPEARANCES

Save Two Consecutive Games Played by the Team.....	Roberto Osuna, Sept. 18-20, 2019
Save Three Consecutive Games Played by the Team.....	Roberto Osuna, Sept. 17-20, 2019
Save Four Consecutive Games Played by the Team.....	Matt Lindstrom, April 17-21, 2010 (at CHC, vs. FLA)*
Save, 3.0 innings-or-more.....	Rogelio Armenteros, June 14, 2019 vs. Toronto (3.0 IP, 15-2 W)
Pitch in Nine Consecutive Games Played by the Team.....	Tom Dukes, July 3-12, 1968*
Saves in Three Consecutive Appearances.....	Roberto Osuna, Sept. 17-20, 2019
Saves in Six Consecutive Appearances.....	7, Roberto Osuna, Sept. 2-16, 2018
Saves in Fifteen Consecutive Appearances.....	Jose Valverde, Aug. 9-Sept. 10, 2008*

INNINGS PITCHED

Pitch Nine Innings in a Game, Starter.....	Justin Verlander, Sept. 1, 2019 at Toronto
Pitch More Than Nine Innings in a Game, Starter.....	10.0, Mark Portugal, July 11, 1991 at CHI (NL)
Pitch Five or More Innings, Reliever.....	6.0, Cy Sneed, June 27, 2019 vs. Pittsburgh

HITS ALLOWED

Complete-Game No-Hitter	Justin Verlander, Sept. 1, 2019 at Toronto, (W, 2-0)
Pitch 9.0 or More Hitless AND scoreless innings.....	11.0, Justin Verlander, Sept. 1-7, 2019
Allow 12 Hits or More in a Game	13, Dallas Keuchel, June 10, 2018 at Texas
Allow 14 Hits or More in a Game	Chris Sampson, June 18, 2007 at Los Angeles (AL)
Allow 18 Hits in a Game	Bob Forsch, Aug. 3, 1989 at Cincinnati*

RUNS ALLOWED

Allow Nine or More Runs in a Game.....	Collin McHugh, April 21, 2019 at Texas (10R/9ER/3.1IP)
Allow 10 or More Runs in a Game	Collin McHugh, April 21, 2019 at Texas (10R/9ER/3.1IP)
Allow 12 Runs in a Game	Wade Miller, Aug. 23, 2000 vs. Chicago (NL) (8ER/4.2 inn.)*
Pitch 20 or More Consecutive Scoreless Innings, Starter.....	22.0, Lance McCullers Jr., May 6-23, 2017
Pitch 30 or More Consecutive Scoreless Innings, Starter.....	32.1, Roy Oswalt, Aug. 27, 2008 (2nd inn.)-Sept. 11, 2008*
Pitch 20 or More Consecutive Scoreless Innings, Reliever	39.0, Ryan Pressly, Aug. 15 2018-May 20, 2019

HOME RUNS ALLOWED

Allow Three Home Runs in an Inning.....	Joe Biagini, Sept. 10, 2019 vs. Oakland (4th inn.)*
Allow Four Home Runs in an Inning.....	Collin McHugh, Aug. 19, 2016 at Baltimore (1st inn.)*
Allow Two Consecutive Home Runs in an Inning.....	Joe Biagini, Aug. 22, 2019 vs. Detroit (9th inn.)
Allow Three Consecutive Home Runs in an Inning	Collin McHugh, Aug. 19, 2016 at Baltimore (1st inn.)*
Allow Three Home Runs in a Game.....	Joe Biagini, Sept. 10, 2019 vs. Oakland
Allow Four Home Runs in a Game.....	Aaron Sanchez, Aug. 15, 2019 at Oakland
Allow Five Home Runs in a Game	Jose Lima, April 27, 2000 vs. Chicago (NL)*
Allow Leadoff Home Run.....	Wade Miley, Sept. 21, 2019 vs. Los Angeles (AL) (to David Fletcher)
Allow Walkoff Home Run.....	Roberto Osuna, Aug. 11, 2019 at Detroit (to Rio Ruiz)
Allow Pinch-Hit Home Run	Joe Biagini, Aug. 22, 2019 vs. Detroit Tigers (8th inning to John Hicks)
Allow Inside-the-Park Home Run	Justin Verlander, July 28, 2018 vs. Texas (5th inn. to Rougned Odor)
Allow Home Run to a Pitcher	Armando Galarraga, Aug. 8, 2012 vs. Washington (2nd inning to Gio Gonzalez)

GRAND SLAMS ALLOWED

Allow Grand Slam in a Game.....	Ryan Pressly, Aug. 14, 2019 at Chicago (AL) (8th inn. to James McCann)
Allow Two Grand Slams in a Game	Brandon Backe, Aug. 16, 2008 vs. Arizona (1st inn. to Miguel Montero, 6th inn. to Chris Young)
Allow Pinch-Hit Grand Slam	Hector Rondón, Sept. 17, 2018 vs. Seattle (8th inn. to Daniel Vogelbach)

WALKS ALLOWED

Allow Eight or More Walks in a Game	8, Jonathan Johnson, June 13, 2003 at Boston
Allow 11 Walks in a Game.....	11, J.R. Richard, May 4, 1975 (Gm 2) at San Francisco*
No Walks Allowed, 25 or More Consecutive Innings.....	28.0, Zack Greinke, Sept. 3-25, 2019
No Walks Allowed, 38 Consecutive Innings	Robin Roberts, Aug. 31-Oct. 1, 1965*

STRIKEOUTS

Strike out Three Batters in an Inning on Nine Pitches.....	Will Harris, Sept. 27, 2019 at Los Angeles (AL) (8th inn.)*
Strike out Four Batters in an Inning	Ken Giles, Aug. 7, 2016 vs. Texas (9th inn.)*
Strike out 12 or More Batters in a Game	12, Justin Verlander, Sept. 28, 2019 at Los Angeles (AL)
Strike out 15 or More Batters in a Game	15, Gerrit Cole, Sept. 8, 2019 vs. Seattle
Strike out 18 Batters in a Game	Don Wilson, July 14, 1968 (Gm 2) at Cincinnati*
Strike out Six or More Batters in a Game, Reliever	7, Cy Sneed, July 11, 2019 at Texas
Strike out Eight Consecutive Batters in a Game.....	Jim Deshaies, Sept. 23, 1986 vs. Los Angeles*
Strike out 10 or More in Consecutive Starts	9, Gerrit Cole, Aug. 7-Sept. 29, 2019

HIT BATTERS/WILD PITCHES

Hit Three Batters in an Inning	C.J. Nitkowski, Aug. 3, 1998 at Florida (8th inn.-consecutive)*
Hit Three Batters in a Game	Framber Valdez, Aug. 21, 2018 at Seattle
Hit Four Batters in a Game	Charlie Morton, June 9, 2018 at Texas*
Throw Three Wild Pitches in an Inning	Joe Niekro, Aug. 2, 1985 vs. San Diego (6th inn.)*
Throw Six Wild Pitches in a Game.....	J.R. Richard, April 10, 1979 vs. Los Angeles*

LAST TIME IT HAPPENED: TEAM BATTING

RUNS SCORED

Score Seven or More Runs in an Inning.....	9, Sept. 8, 2019 vs. Seattle (3rd inn.)
Score Eight or More Runs in an Inning	9, Sept. 8, 2019 vs. Seattle (3rd inn.)
Score 10 or More Runs in an Inning.....	11, May 29, 2017 at Minnesota (8th inn.)
Score 12 Runs in an Inning.....	May 31, 1975 at Philadelphia (8th inn.)*
Score 20 or More Runs in a Game.....	21, Oct. 2, 2015 at Arizona*
Shut out in Two Consecutive Games.....	May 1-2, 2018 (two 4-0 losses vs. New York-AL)
Shut out in Four Consecutive Games.....	Sept. 9-11 (Gm 2), 1966 (Lost 0-7, 0-1, 0-4, and 0-1 at Los Angeles)*

HITS

Six or More Hits in an Inning.....	6, Sept. 22, 2019 vs. Los Angeles-AL (5th inn.)
Eight or More Hits in an Inning.....	8, Sept. 8, 2019 vs. Seattle (3rd inn.)
Ten Hits in an Inning.....	May 31, 1975 at Philadelphia (8th inn.)*
Eight Consecutive Hits in an Inning.....	June 2, 1966 at Cincinnati (12th inn.)*
Nineteen or More Hits in a Game.....	22, Sept. 8, 2019 vs. Seattle
Twenty or More Hits in a Game.....	22, Sept. 8, 2019 vs. Seattle
Twenty-Five Hits in a Game.....	2x, Aug. 10, 2019 at Baltimore and July 2, 1976 (Gm 1) at Cincinnati (14 inn.)*
No Hits in a Game.....	June 13, 2012 at San Francisco, (L, 0-10) —By Matt Cain (9.0)
One Hit in a Game.....	Sept. 30, 2018 at Baltimore, (L, 0-4) — By Chris Archer (9.0)

DOUBLES/TRIPLES

Five or More Doubles in a Game.....	5, Sept. 29, 2019 at Los Angeles-AL
Eight or More Doubles in a Game.....	11, Sept. 8, 2019 vs. Seattle
Eleven Doubles in a Game.....	Sept. 8, 2019 vs. Seattle*
Two Triples in a Game.....	May 14, 2019 at Detroit
Three Triples in a Game.....	Aug. 23, 2013 vs. Toronto*

HOME RUNS

Two Consecutive Home Runs in an Inning.....	Sept. 17, 2019 vs. Texas (6th inn.) — By Bregman, Alvarez (off Lance Lynn)
Three Consecutive Home Runs in an Inning.....	July 19, 2019 vs. Texas (3rd inn.)* — By Altuve, Bregman, Alvarez (off Mike Minor)
Four Home Runs in an Inning.....	Sept. 8, 2004 vs. CIN (1st inn.)* -- By C. Biggio, J. Bagwell, L. Berkman, M. Lamb
Six or More Home Runs in a Game.....	7, Sept. 9, 2019 vs. Oakland*
Seven Home Runs in a Game.....	Sept. 9, 2019 vs. Oakland*
Home Runs in 10 or More Consecutive Games.....	25, Sept. 1-29, 2019 (58 total home runs)*
Home Runs in 15 or More Consecutive Games.....	25, Sept. 1-29, 2019 (58 total home runs)*
Home Runs in 25 or More Consecutive Games.....	25, Sept. 1-29, 2019 (58 total home runs)*

GRAND SLAM HOME RUNS

Two Grand Slams in an Inning.....	July 30, 1969 at New York (9th inn.)—By Denis Menke and Jimmy Wynn*
Two Grand Slams in a Game.....	3x, last, April 12, 2019 at Seattle —By Jose Altuve and Yuli Gurriel*

EXTRA BASE HITS

Ten or More Extra Base Hits in a Game.....	13, Sept. 10, 2019 vs. Seattle (11 2B, 2 HR)*
Thirteen or More Extra Base Hits in a Game.....	13, Sept. 10, 2019 vs. Seattle (11 2B, 2 HR)*

WALKS/INTENTIONAL WALKS

Ten or More Walks in a Game.....	10, Aug. 20, 2019 vs. Tampa Bay
Twelve or More Walks in a Game.....	12, May 11, 2016 vs. Cleveland
Fifteen or More Walks in a Game.....	17, Aug. 20, 1999 at Florida (16 inn.)*
Seventeen Walks in a Game.....	Aug. 20, 1999 at Florida (16 inn.)*
Seven Intentional Walks in a Game.....	July 15, 1984 vs. Philadelphia (16 inn.)*

STRIKEOUTS

Seventeen or More Strikeouts in a Game.....	18, May 27, 2018 at Cleveland
Twenty Strikeouts in a Game.....	May 6, 1998 at Chicago (NL)*
Twenty or More Strikeouts in a Game (Extra Innings).....	21, Aug. 20, 1999 at Florida (16 inn.)*

SACRIFICE HITS/SACRIFICE FLIES

Three Sacrifice Hits in an Inning.....	June 26, 2005 vs. Texas (10 innings) (7th inn.)*
Four Sacrifice Hits in a Game.....	July 7, 2007 vs. New York Mets (17 inn.)*
Two Sacrifice Flies in an Inning.....	May 8, 2019 vs. Kansas City (3rd inn.)*
Four Sacrifice Flies in a Game.....	May 3, 2009 at Atlanta

HIT BY PITCH/GROUNDED INTO DOUBLE PLAY

Three Hit by Pitches in an Inning.....	Aug. 13, 2008 vs. San Francisco (6th inn.)*
Five Hit by Pitches in a Game.....	April 19, 2000 at Los Angeles (NL)*
Five GIDP in a Game.....	6, Aug. 21, 2018 at Seattle*

STOLEN BASES/CAUGHT STEALING

Steal Five Bases or More in a Game.....	5, April 15, 2017 at Oakland
Steal Eight Bases in a Game.....	May 23, 1990 vs. Pittsburgh*
Caught Stealing Two Times in an Inning.....	multiple times, last, Aug. 23, 2019 vs. Los Angeles-AL (6th inn.)
Caught Stealing Three Times in a Game.....	April 10, 2016 at MIL
Caught Stealing Four Times in a Game.....	Aug. 11, 2011 at Arizona

LAST TIME IT HAPPENED: TEAM PITCHING

COMPLETE GAMES/SHUTOUTS

Two Consecutive Complete Games.....	Aug. 3-4, 2001 (Shane Reynolds vs. Montreal, Roy Oswalt vs. Montreal)
Six Consecutive Complete Games.....	Aug. 27-Sept. 1, 1976*
Two Consecutive Shutouts.....	2, Sept. 24-25, 2019 (3-0 at Seattle, 3-0 at Seattle)
Three Consecutive Shutouts.....	3, Sept. 30-Oct. 2, 2012 (7-0 at Milwaukee, 3-0 and 3-0 at Chicago N.L.)

SAVES

Three or More Consecutive Games with a Save.....	3, Sept. 17-20, 2019
Four or More Consecutive Games with a Save.....	6, April 8-14, 2019
Six Consecutive Games with a Save.....	2x, April 8-14, 2019 and April 12-18, 1976 (vs. SF, vs. SD)*

HITS ALLOWED

Allow 15 or More Hits in a Game.....	25, Sept. 10, 2019 vs. Oakland
Allow 18 or More Hits in a Game.....	25, Sept. 10, 2019 vs. Oakland
Allow 20 or More Hits in a Game.....	25, Sept. 10, 2019 vs. Oakland
Allow 25 or More Hits in a Game.....	25, Sept. 10, 2019 vs. Oakland
Allow 26 Hits in a Game.....	Aug. 3, 1989 at Cincinnati*
Allow No Hits in a Game.....	Sept. 1, 2019 at Toronto (W, 2-0) -- by Justin Verlander

RUNS ALLOWED

Allow Five or More Runs in an Inning.....	6, Sept. 10, 2019 vs. Oakland (4th inn.)
Allow Seven or More Runs in an Inning.....	7, Sept. 10, 2019 vs. Oakland (1st inn.)
Allow 11 Runs in an Inning.....	Aug. 19, 2013 at Texas (3rd inn.)
Allow 14 Runs in an Inning.....	Aug. 3, 1989 at Cincinnati (1st inn.)*
Allow 14 or More Runs in a Game.....	21, Sept. 10, 2019 vs. Oakland (L, 7-21)
Allow 15 or More Runs in a Game.....	21, Sept. 10, 2019 vs. Oakland (L, 7-21)
Allow 18 or More Runs in a Game.....	21, Sept. 10, 2019 vs. Oakland (L, 7-21)
Allow 20 or More Runs in a Game.....	21, Sept. 10, 2019 vs. Oakland (L, 7-21)
Allow 22 Runs in a Game.....	June 3, 1987 at Chicago (L, 7-22)*

HOME RUNS ALLOWED/GRAND SLAM HOME RUNS ALLOWED

Allow a Walk-Off Home Run.....	Aug. 11, 2019 at Baltimore (Rio Ruiz)
Allow Two Consecutive Home Runs.....	Aug. 22, 2019 vs. Detroit (John Hicks, Niko Goodrum) (9th inning)
Allow Three Consecutive Home Runs.....	Aug. 19, 2016 at Baltimore (Manny Machado, Chris Davis and Mark Trumbo)
Allow Five or more Home Runs in a Game.....	6, Sept. 10, 2019 vs. Oakland
Allow Six Home Runs in a Game.....	Sept. 10, 2019 vs. Oakland
Allow Eight Home Runs in a Game.....	May 21, 2005 at Texas*
Allow Two Grand Slams in a Game.....	2x, May 7, 2019 vs. Kansas City and August 16, 2008 vs. Arizona*

WALKS ALLOWED

Allow 10 or More Walks in a Game.....	13, Sept. 9, 2017 at Oakland (Game 1)
Allow 13 Walks in a Game.....	Sept. 9, 2017 at Oakland (Game 1)*
Allow 13 Walks in a Nine-Inning Game.....	Sept. 9, 2017 at Oakland (Game 1)*

STRIKEOUTS

Strike out Four Batters in an Inning.....	Aug. 7, 2016 vs. Texas (9th inn.)*
Strike out 12 or More Batters in a Game.....	15, Sept. 29, 2019 at Los Angeles (AL)
Strike out 14 or More Batters in a Game.....	15, Sept. 29, 2019 at Los Angeles (AL)
Strike out 15 or More Batters in a Game.....	15, Sept. 29, 2019 at Los Angeles (AL)
Strike out 18 or More Batters in a Game.....	18, Sept. 24, 2019 at Seattle
Strike out 24 Batters in a Game.....	June 12, 2019 vs. Milwaukee

HIT BATTERS

Hit Three Batters in an Inning.....	3, August 3, 1998 at Florida (8th inn.)*
Hit Four Batters in a Game.....	April 12, 1996 at Texas*

LAST TIME IT HAPPENED: PITCHERS BATTING

HOME RUNS

Home Run, Home.....	J.A. Happ, May 29, 2011 vs. Arizona (5th inn. off Josh Collmenter)
Home Run, Road.....	Jordan Lyles, Sept. 30, 2012 at Milwaukee (5th inn. off Mike Fiers)
Inside-the-Park Home Run.....	Butch Henry, May 8, 1992 at Pittsburgh (2nd inn. off Doug Drabek)

STOLEN BASES/CAUGHT STEALING

Last Stolen Base.....	Brandon Backe, May 25, 2005 at Chicago (NL)
Last Caught Stealing.....	Zack Greinke, Sept. 3, 2019 vs. Milwaukee



PINCH-HITTING/PINCH-RUNNING

Last Pinch-Hit Appearance	Lucas Harrell, June 22, 2013 at Chicago (NL) (9th inning)
Last Pinch-Running Appearance	Mike Fiers, April 15, 2017 at Oakland (9th inning)

LAST TIME IT HAPPENED: TEAM FIELDING

ERRORS

Four or More Errors in a Game	4, Sept. 30, 2015 at Seattle
Five Errors in a Game	5, Apr. 24, 2014 vs. Oakland
Six Errors in a Game	May 9, 1990 vs. Philadelphia
Seven Errors in a Game	July 30, 1979 vs. San Francisco*
12 or More Consecutive Errorless Games	12, April 19-May 1, 2018
14 or More Consecutive Errorless Games	14, June 5-20, 2006*

DOUBLE PLAYS/TRIPLE PLAYS

Five Double Plays in a Game	6, Aug. 19, 2017 vs. Oakland
Six Double Plays in a Game	Aug. 19, 2017 vs. Oakland
Seven Double Plays in a Game	May 4, 1969 vs. San Francisco*
Triple Play	May 23, 2015 at Detroit (5th inn.)
Grounded into by Ian Kinsler — Jonathan Villar to Jose Altuve to Chris Carter	
Triple Play vs. the Astros	May 22, 2019 vs. Chicago-AL (3rd inn.)
Grounded into by Jake Marisnick - Yoan Moncada to Yolmer Sanchez to Jose Abreu	

LAST TIME IT HAPPENED: WON-LOSS RECORDS

WINS

Ten or More Consecutive Wins	10, May 8-18, 2019
Twelve Consecutive Wins	12, June 6-18, 2018*
Seven or More Consecutive Wins, Home	8, July 24-Aug. 20, 2019
Eight or More Consecutive Wins, Home	8, July 24-Aug. 20, 2019
Ten or More Consecutive Wins, Home	18, Aug. 23-Oct. 3, 2004*
18 Consecutive Wins, Home	Aug. 23-Oct. 3, 2004*
Five or More Consecutive Wins, Road	5, Sept. 13-25, 2019
Eight or More Consecutive Wins, Road	11, June 7-28, 2018*
10 Consecutive Wins, Road	11, June 7-28, 2018*
11 Consecutive Wins, Road	11, June 7-28, 2018*

LOSSES

Five or More Consecutive Losses	5, Aug. 13-17, 2019
Eight or More Consecutive Losses	15, Sept. 14-29, 2013*
Ten or More Consecutive Losses	15, Sept. 14-29, 2013*
Twelve Consecutive Losses	15, Sept. 14-29, 2013
Five or More Consecutive Losses, Home	9, July 15-Aug. 14, 2018
Seven or More Consecutive Losses, Home	9, July 15-Aug. 14, 2018
Eleven Consecutive Losses, Home	July 23-Aug. 17, 1966*
Five or More Consecutive Losses, Road	5, Aug. 13-17, 2019
Eight or More Consecutive Losses, Road	9, April 13-28, 2013
Ten or More Consecutive Losses, Road	10, July 17-Aug. 3, 2012
Thirteen Consecutive Losses, Road	13, June 15-July 15, 2013*

TIES

Tie Game	June 30, 2005 at Cincinnati (2-2, 7 inn.-called due to rain)
----------------	--

DOUBLEHEADERS

Doubleheader—Win Both Games, Home	Sept. 2, 2017 vs. New York (NL)
Doubleheader—Win Both Games, Road	Sept. 29, 2018 at Baltimore
Doubleheader—Lose Both Games, Home	April 23, 1977 vs. San Diego
Doubleheader—Lose Both Games, Road	Sept. 9, 2017 at Oakland
Doubleheader—Split, Home	Aug. 27, 1999 vs. Florida
Doubleheader—Split, Road	Aug. 13, 2019 at Chicago (AL)
Day-Night Doubleheader	Sept. 9, 2017 at Oakland (1-1)

EXTRA-INNING GAMES

Play in Two Consecutive Extra-Inning Games	June 28-29, 2019 vs. Seattle (W, 2-1, 10 inn.; W, 6-5, 10 inn.)
Play in Three Consecutive Extra-Inning Games	July 31-Aug. 2, 2001 vs. New York (2-1)*
Win Two Consecutive Extra-Inning Games	June 28-29, 2019 vs. Seattle (W, 2-1, 10 inn.; W, 6-5, 10 inn.)
Lose Two Consecutive Extra-Inning Games	April 14-15, 2018 vs. Texas (L, 5-6, 10 inn.; L, 1-3, 10 inn.)
Lose Three Consecutive Extra-Inning Games	Sept. 27-29, 1995 (1 vs. Pittsburgh, 2 at Chicago)
Play 10-Inning Game	Sept. 2, 2019 at Milwaukee (W, 3-2)
Play 11-Inning Game	July 23, 2019 vs. Oakland (L, 3-4)
Play 12-Inning Game	Sept. 26, 2019 at Los Angeles-AL (L, 3-4)
Play 13-Inning Game	Sept. 5, 2019 vs. Seattle (W, 11-9)
Play 14-Inning Game	June 12, 2019 vs. Milwaukee (L, 3-6)
Play 15-Inning Game	Aug. 5, 2014 at Philadelphia (L, 1-2)
Play 16-Inning Game	May 11, 2016 vs. Cleveland (W, 5-3)
Play 17-Inning Game	July 6, 2008 at Atlanta (L, 6-7)
Play 18-Inning Game	Aug. 15, 2006 vs. Chicago (NL) (L, 6-8)
Play 19-Inning Game	July 7, 1985 vs. Montreal (L, 3-6)
Play 20-Inning Game	Aug. 15, 1980 at San Diego (W, 3-1)
Play 21-Inning Game	Sept. 24, 1971 (1st Gm) at San Diego (W, 2-1)
Play 22-Inning Game	June 3, 1989 vs. Los Angeles (W, 5-4)
Play 23-Inning Game	Never Accomplished
Play 24-Inning Game	April 15, 1968 vs. New York (W, 1-0)*

ONE-RUN GAMES/1-0 GAMES

Play in Three or More Consecutive One-Run Games	3, June 17-19, 2018 (0-3)
Play in Four Consecutive One-Run Games	Sept. 9-12, 2018 (3-1)
Play in Five or More Consecutive One-Run Games	Sept. 14-19, 2011 (2-3)
Play in Seven Consecutive One-Run Games	May 12-19, 1984 (2-5)*
Win Three or More Consecutive One-Run Games	Sept. 10-12, 2018
Lose Three or More Consecutive One-Run Games	June 17-19, 2018
Win 1-0 Game	June 28, 2018 at Tampa Bay
Lose 1-0 Game	April 29, 2019 at Minnesota

MARGIN OF VICTORY

Win a Game by 16 or More Runs	20, Sept. 8, 2019 vs. Seattle (W, 21-1)
Win a Game by 17 or More Runs	20, Sept. 8, 2019 vs. Seattle (W, 21-1)
Win a Game by 18 Runs	20, Sept. 8, 2019 vs. Seattle (W, 21-1)

MARGIN OF DEFEAT

Lose a Game by 10 or More Runs	14, Sept. 10, 2019 vs. Oakland (L, 7-21)
Lose a Game by 12 or More Runs	14, Sept. 10, 2019 vs. Oakland (L, 7-21)
Lose a Game by 16 Runs	Sept. 25, 2011 vs. Colorado (L, 3-19)*

COMEBACKS/BLOWN LEADS

Comeback to Win, Trailing by Five Runs or More	7, Sept. 5, 2019 vs. Seattle (Trailed 7-0 in the 2nd inn., W 11-9 in 13 inn.)
Comeback to Win, Trailing by 11 Runs	July 18, 1994 vs. St. Louis (Trailed 11-0 after 3rd inn., W 15-12)*
Blow Lead to Lose, Leading by Five Runs or More	5, May 27, 2018 at Cleveland (Led 8-3 in the 8th inn., L 9-10)
Blow Lead to Lose, Leading by Seven Runs or More	7, May 24, 2000 vs. Philadelphia (Led 7-0 in 6th inn., L 7-9)

INDIVIDUAL BATTING RECORDS - CAREER (MIN. 3,000 PA)

Most Years	20, Craig Biggio, 1988-2007
Most Games	2850, Craig Biggio, 1988-2007
Most Consecutive Games	494, Craig Biggio, August 1, 1995-August 4, 1998
Highest Batting Average	.315, Jose Altuve, 2011-2019
Highest On-Base Pct.	.410, Lance Berkman, 1999-2010
Highest Slugging Pct.	.549, Lance Berkman, 1999-2010
Most At-Bats	10876, Craig Biggio, 1988-2007
Most Runs Scored	1844, Craig Biggio, 1988-2007
Most Hits	3060, Craig Biggio, 1988-2007
Most Singles	2046, Craig Biggio, 1988-2007
Most Doubles	.668, Craig Biggio, 1988-2007
Most Triples	.80, Jose Cruz, 1975-87
Most Home Runs	.449, Jeff Bagwell, 1991-2005
Most Home Runs, Home	.234, Jeff Bagwell, 1991-2005
at Colt Stadium	.21, Bob Aspromonte, 1962-64
at Astrodome	.126, Jeff Bagwell, 1991-99
at Minute Maid Park	.151, Lance Berkman, 2000-10
Most Home Runs, Road	.215, Jeff Bagwell, 1991-2005
Most HR, Right-handed hitter	.449, Jeff Bagwell, 1991-2005
Most HR, Left-handed hitter	.138, Jose Cruz, 1975-87
Most HR, Switch-hitter	.326, Lance Berkman, 1999-10
Most Grand Slam Home Runs	7, Carlos Lee, 2007-10

Most Extra-Base Hits.....	1014, Craig Biggio, 1988-2007
Most Total Bases.....	4711, Craig Biggio, 1988-2007
Most Runs Batted In.....	1529, Jeff Bagwell, 1991-2005
Most Walks.....	1401, Jeff Bagwell, 1991-2005
Most Intentional Walks.....	155, Jeff Bagwell, 1991-2005
Most Strikeouts.....	1753, Craig Biggio, 1988-2007
Most Sacrifice Hits.....	101, Craig Biggio, 1988-2007
Most Sacrifice Flies.....	102, Jeff Bagwell, 1991-2005
Most Hit by Pitch.....	285#, Craig Biggio, 1988-2007
Most Ground into Double Play.....	221, Jeff Bagwell, 1991-2005
Most Stolen Bases.....	487, Cesar Cedeno, 1970-81
Most Caught Stealing.....	149, Cesar Cedeno, 1970-81
Most Plate Appearances.....	12504, Craig Biggio, 1988-2007
Most Times on Base.....	4505, Craig Biggio, 1988-2007
Most Times Reached on Error.....	163, Craig Biggio, 1988-07
Most Multi-Hit Games.....	841, Craig Biggio, 1988-07
Most Three-Hit Games.....	225, Craig Biggio, 1988-2007
Most Four-Hit Games.....	34, Craig Biggio, 1988-2007
Best At-Bat/Home Run Ratio.....	17.06, Lance Berkman, 1999-2010
Best At-Bat/RBI Ratio.....	5.10, Jeff Bagwell, 1991-2005
Most Steals of Third Base.....	107, Craig Biggio, 1988-2007
Most Steals of Home.....	3, Jeff Bagwell, 1991-2005 and Cesar Cedeno, 1970-81
Highest Stolen Base Percentage.....	82.5%, Michael Bourn (1935B/234ATT), 2008-11

- indicates modern MLB record

INDIVIDUAL BATTING RECORDS - SEASON

(avg. leaders based on 3.1 plate appearances times games played by team)

Most Games.....	162 (12 times), last, George Springer, 2016
Highest Batting Average.....	.368, Jeff Bagwell, 1994 (147x400)
Highest On-Base Percentage.....	.454, Jeff Bagwell, 1999
Highest Slugging Percentage.....	.750, Jeff Bagwell, 1994
Most At-Bats.....	660, Jose Altuve, 2014, and Enos Cabell, 1978
Most Runs Scored.....	152, Jeff Bagwell, 2000
Most Consecutive Games with a Run Scored.....	15, Lance Berkman, April 26-May 12, 2008, and Carlos Beltran, Aug. 23-Sept. 7, 2004
Most Hits.....	225, Jose Altuve, 2014
Most Consecutive Games with a Hit.....	30, Willy Taveras, July 27-Aug. 27, 2006
Most Consecutive Games with a Hit to Start a Season.....	16, Billy Hatcher, April 6-23, 1987
Most Consecutive AB, no Hits.....	40, Brad Ausmus, June 19-July 5, 2006
Most Consecutive Plate Appearances, Reaching Base.....	13, Bill Spiers, June 3-11, 1997 (nine walks, three singles, one hit by pitch)
Most Singles.....	168, Jose Altuve, 2014
Most Doubles.....	56, Craig Biggio, 1999
Most Triples.....	14, Roger Metzger, 1973
Most Home Runs.....	47, Jeff Bagwell, 2000
Most Home Runs, Home.....	28, Jeff Bagwell, 2000
at Colt Stadium.....	12, Roman Mejias, 1962
at Astrodome.....	23, Jeff Bagwell, 1994
at Minute Maid Park.....	28, Jeff Bagwell, 2000
Most Home Runs, Road.....	30, Jeff Bagwell, 1999
Most HR, Right-handed hitter.....	47, Jeff Bagwell, 2000
Most HR, Left-handed hitter.....	27, Yordan Alvarez, 2019
Most HR, Switch-hitter.....	45, Lance Berkman, 2006
Most HR, By Position	
Catcher.....	19, Evan Gattis, 2016
First Base.....	47, Jeff Bagwell, 2000
Second Base.....	31, Jose Altuve, 2019
Shortstop.....	24, Carlos Correa, 2017
Third Base.....	36, Morgan Ensberg, 2005
Left Field.....	37, Moises Alou, 1998
Center Field.....	44, Richard Hidalgo, 2000
Right Field.....	28, Richard Hidalgo, 2003
Pitcher.....	3, Dave Giusti, 1967
Designated Hitter.....	34, Chris Carter, 2014
Most Home Runs, Month.....	13, Jeff Bagwell, June 1994
Most Home Runs, vs. One Club.....	9, (4x), last, George Springer, 2019 vs. Los Angeles-AL
Most Grand Slam Home Runs.....	3, George Springer, 2016 (April 6 at NY; May 14 at BOS; June 24 at KC)
Most Extra-Base Hits.....	94, Lance Berkman, 2001 (55 doubles, 5 triples, 34 home runs)
Most Total Bases.....	363, Jeff Bagwell, 2000
Most Runs Batted In.....	136, Lance Berkman, 2006
Most Runs Batted In, by Position	
Catcher.....	68, John Bateman, 1966
First Base.....	133, Jeff Bagwell, 1997

Second Base.....	106, Jeff Kent, 2004
Shortstop.....	93, Carlos Correa, 2016
Third Base.....	101, Morgan Ensberg, 2005
Left Field.....	121, Moises Alou, 1998
Center Field.....	107, Jimmy Wynn, 1967
Right Field.....	111, Derek Bell, 1996
Pitcher.....	14, Shane Reynolds, 1999
Designated Hitter.....	79, Evan Gattis, 2015
Most Walks.....	149, Jeff Bagwell, 1999
Fewest Walks.....	17, Lee May, 1974 (min. 150 games)
Most Intentional Walks.....	27, Jeff Bagwell, 1997
Most Strikeouts.....	212, Chris Carter, 2013
Fewest Strikeouts.....	21, Tommy Helms, 1973 (min. 3.1 plate app. per games played by the team)
Most Sacrifice Hits.....	34, Craig Reynolds, 1979
Most Sacrifice Flies.....	13, Ray Knight, 1982; Jeff Bagwell, 1992; Carlos Lee, 2007
Most Hit by Pitch.....	34, Craig Biggio, 1997
Most Ground into Double Play.....	32, Miguel Tejada, 2008
Fewest Ground into Double Play.....	0, Craig Biggio, 1997 (619 at-bats)
Most Stolen Bases.....	65, Gerald Young, 1988
Most Times Stealing Home.....	2, Adam Everett, 2005, Cesar Cedeno, 1977
Most Caught Stealing.....	27, Gerald Young, 1988
Most Plate Appearances.....	749, Craig Biggio, 1999
Highest Stolen Base Percentage.....	1,000, Carlos Beltran, 2004 (28/28)
Most Times on Base.....	331, Jeff Bagwell, 1999
Most Steals of Third Base.....	14, Craig Biggio, 1997
Most Times Reached on Error.....	15, Craig Biggio, 2003
Most Multi-Hit Games.....	69, Jose Altuve, 2014
Most Three-Hit Games.....	24, Jose Altuve, 2014
Most Four-Hit Games.....	8, Jose Altuve, 2016
Most Times Picked Off.....	7, Billy Hatcher, 1987

INDIVIDUAL BATTING RECORDS - GAME

Most At Bats (9 innings).....	7 (3x), George Springer, Sept. 8, 2019 vs. Seattle George Springer, Oct. 2, 2015 at Arizona Julio Gotay, June 7, 1967 at St. Louis
Most At-Bats, (extra innings).....	10, Ron Davis, April 15, 1968 vs. New York Mets (24 innings)
Most Runs Scored.....	5 (7x), last, George Springer, May 12, 2019 vs. Texas
Most Hits (9 innings).....	6, George Springer, May 7, 2018 at Oakland
Most Hits (extra innings).....	6, Joe Morgan, July 8, 1965 at Milwaukee (12 innings)
Most Consecutive Hits (9 innings).....	6, George Springer, May 7, 2018 at Oakland
Most Consecutive Hits (extra innings).....	6, Joe Morgan, July 8, 1965 at Milwaukee (12 innings, ties NL record)
Most Consecutive Hits, one or more Games.....	10, Jose Altuve, May 25-27, 2018
Most Singles.....	5 (12x), last, George Springer, June 10 at Chicago (AL)
Most Doubles.....	4, Jeff Bagwell, June 14, 1996 at San Francisco (ties Major League record)
Most Triples.....	3, Craig Reynolds, May 16, 1981 vs. Chicago Cubs
Most Home Runs.....	3 (14x), last, George Springer, Sept. 22, 2019 vs. Los Angeles-AL (Rodriguez 2, Suarez)
Most Home Runs, Two Consecutive Games.....	4 (7x), Jimmy Wynn, June 15, 1967 vs. San Francisco (3) and June 16, 1967 vs. Atlanta (1) Doug Rader, July 20-21, 1970 vs. New York Mets (2 and 2) Glenn Davis, June 1-2, 1990 at San Francisco (3 and 1) Moises Alou, Aug. 13 at Philadelphia (2) and Aug. 14, 2000 vs. Pittsburgh (2) Richard Hidalgo, Sept. 9-10, 2000 at Chicago Cubs (2 and 2) Vinnny Castilla, July 27-28, 2001 at Pittsburgh (1 and 3) Lance Berkman, April 16-17, 2002 at Cincinnati (3 and 1)
Most Consecutive Games, Home Run.....	6, Morgan Ensberg, April 15-21, 2006 (7 HR)
Most Grand Slams.....	1, accomplished many times
Most Extra-Base Hits.....	4 (4x), last, Alex Bregman, June 26, 2018 vs. Toronto (three doubles, one home run)
Most Total Bases.....	13 (3x), last, Morgan Ensberg, May 15, 2005 vs. San Francisco (three home runs, one single)
Most Runs Batted In.....	8 (2x), Yuli Gurriel, Aug. 7, 2019 vs. Colorado and J.R. Towles, Sept. 20, 2007 at St. Louis
Most Consecutive Games, RBI.....	10, Lance Berkman, June 27-July 6, 2002 (19 RBI)
Most Walks (9 innings).....	4 (22x), last, Yordan Alvarez, Aug. 20, 2019 vs. Detroit
Most Walks (extra innings).....	6, Jeff Bagwell, Aug. 20, 1999 at Florida (16 inn.)
Most Consecutive Walks (9 innings).....	4 (9x), last, Yordan Alvarez, Aug. 20, 2019 vs. Detroit
Most Consecutive Walks (extra innings).....	5 (twice), Joe Morgan, June 2, 1966 at Cincinnati (12 inn., none intentional); Joe Ferguson, June 24, 1978 at San Diego (10 inn., three intentional)
Most Consecutive Games, Walk.....	11 (3x), last, Alex Bregman, April 20-30, 2019 (13 walks)
Most Intentional Walks.....	3 (9x), last, Lance Berkman, Sept. 27, 2006 at Pittsburgh
Most Consec. Walks, one or more Games.....	6, Bill Spiers, June 3-5, 1997 (four intentional)
Most Strikeouts.....	5 (5x), last, Gerrit Cole, May 4, 2018 at ARI
Most Consecutive Games, no Strikeouts.....	40, Nellie Fox, August 12, 1964-June 9, 1965
Most Sacrifice Hits (9 innings).....	3 (5x), last, Andy Pettitte, July 15, 2006 at Florida
Most Sacrifice Hits (extra innings).....	3, Johnny Temple, May 24, 1963 at Chicago Cubs (12 inn.)

Most Sacrifice Flies.....	2 (several times), last, Josh Reddick, July 28, 2017 at Detroit
Most Hit by Pitch.....	3 (twice), Glenn Davis, April 9, 1990 vs. Cincinnati; Richard Hidalgo, April 19, 2000 at Los Angeles Dodgers
Most Ground into Double Play.....	3, Miguel Tejada, Sept. 10, 2009 vs. Atlanta
Most Stolen Bases (9 innings).....	4 (5x), last, Craig Biggio, Sept. 16, 1995 at Montreal
Most Stolen Bases (extra innings).....	4 (2x), Roger Cedeño, April 22, 2000 vs. San Diego (10 inn.) Brian Hunter, Sept. 28, 1995 at Chicago Cubs (11 innings)

INDIVIDUAL BATTING RECORDS - INNING

Most At-Bats.....	2 (several times), last, accomplished many times
Most Runs Scored.....	2 (several times), last, Jose Altuve, Sept. 22, 2018 vs. Los Angeles-AL (8th inn.)
Most Hits.....	2 (several times), last, Yordan Alvarez, Sept. 8, 2019 vs. Seattle (3rd inn.)
Most Singles.....	2 (several times), last, Josh Reddick, July 14, 2019 at Texas (7th inn.)
Most Doubles.....	2 (2x), Yordan Alvarez, Sept. 8, 2019 vs. Seattle (3rd inn.) and Cesar Cedeño, April 8, 1973 (Gm 1) at Atlanta (6th inn.)
Most Triples.....	1, accomplished many times
Most Home Runs.....	2 (twice), Jeff Bagwell, June 24, 1994 vs. Los Angeles Dodgers (6th inn., R. Martinez, Seanez) Lee May, April 29, 1974 vs. Chicago Cubs (6th inn., Hooton, Kremmel)
Most Extra-Base Hits.....	2 (several times), last, Yordan Alvarez, Sept. 8, 2019 vs. Seattle (3rd inn., double, double)
Most Total Bases.....	8 (twice), Jeff Bagwell, June 24, 1994 vs. Los Angeles (6th inn., two home runs) Lee May, April 29, 1974 vs. Chicago Cubs (6th inn., two home runs)
Most Runs Batted In.....	4, accomplished many times
Most Walks.....	2 (several times), last, Brian McCann, Aug. 4, 2017 vs. Toronto (4th inn.)
Most Intentional Walks.....	1 (several times)
Most Strikeouts.....	2 (3x), last, Carlos Correa, June 3, 2016 vs. Oakland (1st inn.)
Most Sacrifice Hits.....	1 (several times)
Most Sacrifice Flies.....	1 (several times)
Most Hit by Pitch.....	1 (several times)
Most Stolen Bases.....	2 (several times), last, Kyle Tucker, Sept. 14, 2019 at Kansas City (4th inn.)

INDIVIDUAL PITCHING RECORDS - CAREER

Most Seasons.....	13, Larry Dierker, 1964-76
Most Games.....	563, Dave Smith, 1980-90
Most Starts.....	320, Larry Dierker, 1964-76
Most Complete Games.....	106, Larry Dierker, 1964-76
Lowest Earned Run Average.....	3.13, Nolan Ryan, 1980-88 (min. 1500 innings)
Most Wins.....	144, Joe Niekro, 1975-85
Most Losses.....	117, Larry Dierker, 1964-76
Most Saves.....	225, Billy Wagner, 1996-2003
Highest Winning Percentage.....	.636 (143-82), Roy Oswalt, 2001-10 (min. 140 decisions)
Most Shutouts.....	25, Larry Dierker, 1964-76
Most Innings Pitched.....	2294.1, Larry Dierker, 1964-76
Most Hits Allowed.....	2090, Larry Dierker, 1964-76
Most Runs Allowed.....	934, Joe Niekro, 1975-85
Most Earned Runs Allowed.....	837, Larry Dierker, 1964-76
Most Home Runs Allowed.....	177, Larry Dierker, 1964-76
Most Grand Slams Allowed.....	4, Joe Niekro, 1975-85
Most Walks Allowed.....	818, Joe Niekro, 1975-85
Most Intentional Walks Allowed.....	58, Ken Forsch, 1970-80
Most Strikeouts.....	1866, Nolan Ryan, 1980-88
Most Hit Batters.....	72, Darryl Kile, 1991-97
Most Wild Pitches.....	128, Joe Niekro, 1975-85
Most Balks.....	27, Jim Deshaies, 1985-91

INDIVIDUAL PITCHING RECORDS - SEASON

Most Games.....	83, Octavio Dotel, 2002
Most Consecutive Games (reliever).....	9, Tom Dukes, July 3-12, 1968
Most Starts.....	40, Jerry Reuss, 1973
Most Complete Games.....	20, Larry Dierker, 1969
Consecutive Complete Games.....	9, J.R. Richard, July 29-Sept. 6, 1979
Lowest Earned Run Average.....	1.69, Nolan Ryan, 1981 (min. one IP per games played by team)
Highest Winning Pct.....	.867, Brad Peacock, 2017 (13-2), min. .09 decisions/team game
Most Wins.....	22, Mike Hampton, 1999
Most Consecutive Wins.....	16, Gerrit Cole, May 27-Sept. 29, 2019 Most Wins over One Team
5 (6x), Justin Verlander, 2019 vs. Texas (5-0)	

Wade Miller, 2001 vs. Milwaukee (5-0)
Shane Reynolds, 2001 vs. Chicago Cubs (5-0)
Mike Scott, 1989 vs. Los Angeles Dodgers (5-2)
Jim Golden, 1962 vs. New York Mets (5-0)
Joe Niekro, 1979 vs. San Diego (5-0)

Most Wins over Different Teams.....	18, Mike Hampton, 1999 (MLB record)
Most Losses.....	20, Turk Farrell, 1962

Most Consecutive Losses.....	13, Jose Lima, April 10-July 4, 2000
Most Losses to Same Team.....	6, Dave Giusti, 1968 vs. Atlanta (0-6)
Most Saves.....	44 (2x), Jose Valverde, 2008 Billy Wagner, 2003
Most Shutouts.....	6, Dave A. Roberts, 1973
Most Consecutive Shutouts.....	3, J.R. Richard, 1980 (May 31 at SF, June 6 vs. SF, June 11 vs. Chicago Cubs)
Most 1-0 Shutout Wins.....	3 (3x), Bob Bruce, 1964; J.R. Richard, 1976; and Bob Knepper, 1981
Most Shutouts over Same Team.....	2 (21x), last, Jim Deshaies, 1989 vs. Cincinnati
Most Shutout Losses.....	8, Bob Bruce, 1965
Most Innings Pitched (Starter).....	301.1, Larry Dierker, 1969
Most Innings Pitched (Reliever).....	122.0, Danny Darwin, 1989
Consecutive Innings, No Relief.....	86, J.R. Richard, July 29-Sept. 11, 1979
Most Batters Faced.....	1218, J.R. Richard, 1976
Most Hits Allowed.....	271, Jerry Reuss, 1973
Most Consecutive Hitless Innings.....	16, Mike Scott, Sept. 20-Oct. 2, 1986
Most Consecutive Scoreless Innings.....	32.1, Roy Oswalt, Aug. 27th (2nd inning)-Sept. 11, 2008
Most Runs Allowed.....	152, Jose Lima, 2000
Most Earned Runs Allowed.....	145, Jose Lima, 2000
Most Home Runs Allowed.....	48, Jose Lima, 2000 (NL record)
Most Grand Slams Allowed.....	3, Brandon Backe, 2008 and Julio Solano, 1987
Most Walks Allowed.....	151, J.R. Richard, 1976
Most Consecutive Innings, No Walks.....	38.0, Robin Roberts, Aug. 31-Oct. 1, 1965
Most Intentional Walks Allowed.....	17, Todd Jones, 1995
Most Sacrifice Flies Allowed.....	13 (2x), Jim Deshaies, 1988 and Mark Lemongello, 1978
Most Sacrifice Hits Allowed.....	22, Bob Knepper, 1986
Most Strikeouts, Right-handed Starter.....	326, Gerrit Cole, 2019
Most Strikeouts, Left-handed Starter.....	216, Dallas Keuchel, 2015
Most 10-Plus Strikeout Games.....	21, Gerrit Cole, 2019
Most Hit Batters.....	16 (3x), Jack Billingham (1971), Darryl Kile (1996) and Charlie Morton (2018)
Most Wild Pitches.....	21, Joe Niekro, 1985
Most Balks.....	7 (2x), Jim Deshaies, 1986 and Nolan Ryan, 1988
Most Stolen Bases Against.....	53, Mike Scott, 1990
Most Quality Starts.....	32, Mike Scott, 1986
Most Pickoffs.....	9, Greg Swindell, 1994 and 1995, and Jim Deshaies, 1991
Best Strikeout-to-Walk Ratio.....	7.14, Justin Verlander, 2019
Most Opponent Ground Into Double Play.....	38, Mike Hampton, 1999

INDIVIDUAL PITCHING RECORDS - GAME

Most Hits Allowed in Shutout (9 innings).....	10 (2x), Joaquin Andujar, June 26, 1976 vs. Cincinnati Ken Forsch, Sept. 29, 1971 at Los Angeles Dodgers
Most Hits Allowed in Shutout (extra innings).....	8, J.R. Richard, July 6, 1976 vs. New York Mets (10 inn.)
Fewest Hits Allowed in Shutout (9 innings).....	0 (8x), last, Justin Verlander, Sept. 1, 2019 at Toronto
Fewest Hits Allowed in Shutout (extra innings).....	4, Don Wilson, Aug. 3, 1973 (Game 1) at Cincinnati (10 inn.)
Most Strikeouts in Shutout.....	16 (2x), last, Gerrit Cole, May 4, 2018 at Arizona
Most Walks Allowed in Shutout (9 innings).....	7 (3x), last, Bob Knepper, April 26, 1983 at Montreal
Most Walks Allowed in Shutout (extra innings).....	10, J.R. Richard, July 6, 1976 vs. New York Mets (10 inn.) (ties MLB record)
Fewest Walks Allowed in Shutout (9 innings).....	0 (several times), last, Dallas Keuchel, May 30, 2015 vs. Chicago (AL)
Fewest Walks Allowed in Shutout (extra innings).....	1, Bo McLaughlin, July 25, 1976 vs. San Francisco (10 inn.)
Most Innings Pitched.....	13 (2x), Don Wilson, Sept. 7, 1972 at San Francisco (Complete-game victory) Ken Forsch, Sept. 24, 1971 at San Diego (Game 1, no-decision, 21 inn.)
Most Hits Allowed.....	18, Bob Forsch, Aug. 3, 1989 at Cincinnati
Most Consecutive Hits Allowed.....	9, Bob Forsch, August 3, 1989 at Cincinnati (1st inning)
Most Runs Allowed.....	12 (2x), Wade Miller, Aug. 23, 2000 vs. Chicago Cubs (8ER/4.2IP); Jose Lima, April 27, 2000 vs. Chicago Cubs (12ER/5IP)
Most Earned Runs Allowed.....	12, Jose Lima, April 27, 2000 vs. Chicago Cubs (12ER/5IP)
Most Home Runs Allowed.....	5, Jose Lima, April 27, 2000 vs. Chicago Cubs
Most Grand Slams Allowed.....	2, Brandon Backe, Aug. 16, 2008 vs. Arizona (Miguel Montero, Chris Young)
Most Walks Allowed.....	11, J.R. Richard, May 4, 1975 at San Francisco (Game 2)
Most Strikeouts.....	18, Don Wilson, July 14, 1968 at Cincinnati (Game 2)
Most Consecutive Strikeouts.....	8 (twice), Don Wilson, July 14, 1968 (Game 2) at Cincinnati; Jim Deshaies, Sept. 23, 1986 at Los Angeles
Most Hit Batters.....	4 (2x), last, Charlie Morton, June 9, 2018 at Texas (Ties modern MLB record)
Most Wild Pitches.....	6, J.R. Richard, April 10, 1979 vs. Los Angeles (Ties MLB record)

INDIVIDUAL PITCHING RECORDS - INNING

Most Home Runs Allowed.....	4 (2x), Collin McHugh, Aug. 19, 2016 at BAL (1st inn.), Jose Lima, April 27, 2000 vs. Chicago (NL) (1st inn., ties MLB record)
Most Consecutive HR allowed.....	3 (several times), last, Henry Sosa, Sept. 11, 2011 at Washington (3rd inn.)
Most Strikeouts.....	4 (several times), last, Ken Giles, Aug. 7, 2016 vs. Texas (9th inn. Mazara, Choo, Desmond, Proffar) (ties MLB record)
Fewest Pitches for Three Strikeouts.....	9 (6x), last, Will Harris, Sept. 27, 2019 at Los Angeles (AL) (ties MLB record)
Most Hit Batters.....	3, C.J. Niekowski, Aug. 3, 1998 at Florida (8th inn., ties MLB record)
Most Wild Pitches.....	3 (4x), last, Joe Niekro, Aug. 2, 1985 vs. San Diego (6th inn.)

INDIVIDUAL RELIEF PITCHING RECORDS - CAREER

Most Games.....	562, Dave Smith, 1980-90
Most Wins.....	53, Dave Smith, 1980-90
Most Losses.....	47, Dave Smith, 1980-90
Most Innings Pitched.....	760, Dave Smith, 1980-90
Most Runs Allowed.....	251, Dave Smith, 1980-90
Most Earned Runs Allowed.....	211, Dave Smith, 1980-90
Most Hits Allowed.....	642, Dave Smith, 1980-90
Most Walks.....	258, Dave Smith, 1980-90
Most Strikeouts.....	694, Billy Wagner, 1995-2003
Most Saves.....	225, Billy Wagner, 1995-2003
Most Save Chances.....	263, Billy Wagner, 1995-2003
Highest Save Pct.....	85.6, Billy Wagner, 1995-2003
Most Games Finished.....	400, Dave Smith, 1980-90
Most Blown Saves.....	46, Dave Smith, 1980-90
Most Inherited Runners.....	302, Dave Smith, 1980-90
Most Inherited Runners Scored.....	95, Dave Smith, 1980-90
Lowest Inherited Runners Scored Pct (min 100 IR).....	20.8, Trevor Miller, 1998-2007

INDIVIDUAL RELIEF PITCHING RECORDS - SEASON

Most Games.....	83, Octavio Dotel, 2002
Most Consecutive Games (reliever).....	9, Tom Dukes, July 3-12, 1968
Most Wins.....	11 (5x), last, Doug Jones, 1992
Most Losses.....	10 (2x), last, Fernando Rodriguez, 2012
Most Innings Pitched.....	122, Danny Darwin, 1989
Most Runs Allowed.....	50, Jim Ray, 1972
Most Earned Runs Allowed.....	44 (3x), last, Brad Lidge, 2006
Most Hits Allowed.....	103, Joe Boever, 1992
Most Walks.....	52, Todd Jones, 1995
Most Strikeouts.....	157, Brad Lidge, 2004
Most Saves.....	44 (2x), last, Jose Valverde, 2008
Most Save Chances.....	51, Jose Valverde, 2008
Highest Save Pct.....	95.1, Billy Wagner, 2001
Most Games Finished.....	71, Jose Valverde, 2008
Most Blown Saves.....	9 (6x), last, Billy Wagner, 2000
Most Inherited Runners.....	70, Ken Forsch, 1974
Most Inherited Runners Scored.....	22 (2x), last, Ricky Stone, 2003
Lowest Inherited Runners Scored Pct.....	3.0, Wilton Lopez, 2010 (1IRS/33IR)
Most Inherited Runners, None Scoring.....	11, Jose Valverde, 2009

TEAM OFFENSIVE RECORDS - SEASON

Most Total Players Used.....	50 (2x), last, 2013
Fewest Total Players Used.....	32, 1972
Highest Batting Average.....	.282, 2017
Lowest Batting Average.....	.220, 1963
Most .300 Hitters.....	4, 1998 (Craig Biggio .325, Derek Bell .314, Moises Alou, .312, Jeff Bagwell .304)
Highest Slugging Percentage.....	.495, 2019
Lowest Slugging Percentage.....	.301, 1963
Most At-Bats.....	5641, 1998
Fewest At-Bats.....	3693, 1981
Most Runs Scored.....	938, 2000
Fewest Runs Scored.....	394, 1981
Most Runs Scored, Month.....	201, September/October 2000
Most Consecutive Games Scoring, Season.....	101, June 13-Oct 7, 2001
Most Consecutive Games Scoring, One or More Seasons.....	122, June 13, 2001-April 25, 2002
Most Consecutive Games, Shut Out.....	4 (2x), last, Sept. 9-11, 1966 (Lost 0-7, 0-1, 0-4, 0-1 at Los Angeles)
Most Consecutive Innings, Shut Out.....	43, September 7-13, 1966 (over six games)
Most Hits.....	1581, 2017
Fewest Hits.....	984, 1981
Most Singles.....	1097, 1984
Fewest Singles.....	702, 1994
Most Doubles.....	346, 2017
Fewest Doubles.....	160, 1981
Most Triples.....	67 (2x), last, 1984
Fewest Triples.....	16, 2013
Most Home Runs.....	288, 2019
Most Home Runs, Home.....	150, 2019
at Colt Stadium.....	44, 1962
at Astrodome.....	82, 1998
at Minute Maid Park.....	150, 2019
Most Home Runs, Road.....	138, 2019

Most Home Runs vs. One Club	43, 2019 vs. Los Angeles (AL)
Most Home Runs vs. One Club, home	26, 2019 vs. Oakland
at Colt Stadium	9 (2x), 1962 vs. Milwaukee/Atlanta and Los Angeles
at Astrodome	11, 1966 vs. Chicago Cubs
at Minute Maid Park	26, 2019 vs. Oakland
Most Home Runs vs. One Club, Road	23, 2019 at Los Angeles
Fewest Home Runs	45, 1981
Fewest Home Runs, Home	15, 1979
at Colt Stadium	25, 1963
at Astrodome	15, 1979
at Minute Maid Park	46, 2011
Fewest Home Runs, Road	29, 1981
Fewest Home Runs vs. One Club (min. 2 series)	0, 2010 vs. Atlanta Braves
Fewest Home Runs vs. One Club, home	0 (several times)
at Colt Stadium	0 (several times), 1964, last, vs. Los Angeles, New York Mets, Philadelphia, Chicago Cubs, St. Louis, Cincinnati, Pittsburgh
at Astrodome	0 (several times), last, 1998 vs. Los Angeles, Atlanta and Colorado
at Minute Maid Park	0 (several times), last, 2014 vs. Cleveland and Washington
Fewest Home Runs vs. One Club, road (min. 2 series)	0 (several times), last, 2014 at Arizona, Washington, New York Mets and Seattle
All-Time Home Runs	7465, 1962-19
All-Time Home Runs, Home	3455, 1962-19
at Colt Stadium	98, 1962-64
at Astrodome	1447, 1965-99
at Minute Maid Park	1909, 2000-19
All-Time Home Runs, Road	4010, 1962-19
Most Grand Slam Home Runs	11, 2019
Most Extra Base Hits	639, 2019 (323 doubles, 28 triples, 288 home runs)
Fewest Extra Base Hits	240, 1981 (160 doubles, 35 triples, 45 home runs)
Most Total Bases	2781, 2019
Fewest Total Bases	1313, 1981
Most Runs Batted In	900, 2000
Fewest Runs Batted In	369, 1981
Most Walks	728, 1999
Fewest Walks	340, 1981
Most Walks, Two Consecutive Games	25, April 28-29, 2000 at Milwaukee (11 and 14) (ties NL record)
Most Intentional Walks	88, 1967
Fewest Intentional Walks	17 (2x), last, 2019
Most Strikeouts	1535, 2013
Fewest Strikeouts	488, 1981
Most Sacrifice Hits	109, 1979
Fewest Sacrifice Hits	10, 2019
Most Sacrifice Flies	61 (2x), 2017 and 2000
Fewest Sacrifice Flies	27, 1963
Most Hit by Pitch	100, 1997 (modern NL record)
Fewest Hit by Pitch	8, 1981
Most Ground into Double Play	156, 2018
Fewest Ground into Double Play	69, 1981
Most Left on Base (since 1974)	1252, 1999
Fewest Left on Base (since 1974)	795, 1981
Most Stolen Bases	198, 1988
Fewest Stolen Bases	39, 1963
Highest Stolen Base Percentage	78.1, 2011 (118 steals in 151 attempts)
Lowest Stolen Base Percentage	45.5, 1964 (40 steals in 88 attempts)
Most Caught Stealing	95 (2x), 1979 and 1983
Fewest Caught Stealing	26, 2018

TEAM OFFENSIVE RECORDS - GAME

Most Total Players Used Both Teams	53, Sept. 2, 1986 at Chicago Cubs (CHC 27, HOU 26) (NL Record)
Most Total Players Used	26 (2x), last, Sept. 20, 1989 at Atlanta
Most At-Bats (9 innings)	51, May 13, 2009 at Colorado
Most Runs Scored	23, Aug. 10, 2019 at Baltimore (HOU 23, BAL 2)
Most Runs Scored, Both Teams	29 (2x), June 3, 1987 at Chicago Cubs (CHC 22, HOU 7); July 29, 2007 vs. San Diego (SD 18, HOU 11)
Most Hits (9 innings)	25 (2x), Aug. 10, 2019 at Baltimore; May 30, 1976 at Atlanta (Gm 2)
Most Hits (extra innings)	25, July 2, 1976 at Cincinnati (Gm 1) (14 inn.)
Most Singles	23, May 30, 1976 at Atlanta (Gm 2)
Most Doubles	11, Sept. 8, 2019 vs. Seattle
Most Triples	3 (13x), last, Aug. 23, 2013 vs. Toronto
Most Home Runs, Home (9 innings)	7, Sept. 9, 2019 vs. Oakland
Most Home Runs, Road (9 innings)	7, Sept. 9, 2000 at Chicago Cubs
Most Home Runs, Home (extra innings)	5, June 21, 2001 vs. Cincinnati (11 inn.)
Most Home Runs, Road (extra innings)	5 (2x), last, May 2, 2001 at New York Mets (10 inn.)
Most Home Runs, Both Teams-Home (9 innings)	10, Sept. 10, 2019 vs. Oakland (OAK 4HR, HOU 6HR)
Most Home Runs, Both Teams-Road (9 innings)	10 (2x), last, Aug. 15, 2019 at Oakland (HOU 5HR, OAK 5HR)
Most Home Runs, Both Teams-Home (extra innings)	9, June 21, 2001 vs. Cincinnati (CIN 4HR, HOU 5HR) (11 inn.)

Most Home Runs, Both Teams-Road (extra innings).....	8, Aug. 29, 2005 at Atlanta (HOU SHR, ATL 3HR)
Most Grand Slams.....	2 (3x), April 12, 2019 at Seattle (Jose Altuve, Yuli Gurriel) June 8, 2014 at Minnesota (Chris Carter, Jon Singleton) July 30, 1969 at New York Mets (Gm 1) (Denis Menke, Jimmy Wynn) (ties NL record)
Most Grand Slams, Both Clubs.....	3, June 3, 1987 at Chicago Cubs (CHC 2GS, HOU 1GS) (ties MLB record)
Most Extra Base Hits.....	13 (2x), last, Sept. 8, 2019 vs. Seattle (11 doubles, two home runs)
Most Total Bases.....	50, Aug. 10, 2019 at Baltimore (12 singles, seven doubles, six home runs)
Most Runs Batted In.....	21, Aug. 10, 2019 at Baltimore
Most Walks (9 innings).....	14, April 29, 2000 at Milwaukee
Most Walks (extra innings).....	17, Aug. 20, 1999 at Florida (16 inn.)
Most Walks, Both Teams (9 innings).....	26, May 4, 1975 (Game 2) at San Francisco (13 each) (NL record)
Most Walks, Both Teams (extra innings).....	25, Aug. 20, 1999 at Florida (16 inn.) (HOU 17BB, FLA 8BB)
Most Intentional Walks.....	7, July 15, 1984 vs. Philadelphia (16 inn.) (ties MLB record)
Most Strikeouts.....	21, Aug. 20, 1999 at Florida
Most Strikeouts, Both Clubs.....	40, Aug. 1, 2016 vs. Toronto (Astros 18, Toronto 22) (14 innings)
Most Sacrifice Hits.....	4 (several times), last, July 7, 2007 vs. New York Mets
Most Sacrifice Flies.....	4 (3x), last, May 3, 2009 at Atlanta
Most Hit by Pitch.....	5, April 19, 2000 at Los Angeles Dodgers (ties MLB record)
Most Hit by Pitch, Both Teams.....	6 (2x), last, June 9, 2018 at Texas (TEX 0HBP, HOU 6HBP)
Most Ground into Double Play.....	6, Aug. 21, 2018 at Seattle
Most Left on Base (9 innings).....	16 (4x), last, May 4, 2017 vs. Texas
Most Left on Base (extra innings).....	25, July 11, 1970 vs. San Francisco (14 inn.)
Most Stolen Bases.....	8, May 23, 1990 vs. Pittsburgh
Most Caught Stealing (9 innings).....	4, October 2, 1991 at San Francisco
Most Caught Stealing (extra innings).....	4, Aug. 11, 2011 at Arizona

TEAM OFFENSIVE RECORDS - INNING

Most At-Bats.....	13, May 31, 1975 at Philadelphia (8th inn.)
Most Runs.....	12, May 31, 1975 at Philadelphia (8th inn.)
Most Hits.....	10, May 31, 1975 at Philadelphia (8th inn.)
Most Consecutive Hits.....	8 (3x), last, July 10, 2003 vs. Cincinnati (7 singles, 1 double)
Most Singles.....	8, June 2, 1966 at Cincinnati (12th inn.)
Most Consecutive Singles.....	8, June 2, 1966 at Cincinnati (12th inn.)
Most Home Runs.....	4 (2x), last, Sept. 8, 2004 vs. Cincinnati (1st inn. Biggio, Bagwell, Berkman, Lamb)
Most Consecutive Home Runs.....	3 (7x), July 24, 1984 at San Francisco (5th inn., Cabell, Garner, Cruz) June 14, 2000 at Colorado (8th inn., Alou, Hidalgo, Eusebio) July 19, 2003 at Cincinnati (1st inn., Berkman, Hidalgo, Ensberg) Aug. 31, 2004 at Cincinnati (5th inn., Berkman, Bagwell, Beltran) May 2, 2008 vs. Milwaukee (6th inn., Tejada, Berkman, Lee) June 20, 2018 vs. Tampa Bay (6th inn., Springer, Bregman, Altuve) July 19, 2019 vs. Texas (3rd inn., Altuve, Bregman, Alvarez)
Most Grand Slams.....	2, July 30, 1969 at New York Mets (9th inn., Menke, Wynn) (ties MLB record)
Most Runs Batted In.....	12, May 31, 1975 at Philadelphia (8th inn.)
Most Sacrifice Hits.....	3 (3x), June 26, 2005 vs. Texas (7th inn.) April 29, 1975 at San Diego (7th inn.) and July 6, 1975 at Atlanta; (9th inn.) (ties MLB record)
Most Hit by Pitch.....	3 (2x), Sept. 13, 1997 vs. Los Angeles (1st inn.) and August 13, 2008 vs. San Francisco (6th inn.) (ties modern MLB record)
Most Caught Stealing.....	2 (several times), last, Aug. 23, 2019 vs. Los Angeles (AL) (6th inn.)

TEAM PITCHING RECORDS - SEASON

Most Pitchers Used.....	28, 2014
Fewest Pitchers Used.....	12, 1981
Most Complete Games.....	55, 1979
Fewest Complete Games.....	1 (2x), 2017 and 2003
Most Consecutive Complete Games.....	6 (2x), last, Aug. 27-Sept. 1, 1976 (McLaughlin, Dierker, Sambito, Larson, Richard, McLaughlin)
Lowest Earned Run Average.....	2.66, 1981
Highest Earned Run Average.....	5.41, 2000
Most Saves, Season.....	51, 1986
Fewest Saves, Season.....	18, 1974
Most Shutouts, Season.....	19 (3x), last, 1986
Most Consecutive Shutouts.....	3 (3x), last, Sept. 30-Oct. 2, 2012
Most Hits Allowed.....	1596, 2000
Fewest Hits Allowed.....	842, 1981
Fewest Hits Allowed, Two Consecutive Games.....	2 (3x), last, Sept. 24-25, 1986 vs. San Francisco (2 hits, 0 hits)
Most Runs Allowed.....	944, 2000
Fewest Runs Allowed.....	331, 1981
Most Consecutive Innings, No Runs Allowed.....	32 (twice), Aug. 15-17 (Gm 2), 1980 (over three games); July 6-12, 1997 (over four gms.)
Most Earned Runs.....	864, 2000
Fewest Earned Runs Allowed.....	293, 1981
Most Home Runs Allowed.....	234, 2000
Most Home Runs Allowed, Home.....	132, 2019
Colt Stadium.....	44, 1964
Astrodome.....	71, 1998
Minute Maid Park.....	132, 2019

Most Home Runs Allowed, Road	108, 2016
Most HR Allowed vs. One Club	33, 2007 vs. Milwaukee
Most HR Allowed vs. One Club, Home	18 (2x), 2001 vs. Chicago Cubs and Cincinnati
Colt Stadium	12, 1963 vs. Milwaukee/Atlanta
Astrodome	13 (2x), 1966 vs. Pittsburgh and 1972 vs. Cincinnati
Minute Maid Park	18 (2x), 2001 vs. Chicago Cubs and Cincinnati
Most HR Allowed vs. One Club-Road	21, 1987 vs. San Francisco
Home Runs Allowed All-Time	7703, 1962-19
Home Runs Allowed All-Time, Home	3467, 1962-19
Colt Stadium	119, 1962-64
Astrodome	1481, 1965-99
Minute Maid Park	1860, 2000-19
Home Runs Allowed All-Time, Road	4236, 1962-19
Fewest Home Runs Allowed	40, 1981
Fewest Home Runs Allowed, Home	9, 1981
Colt Stadium	34, 1963
Astrodome	9, 1981
Minute Maid Park	66, 2010
Fewest Home Runs Allowed, Road	31, 1981
Fewest Home Runs Allowed vs. One Club, Home (min. two series)	0, (several times), last, 1992 vs. Cincinnati, Atlanta and San Diego
Fewest Home Runs Allowed vs. One Club, Road (min. two series)	0 (several times), last, 1992 vs. Los Angeles Dodgers
Most Consecutive Games, No HR Allowed	17, May 11-29, 1981
Most Consecutive Innings, No HR Allowed	176, May 10-30, 1981
Most Grand Slams Allowed	10, 2001
Most Walks Allowed	679, 1975
Fewest Walks Allowed	300, 1981
Most Intentional Walks Allowed	94, 1989
Fewest Intentional Walks Allowed	0, 2019
Most Sacrifice Hits Allowed	99, 1964
Most Sacrifice Flies Allowed	64, 2000
Most Strikeouts	1671, 2019
Fewest Strikeouts	610, 1981
Most Hit Batters	74, 2003
Fewest Hit Batters	11, 1981
Most Wild Pitches	98, 2016
Fewest Wild Pitches	22, 2008
Most Balks	34, 1988
Fewest Balks, Season	0, 1999 (Ties ML Record)

TEAM PITCHING RECORDS - GAME

Most Pitchers Used (9 innings)	9, Sept. 25, 2006 at Philadelphia
Most Pitchers Used (extra innings)	10, Sept. 28, 1995 at Chicago Cubs (11 inn.)
Most Pitchers Used in Game, Both Teams (9 innings)	16 (2x), Sept. 25, 2006 at Philadelphia (HOU 9, PHI 7) Sept. 28, 2002 at San Francisco (HOU 8, SF 8)
Most Pitchers Used in Game, Both Teams (extra innings)	18 (4x), last, Sept. 26, 2019 at Los Angeles (AL) (HOU 8, LAA 10)
Most Hits Allowed	26, Aug. 3, 1989 at Cincinnati
Fewest Hits Allowed	0 (13x), last, Sept. 1, 2019 at Toronto (Justin Verlander)
Most Runs Allowed	22, June 3, 1987 at Chicago Cubs
Most Earned Runs Allowed	22, June 3, 1987 at Chicago Cubs
Most Home Runs Allowed	8, May 21, 2005 at Texas
Most Grand Slams	2 (5x), May 7, 2019 vs. Kansas City (3rd inn.-Ryan O'Hearn off Collin McHugh, 7th inn.-Whit Merrifield off Framber Valdez) Aug. 16, 2008 vs. Arizona (1st inn.-Miguel Montero off Brandon Backe, 6th inn.-Chris Young off Brandon Backe) July 4, 2004 vs. Texas (6th inn.-Hank Blalock off Tim Lincecum, 9th inn.-Mark Teixeira off Chad Harville) June 3, 1987 at Chicago Cubs (1st inn.-Brian Dayett off Bob Knepper, 6th inn.-Keith Moreland off Julio Solano) May 2, 1987 at Atlanta (6th inn.-Graig Nettles off Aurelio Lopez, 7th inn.-Dion James off Julio Solano)
Most Walks (9 innings)	13, May 4, 1975 at San Francisco (Gm 2) (J.R. Richard 11, Wayne Granger 2)
Most Walks (extra innings)	13 (2x), last, Sept. 9, 2017 at Oakland (Game 1)
Most Sacrifice Flies Allowed	4 (2x), last, May 5, 1982 at Cincinnati
Most Strikeouts	24, June 12, 2019 vs. Milwaukee (14 inn.)
Most Hits Allowed in Shutout (9 innings)	11 (3x), last, July 12, 2009 vs. Washington (Moehler 7, Arias 3, Valverde 1)
Most Hits Allowed in Shutout (extra innings)	11 (2x), last, June 16, 1972 vs. Philadelphia (11 inn.) (Wilson 5, Griffin 6)
Fewest Hits Allowed in Shutout (9 innings)	0 (10x), last, Sept. 1, 2019 at Toronto (Justin Verlander)
Fewest Hits Allowed in Shutout (extra innings)	1, July 22, 1986 vs. Montreal (Nolan Ryan 1, Dave Smith 0) (10 inn.)
Most Walks Allowed in Shutout (9 innings)	8, April 26, 1980 vs. New York Mets (Joe Niekro 6, Frank LaCorte 2)
Most Walks Allowed in Shutout (extra innings)	10, July 6, 1976 vs. New York Mets (J.R. Richard 10) (10 inn.) (Ties NL Record)
Fewest Walks Allowed in Shutout (9 innings)	0 (several times), last, July 30, 2019 at Cleveland
Fewest Walks Allowed in Shutout (extra innings)	1 (5x), last, April 7, 2018 vs. San Diego (10 inn.) (1 IBB - Harris)
Most Hit Batters	6, June 9, 2018 at Texas
Most Wild Pitches	6, April 10, 1979 vs. Los Angeles Dodgers

TEAM PITCHING RECORDS - INNING

Most Hits Allowed.....	16, Aug. 3, 1989 at Cincinnati (1st inn.) (Modern MLB record)
Most Runs Allowed.....	14, August 3, 1989 at Cincinnati (1st inn.)
Most Strikeouts.....	4 (5x), last, Aug. 7, 2016 vs. Texas (Giles - Mazara, Choo, Desmond, Profar, 9th inn.)
Most Hit Batters.....	3, Aug. 3, 1998 at Florida (8th inn., Nitkowski, consecutive) (ties MLB record)

INDIVIDUAL PINCH-HITTING RECORDS

Most Games, Season.....	88, Orlando Palmeiro, 2006
Highest Batting Average, Season.....	.455, Bill Spiers, 1997 (15x33) (Min. 25 PA)
Highest Batting Average, Career.....	.303, Kevin Bass, 1983-1994 (60x198) (Min. 150 PA)
Most At-Bats, Season.....	80, Orlando Palmeiro, 2006
Most At-Bats, Career.....	300, Denny Walling, 1977-92
Most Hits, Season.....	20 (2x), Orlando Palmeiro, 2006 and Ken Boswell, 1976
Most Hits, Career.....	82, Denny Walling, 1977-92
Most Consecutive Pinch-Hits.....	6, Phil Garner, July 27-Aug. 21, 1985
Most Runs Batted In, Game.....	4 (several times), last, Brian Bogusevic, Aug. 16, 2011 vs. Chicago Cubs
Most Runs Batted In, Season.....	17, Orlando Merced, 2001
Most Runs Batted In, Career.....	63, Denny Walling, 1977-92
Most Home Runs, Season.....	5, Cliff Johnson, 1974
Most Home Runs, Career.....	9, Cliff Johnson, 1974-77
Most Walks, Season.....	11 (4x), last, Jason Michaels, 2009
Most Walks, Career.....	34, Denny Walling, 1977-92

TEAM PINCH-HITTING RECORDS - SEASON

Highest Average.....	.294, 1995 (73x248)
Lowest Average.....	.118, 2014 (9x76)
Most At-Bats.....	274, 1991
Most Hits.....	73, 1995
Most Consecutive At-Bats, No Hit.....	35, May 10-June 24, 1980
Most Consecutive Plate App., No Hits.....	44, May 10-June 24, 1980
Most Runs Batted In.....	51, 1995
Most Home Runs.....	9, 1995
Most Walks.....	44, 1991

TEAM ROOKIE HITTING RECORDS

Most Games.....	157, Joe Morgan, 1965
Highest Batting Average.....	.314, Greg Gross, 1974 (185x589) (min. 3.1 PA/Team G)
Most At-Bats.....	601, Joe Morgan, 1965
Most Runs Scored.....	100, Joe Morgan, 1965
Most Hits, Game.....	6, Joe Morgan, July 8, 1965 at Milwaukee, (12 inn.) (Ties National League Record)
Most Hits.....	185, Greg Gross, 1974
Most Singles.....	160, Sonny Jackson, 1966
Most Doubles.....	43, Yuli Gurriel, 2017
Most Triples.....	12, Joe Morgan, 1965
Most Home Runs.....	27, Yordan Alvarez, 2019
Home Run in First MLB At-Bat (rookies only).....	(4x), Mark Saccomanno, Sept. 8, 2008 vs. PIT Charlton Jimerson, Sept. 4, 2006 at PHI Dave Matranga, June 27, 2003 vs. TEX Jose Sosa, July 30, 1975 vs. SD
Most Grand Slams.....	1 (several players), last, Yordan Alvarez, 2019
Most Extra-Base Hits.....	62, Yuli Gurriel, 2017
Most Total Bases.....	257, Yuli Gurriel, 2017
Most Runs Batted In.....	82, Jeff Bagwell, 1991
Most Walks.....	97, Joe Morgan, 1965
Most Strikeouts.....	134, Jon Singleton, 2014
Most Stolen Bases.....	49, Sonny Jackson, 1966

TEAM ROOKIE PITCHING RECORDS

Most Games.....	78 (2x), Ricky Stone, 2002, and Brad Lidge, 2003
Most Starts.....	32 (2x), Chris Holt, 1997, and Lucas Harrell, 2012
Most Complete Games.....	9, Joaquin Andujar, 1976
Lowest Earned Run Average.....	2.53, Ken Forsch, 1971 (min. 1IP/Team Game)
Highest Winning Percentage.....	.824, Roy Oswalt, 2001 (14-3) (min. 0.09 Decisions/Team Game)
Highest Win Pct., Left-hander.....	.706, Jim Deshaies, 1986 (12-5) (min. 0.09 Decisions/Team Game)
Most Wins.....	15, Jeriome Robertson, 2003 (15-9)
Most Wins, Left-hander.....	15, Jeriome Robertson, 2003 (15-9)
Most Wins, Right-hander.....	14, Roy Oswalt, 2001 (14-3)
Most Losses.....	14, Mark Lemongello, 1977
Most Saves.....	20, Frank DiPino, 1983
Most Shutouts.....	4, Joaquin Andujar, 1976
Last Rookie Shutout.....	Brett Oberholtzer, Sept. 1, 2013 vs. Seattle
Most Innings Pitched.....	214.2, Mark Lemongello, 1977
Most Hits Allowed.....	237, Mark Lemongello, 1977
Fewest Hits Allowed in a Start.....	0 (2x), Darryl Kile, April 24, 1991 vs. CIN (6IP), Don Wilson, June 18, 1967 vs. Atlanta (9IP)
Most Home Runs Allowed.....	23 (2x), Jeriome Robertson, 2003; Ezequiel Astacio, 2005
Most Walks Allowed.....	93, Tom Griffin, 1969
Most Strikeouts, Game.....	15 (2x), J.R. Richard, Sept. 5, 1971, at San Francisco (Gm 2) Don Wilson, June 18, 1967 vs. Atlanta
Most Strikeouts, Major League Debut.....	15, J.R. Richard, Sept. 5, 1971 at San Francisco (Gm 2) (Ties ML Record)
Most Strikeouts, Season.....	200, Tom Griffin, 1969

INDIVIDUAL DEFENSIVE RECORDS

Most Games, Season.....	162 (3x), last, Craig Biggio and Jeff Bagwell, 1996
Catcher.....	151, Johnny Edwards, 1969
First Base.....	162, Jeff Bagwell, 1996
Second Base.....	162, Craig Biggio, 1996 and Bill Doran, 1987
Third Base.....	160, Ken Caminiti, 1989
Shortstop.....	158, Miguel Tejada, 2009
Outfield.....	160, Steve Finley, 1992, Jose Cruz, 1983-84, Lance Berkman, 2004
Pitcher.....	83, Octavio Dotel, 2002
Most Putouts, Season.....	1404, Jeff Bagwell, 1997
Catcher.....	1135, Johnny Edwards, 1969
First Base.....	1404, Jeff Bagwell, 1997
Second Base.....	361, Craig Biggio, 1996
Third Base.....	150, Bob Aspromonte, 1962
Shortstop.....	275, Roger Metzger, 1971
Outfield.....	446, Cesar Cedeño, 1974
Pitcher.....	33, Brett Myers, 2011
Most Assists, Season.....	533, Dickie Thon, 1983
Catcher.....	81, John Bateman, 1963
First Base.....	143, Jeff Bagwell, 2001
Second Base.....	504, Craig Biggio, 1997
Third Base.....	357, Doug Rader, 1970
Shortstop.....	533, Dickie Thon, 1983
Outfield.....	22, Richard Hidalgo, 2003
Pitcher.....	57, Mike Hampton, 1997
Most Errors, Season.....	37, Sonny Jackson, 1966
Catcher.....	23, John Bateman, 1963
First Base.....	17, Curt Blefary, 1969 and Cesar Cedeño, 1979
Second Base.....	27, Joe Morgan, 1965
Third Base.....	29, Enos Cabell, 1980
Shortstop.....	37, Sonny Jackson, 1966
Outfield.....	14, Jose Cruz, 1979 and Jesus Alou, 1969
Pitcher.....	10, J.R. Richard, 1976
Most Total Chances, Season.....	1552, Jeff Bagwell, 1997
Catcher.....	1221, Johnny Edwards, 1969
First Base.....	1552, Jeff Bagwell, 1997
Second Base.....	867, Joe Morgan, 1965
Third Base.....	522, Doug Rader, 1970
Shortstop.....	819, Dickie Thon, 1983
Outfield.....	460, Cesar Cedeño, 1974
Pitcher.....	76, Mike Hampton, 1997
Most Double Plays, Season.....	141, Jeff Bagwell, 1999
Catcher.....	16, Brad Ausmus, 1997
First Base.....	141, Jeff Bagwell, 1999
Second Base.....	117, Craig Biggio, 1999
Third Base.....	39, Doug Rader, 1970
Shortstop.....	114, Dickie Thon, 1983
Outfield.....	8, Jimmy Wynn, 1968
Pitcher.....	9, Shane Reynolds, 1998

Most Triple Plays, Season.....	2, Roger Metzger, 1971 and 1978
Catcher.....	1, Joe Ferguson, 1978
First Base.....	1 (8x), last, Chris Carter, 2015
Second Base.....	1 (6x), last, Jose Altuve, 2015
Third Base.....	1 (6x), last, Jonathan Villar, 2015
Shortstop.....	2 (2x), Roger Metzger, 1971 and 1978
Outfield.....	1, Mike Simms, 1991
Pitcher.....	no Astros pitcher has been involved in a triple play
Highest Fielding Percentage, Season (minimum 108 games).....	1.000 (3x), Terry Puhl-1979, 1989, Josh Reddick-2018
Catcher.....	.999, Brad Ausmus-2005
First Base.....	.996, Lance Berkman, 2008
Second Base.....	.993, Jose Altuve, 2015
Third Base.....	.973, Bob Aspromonte, 1964
Shortstop.....	.990, Adam Everett, 2006
Outfield.....	1.000 (3x), Terry Puhl-1979, 1989, Josh Reddick-2018
Pitcher.....	1.000 (several pitchers), last, Dallas Keuchel, 2018
Most Passed Balls.....	21, John Bateman, 1966

TEAM DEFENSIVE RECORDS

Highest Fielding Percentage, Season.....	.989, 2018 (4365 putouts, 1369 assists, 63 errors)
Lowest Fielding Percentage, Season.....	.972, 1966 (4331 putouts, 1664 assists, 174 errors)
Most Putouts, Season.....	4448, 1980
Fewest Putouts, Season.....	2970, 1981
Most Assists, Season.....	1880, 1975
Fewest Assists, Season.....	1206, 1981
Most Errors, Game.....	7 (2x), June 12, 1978 vs. Pittsburgh and July 30, 1979 vs. San Francisco
Most Errors, Season.....	174, 1966
Fewest Errors, Season.....	63, 2018
Most Games, No Errors, Season.....	113, 2008
Most Consecutive Games, No Errors, Season.....	14, June 5-20, 2006
Most Consecutive Innings, No Errors, Season.....	135, June 5-21 (9th inn.), 2006 (over 15 games)
Most Total Chances, Season.....	6392, 1975
Fewest Total Chances, Season.....	4263, 1981
Most Double Plays, Game.....	7, May 4, 1969 vs. San Francisco (MLB record)
Most Double Plays, Season.....	175, 1999
Fewest Double Plays, Season.....	11, 1971
Most Triple Plays, Season.....	2 (2x), 1971 and 1991
Most Passed Balls, Game.....	6, May 12, 1996 at Montreal (Ties Modern MLB Record)
Most Passed Balls, Season.....	38, 1984
Fewest Passed Balls, Season.....	4 (3x), 2001, 2003, and 2004
Most Errorless Total Chances, Season.....	6255, 1975
Fewest Errorless Total Chances, Season.....	4176, 1981

ASTROS WIN-LOSS RECORDS

Highest Winning Percentage, Season.....	.660, 2019 (107-55)
Lowest Winning Percentage, Season.....	.315, 2013 (51-111)
Most Wins, Month.....	23, Sept./Oct. 2004 (23-7), 1986 (23-9), 1985 (23-12)
Most Wins, Season.....	107, 2019 (107-55)
Most Wins, Season-Home.....	60, 2019 (60-21)
Most Wins, Season-Road.....	57, 2018 (57-24)
Fewest Wins, Month.....	2, April 1995 (2-3)
Fewest Wins, Full Month.....	3, July 2012 (3-24)
Fewest Wins, Season.....	51, 2013 (51-111)
Fewest Wins, Season-Home.....	24, 2013 (24-57)
Fewest Wins, Season-Road.....	20, 2012 (20-61)
Most Consecutive Wins, Season.....	12 (3x), last, June 6-18, 2018
Most Consecutive Wins, Home.....	18, Aug. 23-Oct. 3, 2004
Most Consecutive Wins, Road.....	11 (2x), last, June 7-28, 2018
Most Consecutive Wins, Start of Season.....	6, April 6-12, 1987
Most Games without Three Consecutive Wins, Start of Season.....	99, April 4-July 24, 2000
Most Losses, Month.....	24 (2x), July 1962 (5-24), July 2012 (3-24)
Most Losses, Season.....	111, 2013 (51-111)
Most Losses, Season-Home.....	57, 2013 (24-57)
Most Losses, Season-Road.....	61, 2012 (20-61)
Fewest Losses, Month.....	5, April 1980 (13-5)
Fewest Losses, Season.....	49, 1994 (66-49)
Fewest Losses, Season-Home.....	20, 1981 (31-20)
Fewest Losses, Season-Road.....	24, 2018 (57-24)
Most Consecutive Losses, Season.....	15, Sept. 14-29, 2013
Most Consecutive Losses, Home.....	11, July 23-August 17, 1966
Most Consecutive Losses, Road.....	14 (2x), Sept. 1, 1996-April 9, 1997 and Sept. 29, 1968-April 30, 1969

HISTORY AND RECORDS

Most Consecutive Losses, Start of Season.....	9, April 5-13, 1983
Most Ties, Season.....	2, 1962, April 25, 1962 vs. St. Louis (5-5) and Sept. 9, 1962 vs. New York Mets (7-7)
Longest Tie Game, Innings.....	17.0, April 25, 1962 vs. St. Louis (5-5)
All-Time Ties.....	5, April 25, 1962 vs. STL, (5-5, 17 inn.-called due to curfew) Sept. 9, 1962 vs. NYM, (7-7, 8 inn.-called due to rain) July 16, 1966 at ATL, (1-1, 5 inn.-called due to rain) Aug. 25, 1975 at STL, (3-3, 10 inn.-called due to rain) June 30, 2005 at CIN (2-2, 7 inn.-called due to rain)
Most Games, Homestand-Start of Season.....	15, April 7-22, 1992 (9-6) (Ties MLB Record)
Most Games Won, Homestand.....	10 (3x), June 1-11, 1989 (10-1) July 24-August 5, 1979 (10-3) May 16-28, 1969 (10-1) 10, July 15-25, 1962 (3-10)
Most Games Lost, Homestand.....	1.000 (11x), Aug. 24-31, 1977, (7-0, vs. PHI 2-0, MON 3-0, NYM 2-0; June 6-11, 1980, (6-0, vs. SF 3-0, CHC 3-0); Aug. 19-24, 1980, (6-0, vs. PIT 3-0, CHC 3-0; Aug. 28-Sept. 2, 1981, (7-0, vs. PHI 4-0, NYM 3-0); Aug. 2-5, 1985, (4-0, vs. SD 3-0, SF 1-0); April 6-12, 1987, (6-0, vs. LAD 3-0, MON 3-0); Aug. 14-20, 1987, (7-0, vs. ATL 4-0, STL 3-0; June 3-8, 2003, (6-0, vs. BAL 3-0, TB 3-0); Aug. 20-25, 2004 (6-0, 3-0 vs. PIT, 3-0 vs. CIN); Sept. 27-Oct. 3, 2004 (6-0, 3-0 vs. STL, 3-0 vs. COL); April 5-10, 2019 (3-0 vs. OAK, 3-0 vs. NYY) Aug. 2-Aug 7, 2019 (3-0 vs. SEA, 2-0 vs. COL);
Highest Winning Percentage, Homestand (Min. two teams).....	.000, April 5-10, 1983 (0-6) and June 29-July 10, 2012 (0-7)
Lowest Winning Percentage, Homestand (Min. two teams).....	.000, April 5-10, 1983 (0-6) and June 29-July 10, 2012 (0-7)
Most Games, Road Trip.....	26, July 27-Aug. 23, 1992 (12-14)
Most Games Won, Road Trip.....	12, July 27-Aug. 23, 1992 (12-14)
Most Games Lost, Road Trip.....	14 (3x), June 12-26, 1963 (2-14); Aug. 29-Sept. 11, 1966 (3-14); July 27-Aug. 23, 1992 (12-14)
Highest Winning Percentage, Road Trip (Min. two teams).....	1.000 (8x), April 18-23, 1972 (5-0, at Cincinnati 2-0, San Francisco 3-0) September 16-19, 1985 (4-0, at Atlanta 2-0, Los Angeles 2-0) May 26-31, 1989 (6-0, at Pittsburgh 3-0, St. Louis 3-0) July 18-23, 1997 (5-0, at Montreal 3-0, St. Louis, 2-0) September 3-9, 1999 (7-0, at Montreal 3-0, Philadelphia 4-0) May 29-June 3, 2013 (6-0, at Colorado 2-0, Los Angeles (AL) 4-0) June 7-17, 2018 (10-0, at Texas 4-0, Oakland 3-0, Kansas City 3-0)
Lowest Winning Percentage, Road Trip (Min. two teams).....	.000 (9x), June 5-10, 2015 (Toronto 0-3, Chicago-AL 0-3) Aug. 4-13, 1967 (0-10 at Philadelphia 0-3, Cincinnati 0-2, Atlanta 0-5) May 11-16, 1990 (0-5 at Pittsburgh 0-3, St. Louis 0-2) June 15-20, 1990 (0-6 at Cincinnati 0-3, Los Angeles 0-3) Sept. 13-22, 1996 (0-8 at Colorado 0-3, Atlanta 0-2, Florida 0-3) April 22-27, 2005 (0-5, 0-3 at St. Louis, 0-2 at Pittsburgh) May 21-27, 2007 (0-7, 0-3 at San Francisco, 0-4 at Arizona) Sept. 14-20, 2009 (0-6, 0-3 at Cincinnati, 0-3 at Milwaukee) Sept. 19-25, 2013 (0-7, 0-4 at Cleveland, 0-3 at Texas)
Most Wins over One Club, Season.....	18, 2019 vs. Seattle (18-1)
Fewest Wins over One Club, Season (Min. two series).....	0, 2012 vs. Arizona (0-6)
Most Shutout Wins over One Club, Season.....	7, 1978 vs. Atlanta
Most Consecutive Wins over One Club, Season.....	13, 2019 vs. Seattle (18-1)
Most Losses to One Club, Season.....	17 (2x), 2013 vs. Texas (2-17) and 1962 vs. Philadelphia (1-17)
Fewest Losses to One Club, Season (Min. two series).....	0 (6x), last, 2018 vs. CWS (7-0) and 2018 vs. SF (4-0)
Most Shutout Losses to One Club, Season.....	5 (7x), 2005 vs. Pittsburgh 1992 vs. Atlanta 1990 vs. San Diego 1984 vs. San Diego 1976 vs. Los Angeles Dodgers 1963 vs. Cincinnati 1962 vs. Cincinnati
Most Consecutive Losses to One Club, Season.....	17, 1962 vs. Philadelphia (1-17)
Most Consecutive Losses in One Stadium, One or More Seasons.....	12 (2x), April 13-May 5, 1963 (1st game) vs. Philadelphia (Connie Mack Stadium) Aug. 3, 2015-June 7, 2016 at Texas (Globe Life Park)
Most Doubleheaders, Season.....	21, 1962 (5-7-9)
Fewest Doubleheaders, Season.....	0 (11x), 1991, 1994, 1997, 2002, 2003, 2007, 2008, 2010, 2011, 2014, 2015
Most Doubleheaders Won, Season.....	6, 1976 (6-2-8)
Fewest Doubleheaders Won, Season.....	0, 1975, (0-3-4) (Out of most possible wins-7)
Most Doubleheaders Lost, Season.....	8, 1978 (2-8-3)
Fewest Doubleheaders Lost, Season.....	0, 1984, (0-0-4) (Out of most possible losses-4)
Most Doubleheaders Split, Season.....	9 (2x), 1962 (5-7-9) and 1965 (2-3-9)
Fewest Doubleheaders Split, Season (Out of most possible splits-2).....	0 (3x), 1993 (1-1-0), 1995 (2-0-0) and 2016 (2-0-0)
Most Day Games, Season.....	62, 1965 (25-37)
Most Day Games Won, Season.....	36, 2018 (36-17)
Fewest Day Games Won, Season.....	11, (2x) 1978 (11-33), 2013 (11-35)
Most Day Games Lost, Season.....	37 (3x), last, 2011 (13-37)
Fewest Day Games Lost, Season.....	13, 1985 (23-13)
Most Night Games, Season.....	134, 1984 (68-66) (Ties MLB record)
Most Night Games Won, Season.....	78, 2019 (78-41)

Fewest Night Games Won, Season.....	38, 1962 (38-63)
Most Night Games Lost, Season	76 (2x), last, 2013 (40-76)
Fewest Night Games Lost, Season	31, 1994 (49-31)
Most Extra-Inning Games, Season.....	27, 1990 (14-13) (Ties NL Record)
Fewest Extra-Inning Games, Season.....	8, 2005 (4-4) and 2008 (5-3)
Most Consecutive Extra-Inning Games, Season.....	3 (6x), last, July 31-August 2, 2001 (2-1)
Most Consecutive Extra-Inning Games vs. One Club, Season.....	4, May 2, July 31-August 2, 2001 vs. New York (3-1) (Ties MLB Record)
(Note: Houston played four consecutive extra-inning postseason games vs. Philadelphia in the 1980 NLCS, October 8-12)	
Most Extra-Inning Games Won, Season	16, 1992 (16-5)
Fewest Extra-Inning Games Won, Season	1, 2012 (1-11)
Most Extra-Inning Games Lost, Season	16, 1965 (6-16)
Fewest Extra-Inning Games Lost, Season	3, 2008 (5-3)
Most Shutout Games, Season.....	39, 1963 (16-23)
Fewest Shutout Games, Season.....	5, 2000 (2-3) (Ties MLB Record)
Most Shutout Games Won, Season.....	19 (3x), 1979 (19-15), 1981 (19-9), and 1986 (19-6)
Fewest Shutout Games Won, Season.....	2, 2000 (2-3)
Most Shutout Games Lost, Season.....	23, 1963 (16-23)
Fewest Shutout Games Lost, Season.....	3 (3x), 2000 (2-3), 2001 (6-3), 2004 (13-3)
Most One-Run Games, Season	75, 1971 (32-43) (MLB Record)
Fewest One-Run Games, Season	30, 1994 (13-17)
Most Consecutive One-Run Games, Season.....	7 (2x), April 23-30, 1971 (2-5) and May 12-19, 1984 (2-5)
Most One-Run Games Won, Season	39, 1979 (39-27)
Fewest One-Run Games Won, Season	13, 1994 (13-17)
Most One-Run Games Lost, Season	43, 1971 (32-43) (NL Record)
Fewest One-Run Games Lost, Season.....	13, 2017 (19-13)
Most 1-0 Games, Season.....	11, 1976 (9-2)
Fewest 1-0 Games, Season.....	0 (4x), 1970, 1999, 2008
Most 1-0 Games Won, Season.....	9, 1976 (9-2)
Fewest 1-0 Games Won, Season.....	0 (12x), 1969 (0-6), 1970 (0-0), 1975 (0-3), 1999 (0-0), 2000 (0-1), 2003 (0-1), 2008 (0-0), 2010 (0-2), 2013 (0-1), 2014 (0-2), 2015 (0-2), 2019 (0-1)
Most 1-0 Games Lost, Season	6 (twice), 1964 (4-6) and 1969 (0-6)
Fewest 1-0 Games Lost, Season	0 (10x), 1970, 1997, 1998, 1999, 2001, 2002, 2007, 2008, 2009, 2017
Longest 1-0 Game Won, Innings.....	24, April 15, 1968 vs. New York Mets, (MLB Record-Longest 1-0 night game)
Longest 1-0 Game Lost, Innings.....	16, May 31, 2003 at Chicago
Largest Margin of Victory	21, Aug. 10 at BAL (W, 23-2)
Home.....	16, April 29, 1974 vs. Chicago (W, 18-2)
Road.....	21, Aug. 10 at BAL (W, 23-2)
Largest Margin of Victory, Shutout Game	15, April 26, 1998 at Montreal (W, 15-0)
Largest Margin of Defeat	16 (6x), last, Sept. 25, 2011 vs. Colorado (L, 3-19)
Home.....	16 (2x), last, Sept. 25, 2011 vs. Colorado (L, 3-19)
Road.....	16 (4x), last, May 8, 2005 at Atlanta (L, 0-16)
Largest Margin of Defeat, Shutout Game	16 (2x), last, May 8, 2005 at Atlanta (L, 0-16)
Largest Comeback to Win-Home.....	11, July 18, 1994 vs. St. Louis (Trailed 11-0 after 3rd inn., W 15-12) (Ties NL Record for largest comeback)
Largest Comeback to Win, Road.....	7 (2x), Sept. 4, 1990 at Los Angeles (Trailed 7-0 after 2nd inn., W 10-8)
Aug. 13, 1991 at San Diego (Trailed 9-2 after 4th inn., W 12-9)	
Largest Ninth-Inning Lead Lost to Lose	7, May 22, 2000 at Milwaukee (Led 9-2, L 9-10 in 10 inn.)

ASTROS ALL-TIME TOP 10 BATTING CHARTS: SEASON

Single-Season Games

162	George Springer	2016
162	Carlos Lee	2007
162	Jeff Bagwell	1999
162	Jeff Bagwell	1997
162	Craig Biggio	1997
162	Jeff Bagwell	1996
162	Craig Biggio	1996
162	Jeff Bagwell	1992
162	Craig Biggio	1992
162	Steve Finley	1992
162	Bill Doran	1987
162	Enos Cabell	1978

Single-Season At-Bats

660	Jose Altuve	2014
660	Enos Cabell	1978
646	Craig Biggio	1998
644	George Springer	2016
640	Jose Altuve	2016
641	Roger Metzger	1972
639	Craig Biggio	1999
638	Jose Altuve	2015
635	Miguel Tejada	2009
633	Craig Biggio	2004

Single-Season Runs Scored

152	Jeff Bagwell	2000
146	Craig Biggio	1997
143	Jeff Bagwell	1999
126	Jeff Bagwell	2001
124	Jeff Bagwell	1998
123	Craig Biggio	1999
123	Craig Biggio	1998
123	Craig Biggio	1995
122	Alex Bregman	2019
118	Craig Biggio	2001

Single-Season Hits

225	Jose Altuve	2014
216	Jose Altuve	2016
210	Craig Biggio	1998
204	Jose Altuve	2017
200	Jose Altuve	2015
199	Miguel Tejada	2009
198	Derek Bell	1998
195	Enos Cabell	1978
191	Lance Berkman	2001
191	Craig Biggio	1997

Single-Season Doubles

56	Craig Biggio	1999
55	Lance Berkman	2001
51	Craig Biggio	1998
51	Alex Bregman	2018
48	Jeff Bagwell	1996
47	Jose Altuve	2014
47	Craig Biggio	2004
46	Miguel Tejada	2009
46	Lance Berkman	2008
44	Craig Biggio	2003
44	Craig Biggio	1994
44	Rusty Staub	1967

Single-Season Triples

14	Roger Metzger	1973
13	Steve Finley	1993
13	Steve Finley	1992
13	Jose Cruz	1984
12	Michael Bourn	2009
12	Craig Reynolds	1981
12	Joe Morgan	1965
11	Evan Gattis	2015
11	Bill Doran	1984
11	Craig Reynolds	1984
11	Omar Moreno	1983
11	Roger Metzger	1971
11	Joe Morgan	1971
11	Joe Morgan	1967

Single-Season Home Runs

47	Jeff Bagwell	2000
45	Lance Berkman	2006
44	Richard Hidalgo	2000
43	Jeff Bagwell	1997
42	Lance Berkman	2002
42	Jeff Bagwell	1999
41	Alex Bregman	2019
39	George Springer	2019
39	Jeff Bagwell	2003
39	Jeff Bagwell	2001
39	Jeff Bagwell	1994

Single-Season Runs Batted In

136	Lance Berkman	2006
135	Jeff Bagwell	1997
132	Jeff Bagwell	2000
130	Jeff Bagwell	2001
128	Lance Berkman	2002
126	Lance Berkman	2001
126	Jeff Bagwell	1999
124	Moises Alou	1998
122	Richard Hidalgo	2000
120	Jeff Bagwell	1996

Single-Season Extra-Base Hits

94	Lance Berkman	2001
89	Richard Hidalgo	2000
86	Jeff Bagwell	2001
85	Jeff Bagwell	2000
85	Jeff Bagwell	1997
83	Alex Bregman	2018
81	Jeff Bagwell	1996
80	Alex Bregman	2019
79	Lance Berkman	2008
79	Lance Berkman	2002
77	Jeff Bagwell	1999

Single-Season Batting Average

.368	Jeff Bagwell	1994
.355	Moises Alou	2000
.346	Jose Altuve	2017
.341	Jose Altuve	2014
.338	Jose Altuve	2016
.334	Derek Bell	1995
.333	Rusty Staub	1967
.331	Moises Alou	2001
.331	Lance Berkman	2001
.325	Carl Everett	1999
.325	Craig Biggio	1998

Single-Season Stolen Bases

65	Gerald Young	1988
64	Eric Yelding	1990
61	Michael Bourn	2009
61	Cesar Cedeno	1977
58	Cesar Cedeno	1976
57	Cesar Cedeno	1974
56	Jose Altuve	2014
56	Cesar Cedeno	1973
55	Cesar Cedeno	1972
53	Billy Hatcher	1987

Single-Season Walks

149	Jeff Bagwell	1999
148	Jimmy Wynn	1969
135	Jeff Bagwell	1996
127	Lance Berkman	2004
127	Jeff Bagwell	1997
119	Alex Bregman	2019
110	Joe Morgan	1969
109	Jeff Bagwell	1998
107	Lance Berkman	2003
107	Lance Berkman	2002

Single-Season Strikeouts

212	Chris Carter	2013
182	Chris Carter	2014
178	George Springer	2016
154	Colby Rasmus	2015
151	Chris Carter	2015
151	Jason Castro	2014
145	Lee May	1972
142	Jimmy Wynn	1969
140	Michael Bourn	2009
139	Carlos Correa	2016

Single-Season On-Base Percentage

.454	Jeff Bagwell	1999
.451	Jeff Bagwell	1994
.451	Jeff Bagwell	1996
.450	Lance Berkman	2004
.436	Jimmy Wynn	1969
.430	Lance Berkman	2001
.425	Jeff Bagwell	1997
.424	Jeff Bagwell	2000
.424	Jeff Bagwell	1998
.423	Alex Bregman	2019

Single-Season Slugging Percentage

.750	Jeff Bagwell	1994
.636	Richard Hidalgo	2000
.623	Moises Alou	2000
.621	Lance Berkman	2006
.620	Lance Berkman	2001
.615	Jeff Bagwell	2000
.592	Alex Bregman	2019
.592	Jeff Bagwell	1997
.591	George Springer	2019
.591	Jeff Bagwell	1999

Note: Based on 3.1 plate appearances times number of games played by team.



ASTROS ALL-TIME TOP 10 BATTING CHARTS: CAREER

Career Games

2850.....	Craig Biggio.....	1988-2007
2150.....	Jeff Bagwell.....	1991-2005
1870.....	Jose Cruz.....	1975-87
1592.....	Lance Berkman.....	1999-2010
1516.....	Terry Puhl.....	1977-90
1512.....	Cesar Cedeno.....	1970-81
1426.....	Jimmy Wynn.....	1963-73
1381.....	Bob Watson.....	1966-79
1259.....	Brad Ausmus.....	1997-2008
1243.....	Jose Altuve.....	2011-19

Career At-Bats

10876.....	Craig Biggio.....	1988-2007
7797.....	Jeff Bagwell.....	1991-2005
6629.....	Jose Cruz.....	1975-87
5732.....	Cesar Cedeno.....	1970-81
5560.....	Lance Berkman.....	1999-2010
5063.....	Jimmy Wynn.....	1963-73
4985.....	Jose Altuve.....	2011-19
4883.....	Bob Watson.....	1966-79
4837.....	Terry Puhl.....	1977-90
4264.....	Bill Doran.....	1982-90

Career Runs Scored

1844.....	Craig Biggio.....	1988-2007
1517.....	Jeff Bagwell.....	1991-2005
1008.....	Lance Berkman.....	1999-2010
890.....	Cesar Cedeno.....	1970-81
871.....	Jose Cruz.....	1975-87
829.....	Jimmy Wynn.....	1963-73
734.....	Jose Altuve.....	2011-19
676.....	Terry Puhl.....	1977-90
640.....	Bob Watson.....	1966-79
611.....	Bill Doran.....	1982-90

Career Hits

3060.....	Craig Biggio.....	1988-2007
2314.....	Jeff Bagwell.....	1991-2005
1937.....	Jose Cruz.....	1975-87
1659.....	Cesar Cedeno.....	1970-81
1648.....	Lance Berkman.....	1999-2010
1568.....	Jose Altuve.....	2011-19
1448.....	Bob Watson.....	1966-79
1357.....	Terry Puhl.....	1977-90
1291.....	Jimmy Wynn.....	1963-73
1139.....	Bill Doran.....	1982-90

Career Doubles

668.....	Craig Biggio.....	1988-2007
488.....	Jeff Bagwell.....	1991-2005
375.....	Lance Berkman.....	1999-2010
343.....	Cesar Cedeno.....	1970-81
335.....	Jose Cruz.....	1975-87
299.....	Jose Altuve.....	2011-19
241.....	Bob Watson.....	1966-79
228.....	Jimmy Wynn.....	1963-73
226.....	Terry Puhl.....	1977-90
204.....	Ken Caminiti.....	1987-2000

Career Triples

80.....	Jose Cruz.....	1975-87
63.....	Joe Morgan.....	1963-80
62.....	Roger Metzger.....	1971-78
56.....	Terry Puhl.....	1977-90
55.....	Craig Biggio.....	1988-2007
55.....	Craig Reynolds.....	1979-89
55.....	Cesar Cedeno.....	1970-81
45.....	Enos Cabell.....	1975-85
41.....	Steve Finley.....	1991-94
35.....	Bill Doran.....	1982-90

Career Home Runs

449.....	Jeff Bagwell.....	1991-2005
326.....	Lance Berkman.....	1999-2010
291.....	Craig Biggio.....	1988-2007
223.....	Jimmy Wynn.....	1963-73
166.....	Glenn Davis.....	1984-90
163.....	Cesar Cedeno.....	1970-81
160.....	George Springer.....	2014-19
139.....	Bob Watson.....	1966-79
138.....	Jose Cruz.....	1975-87
134.....	Richard Hidalgo.....	1997-2004

Career Runs Batted In

1529.....	Jeff Bagwell.....	1991-2005
1175.....	Craig Biggio.....	1988-2007
1090.....	Lance Berkman.....	1999-2010
942.....	Jose Cruz.....	1975-87
782.....	Bob Watson.....	1966-79
778.....	Cesar Cedeno.....	1970-81
719.....	Jimmy Wynn.....	1963-73
600.....	Doug Rader.....	1967-75
546.....	Ken Caminiti.....	1987-2000
538.....	Jose Altuve.....	2011-19

Career Extra-Base Hits

1014.....	Craig Biggio.....	1988-2007
969.....	Jeff Bagwell.....	1991-2005
727.....	Lance Berkman.....	1999-2010
561.....	Cesar Cedeno.....	1970-81
553.....	Jose Cruz.....	1975-87
483.....	Jimmy Wynn.....	1963-73
455.....	Jose Altuve.....	2011-18
410.....	Bob Watson.....	1966-79
355.....	Doug Rader.....	1967-75
344.....	Terry Puhl.....	1977-90

Career Batting Average

.315.....	Jose Altuve.....	2011-19
.297.....	Jeff Bagwell.....	1991-2005
.297.....	Bob Watson.....	1966-79
.296.....	Lance Berkman.....	1999-2010
.292.....	Jose Cruz.....	1975-87
.289.....	Cesar Cedeno.....	1970-81
.286.....	Carlos Lee.....	2007-12
.281.....	Craig Biggio.....	1988-2007
.281.....	Enos Cabell.....	1975-85
.281.....	Terry Puhl.....	1977-90

Career Stolen Bases

487.....	Cesar Cedeno.....	1970-81
414.....	Craig Biggio.....	1988-2007
288.....	Jose Cruz.....	1975-87
254.....	Jose Altuve.....	2011-19
219.....	Joe Morgan.....	1963-80
217.....	Terry Puhl.....	1977-90
202.....	Jeff Bagwell.....	1991-2005
193.....	Michael Bourn.....	2008-11
191.....	Enos Cabell.....	1975-85
191.....	Bill Doran.....	1982-90

Career Walks

1401.....	Jeff Bagwell.....	1991-2005
1160.....	Craig Biggio.....	1988-2007
1040.....	Lance Berkman.....	1999-2010
847.....	Jimmy Wynn.....	1963-73
730.....	Jose Cruz.....	1975-87
678.....	Joe Morgan.....	1963-80
585.....	Bill Doran.....	1982-90
534.....	Cesar Cedeno.....	1970-81
508.....	Bob Watson.....	1966-79
502.....	Terry Puhl.....	1977-90

Career Strikeouts

1753.....	Craig Biggio.....	1988-2007
1558.....	Jeff Bagwell.....	1991-2005
1121.....	Lance Berkman.....	1999-2010
1088.....	Jimmy Wynn.....	1963-73
848.....	Doug Rader.....	1967-75
841.....	Jose Cruz.....	1975-87
747.....	George Springer.....	2014-19
735.....	Cesar Cedeno.....	1970-81
659.....	Ken Caminiti.....	1987-2000
635.....	Bob Watson.....	1966-79

Career On-Base Percentage

.410.....	Lance Berkman.....	1999-2010
.408.....	Jeff Bagwell.....	1991-2005
.374.....	Joe Morgan.....	1963-80
.364.....	Bob Watson.....	1966-79
.364.....	Jose Altuve.....	2011-19
.363.....	Craig Biggio.....	1988-2007
.362.....	Jimmy Wynn.....	1963-73
.361.....	George Springer.....	2014-19
.359.....	Jose Cruz.....	1975-87
.356.....	Richard Hidalgo.....	1997-2004

Career Slugging Percentage

.549.....	Lance Berkman.....	1999-2010
.540.....	Jeff Bagwell.....	1991-2005
.501.....	Richard Hidalgo.....	1997-2004
.488.....	George Springer.....	2014-19
.486.....	Carlos Lee.....	2007-12
.483.....	Glenn Davis.....	1984-90
.463.....	Jose Altuve.....	2011-18
.454.....	Cesar Cedeno.....	1970-81
.445.....	Jimmy Wynn.....	1963-73
.444.....	Bob Watson.....	1966-79

TABLE OF
CONTENTS

PLAYERS

PLAYER
DEVELOPMENT

2019 REVIEW

OPPONENTS

HISTORY
AND
RECORDS

SPRING TRAINING

MEDIA
INFORMATIONMINUTE MAID
PARK

ASTROS ALL-TIME TOP 10 PITCHING CHARTS: SEASON

Single-Season Appearances

83.....	Octavio Dotel.....	2002
82.....	*Juan Agosto.....	1990
81.....	Chad Qualls.....	2006
81.....	Joe Boever.....	1992
80.....	Brad Lidge.....	2004
80.....	Doug Jones.....	1992
79.....	Brandon Lyon.....	2010
79.....	Chad Qualls.....	2007
78.....	Brad Lidge.....	2006
78.....	Billy Wagner.....	2003
78.....	Brad Lidge.....	2003
78.....	Ricky Stone.....	2002

Single-Season Games Started

40.....	*Jerry Reuss.....	1973
39.....	J.R. Richard.....	1976
38.....	*Bob Knepper.....	1986
38.....	Joe Niekro.....	1984
38.....	Joe Niekro.....	1983
38.....	Joe Niekro.....	1979
38.....	J.R. Richard.....	1979
37.....	Mike Scott.....	1986
37.....	*Bob Knepper.....	1985
37.....	Larry Dierker.....	1969
37.....	*Denny Lemaster.....	1969

Single-Season Complete Games

20.....	Larry Dierker.....	1969
19.....	J.R. Richard.....	1979
18.....	Don Wilson.....	1971
17.....	Larry Dierker.....	1970
16.....	Joe Niekro.....	1982
16.....	J.R. Richard.....	1978
16.....	*Mike Cuellar.....	1967
14.....	J.R. Richard.....	1976
14.....	Larry Dierker.....	1975
13.....	J.R. Richard.....	1977
13.....	Don Wilson.....	1972
13.....	Don Wilson.....	1969

Single-Season Innings Pitched

305.1.....	Larry Dierker.....	1969
292.1.....	J.R. Richard.....	1979
291.0.....	J.R. Richard.....	1976
279.1.....	*Jerry Reuss.....	1973
275.1.....	Mike Scott.....	1986
275.1.....	J.R. Richard.....	1978
270.0.....	Joe Niekro.....	1982
269.2.....	Larry Dierker.....	1970
268.0.....	Don Wilson.....	1971
267.0.....	J.R. Richard.....	1977

Single-Season Victories

22.....	*Mike Hampton.....	1999
21.....	Justin Verlander.....	2019
21.....	Jose Lima.....	1999
21.....	Joe Niekro.....	1979
20.....	Gerrit Cole.....	2019
20.....	*Dallas Keuchel.....	2015
20.....	Roy Oswalt.....	2005
20.....	Roy Oswalt.....	2004
20.....	Mike Scott.....	1989
20.....	Joe Niekro.....	1980
20.....	J.R. Richard.....	1976
20.....	Larry Dierker.....	1969

Single-Season Defeats

20.....	Turk Farrell.....	1962
18.....	Doug Drabek.....	1993
18.....	Bob Bruce.....	1965
17.....	Lucas Harrell.....	2013
17.....	*Bob Knepper.....	1987
17.....	*Denny Lemaster.....	1969
17.....	Ken Johnson.....	1963
16.....	Accomplished 10 times.....	

Single-Season Walks

151.....	J.R. Richard.....	1976
141.....	J.R. Richard.....	1978
138.....	J.R. Richard.....	1975
117.....	*Jerry Reuss.....	1973
109.....	Nolan Ryan.....	1982
107.....	Joe Niekro.....	1979
104.....	J.R. Richard.....	1977
101.....	Mike Hampton.....	1999
101.....	Joe Niekro.....	1983
101.....	Nolan Ryan.....	1983

Single-Season Strikeouts

326.....	Gerrit Cole.....	2019
313.....	J.R. Richard.....	1979
306.....	Mike Scott.....	1986
303.....	J.R. Richard.....	1978
300.....	Justin Verlander.....	2019
290.....	Justin Verlander.....	2018
276.....	Gerrit Cole.....	2018
270.....	Nolan Ryan.....	1987
245.....	Nolan Ryan.....	1982
235.....	Don Wilson.....	1969

Single-Season Hits Allowed

271.....	*Jerry Reuss.....	1973
268.....	Joe Niekro.....	1980
264.....	*Dave A. Roberts.....	1973
263.....	Larry Dierker.....	1970
257.....	Shane Reynolds.....	1998
256.....	Jose Lima.....	1999
253.....	*Bob Knepper.....	1985
251.....	Jose Lima.....	2000
250.....	Shane Reynolds.....	1999
247.....	Chris Holt.....	2000

Single-Season Runs Allowed

152.....	Jose Lima.....	2000
131.....	Chris Holt.....	2000
124.....	Larry Dierker.....	1970
123.....	*Jerry Reuss.....	1973
119.....	*Bob Knepper.....	1985
119.....	Joe Niekro.....	1980
119.....	Don Wilson.....	1969
118.....	*Bob Knepper.....	1987
117.....	Scott Elarton.....	2000
116.....	Brett Myers.....	2011

Single-Season Earned Runs

145.....	Jose Lima.....	2000
123.....	Chris Holt.....	2000
116.....	*Jerry Reuss.....	1973
116.....	Larry Dierker.....	1970
112.....	Brandon Backe.....	2008
110.....	Woody Williams.....	2007
107.....	Brett Myers.....	2011
104.....	*Bob Knepper.....	1987
103.....	Scott Elarton.....	2000
103.....	Larry Dierker.....	1975
103.....	Dave Giusti.....	1967

Single-Season Home Runs

48.....	Jose Lima.....	2000
36.....	Justin Verlander.....	2019
36.....	Brandon Backe.....	2008
35.....	Woody Williams.....	2007
34.....	Jose Lima.....	1998
32.....	Mike Fiers.....	2017
31.....	Brett Myers.....	2011
31.....	Wade Miller.....	2001
31.....	Larry Dierker.....	1970
30.....	Jose Lima.....	1999

Single-Season Shutouts

6.....	*Dave A. Roberts.....	1973
5.....	Mike Scott.....	1988
5.....	Mike Scott.....	1986
5.....	*Bob Knepper.....	1986
5.....	Joe Niekro.....	1982
5.....	*Bob Knepper.....	1981
5.....	Joe Niekro.....	1979
5.....	Larry Dierker.....	1972
4.....	Accomplished 11 times.....	

Single-Season Saves

44.....	Jose Valverde.....	2008
44.....	*Billy Wagner.....	2003
42.....	Brad Lidge.....	2005
39.....	*Billy Wagner.....	2001
39.....	*Billy Wagner.....	1999
38.....	Roberto Osuna.....	2019
36.....	Doug Jones.....	1992
35.....	*Billy Wagner.....	2002
34.....	Ken Giles.....	2017
33.....	Dave Smith.....	1986

Single-Season ERA

1.69.....	Nolan Ryan.....	1981
1.87.....	Roger Clemens.....	2005
2.18.....	*Bob Knepper.....	1981
2.21.....	Danny Darwin.....	1990
2.22.....	*Mike Cuellar.....	1966
2.22.....	Mike Scott.....	1986
2.33.....	Larry Dierker.....	1969
2.39.....	*Andy Pettitte.....	2005
2.45.....	Don Wilson.....	1971
2.47.....	Joe Niekro.....	1982

Note: ERA based on one inning pitched times number of games played by club.

* - denotes left-handed pitcher

ASTROS ALL-TIME TOP 10 PITCHING CHARTS: CAREER

Career Appearances

563.....	Dave Smith.....	1980-90
464.....	*Billy Wagner.....	1995-2003
421.....	Ken Forsch.....	1970-80
397.....	Joe Niekro.....	1975-85
380.....	Chad Qualls.....	2004-15
378.....	Brad Lidge.....	2002-07
353.....	*Joe Sambito.....	1976-84
345.....	Larry Dierker.....	1964-76
309.....	Will Harris.....	2015-19
303.....	Roy Oswalt.....	2001-10

Career Games Started

320.....	Larry Dierker.....	1964-76
301.....	Joe Niekro.....	1975-85
291.....	Roy Oswalt.....	2001-10
282.....	Nolan Ryan.....	1980-88
267.....	*Bob Knepper.....	1981-89
259.....	Mike Scott.....	1983-91
248.....	Shane Reynolds.....	1992-02
245.....	Don Wilson.....	1966-74
221.....	J.R. Richard.....	1971-81
218.....	*Wandy Rodriguez.....	2005-12

Career Complete Games

106.....	Larry Dierker.....	1964-76
82.....	Joe Niekro.....	1975-85
78.....	Don Wilson.....	1966-74
76.....	J.R. Richard.....	1971-81
42.....	Mike Scott.....	1983-91
41.....	*Bob Knepper.....	1981-89
41.....	Turk Farrell.....	1962-67
38.....	Nolan Ryan.....	1980-88
38.....	*Mike Cuellar.....	1965-68
36.....	Ken Forsch.....	1970-80

Career Innings Pitched

2294.1.....	Larry Dierker.....	1964-76
2270.0.....	Joe Niekro.....	1975-85
1932.1.....	Roy Oswalt.....	2001-10
1854.2.....	Nolan Ryan.....	1980-88
1748.1.....	Don Wilson.....	1966-74
1738.0.....	*Bob Knepper.....	1981-89
1704.0.....	Mike Scott.....	1983-91
1622.1.....	Shane Reynolds.....	1992-2002
1606.0.....	J.R. Richard.....	1971-81
1493.2.....	Ken Forsch.....	1970-80

Career Victories

144.....	Joe Niekro.....	1975-85
143.....	Roy Oswalt.....	2001-10
137.....	Larry Dierker.....	1964-76
110.....	Mike Scott.....	1983-91
107.....	J.R. Richard.....	1971-81
106.....	Nolan Ryan.....	1980-88
104.....	Don Wilson.....	1966-74
103.....	Shane Reynolds.....	1992-2003
93.....	*Bob Knepper.....	1981-89
80.....	*Wandy Rodriguez.....	2005-12

Career Defeats

117.....	Larry Dierker.....	1964-76
116.....	Joe Niekro.....	1975-85
100.....	*Bob Knepper.....	1981-89
94.....	Nolan Ryan.....	1980-88
92.....	Don Wilson.....	1966-74
86.....	Shane Reynolds.....	1992-2002
84.....	*Wandy Rodriguez.....	2005-12
82.....	Roy Oswalt.....	2001-10
81.....	Ken Forsch.....	1970-80
81.....	Mike Scott.....	1983-91

Career Walks

818.....	Joe Niekro.....	1975-85
796.....	Nolan Ryan.....	1980-88
770.....	J.R. Richard.....	1971-81
695.....	Larry Dierker.....	1964-76
640.....	Don Wilson.....	1966-74
562.....	Darryl Kile.....	1991-97
521.....	*Bob Knepper.....	1981-89
505.....	Mike Scott.....	1983-91
454.....	*Wandy Rodriguez.....	2005-12
446.....	Roy Oswalt.....	2001-10

Career Strikeouts

1866.....	Nolan Ryan.....	1980-88
1593.....	Roy Oswalt.....	2001-10
1493.....	J.R. Richard.....	1971-81
1487.....	Larry Dierker.....	1964-76
1318.....	Mike Scott.....	1983-91
1309.....	Shane Reynolds.....	1992-2002
1283.....	Don Wilson.....	1966-74
1178.....	Joe Niekro.....	1975-85
1093.....	*Wandy Rodriguez.....	2005-12
973.....	Darryl Kile.....	1991-97

Career Hits Allowed

2090.....	Larry Dierker.....	1964-76
2052.....	Joe Niekro.....	1975-85
1865.....	Roy Oswalt.....	2001-10
1748.....	*Bob Knepper.....	1981-89
1738.....	Shane Reynolds.....	1992-2002
1479.....	Don Wilson.....	1966-74
1444.....	Mike Scott.....	1983-91
1441.....	Nolan Ryan.....	1980-88
1439.....	Ken Forsch.....	1970-80
1295.....	*Wandy Rodriguez.....	2005-12

Career Runs Allowed

934.....	Joe Niekro.....	1975-85
927.....	Larry Dierker.....	1964-76
812.....	*Bob Knepper.....	1981-89
785.....	Shane Reynolds.....	1992-2002
747.....	Roy Oswalt.....	2001-10
739.....	Nolan Ryan.....	1980-88
698.....	Don Wilson.....	1966-74
694.....	Mike Scott.....	1983-91
664.....	*Wandy Rodriguez.....	2005-12
625.....	J.R. Richard.....	1971-81

Career Earned Runs

837.....	Larry Dierker.....	1964-76
811.....	Joe Niekro.....	1975-85
712.....	Shane Reynolds.....	1992-2002
706.....	*Bob Knepper.....	1981-89
696.....	Roy Oswalt.....	2001-10
645.....	Nolan Ryan.....	1980-88
625.....	Mike Scott.....	1983-91
611.....	Don Wilson.....	1966-74
587.....	*Wandy Rodriguez.....	2005-12
562.....	J.R. Richard.....	1971-81

Career Home Runs

177.....	Larry Dierker.....	1964-76
171.....	Shane Reynolds.....	1992-2002
167.....	Roy Oswalt.....	2001-10
148.....	*Bob Knepper.....	1981-89
147.....	*Wandy Rodriguez.....	2005-12
144.....	Mike Scott.....	1983-91
139.....	Joe Niekro.....	1975-85
133.....	Jose Lima.....	1997-00
119.....	Don Wilson.....	1966-74
115.....	*Dallas Keuchel.....	2012-18

Career Shutouts

25.....	Larry Dierker.....	1964-76
21.....	Mike Scott.....	1983-91
21.....	Joe Niekro.....	1975-85
20.....	Don Wilson.....	1966-74
19.....	J.R. Richard.....	1971-81
18.....	*Bob Knepper.....	1981-89
13.....	Nolan Ryan.....	1980-88
11.....	*Dave A. Roberts.....	1972-75
9.....	Tom Griffin.....	1969-76
9.....	Ken Forsch.....	1970-80

Career Saves

225.....	*Billy Wagner.....	1995-2003
199.....	Dave Smith.....	1980-90
123.....	Brad Lidge.....	2002-07
76.....	Fred Gladding.....	1968-73
72.....	*Joe Sambito.....	1976-84
69.....	Jose Valverde.....	2008-09
62.....	Doug Jones.....	1992-93
61.....	Ken Giles.....	2016-18
50.....	Roberto Osuna.....	2018-19
50.....	Ken Forsch.....	1970-80

Career ERA

3.13.....	Nolan Ryan.....	1980-88
3.15.....	Don Wilson.....	1966-74
3.15.....	J.R. Richard.....	1971-80
3.22.....	Joe Niekro.....	1975-85
3.24.....	Roy Oswalt.....	2001-10
3.28.....	Larry Dierker.....	1964-76
3.30.....	Mike Scott.....	1983-91
3.66.....	*Bob Knepper.....	1981-89
3.95.....	Shane Reynolds.....	1992-2002

BATTING LEADERS YEAR-BY-YEAR

YEAR	AVG. [^]	HITS	HR	RBI
1962	Mejias .286	Mejias 162	Mejias 24	Mejias 76
1963	Spangler .281	Warwick 134	Bateman 10	Bateman 59
1964	Aspromonte .280	Aspromonte 155	Bond 20	Bond 85
1965	Wynn .275	Morgan 163	Wynn 22	Wynn 73
1966	Jackson .292	Jackson 174	Wynn 18	Bateman 70
1967	Staub .333	Staub 182	Wynn 37	Wynn 107
1968	Staub .291	Staub 172	Wynn 26	Staub 72
1969	Menke .269	Menke 149	Wynn 33	Menke 90
1970	Menke .304	Menke 171	Wynn 27	Menke 92
1971	Watson .288	Cedeno 161	Morgan 13	Cedeno 81
1972	Cedeno .320	Cedeno 179	May 29	May 98
1973	Cedeno .320	Watson 179	May 28	May 105
1974	Gross .314	Gross 185	Cedeno 26	Cedeno 102
1975	Watson .324	Watson 157	Johnson 20	Watson 85
1976	Watson .313	Watson 183	Cedeno 18	Watson 102
1977	Cruz .299	Cabell 176	Watson 22	Watson 110
1978	Cruz .315	Cabell 195	Watson 14	Cruz 83
1979	Cruz .289	Puhl 172	Cruz 9	Cruz 72
1980	Cedeno .309	Cruz 185	Puhl 13	Cruz 91
1981	Howe .296	Cruz 109	Cruz 13	Cruz 55
1982	Knight .294	Knight 179	Garner 13	Garner 83
1983	Cruz .318	Cruz 189	Thon 20	Cruz 92
1984	Cruz .312	Cruz 187	Cruz 12	Cruz 95
1985	Cruz .300	Doran 166	Davis 20	Cruz 79
1986	Bass .311	Bass 184	Davis 31	Davis 101
1987	Hatcher .296	Doran 177	Davis 27	Davis 93
1988	Ramirez .276	Ramirez 156	Davis 30	Davis 99
1989	Davis .269	Davis 156	Davis 34	Davis 89
1990	Biggio .276	Biggio 153	Stubbs 23	Stubbs 71
1991	Biggio .295	Finley 170	Bagwell 15	Bagwell 82
1992	Caminiti .294	Finley 177	Anthony 19	Bagwell 96
1993	Bagwell .320	Biggio 175	Biggio 21	Bagwell 88
1994	Bagwell .368*	Bagwell 147	Bagwell 39	Bagwell 116
1995	Bell .334	Biggio 167	Bagwell 22	Bagwell 87
1996	Bagwell .315	Bagwell 179	Bagwell 31	Bagwell 120
1997	Biggio .309	Biggio 191	Bagwell 43	Bagwell 135
1998	Biggio .325	Biggio 210	Alou 38	Alou 124
1999	Everett .325	Biggio 188	Bagwell 42	Bagwell 126
2000	Alou .355	Bagwell 183	Bagwell 47*	Bagwell 132
2001	Alou/Berkman .331	Berkman 191	Bagwell 39	Bagwell 130
2002	Berkman .292	Berkman 169	Berkman 42	Berkman 128
2003	Hidalgo .309	Bagwell 168	Bagwell 39	Bagwell 100
2004	Berkman .316	Biggio 178	Berkman 30	Kent 107
2005	Berkman .293	Taveras 172	Ensberg 36	Ensberg 101
2006	Berkman .315	Berkman 169	Berkman 45	Berkman 136*
2007	Lee .303	Lee 190	Berkman 34	Lee 119
2008	Berkman .312	Tejada 179	Berkman 29	Berkman 106
2009	Tejada .313	Tejada 199	Lee 26	Lee 102
2010	Keppinger .288	Pence 173	Pence 25	Pence 91
2011	Lee .275	Lee 161	Lee 18	Lee 94
2012	Altuve .290	Altuve 167	Maxwell 18	Martinez 55
2013	Altuve .283	Altuve 177	Carter 29	Carter 82
2014	Altuve .341	Altuve 225*	Carter 37	Carter 88
2015	Altuve .313	Altuve 200	Gattis 27	Gattis 88
2016	Altuve .338	Altuve 216	Gattis 32	Altuve/Correa 96
2017	Altuve .346	Altuve 204	Springer 34	Gonzalez 90
2018	Altuve .316	Bregman 170	Bregman 31	Bregman 103
2019	Brantley .311	Brantley 179	Bregman 41	Bregman 112

*denotes club record, ^-qualifying players only

PITCHING LEADERS YEAR-BY-YEAR

YEAR		WINS		LOSSES		IP		ERA [^]
1962	Bruce/Farrell	10	Farrell	20*	Farrell	241.2	Farrell	3.01
1963	Farrell	14	Johnson	17	Johnson	224.0	Johnson	2.65
1964	Bruce	15	Johnson	16	Johnson	218.0	Bruce	2.76
1965	Farrell	11	Bruce	18	Bruce	229.2	Farrell	3.50
1966	Giusti	15	Giusti	14	Cuellar	227.1	Cuellar	2.22
1967	Cuellar	16	Giusti	15	Cuellar	246.1	Wilson	2.79
1968	Wilson	13	Wilson	16	Giusti	251.0	Cuellar	2.74
1969	Dierker	20	Lemaster	17	Dierker	305.1*	Dierker	2.33
1970	Dierker	16	Griffin	13	Dierker	269.2	Dierker	3.87
1971	Wilson	16	Billingham	16	Wilson	268.0	Wilson	2.45
1972	Dierker/Wilson	15	Reuss	13	Wilson	228.1	Wilson	2.68
1973	Roberts	17	Wilson	16	Reuss	279.1	Roberts	2.85
1974	Griffin	14	Wilson	13	Dierker	223.2	Dierker	2.90
1975	Dierker	14	Dierker	16	Dierker	232.0	Dierker	4.00
1976	Richard	20	Richard	15	Richard	291.0	Richard	2.75
1977	Richard	18	Lemongello	14	Richard	267.0	Richard	2.97
1978	Richard	18	Lemongello/Niekro	14	Richard	275.1	Richard	3.11
1979	Niekro	21	Richard	13	Richard	292.1	Richard	2.71
1980	Niekro	20	Forsch	13	Niekro	256.0	Forsch	3.20
1981	Ryan/Sutton	11	Niekro/Sutton	9	Niekro	166.0	Ryan	1.69*
1982	Niekro	17	Knepper	15	Niekro	270.0	Niekro	2.47
1983	Niekro	15	Niekro	14	Niekro	263.2	Ryan	2.98
1984	Niekro	16	Niekro	12	Niekro	248.1	Niekro	3.04
1985	Scott	18	Knepper	13	Knepper	241.0	Scott	3.29
1986	Scott	18	Knepper	12	Scott	275.1	Scott	2.22
1987	Scott	16	Knepper	17	Scott	247.2	Ryan	2.76
1988	Knepper/Scott	14	Deshaies	14	Ryan	220.0	Scott	2.92
1989	Scott	20	Clancy	14	Scott	229.0	Deshaies	2.91
1990	Darwin/Portugal	11	Gullickson	14	Deshaies	209.1	Darwin	2.21
1991	Harnisch	12	Deshaies, Portugal	12	Harnisch	216.2	Harnisch	2.70
1992	D. Jones	11	Harnisch/Kile	10	Harnisch	206.2	Harnisch	3.70
1993	Portugal	18	Drabek	18	Drabek	237.2	Portugal	2.77
1994	Drabek	12	Swindell	9	Drabek	164.2	Drabek	2.84
1995	Drabek	10	Kile	12	Reynolds	189.1	Hampton	3.35
	Reynolds	10						
	Swindell	10						
1996	Reynolds	16	Kile	11	Reynolds	239.0	Reynolds	3.65
1997	Kile	19	Holt	12	Kile	255.2	Kile	2.57
1998	Reynolds	19	Bergman	9	Lima/Reynolds	233.1	Hampton	3.36
1999	Hampton	22*	Reynolds	14	Lima	246.1	Hampton	2.90
2000	Elarton	17	Holt/Lima	16	Holt	207.0	Elarton	4.81
2001	Miller	16	Reynolds	11	Miller	212.0	Miller	3.40
2002	Oswalt	19	Mlicki	10	Oswalt	233.0	Oswalt	3.01
2003	Robertson	15	Redding	14	Miller	187.1	Redding	3.68
2004	Oswalt	20	Oswalt	10	Oswalt	237.0	Clemens	2.98
2005	Oswalt	20	Oswalt	12	Oswalt	241.2	Clemens	1.87
2006	Oswalt	15	Pettitte	13	Oswalt	220.2	Oswalt	2.98
2007	Oswalt	14	Williams	15	Oswalt	212.0	Oswalt	3.18
2008	Oswalt	17	Backe	14	Oswalt	208.2	Oswalt	3.54
2009	Rodriguez	14	Moehler/Rodriguez	12	Rodriguez	205.2	Rodriguez	3.02
2010	Myers	14	Oswalt/Rodriguez	12	Myers	223.2	Myers	3.14
2011	Rodriguez	11	Happ	15	Myers	216.0	Rodriguez	3.49
2012	Harrell	11	Norris	13	Harrell	193.2	Harrell	3.76
2013	Lyles	7	Harrell	17	Harrell/Keuchel	153.2	N/A	--
2014	Keuchel	12	Oberholtzer	13	Keuchel	200.0	Keuchel	2.93
2015	Keuchel	20	Keuchel	8	Keuchel	232.0	Keuchel	2.48
2016	McHugh	13	Fister	13	McHugh	184.2	McHugh	4.34
2017	Keuchel/Morton	14	Fiers	10	Fiers	153.1	N/A	--
2018	Verlander	16	Keuchel	11	Verlander	214.0	Verlander	2.52
2019	Verlander	21	Valdez	7	Verlander	223.0	Cole	2.50

*denotes club record, ^-qualifying players only

TABLE OF
CONTENTS

PLAYERS

PLAYER
AND
DEVELOPMENT

2019 REVIEW

OPPONENTS

HISTORY
AND
RECORDS

SPRING TRAINING

MEDIA
INFORMATIONMINUTE MAID
PARK

TEAM BATTING YEAR-BY-YEAR

Year	AVG.	AB	R	H	2B	3B	HR	RBI	S-SF	BB-I	SO	SB-CS	E
1962	.248	5558	592	1370	170	47	105	549	75-34	493-37	805	42-30	173
1963	.220	5384	464	1184	170	39	62	420	86-27	456-39	938	39-30	162
1964	.229	5303	495	1214	162	41	70	452	87-39	381-44	872	40-48	149
1965	.237	5483	569	1299	188	42	97	523	57-34	502-46	877	90-37	166
1966	.255	5511	612	1405	203	35	112	570	97-37	491-61	885	90-47	174
1967	.249	5506	626	1372	259	46	93	581	65-43	537-88	934	88-38	159
1968	.231	5336	510	1233	205	28	66	473	97-34	479-81	988	44-51	156
1969	.240	5348	676	1284	208	40	104	618	68-40	699-70	972	101-58	153
1970	.259	5574	744	1446	250	47	129	694	63-43	598-81	911	114-41	140
1971	.240	5492	585	1319	230	52	71	547	65-41	481-40	888	101-51	106
1972	.258	5268	708	1360	233	38	134	661	62-51	525-67	915	109-47	117
1973	.251	5532	681	1391	216	35	134	634	83-36	469-72	662	92-47	116
1974	.263	5489	653	1441	222	41	110	603	83-48	471-49	864	108-65	113
1975	.254	5515	664	1401	218	54	84	606	97-44	523-71	762	133-62	137
1976	.256	5464	625	1401	195	50	66	571	57-39	530-54	719	150-57	140
1977	.254	5530	680	1405	263	60	114	638	76-39	515-60	839	187-72	142
1978	.256	5458	603	1408	231	45	70	557	76-44	434-67	734	178-59	133
1979	.256	5394	583	1382	224	52	49	542	109-43	461-75	745	190-95	138
1980	.261	5566	637	1455	231	67	75	599	89-45	540-73	755	194-74	140
1981	.257	3693	394	984	160	35	45	369	79-35	340-49	488	81-43	87
1982	.247	5440	569	1342	236	48	74	533	68-46	435-67	830	140-61	136
1983	.257	5502	643	1412	239	60	97	615	81-54	517-71	869	164-95	147
1984	.264	5548	693	1465	222	67	79	640	87-55	494-57	837	105-61	133
1985	.261	5582	706	1457	261	42	121	666	66-44	477-63	873	96-56	159
1986	.255	5441	654	1388	244	32	125	613	53-41	536-78	916	163-75	130
1987	.253	5485	648	1386	238	28	122	603	58-50	526-52	936	162-46	116
1988	.244	5494	617	1338	239	31	96	575	77-44	474-67	840	198-71	138
1989	.239	5516	647	1316	239	28	97	598	83-44	530-62	860	144-62	142
1990	.242	5379	573	1301	209	32	94	536	79-41	548-64	997	179-83	131
1991	.244	5504	605	1345	240	43	79	570	63-43	502-45	1027	125-68	161
1992	.246	5480	608	1350	255	38	96	582	88-40	506-65	1025	139-54	114
1993	.267	5464	716	1459	288	37	138	656	82-47	497-58	911	103-60	126
1994	.278	3955	602	1099	252	25	120	573	73-35	394-58	718	124-44	76
1995	.275	5097	747	1403	260	22	109	694	78-47	556-58	992	176-60	121
1996	.262	5508	753	1445	297	29	129	703	68-55	554-64	1057	180-63	138
1997	.259	5502	777	1427	314	40	133	720	74-53	633-63	1085	171-74	131
1998	.280	5641	874	1578	326	28	166	818	58-49	621-52	1122	155-51	108
1999	.267	5485	823	1463	293	23	168	784	79-58	728-57	1138	166-75	106
2000	.278	5570	938	1547	289	36	249	900	57-61	673-57	1129	114-52	133
2001	.271	5528	847	1500	313	29	208	805	71-56	581-52	1119	64-49	110
2002	.262	5503	749	1441	291	32	167	719	64-37	589-57	1120	71-27	83
2003	.263	5583	805	1466	308	30	191	763	61-38	557-44	1021	66-30	95
2004	.267	5468	803	1458	294	36	187	756	98-52	590-54	999	89-30	128
2005	.256	5462	693	1400	281	32	161	654	82-42	481-43	1037	115-44	89
2006	.255	5521	735	1407	275	27	174	708	100-46	585-54	1076	79-36	80
2007	.260	5605	723	1457	293	30	167	700	77-40	547-40	1043	65-33	103
2008	.263	5451	712	1432	284	22	167	684	57-41	449-42	1051	114-52	67
2009	.260	5436	643	1415	270	32	142	616	66-45	448-37	990	113-44	78
2010	.247	5452	611	1348	252	25	108	577	75-29	415-27	1025	100-36	103
2011	.258	5598	615	1442	309	28	95	579	66-37	401-34	1164	118-33	116
2012	.236	5407	583	1276	238	28	146	545	54-30	463-19	1365	105-46	118
2013	.240	5457	610	1307	266	16	148	566	46-38	426-17	1535	110-61	125
2014	.242	5447	629	1317	240	19	163	596	36-58	495-27	1442	122-37	106
2015	.250	5459	729	1363	278	26	230	691	28-43	486-22	1392	121-48	85
2016	.247	5545	724	1367	291	29	198	689	27-31	554-31	1452	102-44	77
2017	.282	5611	896	1581	346	20	238	854	11-61	509-27	1087	98-42	99
2018	.255	5453	797	1390	278	18	205	763	14-45	565-19	1197	71-26	63
2019	.274	5613	920	1538	323	28	288	891	10-57	645-17	1166	67-27	71



TEAM PITCHING YEAR-BY-YEAR

Year	W-L	ERA	G	GS	CG	SHO	SV	IP	H	R	ER	HR	HB	BB-I	SO
1962	64-96	3.83	160	160	34	9	NA	1453.2	1446	717	618	113	37	471-19	1047
1963	66-96	3.44	162	162	36	16	NA	1450.1	1341	640	554	95	35	378-23	937
1964	66-96	3.41	162	162	30	9	29	1428.0	1421	628	541	105	28	353-53	852
1965	65-97	3.84	162	162	29	7	20	1461.1	1459	711	624	123	40	388-68	931
1966	72-90	3.76	162	162	34	13	21	1443.2	1468	695	603	130	34	391-44	929
1967	69-93	4.03	162	162	35	8	17	1445.2	1444	742	647	120	43	485-47	1060
1968	72-90	3.26	162	162	50	12	17	1447.0	1362	588	524	68	36	479-85	1021
1969	81-81	3.60	162	162	52	11	34	1436.0	1347	668	574	111	35	547-65	1221
1970	79-83	4.23	162	162	36	6	35	1456.0	1491	763	685	131	41	577-45	942
1971	79-83	3.13	162	162	43	10	25	1471.1	1318	567	512	75	60	476-51	914
1972	84-69	3.78	153	153	38	14	31	1358.0	1339	639	581	114	38	498-31	972
1973	82-80	3.78	162	162	45	14	25	1460.2	1389	672	662	111	29	575-64	907
1974	81-81	3.46	162	162	36	18	18	1450.2	1396	632	558	84	37	601-56	738
1975	64-97	4.03	161	161	39	6	25	1458.0	1436	711	653	106	38	679-43	839
1976	80-82	3.56	162	162	42	17	29	1444.1	1349	657	571	82	25	662-43	780
1977	81-81	3.54	162	162	37	11	28	1465.2	1384	650	576	110	25	545-33	871
1978	74-88	3.63	162	162	48	17	23	1440.1	1328	634	581	86	31	578-54	930
1979	89-73	3.19	162	162	55	19	31	1447.2	1278	582	514	90	24	504-24	854
1980	93-70	3.10	163	163	31	18	41	1482.2	1367	589	511	69	25	466-26	929
1981	61-49	2.66	110	110	25	19	25	990.0	842	331	293	40	11	300-24	610
1982	77-85	3.42	162	162	37	16	31	1446.2	1338	620	549	87	33	479-40	899
1983	85-77	3.45	162	162	22	14	48	1466.1	1276	646	562	94	27	570-49	904
1984	80-82	3.32	162	162	24	13	29	1449.1	1350	630	534	91	17	502-58	950
1985	83-79	3.66	162	162	17	9	42	1458.0	1393	691	593	119	25	543-50	909
1986	96-66	3.15	162	162	18	19	51	1456.1	1203	569	509	116	23	523-60	1160
1987	76-86	3.84	162	162	13	13	33	1441.1	1363	678	615	141	26	525-61	1137
1988	82-80	3.41	162	162	21	15	40	1474.2	1339	631	558	123	37	478-73	1049
1989	86-76	3.64	162	162	19	12	38	1479.1	1379	669	599	105	25	551-94	965
1990	75-87	3.61	162	162	12	6	37	1450.0	1396	656	581	130	38	496-74	854
1991	65-97	4.00	162	162	7	13	36	1453.0	1347	717	646	129	29	651-62	1033
1992	81-81	3.72	162	162	5	12	45	1459.1	1386	668	603	114	38	539-60	978
1993	85-77	3.49	162	162	18	14	43	1441.1	1363	630	559	117	41	476-52	1056
1994	66-49	3.97	115	115	9	6	29	1029.2	1043	503	454	102	34	367-34	739
1995	76-68	4.06	144	144	6	8	32	1320.1	1357	674	596	118	50	460-52	1056
1996	82-80	4.37	162	162	13	4	35	1447.0	1541	792	702	154	70	539-60	1163
1997	84-78	3.66	162	162	16	12	37	1459.0	1379	660	594	134	52	511-25	1138
1998	102-60	3.50	162	162	12	11	44	1471.1	1435	620	572	147	42	465-25	1187
1999	97-65	3.83	162	162	12	8	48	1458.2	1485	675	620	128	40	478-17	1204
2000	72-90	5.42	162	162	8	2	30	1437.2	1596	944	865	234	60	598-25	1064
2001	93-69	4.37	162	162	7	6	48	1454.2	1453	769	707	221	70	486-22	1228
2002	84-78	4.00	162	162	2	11	43	1445.0	1423	695	643	151	55	546-78	1219
2003	87-75	3.86	162	162	1	5	50	1450.0	1350	677	622	161	74	565-53	1139
2004	92-70	4.05	162	162	2	13	47	1443.0	1416	698	650	174	68	525-61	1282
2005	89-73	3.51	163	163	6	11	45	1443.0	1336	609	563	155	59	440-29	1164
2006	82-80	4.08	162	162	5	12	42	1468.2	1425	719	666	182	54	480-65	1160
2007	73-89	4.68	162	162	2	6	38	1464.2	1566	813	761	206	63	510-62	1109
2008	86-75	4.36	161	161	4	13	48	1425.1	1453	743	691	197	50	492-53	1095
2009	74-88	4.54	162	162	5	10	39	1430.0	1521	770	722	176	50	546-56	1144
2010	76-86	4.09	162	162	4	11	45	1439.1	1446	729	654	140	40	548-39	1210
2011	56-106	4.51	162	162	2	6	25	1435.0	1477	796	719	188	53	560-59	1191
2012	55-107	4.56	162	162	3	2	31	1423.1	1493	794	721	173	48	540-40	1170
2013	51-111	4.79	162	162	2	1	32	1440.0	1530	848	766	191	56	616-32	1084
2014	70-92	4.11	162	162	7	3	31	1438.2	1437	723	657	139	52	484-32	1137
2015	86-76	3.57	162	162	5	13	39	1441.0	1308	618	572	148	43	423-17	1280
2016	84-78	4.06	162	162	2	8	44	1468.0	1441	701	663	181	39	453-19	1396
2017	101-61	4.12	162	162	1	9	45	1446.0	1314	700	662	192	70	522-17	1593
2018	103-59	3.11	162	162	3	12	46	1455.0	1164	534	503	152	66	435-4	1687
2019	107-55	3.66	162	162	2	14	47	1462.1	1205	640	595	230	41	448-0	1671

TABLE OF
CONTENTS

PLAYERS

PLAYER
DEVELOPMENT

2019 REVIEW

OPPONENTS

HISTORY
AND RECORDS

SPRING TRAINING

MEDIA
INFORMATIONMINUTE MAID
PARK

HITTING STREAKS YEAR-BY-YEAR

1962	Roman Mejias 16; Joey Amalfitano, Norm Larker and Carl Warwick 12; Bob Lillis 11; Bob Aspromonte 10.
1963	Al Spangler 14.
1964	Walt Bond, Jerry Grote and Bob Aspromonte 11.
1965	Bob Aspromonte , Rusty Staub (twice) and Jimmy Wynn 12; Bob Aspromonte 11; Bob Aspromonte 10.
1966	Rusty Staub 17; Sonny Jackson 15; Bob Aspromonte 12; Sonny Jackson 11.
1967	Rusty Staub 20; Rusty Staub 14; Bob Aspromonte 12; Joe Morgan 11.
1968	Jim Wynn 16; Jose Herrera and Jim Wynn 11; Rusty Staub and Jim Wynn 10.
1969	Denis Menke 14; Jesus Alou 12; Jose Morgan and Denis Menke 11; Curt Blefary 10.
1970	Doug Rader 17; Cesar Cedeno 14; Denis Menke 11; Bob Watson and Jesus Alou 10.
1971	Joe Morgan 16; Jesus Alou (twice), Cesar Cedeno, Jimmy Wynn and Doug Rader 10.
1972	Cesar Cedeno 14; Tommy Helms 13; Lee May 12; John Edwards 10.
1973	Lee May 21; Bob Watson 19; Bob Gallagher 12; Cesar Cedeno (twice) and Roger Metzger 11; Tommy Helms and Bob Watson (twice) 10.
1974	Cesar Cedeno 13; Tommy Helms, Cesar Cedeno and Greg Gross 11.
1975	Bob Watson 13; Bob Watson and Wilbur Howard 12; Greg Gross and Cesar Cedeno 11; Cesar Cedeno, Jose Cruz and Greg Gross 10.
1976	Cesar Cedeno 19; Rob Andrews 13; Jose Cruz and Cesar Cedeno 11; Enos Cabell 10.
1977	Cesar Cedeno 22; Terry Puhl 17; Jose Cruz 13; Art Howe and Jose Cruz 11; Enos Cabell 10.
1978	Terry Puhl 18; Bob Watson 17; Enos Cabell 14; Jose Cruz, Art Howe and Terry Puhl 11; Bob Watson 10.
1979	Enos Cabell, Jose Cruz and Craig Reynolds 15; Rafael Landestoy, Terry Puhl (twice) and Bob Watson 12; Art Howe and Jeff Leonard 10.
1980	Cesar Cedeno, Enos Cabell and Joe Morgan 11; Denny Walling and Enos Cabell 10.
1981	Art Howe 23; Tony Scott 12; Kiko Garcia, Phil Garner and Terry Puhl 10.
1982	Dickie Thon 21; Ray Knight 16; Jose Cruz 14; Ray Knight (twice) 12; Ray Knight 11; Bill Doran 10.
1983	Jose Cruz 19; Jose Cruz, Ray Knight and Dickie Thon 12; Jose Cruz 10.
1984	Bill Doran 15; Craig Reynolds 14; Kevin Bass and Jose Cruz 12; Jose Cruz and Jerry Mumphy 11; Alan Ashby, Jose Cruz and Bill Doran 10.
1985	Jose Cruz, Jerry Mumphy and Denny Walling 12; Bill Doran 11; Bill Doran 10.
1986	Kevin Bass 20; Billy Hatcher 15; Kevin Bass 13; Denny Walling 12; Bill Doran and Kevin Bass 11.
1987	Billy Hatcher 16; Bill Doran 14; Gerald Young 11; Glenn Davis and Gerald Young 10.
1988	Rafael Ramirez and Gerald Young 12; Glenn Davis (twice) 11; Bill Doran and Billy Hatcher 10.
1989	Craig Biggio 12; Ken Caminiti, Rafael Ramirez and Gerald Young 10.
1990	Craig Biggio 10.
1991	Jeff Bagwell 13; Jeff Bagwell 12; Jeff Bagwell, Craig Biggio and Steve Finley 10.
1992	Ken Caminiti 12; Jeff Bagwell and Steve Finley (twice) 11.
1993	Jeff Bagwell and Luis Gonzalez 14; Jeff Bagwell (twice) 11; Jeff Bagwell and Ken Caminiti (twice) 10.
1994	Jeff Bagwell 18; Ken Caminiti 14; Jeff Bagwell 11; Craig Biggio and James Mouton 10.
1995	Jeff Bagwell, Brian Hunter and Tony Eusebio 12; Brian Hunter 11; Craig Shipley, Tony Eusebio, Orlando Miller and Mike Simms 10.
1996	Jeff Bagwell 14; Derek Bell 11.
1997	Luis Gonzalez 23; Craig Biggio 14; Jeff Bagwell and Bill Spiers 12; Chuck Carr 11; Brad Ausmus 10.
1998	Derek Bell 14; Jeff Bagwell 13; Jeff Bagwell and Derek Bell 11; Craig Biggio and Derek Bell 10.
1999	Jeff Bagwell and Ken Caminiti 14; Craig Biggio 13; Craig Biggio and Carl Everett 11; Jeff Bagwell (twice) and Tim Bogar 10.
2000	Tony Eusebio 24; Jeff Bagwell 18; Craig Biggio 16; Richard Hidalgo 15; Richard Hidalgo and Julio Lugo 14; Moises Alou and Jeff Bagwell 12; Jeff Bagwell (twice) and Bill Spiers 10.
2001	Moises Alou 23, Lance Berkman 21, Craig Biggio 18; Jeff Bagwell, Richard Hidalgo and Craig Biggio 12; Craig Biggio 11.
2002	Jeff Bagwell 15, Daryle Ward 15, Craig Biggio, Jose Vizcaino, Brad Ausmus and Jeff Bagwell 10.
2003	Lance Berkman 18, Geoff Blum 16, Jeff Kent (twice) 13; Lance Berkman and Craig Biggio 10.
2004	Jeff Kent 25; Craig Biggio 14; Jeff Bagwell, Craig Biggio and Adam Everett 11; Adam Everett 10.
2005	Lance Berkman, Chris Burke, and Morgan Ensberg 11; Willy Taveras 10.
2006	Willy Taveras 30*; Lance Berkman and Willy Taveras 11; Morgan Ensberg and Luke Scott 10.
2007	Mark Loretta 15; Lance Berkman 11; Lance Berkman, Carlos Lee, Mike Lamb, Morgan Ensberg and Luke Scott 10.
2008	Lance Berkman 17; Hunter Pence 16; Ty Wigginton 15; Hunter Pence and Miguel Tejada 13; Miguel Tejada 12; Carlos Lee (twice) and Hunter Pence 11; Lance Berkman, Kazuo Matsui and Miguel Tejada 10.
2009	Miguel Tejada 21; Miguel Tejada 17; Carlos Lee 12; Lance Berkman, Michael Bourn and Miguel Tejada 11; Carlos Lee 10.
2010	Chris Johnson 14; Hunter Pence 14; Michael Bourn 12; Jeff Keppinger 10; Carlos Lee 10; Hunter Pence 10; Angel Sanchez 10.
2011	Hunter Pence 23; Hunter Pence 15; Carlos Lee 14; Michael Bourn 13; Michael Bourn 12; Michael Bourn, Hunter Pence, Humberto Quintero, and Brett Wallace 11; Jeff Keppinger and Carlos Lee 10.
2012	Justin Maxwell 10.
2013	Robbie Grossman 14; Jason Castro 12; Jose Altuve 11; Robbie Grossman 10.
2014	Jose Altuve 14; Chris Carter and Jose Altuve (twice) 12; George Springer 11; Robbie Grossman 10.
2015	Jose Altuve and George Springer 14; Chris Carter 12; Jake Marisnick and Jose Altuve 11.
2016	Carlos Correa and Marwin Gonzalez 13; Jose Altuve (twice) 12; Carlos Correa and Jose Altuve 11; George Springer, Alex Bregman, Jose Altuve and George Springer 10.
2017	Jose Altuve 19; Carlos Correa 15; Alex Bregman 14; George Springer 13; George Springer 12; Evan Gattis, Marwin Gonzalez (twice) and Yuli Gurriel 11; Alex Bregman and Carlos Correa 10.
2018	Yuli Gurriel 13 (twice); Alex Bregman 12; Carlos Correa 12; Yuli Gurriel 12; Jose Altuve 11; Alex Bregman 11; Yuli Gurriel 11; Alex Bregman 10.
2019	Michael Brantley (19); Yuli Gurriel 18; Carlos Correa 16; Michael Brantley 12; Yuli Gurriel 11; Jose Altuve 10.

**10 or more games

*Franchise Record

TOP ALL-TIME HITTING STREAKS

Willy Taveras	30-2006
Jeff Kent	25-2004
Tony Eusebio	24-2000
Hunter Pence	23-2011
Moises Alou	23-2001
Luis Gonzalez	23-1997
Art Howe	23-1981
Cesar Cedeno	22-1977
Miguel Tejada	21-2009
Lance Berkman	21-2001
Dickie Thon	21-1982
Lee May	21-1973
Kevin Bass	20-1986
Rusty Staub	20-1967

DOUBLE-DIGIT ROOKIE HOMERS

1.	Yordan Alvarez	27	2019
2.	Carlos Correa	22	2015
3.	Lance Berkman	21	2000
4.	George Springer	20	2014
	Glenn Davis	20	1985
6.	Yuli Gurriel	18	2017
7.	Hunter Pence	17	2007
8.	Jeff Bagwell	15	1991
9.	Jon Singleton	14	2014
	Mitch Meluskey	14	2000
	Joe Morgan	14	1965
12.	Preston Tucker	13	2015
	Luis Gonzalez	13	1991
14.	Bob Aspromonte	12	1962
15.	Chris Johnson	11	2010
	Chris Truby	11	2000
17.	Luke Scott	10	2006
	Julio Lugo	10	2000
	Cliff Johnson	10	1974
	John Bateman	10	1963

30 HOME RUNS • 100 RBI • 100 RUNS SCORED • .300 HITTERS

30 HOME RUN SEASONS

1.	Jimmy Wynn	37	1967
2.	Jimmy Wynn	33	1969
3.	Glenn Davis	31	1986
4.	Glenn Davis	30	1988
5.	Glenn Davis	34	1989
6.	Jeff Bagwell	39	1994
7.	Jeff Bagwell	31	1996
8.	Jeff Bagwell	43	1997
9.	Moises Alou	38	1998
10.	Jeff Bagwell	34	1998
11.	Jeff Bagwell	42	1999
12.	Jeff Bagwell	47	2000
13.	Richard Hidalgo	44	2000
14.	Jeff Bagwell	39	2001
15.	Lance Berkman	34	2001
16.	Lance Berkman	42	2002
17.	Jeff Bagwell	31	2002
18.	Jeff Bagwell	39	2003
19.	Moises Alou	30	2001
20.	Lance Berkman	30	2004
21.	Morgan Ensberg	36	2005
22.	Lance Berkman	45	2006
23.	Lance Berkman	34	2007
24.	Carlos Lee	32	2007
25.	Chris Carter	37	2014
26.	Evan Gattis	32	2016
27.	George Springer	34	2017
28.	Alex Bregman	31	2018
29.	Jose Altuve	31	2019
30.	Alex Bregman	41	2019
31.	Yuli Gurriel	31	2019
32.	George Springer	39	2019

100 RBI SEASONS

1.	Jimmy Wynn	107	1967
2.	Lee May	105	1973
3.	Cesar Cedeno	102	1974
4.	Bob Watson	102	1976
5.	Bob Watson	110	1977
6.	Glenn Davis	101	1986
7.	Jeff Bagwell	116	1994
8.	Jeff Bagwell	120	1996
9.	Derek Bell	113	1996
10.	Jeff Bagwell	135	1997
11.	Moises Alou	124	1998
12.	Jeff Bagwell	111	1998
13.	Derek Bell	108	1998
14.	Jeff Bagwell	126	1999
15.	Carl Everett	108	1999
16.	Jeff Bagwell	132	2000
17.	Richard Hidalgo	122	2000
18.	Moises Alou	114	2000
19.	Jeff Bagwell	130	2001
20.	Lance Berkman	126	2001
21.	Moises Alou	108	2001
22.	Lance Berkman	128	2002
23.	Jeff Bagwell	100	2003
24.	Jeff Kent	107	2004
25.	Lance Berkman	106	2004
26.	Morgan Ensberg	101	2005
27.	Lance Berkman	136	2006
28.	Carlos Lee	119	2007
29.	Lance Berkman	102	2007
30.	Lance Berkman	106	2008
31.	Carlos Lee	100	2008
32.	Carlos Lee	102	2009
33.	Alex Bregman	103	2018
34.	Alex Bregman	112	2019
35.	Yuli Gurriel	104	2019

The lists below include all instances in Houston franchise history in which a player has recorded 30 home runs, 100 RBI, 100 runs scored, or a .300 average (qualifiers only) in one season.

.300 AVERAGE SEASONS

1.	Rusty Staub	333	1967
2.	Denis Menke	304	1970
3.	Cesar Cedeno	320	1972
4.	Bob Watson	312	1972
5.	Cesar Cedeno	320	1973
6.	Bob Watson	312	1973
7.	Greg Gross	314	1974
8.	Bob Watson	324	1975
9.	Bob Watson	313	1976
10.	Jose Cruz	315	1978
11.	Cesar Cedeno	309	1980
12.	Jose Cruz	302	1980
13.	Jose Cruz	318	1983
14.	Ray Knight	304	1983
15.	Jose Cruz	312	1984
16.	Terry Puhl	301	1984
17.	Jose Cruz	300	1985
18.	Kevin Bass	311	1986
19.	Jeff Bagwell	320	1993
20.	Luis GonzaleZ	300	1993
21.	Jeff Bagwell	368	1994
22.	Craig Biggio	318	1994
23.	Derek Bell	334	1995
24.	Craig Biggio	302	1995
25.	Jeff Bagwell	315	1996
26.	Craig Biggio	309	1997
27.	Craig Biggio	325	1998
28.	Derek Bell	314	1998
29.	Moises Alou	312	1998
30.	Jeff Bagwell	304	1998
31.	Carl Everett	325	1999
32.	Jeff Bagwell	304	1999
33.	Moises Alou	355	2000
34.	Richard Hidalgo	314	2000
35.	Jeff Bagwell	310	2000
36.	Moises Alou	331	2001
37.	Lance Berkman	331	2001
38.	Richard Hidalgo	309	2003
39.	Lance Berkman	316	2004
40.	Lance Berkman	315	2006
41.	Carlos Lee	303	2007
42.	Lance Berkman	312	2008
43.	Miguel Tejada	313	2009
44.	Carlos Lee	300	2009
45.	Jose Altuve	341	2014
46.	Jose Altuve	313	2015
47.	Jose Altuve	338	2016
48.	Jose Altuve	346	2017
49.	Josh Reddick	314	2017
50.	Marwin Gonzalez	303	2017
51.	Jose Altuve	316	2018
52.	Michael Brantley	311	2019

100 RUNS SCORED SEASONS

1.	Joe Morgan	100	1965
2.	Jimmy Wynn	102	1967
3.	Jimmy Wynn	113	1969
4.	Joe Morgan	102	1970
5.	Jimmy Wynn	117	1972
6.	Cesar Cedeno	103	1972
7.	Enos Cabell	101	1977
8.	Jeff Bagwell	104	1994
9.	Craig Biggio	123	1995
10.	Craig Biggio	113	1996
11.	Jeff Bagwell	111	1996
12.	Craig Biggio	146	1997
13.	Jeff Bagwell	109	1997
14.	Jeff Bagwell	124	1998
15.	Craig Biggio	123	1998
16.	Derek Bell	111	1998
17.	Moises Alou	104	1998
18.	Jeff Bagwell	143	1999
19.	Craig Biggio	123	1999
20.	Jeff Bagwell	152	2000
21.	Richard Hidalgo	118	2000
22.	Jeff Bagwell	126	2001
23.	Lance Berkman	110	2001
24.	Craig Biggio	118	2001
25.	Lance Berkman	106	2002
26.	Lance Berkman	110	2003
27.	Jeff Bagwell	109	2003
28.	Craig Biggio	102	2003
29.	Jeff Bagwell	104	2004
30.	Lance Berkman	104	2004
31.	Craig Biggio	100	2004
32.	Lance Berkman	114	2008
33.	George Springer	116	2016
34.	Jose Altuve	108	2016
35.	Jose Altuve	112	2017
36.	George Springer	112	2017
37.	Alex Bregman	105	2018
38.	George Springer	102	2018
39.	Alex Bregman	122	2019

ELITE COMPANY

Jeff Bagwell hit 43 home runs and stole 31 bases in 1997. He also hit 42 HR with 30 SB in 1999. Bagwell joins Barry Bonds as the only two players in Major League history to record as many as two 40HR/30SB seasons. Bagwell is also the only first baseman in Major League history with a "30-30" season, thanks to his efforts in 1997 and 1999.

MOST VALUABLE PLAYER • CY YOUNG • ROOKIE OF THE YEAR

Jose Altuve (AL) and **Jeff Bagwell** (NL) are the only players in franchise history to win Most Valuable Player awards. **Bagwell**, **Carlos Correa** (AL) and **Yordan Alvarez** (AL) are the only players in club history who have captured the Jackie Robinson Rookie of the Year award. Astros pitchers have captured the Cy Young Award four times, **Justin Verlander** in 2019 (AL), **Dallas Keuchel** in 2015 (AL), **Roger Clemens** in 2004 (NL) and **Mike Scott** in 1986 (NL). Listed below are all Astros who finished in the top 10 of the MVP voting or received consideration in one year for the circuit's Cy Young and Rookie of the Year honors.

CY YOUNG AWARD

J.R. Richard	1976	7th
J.R. Richard	1978	5th
Joe Niekro	1979	2nd
J.R. Richard	1979	3rd
Joe Niekro	1980	4th
Joe Sambito	1980	T-5th
Nolan Ryan	1981	4th
Nolan Ryan	1983	9th
Mike Scott	1986	1st
Nolan Ryan	1987	T-5th
Mike Scott	1987	7th
Mike Scott	1989	2nd
Mark Portugal	1993	T-6th
Doug Drabek	1994	T-4th
Shane Reynolds	1996	T-4th
Darryl Kile	1997	5th
Mike Hampton	1999	2nd
Jose Lima	1999	T-4th
Bill Wagner	1999	T-4th
Roy Oswalt	2001	5th
Roy Oswalt	2002	T-4th
Roger Clemens	2004	1st
Roy Oswalt	2004	3rd
Brad Lidge	2004	T-8th
Roger Clemens	2005	3rd
Roy Oswalt	2005	4th
Andy Pettitte	2005	T-5th
Roy Oswalt	2006	4th
Brett Myers	2010	T-10th
Dallas Keuchel	2015	1st
Collin McHugh	2015	8th
Justin Verlander	2017	5th
Justin Verlander	2018	2nd
Gerrit Cole	2018	5th
Gerrit Cole	2019	2nd
Justin Verlander	2019	1st

MOST VALUABLE PLAYER

Cesar Cedeño	1972	6th
Lee May	1972	9th
Joe Niekro	1979	6th
Jose Cruz	1980	3rd
Jose Cruz	1983	6th
Dickie Thon	1983	7th
Jose Cruz	1984	8th
Glenn Davis	1986	2nd
Kevin Bass	1986	7th
Mike Scott	1986	10th
Glenn Davis	1988	8th
Glenn Davis	1989	7th
Jeff Bagwell	1994	1st
Craig Biggio	1995	10th
Jeff Bagwell	1996	9th
Jeff Bagwell	1997	3rd
Craig Biggio	1997	4th
Moises Alou	1998	3rd
Craig Biggio	1998	5th
Jeff Bagwell	1999	2nd
Jeff Bagwell	2000	7th
Lance Berkman	2001	5th
Jeff Bagwell	2001	7th
Lance Berkman	2002	3rd
Lance Berkman	2004	7th
Roger Clemens	2004	8th
Morgan Ensberg	2005	4th
Lance Berkman	2006	3rd
Lance Berkman	2008	5th
Dallas Keuchel	2015	5th
Jose Altuve	2015	10th
Jose Altuve	2016	3rd
Jose Altuve	2017	1st
Alex Bregman	2018	5th
Justin Verlander	2018	10th
Alex Bregman	2019	2nd
George Springer	2019	7th
Gerrit Cole	2019	10th

ROOKIE OF THE YEAR

Joe Morgan	1965	2nd
Sonny Jackson	1966	2nd
Cesar Cedeño	1970	4th
Greg Gross	1974	2nd
Floyd Bannister	1977	4th
Jeffrey Leonard	1979	2nd
Dave Smith	1980	5th
Bill Doran	1983	5th
Frank DiPino	1983	6th
Glenn Davis	1985	5th
Charlie Kerfeld	1986	4th
Jim Deshaies	1986	T-7th
Gerald Young	1987	5th
Jeff Bagwell	1991	1st
Brian Williams	1992	T-7th
John Hudek	1994	2nd
Brian Hunter	1995	T-7th
Mitch Meluskey	2000	5th
Lance Berkman	2000	T-6th
Roy Oswalt	2001	2nd
Brad Lidge	2003	T-5th
Jerome Robertson	2003	7th
Willy Taveras	2005	2nd
Hunter Pence	2007	3rd
Collin McHugh	2014	4th
George Springer	2014	8th
Carlos Correa	2015	1st
Chris Devenski	2016	4th
Yuli Gurriel	2017	4th
Yordan Alvarez	2019	1st

PINCH-HIT HOME RUNS • WALKOFF HOME RUNS LEADOFF HOME RUNS • CYCLES • GRAND SLAMS

The following charts include the Houston franchise's career leaders in the pinch-hit HR, walk-off HR, leadoff HR, cycles, and grand slams. Craig Biggio is the NL career leader in leadoff home runs with 53 (2nd all-time).

CAREER PINCH-HIT HOME RUNS

Cliff Johnson	9
Mike Lamb	6
Denny Walling	6
Morgan Ensberg	5
Jason Lane	5
Orlando Merced	5
Darley Ward	5
Kevin Bass	4
Tony Eusebio	4

CAREER GRAND SLAMS

Carlos Lee	7
Bob Aspromonte	6
Jeff Bagwell	6
Lance Berkman	5
Yuli Gurriel	5
George Springer	5
Bob Watson	5

CAREER WALK-OFF HOME RUNS

Jose Cruz	6
Carlos Lee	4
8 players	3

CAREER CYCLES

8/2/72	Cesar Cedeño	vs. CIN
8/9/76	Cesar Cedeño	at STL
6/24/77	Bob Watson	vs. SF
8/25/92	Andujar Cedeño	vs. STL
7/18/01	Jeff Bagwell	vs. STL
4/8/02	Craig Biggio	at COL
7/28/06	Luke Scott	vs. ARI
7/19/13	Brandon Barnes	vs. SEA

CAREER LEAD-OFF HOME RUNS

Craig Biggio	53
George Springer	36
Jose Altuve	14

HOUSTON GRAND SLAM HOME RUNS (171)

PLAYER	DATE	OPP	PITCHER	INN	PLAYER	DATE	OPP	PITCHER	INN
Buddin	6-10-62	LA	Moeller	6	Meadows	6-4-89	LA	Belcher	5
Larker	6-20-62	@ SF	Marichal	3	Doran	6-11-89	ATL	Puleo	2
Aspromonte	6-11-63	CHI	McDaniel	10	Bass	8-20-89	CHI	Williams	9
Campbell	7-4-63	CIN	Jay	8	Ramirez	8-29-89	@ CHI	Wilkins	6
Aspromonte	7-26-63	NY	Stallard	1	Biggio	9-14-89	@ LA	Wetteland	2
Aspromonte	6-11-64	CIN	Tsitouris	5	Bass	9-20-89	@ ATL	Eichhorn	7
Aspromonte	6-29-64	PHI	Mahaffey	1	NONE	1990			
NONE	1965				Caminiti	7-29-91	STL	B. Smith	4
Aspromonte	8-11-66	@ CHI	Roberts	2	Anthony	7-27-92	@ ATL	Pena	11
Aspromonte	8-26-66	CHI	Koonce	9	Anthony	8-31-92	PHI	Baller	6
Harrison	9-16-66	PHI	Short	4	NONE	1993			
NONE	1967				Mouton	4-23-94	@ STL	Palacios	8
Miller	8-10-68	PIT	Face	9	Finley	7-17-94	@ PIT	Wagner	3
Torres	4-27-69	@ SF	Sadecki	2	Biggio	7-24-94	PIT	Lieber	5
Rader	5-27-69	PHI	Peraza	9	Eusebio	5-19-95	MON	Cornelius	7
Menke	7-30-69	@ NY	Koonce	9	Eusebio	6-28-95	STL	Parrett	8
Wynn	7-30-69	@ NY	Taylor	9	* D. May	9-5-95	CIN	Jarvis	7
Rader	6-4-70	MON	McGinn	1	* Berry	6-13-96	@ SF	M. Leiter	5
Pepitone	6-10-70	NY	Ryan	4	Berry	6-25-96	@ SD	Bochtler	8
Menke	7-9-70	LA	Foster	1	Ausmus	7-14-97	@ CHI	Bottenfield	7
Watson	9-7-70	@ SD	Willis	6	Gonzalez	7-20-97	@ MON	Daal	8
Watson	9-17-70	@ LA	Brewe	7	Bagwell	9-8-98	CIN	Krivda	3
Rader	5-16-71	STL	Reuss	1	Bell	6-13-99	SD	Murray	6
Cedeno	9-2-71	LA	Osteen	5	Everett	6-20-99	MON	Urbina	8
Wynn	5-1-72	@ PIT	Blass	5	Mieske	7-23-99	SD	Wall	8
L. May	5-6-73	@ NY	Sadecki	7	Bagwell	7-28-99	@ COL	Porzio	7
Helms	6-21-73	@ SD	Corkins	4	Caminiti	8-31-99	NY	Wendell	8
Cedeno	6-24-73	@ SF	Moffitt	7	Hidalgo	4-4-00	@ PIT	Schmidt	6
L. May	7-4-73	@ ATL	Frisella	8	Bagwell	4-14-00	@ SD	Walker	6
Watson	8-20-73	PIT	Lamb	5	Caminiti	5-9-00	COL	Karl	5
* M. May	5-22-74	SD	Romo	9	Spiers	7-23-00	STL	Slocumb	7
Cedeno	6-11-74	PHI	Ruthven	7	Truby	8-6-00	MON	Thurman	3
* C. Johnson	6-15-75	@ STL	Garman	9	Ward	4-3-01	MIL	Haynes	3
Watson	8-14-76	PIT	Candelaria	6	Lugo	4-27-01	FLA	Penny	4
Howe	8-15-77	@ ATL	Capra	1	Bagwell	5-6-01	@ MON	Telford	6
Watson	9-4-77	@ MON	Brown	1	Bagwell	5-21-01	@ SD	Eaton	3
NONE	1978				Castilla	6-1-01	LA	Prokopec	5
NONE	1979				Berkman	6-14-01	@ MIN	Mays	6
Cedeno	8-26-80	@ STL	Kaat	5	* Merced	7-20-01	CHI	Lieber	5
Cruz	9-6-80	STL	Martin	3	Berkman	6-20-02	@ MIL	Wright	4
NONE	1981				* Zaun	6-27-02	ARI	Kim	9
Puhl	5-22-82	NY	Allen	9	Ward	7-6-02	PIT	Wells	4
Cruz	9-20-83	@ LA	Hooton	2	Ausmus	4-4-03	@ STL	Tomko	1
Cruz	8-22-84	@ CHI	Ruthven	2	Ensberg	6-3-03	BAL	Ligtenberg	8
Reynolds	9-6-84	@ SF	Lasky	1	Everett	7-9-03	CIN	Graves	1
Pankovits	5-29-85	PIT	Candelaria	7	Kent	9-1-03	@ LA	Myers	9
Bailey	6-11-85	SD	Lefferts	6	Bagwell	4-9-04	@ MIL	Kieschnick	6
Bailey	8-20-85	@ STL	Horton	3	Berkman	4-11-04	@ MIL	Davis	3
Ashby	10-5-85	@ SD	Wojna	2	Ensberg	7-3-04	TEX	Rodriguez	5
* Reynolds	4-12-86	ATL	Mahler	6	Kent	9-1-04	@ CIN	Wagner	7
Puhl	5-4-86	@ MON	Smith	3	Lamb	5-1-05	CHI	Prior	5
Garner	6-14-86	SF	Robinson	7	Ensberg	6-28-05	@ COL	Jennings	5
Bass	7-7-86	@ MON	Schatzeder	9	Ausmus	8-5-06	@ ARI	Nippert	2
Hatcher	8-5-86	@ LA	Powell	9	Lane	8-29-06	MIL	Kolb	8
Hatcher	6-3-87	@ CHI	Sutcliffe	4	Lee	4-13-07	@ PHI	Myers	3
Ashby	6-10-87	SD	S. Davis	4	Biggio	4-20-07	@ MIL	Aquino	9
Puhl	9-28-87	LA	Hershiser	5	Pence	5-5-07	@ STL	Dove	8
* Bass	4-10-88	@ CIN	Perry	9	Lamb	6-17-07	SEA	Washburn	1
Ramirez	5-29-88	@ CHI	Capel	6	Lee	6-28-07	COL	Fuentes	11
Bell	7-14-88	@ PHI	Rawley	1	Biggio	7-24-07	LAD	Seanez	6
Doran	8-2-88	@ SF	Bockus	4	* Lamb	8-2-07	@ ATL	Soriano	8

TABLE OF
CONTENTS

PLAYERS

PLAYER
DEVELOPMENT

2019 REVIEW

OPPONENTS

HISTORY
AND RECORDS

SPRING TRAINING

MEDIA
INFORMATIONMINUTE MAID
PARK

HOUSTON GRAND SLAM HOME RUNS (171)

PLAYER	DATE	OPP	PITCHER	INN	PLAYER	DATE	OPP	PITCHER	INN
Pence	5-20-08	@CHI	Dempster	4	Springer	4-6-16	@NYY	Pineda	2
Wigginton	7-6-08	@ATL	Morton	3	Rasmus	4-23-16	BOS	Buchholz	5
Lee	7-29-08	CIN	Arroyo	5	Springer	5-14-16	@BOS	Buchholz	2
*Loretta	8-1-08	NYM	Heilman	8	Springer	6-24-16	@KC	Volquez	1
Berkman	8-12-08	SF	Taschner	7	Gomez	7-17-16	@SEA	Karns	7
Tejada	9-10-08	PIT	Bautista	6	Gonzalez	5-2-17	TEX	Kela	8
Lee	6-5-09	PIT	Meek	6	Bregman	5-14-17 (2)	@NYY	Tanaka	1
Lee	7-21-09	STL	Walters	7	Gurriel	5-15-17	@MIA	Tazawa	6
Lee	6-9-10	@COL	Belisle	10	Reddick	7-4-17	@ATL	Motte	9
Berkman	7-27-10	CHC	Cashner	7	Springer	9-27-17	@TEX	Barnette	6
*Michaels	8-1-10	MIL	Braddock	7	Reddick	4-3-18	BAL	Cortes Jr.	7
Lee	7-25-11	@STL	Walters	8	Reddick	4-21-18	@CWS	Armstrong	2
*Bogusevic	8-16-11	CHC	Marmol	9	Gattis	6-15-18	@KC	Junis	6
Schafer	4-22-12	LAD	Billingsley	2	Gurriel	6-24-18	KC	Hammel	2
Johnson	5-5-12	STL	Garcia	1	Springer	7-21-18	@LAA	Ramirez	6
J. Martinez	6-14-12	SF	Zito	3	Gonzalez	8-24-18	@LAA	Heaney	5
Dominguez	6-18-13	MIL	Gorzelanny	7	Gurriel	9-21-18	LAA	Heaney	1
Castro	7-31-13	@BAL	Belisle	4	Altuve	4-12-19	@SEA	Armstrong	6
Dominguez	9-13-13	LAA	Rasmus	5	Gurriel	4-12-19	@SEA	Alaniz	8
Carter	6-8-14	@MIN	Duensing	7	Bregman	4-16-19	@OAK	Hendriks	4
Singleton	6-8-14	@MIN	Perkins	9	Bregman	5-5-19	@LAA	Bedrosian	5
Carter	7-5-14	@LAA	Santago	3	Diaz	5-11-19	TEX	Dowdy	6
Altuve	8-17-14	@BOS	Kelly	2	Chirinos	6-14-19	TOR	Pannone	8
Castro	8-28-14	TEX	Mendez	5	White	6-23-19	@NYY	Happ	4
Conger	8-1-15	ARI	Hellickson	4	Gurriel	7-7-19	LAA	Bedrosian	6
Castro	8-3-15	@TEX	Lewis	4	Altuve	7-14-19	@TEX	Bird	7
Conger	9-4-15	MIN	Pelfrey	4	Correa	7-27-19	@STL	Wacha	3
Lowrie	9-6-15	MIN	May	7	Alvarez	8-10-19	@BAL	Scott	7

* Pinch Hit

OPPONENT GRAND SLAMS (174)

PLAYER	DATE	OPP	PITCHER	INN	PLAYER	DATE	OPP	PITCHER	INN
*Robinson	7-8-62	@ CIN	Bruce	5	Cey	6-18-75	@ LA	Griffin	1
E. Bailey	4-10-63	SF	McMahon	8	Summers	8-23-75	@ CHI	York	7
Willey	7-15-63	@ NY	Johnson	2	Yeager	9-27-75	@ LA	Forsch	3
G. Oliver	8-28-63	MIL	Farrell	8	Tolan	5-5-76	@ PHI	Niekro	6
Burton	8-31-63	@ CHI	Woodeshick	9	Murcer	5-25-76	@ SF	Richard	5
Williams	5-1-64	CHI	Hoerner	1	Paciorek	6-22-76	@ ATL	Cosgrove	3
Stargell	8-28-65	@ PIT	Dierker	1	Morgan	9-6-76	@ CIN	Richard	3
White	8-3-66	@ PHI	Sempera	5	Robinson	7-28-77	@ PIT	Larson	6
Pavletich	6-11-67	@ CIN	Schneider	9	Carter	5-3-78	@ MON	Richard	3
Mays	6-13-67	SF	Latman	10	Kingman	6-6-78	@ CHI	Zamora	6
Aaron	6-27-67	@ ATL	Blasingame	3	* Foster	9-11-78	@ CIN	Sambito	7
T. Davis	7-19-67	@ NY	Giusti	1	Freed	5-1-79	@ STL	Sambito	11
*Lock	8-14-68	@ PHI	Lemaster	3	Garvey	9-28-79	@ LA	Ruhle	8
Hiatt	4-25-69	@ SF	Schneider	13	Knight	9-17-80	@ CIN	Niekro	4
Allen	5-8-69	@ PHI	Griffin	3	Schmidt	8-23-81	@ PHI	Knepper	3
Clemente	6-11-69	PIT	Blasingame	6	NONE	1982			
Burda	7-9-69	@ SF	Guinn	8	Sandberg	5-31-83	@ CHI	LaCorte	6
Hickman	8-23-69	@ CHI	Gladning	7	Hubbard	6-20-83	ATL	LaCorte	5
Aaron	4-10-70	ATL	Griffin	3	Lefebvre	7-20-83	@ PHI	Scott	1
Santo	4-26-70	@ CHI	Dierker	6	Templeton	7-29-84	@ SD	LaCoss	6
Allen	8-1-70	STL	DiLauro	7	L. Smith	8-31-84	@ STL	Ryan	1
Webster	9-7-70	@ SD	Forsch	9	Wallach	7-6-85	MON	Ryan	5
Marshall	5-11-71	@ NY	Culver	6	Russell	7-22-85	@ PHI	Niekro	1
Simmons	5-10-72	@ STL	Roberts	3	Concepcion	8-17-85	CIN	Niekro	1
* Foster	5-31-72	CIN	Roberts	3	NONE	1986			
McRae	6-1-72	CIN	Reuss	6					
McCarver	6-2-73	@ STL	Gladning	8					
Bonds	6-29-73	SF	Ray	7					
Boccabella	7-6-73	@ MON	Crawford	6					
NONE	1974								

OPPONENT GRAND SLAMS (174)

PLAYER	DATE	OPP	PITCHER	INN
Stillwell	4-17-87	@ CIN	Lopez	5
*Nettles	5-2-87	@ ATL	Lopez	6
James	5-2-87	@ ATL	Solano	7
J.Clark	5-24-87	STL	Scott	1
Dawson	6-1-87	@ CHI	Solano	8
Dayett	6-3-87	@ CHI	Knepper	1
Moreland	6-3-87	@ CHI	Solano	6
Brenly	8-12-87	@ SF	Scott	7
Van Slyke	8-29-87	@ PIT	Andersen	8
M. Williams	6-4-88	@ SF	Ryan	5
Esasky	6-14-88	@ CIN	Darwin	5
C. James	7-16-88	@ PHI	Smith	8
Scioscia	6-4-89	LA	Forsch	1
Templeton	9-11-89	@ SD	Darwin	6
Bonds	5-22-90	PIT	Schatzeder	3
Daniels	9-4-90	@ LA	Portugal	2
McGriff	8-13-91	@ SD	Portugal	3
McGriff	8-14-91	@ SD	Dessaies	1
Clark	8-20-91	SF	Mallicoat	7
C. Hayes	8-28-91	@ PHI	Bowen	1
Jose	5-17-92	STL	Harnisch	3
Bean	8-11-93	@ SD	Kile	3
Dorsett	5-5-94	@ CIN	Edens	9
Hammond	5-29-95	@ LA	Reynolds	2
E.Williams	7-9-95	SD	Brocail	7
G. Hill	7-14-95	@ SF	Swindell	3
Gant	8-20-95	@ CIN	T. Jones	5
Caminiti	4-6-96	SD	Morman	13
Hill	4-10-96	SF	Kile	4
Sandberg	5-24-96	CHI	Swindell	7
King	8-22-96	PIT	Hernandez	9
Bichette	9-10-97	@ COL	Hudek	7
Piazza	4-10-98	@ LA	Magnante	8
Walker	5-29-98	@ COL	Henry	8
Hocking	6-4-99	@ MIN	Hampton	2
Womack	7-21-99	ARI	Wagner	8
McGwire	9-17-99	@ STL	Lima	4
Howard	4-11-00	STL	Holt	7
Rodriguez	4-27-00	CHI	Lima	4
Hundley	5-6-00	@ LA	Dotel	3
Boone	6-10-00	@ SD	Elarton	1
Edmonds	9-20-00	STL	Holt	3
Hernandez	4-12-01	@ MIL	Cruz	5
Ventura	5-1-01	@ NYY	J.Powell	7
LaRue	5-18-01	CIN	Bottenfield	4
Grudzielanek	6-1-01	LA	Cruz	7
I.Rodriguez	6-9-01	@ TEX	Lima	3
Bell	6-27-01	@ ARI	Elarton	2
Gonzalez	7-3-01	ARI	Elarton	3
D.Jackson	7-14-01	SD	Miller	6
Giles	7-28-01(1)	@ PIT	Wagner	9
Ramirez	8-25-01	@ PIT	Mlicki	1
Sierra	6-21-02	SEA	Hernandez	2
Klesko	8-27-02	SD	Cruz	7
Alfonzo	9-23-03	SF	Miller	2
Edmonds	4-21-04	STL	Stone	6
Floyd	5-14-04	NYM	Oswalt	3
Kendall	6-23-04	PIT	Weathers	7
Blalock	7-4-04	TEX	Redding	6
Teixiera	7-4-04	TEX	Harville	9
Johnson	8-14-04	@ MON	Qualls	7

PLAYER	DATE	OPP	PITCHER	INN
Sanders	6-4-05	STL	Rodriguez	3
Atkins	6-28-05	@ COL	Springer	8
J. Wilson	8-14-05	PIT	Burns	8
Garciparra	4-24-06	LAD	Lidge	9
Feliz	5-15-06	SF	Buchholz	3
Podsednik	6-23-06	@ CWS	Pettitte	4
Crede	6-24-06	@ CWS	Qualls	7
Iguchi	6-25-06	@ CWS	Lidge	9
Valentin	7-21-06	@ NYM	Buchholz	2
Burrell	9-15-06	PHI	Clemens	1
J. Estrada	6-26-07	@ MIL	White	6
J. Estrada	9-18-07	MIL	Paulino	4
A. Dunn	7-28-08	CIN	Oswalt	3
Derosa	8-6-08	@ CHI	Backe	3
Montero	8-16-08	ARI	Backe	1
Young	8-16-08	ARI	Backe	6
Pujols	4-11-09	@ STL	Oswalt	5
Stewart	5-12-09	@ COL	Byrdak	5
Iannetta	5-13-09	@ COL	Geary	9
Soriano	7-27-09	@ CHC	Sampson	13
Whiteside	8-5-09	SF	Moehler	6
Feliz	9-29-09	@ PHI	Lopez	4
* Sutton	5-28-10	@ CIN	Byrdak	6
Posada	6-12-10	@ NYY	Rodriguez	3
Posada	6-13-10	@ NYY	Daigle	5
* McCann	8-11-10	ATL	Fulchino	10
Ramirez	10-2-10	CHC	Happ	4
Sands	5-24-11	LAD	Happ	3
Renteria	8-2-11	CIN	W. Rodriguez	5
Cuddyer	5-30-12	COL	Harrell	1
Freese	6-7-12	STL	Wright	7
Dunn	6-9-12	CWS	Cruz	8
Amarista	6-28-12	SD	Myers	9
Dirks	5-13-13	@ DET	Norris	4
Cruz	7-5-13	@ TEX	Harrell	2
Franklin	7-21-13	SEA	Lyles	2
Encarnacion	7-26-13	@ TOR	Ambriz	7
Colabello	9-2-13	MIN	Lo	9
Bruce	9-17-13	CIN	Lyles	4
Machado	6-1-14	BAL	Feldman	6
Moss	7-24-14	@ OAK	Bass	6
Howard	8-7-14	@ PHI	Sipp	8
McCann	6-27-15	NYN	Oberholtzer	1
Cano	4-26-16	@ SEA	Feliz	7
Petit	6-20-16	LAA	Sipp	9
McCann	7-31-16	@ DET	Keuchel	1
Healy	6-27-17	OAK	Hoyt	6
Gardner	6-30-17	NYN	Hoyt	7
Gregorius	7-1-17	NYN	Harris	6
Upton	7-30-17	@ DET	Sipp	7
Flores	9-2-17 (1)	NYM	Harris	7
Semien	9-8-17	@ OAK	Gregerson	7
* Vogelbach	9-17-18	SEA	Rondon	8
O'Hearn	5-7-19	KC	McHugh	3
Merrifield	5-7-19	KC	Valdez	7
Tilson	5-22-19	CWS	James	6
Pressly	8-14-19	@ CWS	Pressly	8
*Pinch Hit				

TABLE OF
CONTENTS

PLAYERS

PLAYER
DEVELOPMENT

2019 REVIEW

OPPONENTS

HISTORY
AND
RECORDS

SPRING TRAINING

MEDIA
INFORMATIONMINUTE MAID
PARK

HOUSTON WALK-OFF HOME RUNS (98)

PLAYER	DATE	OPP	PITCHER	INN
Mejias	4/29/62	vs. MIL, W-3-2	McMahon	9
Aspromonte	5/12/63	vs. CHC, W-2-1	Buhl	10
Aspromonte	6/11/63	vs. CHC, W-6-2	McDaniel	10
Harrison	9/26/65	vs. CIN, W-4-2	McCool	9
Gentile	5/29/66	vs. PIT, W-3-2	Face	11
Wynn	6/26/66	vs. STL, W-6-3	Hoerner	11
Aspromonte	8/26/66	vs. CHC, W-7-4	Koonce	9
Mathews	6/17/67	vs. ATL, W-4-3	Bruce	9
Harrison	9/26/67	vs. CIN, W-3-2	Boozer	9
Rader	5/27/69	vs. PHI, W-6-2	Peraza	9
Morgan	8/9/69	vs. STL, W-5-3	Radatz	11
Menke	9/5/69	vs. SF, W-2-0	Perry	9
Lampard	9/19/69	vs. CIN, W-3-2	Granger	9
Rader	4/18/70	vs. SD, W-4-3	Ross	9
Morgan	9/19/71	vs. CIN, W-5-4	Carroll	11
Edwards	4/24/72	vs. CHC, W-3-2	Jenkins	11
Wynn	6/16/72	vs. PHI, W-1-0	Selma	11
May	8/29/72	vs. PHI, W-2-1	Scarce	9
Wynn	5/20/73	vs. SF, W-8-7	McDowell	9
Rader	5/8/74	vs. PIT, W-8-6	Sadowski	12
May	5/22/74	vs. SD, W-5-1	Romo	9
Ferguson	4/8/77	vs. ATL, W-3-2	Johnson	11
Cruz	8/1/77	vs. PIT, W-4-3	Gossage	11
Cruz	6/2/78	vs. STL, W-2-1	Denny	9
Cruz	7/17/78	vs. PHI, W-2-1	Eastwick	11
Cruz	9/10/80	vs. LA, W-6-5	Sutcliffe	12
Cruz	7/10/82	vs. STL, W-4-2	Forsch	9
Spilman	7/17/82	vs. PIT, W-4-3	Tekulve	10
Spilman	4/19/83	vs. CIN, W-6-5	Hume	9
Thon	8/10/83	vs. SD, W-4-3	DeLeon	14
Bailey	7/17/84	vs. NYM, W-3-2	Sisk	9
Bass	9/25/85	vs. LA, W-6-4	Niedenfuer	10
Davis	6/23/86	vs. CIN, W-7-6	Power	9
Reynolds	7/19/86	vs. NYM, W-5-4	McDowell	9
Davis	7/22/86	vs. MTL, W-1-0	Youmans	10
Cruz	9/6/86	vs. STL, W-7-6	Worrell	9
Doran	7/9/87	vs. NYM, W-4-3	Myers	9
Bass	8/3/87	vs. SF, W-5-3	Price	13
Davis	6/8/89	vs. SD, W-7-6	Davis	10
Bass	8/20/89	vs. CHC, W-8-4	Williams	9
Anthony	5/21/90	vs. PIT, W-3-2	Power	11
Wilson	6/8/90	vs. CIN, W-3-1	Myers	10
Bagwell	4/18/92	vs. SD, W-4-2	Myers	10
Jones	4/22/92	vs. SF, W-3-1	Jackson	12
Gonzalez	6/19/92	vs. LA, W-2-1	Gott	12
Anthony	7/1/92	vs. CIN, W-3-2	Bankhead	9
Guerrero	7/21/92	vs. PIT, W-4-3	Mason	12
Bagwell	9/15/92	vs. SF, W-9-6	Reed	11
Mouton	5/27/95	vs. ATL, W-3-2	Stanton	10
Biggio	6/5/95	vs. FLA, W-6-5	Nen	9

PLAYER	DATE	OPP	PITCHER	INN
Montgomery	7/24/96	vs. SD, W-6-4	Villone	10
Miller	7/28/96	vs. LA, W-3-2	Eischen	9
Miller	8/24/96	vs. STL, W-3-1	Stottlemire	9
Bagwell	6/3/97	vs. LA, W-4-3	Radinsky	10
Berry	7/26/97	vs. MTL, W-9-8	Urbina	10
Berry	4/18/98	vs. MTL, W-4-3	Batista	9
Biggio	5/16/98	vs. ATL, W-3-2	Ligtenberg	9
Bell	9/15/98	vs. NYM, W-6-5	Tam	12
Everett	9/10/99	vs. CHC, W-6-4	Ayala	13
Hidalgo	4/4/01	vs. MIL, W-8-6	Leskanic	12
Hidalgo	6/1/01	vs. LA, W-10-9	Fetters	9
Biggio	7/31/01	vs. NYM, W-3-2	Riggan	10
Ward	4/7/02	vs. STL, W-7-6	Hackman	12
Vizcaino	5/18/02	vs. PIT, W-2-1	Lowe	9
Zaun	6/27/02	vs. ATL, W-7-4	Kim	9
Kent	4/11/03	vs. STL, W-3-2	Morris	9
Ensberg	6/11/05	vs. TOR, W-6-3	Batista	9
Lamb	7/26/05	vs. PHI, W-2-1	Madson	9
Scott	9/23/06	vs. STL, W-7-4	Johnson	9
Lee	5/15/07	vs. SF, W-6-5	Sanchez	10
Lee	6/28/07	vs. COL, W-8-5	Fuentes	11
Loretta	6/29/07	vs. COL, W-9-8	Fuentes	9
Pence	7/3/07	vs. PHI, W-5-4	Mesa	13
Tejada	4/7/08	vs. STL, W-5-3	McClellan	9
Pence	5/4/08	vs. MIL, W-8-6	Stetter	12
Berkman	8/29/08	vs. STL, W-3-2	Springer	9
Erstad	9/26/08	vs. ATL, W-5-4	Tavarez	9
Tejada	6/2/09	vs. COL, W-3-2	Fogg	11
Lee	5/5/10	vs. ARI, W-4-2	Gutierrez	9
Lee	6/3/10	vs. WSH, W-6-4	Capps	9
Bogusevic	8/16/11	vs. CHC, W-6-5	Marmol	9
Pena	6/20/13	vs. MIL, 7-4	Gonzalez	10
Carter	6/12/14	vs. ARI, 5-4	Putz	10
Castro	6/27/14	vs. DET, 4-3	Hardy	11
Castro	7/30/15	vs. LAA, 3-0	Salas	9
Altuve	7/23/15	vs. BOS, 5-4	Breslow	9
Gonzalez	8/18/15	vs. TB, 3-2	Boxberger	10
Castro	8/23/15	vs. LAD, 3-2	Hatcher	10
Gonzalez	5/11/16	vs. CLE, 5-3	Anderson	16
Springer	6/1/16	vs. ARI, 5-4	Clippard	11
Valbuena	7/8/16	vs. OAK, 10-9	Madson	9
Gattis	8/26/16	vs. TB, 5-4	Colome	9
Springer	4/5/17	vs. SEA, 5-3	De Jong	13
Bregman	6/27/18	vs. TOR, 7-6	Tepera	9
White	8/29/18	vs. OAK, 5-4	Familia	9
Kemp	4-27-19	vs. CLE, 4-3	Cimber	10
Gurriel	6-28-19	vs. SEA, 2-1	Festa	10
Brantley	9-5-19	vs. SEA, 11-9	Wisley	13

ASTROS HOME RUNS IN HOUSTON

On May 11, 1998, Jeff Bagwell hit his 98th Astrodome home run off the Marlins' Livan Hernandez to put the first baseman one ahead of outfielder Jimmy Wynn, whose 97 Houston homers were the most by any player in the history of the franchise. Bagwell eventually hit 126 home runs in the Astrodome before the Astros moved to Minute Maid Park in 2000. Wynn hit 93 of his roundtrippers in the Astrodome and four in Colt Stadium during his 11-year career which lasted from 1963-73. And, speaking of Colt Stadium, the record for Houston homers in that facility stands at 21 by Bob Aspromonte.

1. Jeff Bagwell 234
2. Lance Berkman 153
3. Craig Biggio 143
4. Jimmy Wynn 97
5. Carlos Lee 74
6. George Springer 73
7. Jose Altuve 72
7. Glenn Davis 72
9. Morgan Ensberg 65
10. Cesar Cedeno 64

ALL-TIME INSIDE-THE-PARK HOME RUNS

ASTROS: 42

5-10-62 Roman Mejias vs. Don Drysdale (LA) at HOU
 8-26-63 John Bateman vs. Hank Fischer (MIL) at HOU
 7-4-64 Joe Gaines vs. Bob Friend (PIT) at HOU
 6-12-66 Rusty Staub vs. Dick Ellsworth (CHI) at HOU
 6-21-66 Sonny Jackson vs. Don Sutton (LA) at HOU
 6-25-66 Sonny Jackson vs. Ray Washburn (STL) at HOU
 8-19-66 Sonny Jackson vs. Milt Pappas (CIN) at HOU
 7-30-67 Jimmy Wynn vs. Jack Fisher (NY) at HOU
 5-30-69 Tom Griffin vs. Bob Moose at PIT
 8-4-69 Doug Rader vs. Ferguson Jenkins (CHI) at HOU
 9-13-70 Joe Morgan vs. Rick Kester (ATL) at HOU
 6-29-71 Cesar Cedeño vs. Phil Niekro (ATL) at HOU
 9-2-71 Cesar Cedeño vs. Claude Osteen (LA) at HOU
 7-18-72 Cesar Cedeño vs. Reggie Cleveland (STL) at HOU
 8-31-74 Doug Rader vs. Jim Lonborg at PHI
 5-10-77 Wilbur Howard vs. Mike Krukow (CHI) at HOU
 6-20-79 Denny Walling vs. Craig Swan (NY) at HOU
 8-14-79 Joaquin Andujar vs. Bill Lee (MON) at HOU
 8-25-82 Art Howe vs. Ed Lynch (NY) at HOU
 7-3-83 Terry Puhl vs. Tom Niedenfuer (LA) at HOU
 7-25-85 Glenn Davis vs. Dwight Gooden at NY
 4-22-87 Bill Doran vs. David Palmer (ATL) at HOU
 6-19-87 Bill Doran vs. Orel Hershiser (LA) at HOU
 6-30-90 Franklin Stubbs vs. Darrel Akerfelds at PHI
 8-26-91 Ken Caminiti vs. Sid Fernandez (NY) at HOU
 5-8-92 Butch Henry vs. Doug Drabek at PIT
 9-1-92 Ken Caminiti vs. Cliff Brantley (PHI) at HOU
 5-22-93 Ken Caminiti vs. Andy Benes at SD
 9-14-93 Steve Finley vs. Gary Wayne at COL
 7-3-94 Ken Caminiti vs. Dan Plesac (CHI) at HOU
 7-1-97 Tim Lincecum vs. Albie Lopez (CLE) at HOU
 7-11-97 Derek Bell vs. Marc Wilkins at PIT
 8-29-98 Bill Spiers vs. Jason Schmidt (PIT) at HOU
 7-2-99 Carl Everett vs. Scott Sullivan at CIN
 9-27-00 Tim Lincecum vs. Jimmy Anderson at PIT
 6-17-02 Lance Berkman vs. Jose Cabrera at MIL
 8-6-03 Adam Everett vs. Pedro Feliciano (NYM) at HOU
 8-20-11 Jose Altuve vs. Madison Bumgarner (SFG) at HOU
 8-2-14 Jon Singleton vs. Brett Cecil (TOR) at HOU
 4-3-18 Carlos Correa vs. Mike Wright Jr. (BAL) at HOU
 5-14-19 George Springer vs. Buck Farmer (DET) at DET
 7-23-19 Yuli Gurriel vs. Mike Fiers (OAK) at HOU

OPPONENTS: 47

6-23-62 Richie Ashburn vs. Dean Stone at NY
 4-22-63 Bill White (STL) vs. Ken Johnson at HOU
 4-21-64 Chico Ruiz (CIN) vs. Larry Yellen at HOU
 6-7-64 Bill Mazeroski vs. Bob Bruce at PIT
 9-1-64 Richie Allen vs. Dick Farrell at PHI
 5-23-65 Jim Hart (SF) vs. Ken Johnson at HOU
 6-11-65 Johnny Callison vs. Jim Owens at PHI
 6-22-65 Tony Gonzalez (PHI) vs. Bob Bruce at HOU
 5-14-66 Bill White vs. Larry Dierker at PHI
 8-1-66 Richie Allen vs. Jim Owens at PHI
 6-30-67 Wes Parker (LA) vs. Don Wilson at HOU
 7-22-67 Manny Mota vs. Dan Schneider at PIT
 7-23-67 Donn Clendenon vs. Carroll Sembera at PIT
 9-20-68 Leo Cardenas (CIN) vs. Larry Dierker at HOU
 4-17-69 Sonny Jackson (ATL) vs. Wade Blasingame at HOU
 6-10-69 Al Oliver (PIT) vs. Tom Griffin at HOU
 7-1-69 Manny Mota vs. Denny Lemaster at LA
 7-16-69 Willie Davis (LA) vs. Larry Dierker at HOU
 5-3-70 Lou Brock vs. Tom Griffin at STL
 7-9-70 Willie Davis (LA) vs. Jack Billingham at HOU
 8-8-70 Lee Pitlock vs. Wade Blasingame at SF
 8-14-70 Adolfo Phillips (MON) vs. Ron Cook at HOU
 5-30-72 Johnny Bench (CIN) vs. Don Wilson at HOU
 7-9-72 Dal Maxvill vs. Larry Dierker at STL
 8-18-72 Larry Bowa vs. Dave Roberts at PHI
 8-30-72 Terry Harmon (PHI) vs. Jerry Reuss at HOU
 5-12-74 Merv Rettenmund vs. Don Wilson at CIN
 7-21-74 Jose Cruz vs. Ken Forsch at STL
 9-8-79 Johnnie LeMaster (SF) vs. Joe Sambito at HOU
 6-21-80 Omar Moreno (PIT) vs. Vern Ruhle at HOU
 9-6-81 Andre Dawson vs. Joe Niekro at MON
 9-1-84 Tom Nieto vs. Bob Knepper at STL
 5-22-85 Marvell Wynne vs. Bob Knepper at PIT
 7-24-85 Von Hayes vs. Nolan Ryan at PHI
 5-11-86 Bill Almon vs. Charley Kerfeld at PIT
 7-1-99 J.D. Drew (STL) vs. Trever Miller at HOU
 7-21-99 Tony Womack (ARI) vs. Billy Wagner at HOU
 8-12-01 Mike Redmond (FLA) vs. Dave Mlicki at FLA
 5-19-04 Hee-seop Choi (FLA) vs. Tim Lincecum at FLA
 6-15-07 W. Bloomquist (SEA) vs. W. Rodriguez at HOU
 5-19-08 Geovany Soto (CHC) vs. Brian Moehler at HOU
 7-21-08 Freddy Sanchez (PIT) vs. Tim Lincecum at HOU
 8-7-10 Rickie Weeks (MIL) vs. Brett Myers at MIL
 5-19-12 David Murphy (TEX) vs. Lucas Harrell at HOU
 8-17-17 Daniel Descalso (ARI) vs. Mike Fiers at HOU
 9-26-17 Delino DeShields Jr. (TEX) vs. Dallas Keuchel at TEX
 7-28-18 Rougned Odor (TEX) vs. Justin Verlander at HOU

TABLE OF
CONTENTS

PLAYERS

PLAYER
DEVELOPMENT

2019 REVIEW

OPPONENTS

HISTORY
AND
RECORDS

SPRING TRAINING

MEDIA
INFORMATIONMINUTE MAID
PARK

ASTROS LEAGUE STATISTICAL LEADERS

BATTING

NO.

YEAR

BATTING AVERAGE

Jose Altuve (AL).....	341	2014
Jose Altuve (AL).....	338	2016
Jose Altuve (AL).....	346	2017

RUNS

Jeff Bagwell.....	104	1994
Craig Biggio.....	123	1995
Craig Biggio.....	146	1997
Jeff Bagwell.....	143	1999
Jeff Bagwell.....	152	2000

HITS

Jose Cruz*.....	189	1983
Jose Altuve (AL).....	225	2014
Jose Altuve (AL).....	200	2015
Jose Altuve (AL).....	216	2016
Jose Altuve (AL).....	204	2017

DOUBLES

Rusty Staub.....	44	1967
Cesar Cedeno.....	40	1971
Cesar Cedeno*.....	39	1972
Craig Biggio*.....	44	1994
Jeff Bagwell.....	48	1996
Craig Biggio.....	51	1998
Craig Biggio.....	56	1999
Lance Berkman.....	55	2001
Lance Berkman*.....	46	2008
Miguel Tejada.....	46	2009
Alex Bregman (AL).....	51	2018

TRIPLES

Joe Morgan, Roger Metzger*.....	11	1971
Roger Metzger.....	14	1973
Craig Reynolds*.....	12	1981
Dickie Thon.....	10	1982
Steve Finley.....	13	1993

HOME RUNS

none

RBI

Jeff Bagwell.....	116	1994
Lance Berkman.....	128	2002

TOTAL BASES

Jeff Bagwell.....	300	1994
-------------------	-----	------

HIT BY PITCH

Glenn Davis.....	8	1990
Jeff Bagwell.....	13	1991
Craig Biggio.....	22	1995
Craig Biggio.....	27	1996
Craig Biggio.....	34	1997
Craig Biggio.....	28	2001
Craig Biggio.....	27	2003

NO.

YEAR

WALKS

Joe Morgan.....	97	1965
Jimmy Wynn.....	148	1969
Joe Morgan*.....	93	1980
Jeff Bagwell.....	149	1999
Alex Bregman (AL).....	119	2019

STRIKEOUTS

Jimmy Wynn.....	137	1967
Lee May.....	145	1972
Chris Carter (AL).....	212	2013

STOLEN BASES

Craig Biggio.....	39	1994
Michael Bourn.....	61	2009
Michael Bourn.....	52	2010
Jose Altuve (AL).....	56	2014
Jose Altuve (AL).....	38	2015

EXTRA BASE HITS

Jeff Bagwell.....	73	1994
-------------------	----	------

SLUGGING PCT.

Jeff Bagwell.....	750	1994
-------------------	-----	------

OPS

Jeff Bagwell.....	1.201	1994
-------------------	-------	------

WINS ABOVE REPLACEMENT

Dickie Thon.....	7.4	1983
Jeff Bagwell.....	8.2	1994
Jeff Bagwell.....	7.4	1999
Jose Altuve (AL).....	8.3	2017
Bregman (AL).....	8.4	2019

GAMES PLAYED

Enos Cabell*.....	162	1978
Bill Doran.....	162	1987
J.Bagwell, S.Finley, C.Biggio*.....	162	1992
J.Bagwell, C.Biggio*.....	162	1996
J.Bagwell, C.Biggio*.....	162	1997
Jeff Bagwell*.....	162	1999
Carlos Lee*.....	162	2007
George Springer (AL)*.....	162	2016

AT-BATS

Enos Cabell.....	660	1978
Jose Altuve (AL).....	638	2015

PLATE APPEARANCES

Craig Biggio.....	721	1992
Craig Biggio.....	673	1995
Craig Biggio.....	744	1997
Craig Biggio.....	738	1998
Craig Biggio.....	749	1999
George Springer (AL).....	744	2017

* Tied for lead, ^-denotes Rookie

+NL Leaders unless otherwise indicated

ASTROS LEAGUE STATISTICAL LEADERS

PITCHING

EARNED RUN AVERAGE

	NO.	YEAR
J.R. Richard.....	2.71	1979
Nolan Ryan.....	1.69	1981
Mike Scott.....	2.22	1986
Nolan Ryan.....	2.76	1987
Danny Darwin.....	2.21	1990
Roger Clemens.....	1.87	2005
Roy Oswalt.....	2.98	2006
Gerrit Cole (AL).....	2.50	2019

SHUTOUTS

Joe Niekro*.....	5	1979
Mike Scott, Bob Knepper*.....	5	1986
Pete Harnisch.....	4	1993
Dallas Keuchel (AL)*.....	2	2015
Gerrit Cole (AL)*.....	1	2018

COMPLETE GAMES

Dallas Keuchel (AL).....	5	2014
--------------------------	---	------

STRIKEOUTS

J.R. Richard.....	303	1978
J.R. Richard.....	313	1979
Mike Scott.....	306	1986
Nolan Ryan.....	270	1987
Nolan Ryan.....	228	1988
Justin Verlander (AL).....	290	2018
Gerrit Cole (AL).....	326	2019

VICTORIES

Joe Niekro*.....	21	1979
Mike Scott.....	20	1989
Mike Hampton.....	22	1999
Roy Oswalt.....	20	2004
Dallas Keuchel (AL).....	20	2015
Justin Verlander (AL).....	21	2019

WINNING PERCENTAGE

Mark Portugal.....	.818 (18-4).....	1993
Mike Hampton.....	.846 (22-4).....	1999
^Roy Oswalt.....	.824 (14-3).....	2001
Roger Clemens.....	.818 (18-4).....	2004
Charlie Morton (AL).....	.833 (15-3).....	2018

APPEARANCES

Juan Agosto.....	82	1990
Joe Boever.....	81	1992

WALKS

Jerry Reuss.....	117	1973
J.R. Richard.....	138	1975
J.R. Richard.....	151	1976
J.R. Richard.....	141	1978
Nolan Ryan.....	98	1980
Nolan Ryan.....	109	1982
Darryl Kile.....	82	1994
Lucas Harrell (AL).....	88	2013

HIT BATSMEN

Jack Billingham.....	16	1971
Jerry Reuss.....	10	1972
Nolan Ryan.....	8	1982
Darryl Kile.....	15	1993
Darryl Kile*.....	16	1996
Charlie Morton, Mike Fiers (AL)*.....	13	2017
Charlie Morton (AL)*.....	16	2018

HOME RUNS ALLOWED

Jose Lima.....	48	2000
Woody Williams.....	35	2007
Brandon Backe.....	36	2008

RUNS ALLOWED

Bob Knepper*.....	119	1985
Jose Lima.....	152	2000

EARNED RUNS ALLOWED

Jose Lima.....	145	2000
Brandon Backe.....	112	2008

WINS ABOVE REPLACEMENT

Mike Scott.....	8.4	1986
Roger Clemens.....	7.8	2005
Roy Oswalt.....	6.7	2007
Dallas Keuchel (AL).....	6.7	2015
Gerrit Cole (AL).....	7.4	2019

WHIP

Ken Forsch.....	1.069	1979
Don Sutton.....	1.015	1981
Mike Scott.....	0.923	1986
Danny Darwin.....	1.027	1990
Dallas Keuchel (AL).....	1.017	2015
Justin Verlander (AL).....	0.902	2018
Justin Verlander (AL).....	0.803	2019

SAVES

Hal Woodeshick.....	23	1964
Fred Gladding.....	29	1969
Jose Valverde.....	44	2008
Roberto Osuna (AL).....	38	2019

INNINGS PITCHED

Mike Scott.....	275.1	1986
Dallas Keuchel (AL).....	232.0	2015
Justin Verlander (AL).....	223.0	2019

* Tied for lead, ^-denotes Rookie

+NL Leaders unless otherwise indicated

HOUSTON 20-GAME WINNERS

	W-L	ERA	IP	H	R	ER	BB	SO
1969.....	Larry Dierker.....20-13.....	2.33.....	305.1.....	240.....	97.....	79.....	72.....	232
1976.....	J.R. Richard.....20-15.....	2.75.....	291.0.....	221.....	105.....	89.....	151.....	214
1979.....	Joe Niekro.....21-11.....	3.00.....	263.2.....	221.....	102.....	88.....	107.....	119
1980.....	Joe Niekro.....20-12.....	3.55.....	256.0.....	268.....	119.....	101.....	79.....	127
1989.....	Mike Scott.....20-10.....	3.10.....	229.0.....	180.....	87.....	79.....	62.....	172
1999.....	Mike Hampton.....22-4.....	2.90.....	239.0.....	206.....	86.....	77.....	101.....	177
1999.....	Jose Lima.....21-10.....	3.58.....	246.1.....	256.....	108.....	98.....	44.....	187
2004.....	Roy Oswalt.....20-10.....	3.49.....	237.0.....	233.....	100.....	92.....	62.....	206
2005.....	Roy Oswalt.....20-12.....	2.94.....	241.2.....	243.....	85.....	79.....	48.....	184
2015.....	Dallas Keuchel.....20-8.....	2.48.....	232.0.....	185.....	68.....	64.....	51.....	216
2019.....	Gerrit Cole.....20-5.....	2.50.....	212.1.....	142.....	66.....	59.....	48.....	326
2019.....	Justin Verlander.....21-6.....	2.58.....	223.0.....	137.....	66.....	64.....	42.....	300

NO-HIT GAMES

BY HOUSTON PITCHERS: 11

1963	Don Nottebart vs. Philadelphia, May 17.....	4-1
	Catcher: John Bateman	
1964	Ken Johnson vs. Cincinnati, April 23.....	Lost 1-0
	Catcher: Jerry Grote	
1967	Don Wilson vs. Atlanta, June 18.....	2-0
	Catcher: Dave Adlesh	
1969	Don Wilson at Cincinnati, May 1.....	4-0
	Catcher: Don Bryant	
1976	Larry Dierker vs. Montreal, July 9.....	6-0
	Catcher: Ed Herrmann	
1979	Ken Forsch vs. Atlanta, April 7.....	6-0
	Catcher: Alan Ashby	
1981	Nolan Ryan vs. Los Angeles, Sept. 26.....	5-0
	Catcher: Alan Ashby	
1986	Mike Scott vs. San Francisco, Sept. 25.....	2-0
	Catcher: Alan Ashby	
1993	Darryl Kile vs. New York, Sept. 8.....	7-1
	Catcher: Scott Servais	
2003	Oswalt, Munro, Saarloos, Lidge, Dotel, Wagner at New York (AL), June 11.....	8-0
	Catcher: Brad Ausmus	
2015	Mike Fiers vs. Los Angeles (NL), Aug. 21.....	3-0
	Catcher: Jason Castro	
2019	Sanchez, Harris, Biagini, Devenski vs. Seattle, Aug. 3	9-0
	Catcher: Martín Maldonado	
2019	Verlander at Toronto, Sept. 1.....	2-0
	Catcher: Robinson Chirinos	

PITCHED AGAINST HOUSTON: 5

1963	Juan Marichal at San Francisco, June 15.....	1-0
	Catcher: Ed Bailey	
1969	Jim Maloney at Cincinnati, April 30.....	10-0
	Catcher: Johnny Bench	
1997	Francisco Cordova (9.0)/Ricardo Rincon (1.0) at Pittsburgh, July 12.....	3-0
	Catcher: Jason Kendall	
2008	CHI's (NL) Carlos Zambrano (9.0) at Miller Park in Milwaukee, Sept. 14.....	5-0
	Catcher: Geovany Soto	
2012	Matt Cain (perfect game) at San Francisco, June 13.....	10-0
	Catcher: Buster Posey	

ALL-TIME TRIPLE PLAYS

BY HOUSTON

DATE	OPP	BATTER	PLAYERS INVOLVED
7/16/71	NYM	C. Jones	Morgan/Metzger/Rader
9/17/71	CIN	Chaney	Morgan/Metzger/Mayberry
4/6/78	@CIN	Driessen	Sambito/Ferguson/Metzger
			Cabell/Metzger
4/21/78	@LAD	Cey	Watson/Metzger
9/15/87	@LAD	Garner	Doran/Reynolds/Davis
9/21/90	@ATL	Cabrera	Caminiti/Rohde/Simms
4/16/91	@ATL	Heath	Caminiti/Candaele/Bagwell
8/4/91	LAD	Griffin	Simms/Caminiti/Cedeno
8/19/04	@PHI	Pratt	Ensberg/Kent/Lamb
5/23/15	@DET	Kinsler	Villar/Altuve/Carter

BY OPPONENTS

DATE	OPP	BATTER	PLAYERS INVOLVED
5/17/64	PHI	Grote	Hernstein/Wine/Hernstein/Triandos
4/15/65	@NYM	Wynn	Lewis/Cannizzaro/McMillian
5/30/69	@PIT	Edwards	Oliver/Mazeroski/Oliver/Sanguillen
6/3/72	@MON	Helms	Humphrey/Bailey/Jorgensen/Bailey
5/8/77	@STL	Crawford	Tyson/Kessinger/Hernandez
8/16/88	@STL	Pankovits	Pendleton/Oquendo/Pagnozzi
4/9/89	SD	Caminiti	Salazar/Alomar/Clark/Parent
5/18/16	@CWS	Springer	Frazier/Lawrie/Abreu
4/19/18	@SEA	Gattis	Seager/Canó/Vogelbach
5/22/19	vs. CWS	Marisnick	Moncada/Sanchez/Abreu



2019 & ALL-TIME MONTH-BY-MONTH

Month	2019		All-Time High			All-Time Low			All-Time Total	
	W-L	PCT	W-L	PCT	Year	W-L	PCT	Year	W-L	PCT
April.....	17-9	.654	13-5	.722	1980	4-20	.167	1969	614-655	.484
May.....	20-8	.714	20-6	.769	1969	9-20	.310	2010	785-830	.486
June.....	15-12	.555	20-8	.714	1979	8-21	.276	1975	775-799	.492
July.....	16-8	.667	22-7	.759	2005	3-24	.111	2012	760-785	.492
Aug.....	19-9	.679	22-7	.759	1998	5-22	.185	2012	835-797	.512
Sept.....	19-6	.760	21-6	.778	2018	7-20	.259	2013	771-746	.508
Oct.....	---	---	5-0	1.000	1986	0-3	.000	1972	57-47	.548

HOUSTON DOUBLEHEADERS ALL-TIME

	HOME	ROAD	TOTAL
	W-L-S	W-L-S	W-L-S
Atlanta	5-1-4	4-11-4	9-12-8
Baltimore	0-0-0	1-0-0	1-0-0
Chicago (AL)	0-0-0	0-0-1	0-0-1
Chicago (NL)	3-0-3	4-6-9	7-6-12
Cincinnati	2-0-3	3-10-15	5-10-18
Colorado	0-0-0	0-2-0	0-2-0
Florida	0-0-1	0-0-0	0-0-1
Los Angeles (NL)	0-3-0	2-4-1	2-7-1
Milwaukee	0-0-0	0-1-0	0-1-0
Minnesota	0-0-0	1-0-0	1-0-0
Montreal	0-0-1	2-2-4	2-2-5
New York (AL)	0-0-0	0-0-1	0-0-1
New York (NL)	5-0-2	8-10-12	13-10-14
Oakland	0-0-0	0-1-0	0-1-0
Philadelphia	2-3-1	0-5-5	2-8-6
Pittsburgh	0-2-2	4-9-10	4-11-12
St. Louis	1-0-3	0-2-6	1-2-9
San Diego	4-1-4	4-4-5	8-5-9
San Francisco	0-1-7	3-9-11	3-10-18
TOTALS	22-11-31	35-76-84	57-87-115

TABLE OF
CONTENTS

PLAYERS

PLAYER
DEVELOPMENT

2019 REVIEW

OPPONENTS

HISTORY
AND RECORDS

SPRING TRAINING

MEDIA
INFORMATIONMINUTE MAID
PARK

SWEEPS

MOST RECENT ASTROS SWEEPS IN HOUSTON

TEAM	2 GAMES	3 GAMES	4 GAMES
ARI	6/11-12/14	---	---
ATL	5/9-10/17	9/28-30/90	8/2-5/90
BAL	---	4/2-4/18	---
BOS	---	7/21-23/15	---
CHC	---	5/21-23/12	6/4-6/76
CIN	---	8/30-9/1/05	7/7-10/03
COL	6/15-16/15	6/20-22/05	---
CWS	---	---	7/5-8/18
DET	---	5/13-15/19	---
KC	---	6/29-7/1/15	---
LAA	7/22-24/16	8/23-25/19	---
LAD	---	8/21-23/15	6/1-4/89
MIA/FLA	---	5/2-4/03	---
MIL	---	7/30-8/1/10	8/10-13/98
MIN	---	9/3-5/18	---
NYM	---	9/2-3/17	6/24-27/65
NYJ	---	4/8-10/19	---
OAK	---	4/5-7/19	---
PHI	---	7/25-27/05	9/4-7/09
PIT	---	8/29-31/11	9/8-11/08
SD *	---	5/8-10/09	8/2-5/85
SEA	---	8/2-4/19	9/5-8/19
SF	5/22-23/18	7/17-19/98	8/11-14/08
STL	---	8/30-9/1/10	9/21-9/24/06
TB	---	6/6-8/03	---
TEX	9/17-18/19	7/19-21/19	5/9-12/19
TOR	---	6/10-12/05	5/14-17/15
WSH/MON	---	8/3-5/01	7/24-27/97

*Houston swept a five-game series from San Diego in Houston from 6/19-22/69

LAST TIME ASTROS WERE SWEEPED AT HOME

TEAM	2 GAMES	3 GAMES	4 GAMES
ARI	---	8/17-19/12	---
ATL	---	6/10-12/11	7/16-19/92
BAL	---	6/3-5/03	---
BOS	---	7/1-3/11	---
CHC	---	8/14-16/06	6/14-17/04
CLE	---	5/19-21/17	---
CIN	---	9/16-18/13	6/24-27/99
DET	---	---	5/2-5/13
KC	---	4/15-17/14	---
LAA	---	6/28-30/13	---
MIA	---	7/25-27/14	---
MIL	---	9/2-4/11	---
NYJ	---	9/27-29/13	---
NYM	---	4/6-8/84	---
OAK	---	5/24-26/13	---
PHI	---	4/9-11/10	---
PIT	---	6/14-16/11	4/7-10/83
STL	8/16-17/16	7/7-9/06	6/3-6/68
SD	---	5/21-23/01	---
SF	---	8/28-30/12	7/25-27/75
SEA	---	6/30-7/2/14	8/9-12/18
TB	---	6/24-26/11	---
TEX	---	7/27-29/18	8/9-12/13
WSH/MON	4/29-30/14	8/8-10/95	8/6-9/12

MOST RECENT ASTROS SWEEPS ON THE ROAD

TEAM	2 GAMES	3 GAMES	4 GAMES
ARI	5/30-31/16	6/2-4/95	6/19-21/64**
ATL	7/4-5/17	6/2-4/95	6/19-21/64**
CHC	---	5/30-6/01/11	---
CIN	---	8/30-9/1/04	6/7-10/08
COL	8/6-7/19	---	---
CWS	---	4/20-22/18	---
DET	---	5/13-15/19	---
KC	---	9/13-15/19	---
LAA	5/4-5/19	8/24-26/18	5/31-6/3/13
LAD	---	5/9-11/08	---
MIA/FLA	---	5/15-17/17	---
MIN	---	5/29-31/17	---
NYM	---	4/9-11/93	9/13-15/63
OAK	4/14/17	5/31-6/2/19	6/19-22/17
PHI	---	9/25-27/06	8/23-26/10
PIT	---	8/25-27/06	7/18-20/05
STL	6/14-15/16	5/11-13/10	---
SD	---	4/27-29/15	8/14-17/80
SEA	9/24-25/19	9/4-6/17	---
SF	8/6-7/18	9/18-20/01	---
TEX	7/3-4/18	9/25-27/17	6/7-10/18
WSH/MON	---	5/4-6/01	---

LAST TIME ASTROS WERE SWEEPED ON THE ROAD

TEAM	2 GAMES	3 GAMES	4 GAMES
ARI	---	8/28-30/09	7/20-22/12
ATL	---	8/3-5/12	5/5-8/05
BAL	---	6/17-19/08	---
BOS	---	---	4/25-28/13
CHC	---	6/29-7/1/12	6/23-25/67
CIN	---	6/17-19/19	5/21-24/04
CLE	---	---	9/19-22/13
COL	---	8/22-24/11	5/28-31/12
CWS	---	8/8-10/17	---
DET	---	7/29-31/16	---
KC	---	6/7-9/13	---
LAA	---	---	7/3-6/14
LAD	---	8/12-14/11	6/14-17/84
MIA/FLA	---	9/16-18/08	7/7-10/11
MIL	---	7/30-8/1/12	---
MIN	---	8/2-4/13	---
NYJ	---	6/11-13/10	---
NYM	---	10/2-4/09	6/2-5/75
OAK	---	4/18-23/14	9/8-10/17
PHI	---	8/5-7/14	---
PIT	---	4/24-26/07	7/2-7/512
SD	---	6/8-10/92	8/6-9/92
SF	---	7/13-15/12	6/20-22/86
STL	---	9/18-20/12	8/18-21/83
TB	---	7/10-12/15	---
TEX	---	4/19-21/16	9/14-17/15
TOR	---	6/5-7/15	---
WSH/MON	6/17-18/14	5/19-21/00	---

TEAM YEAR-BY-YEAR RESULTS

YEAR	WON	..LOSTPCTPOSGB	MANAGER
1962	64	96	400	8	36.5	Harry Craft
1963	66	96	407	9	33.0	Harry Craft
1964	66	96	407	9	27.0	Harry Craft (61-88 28 GB) Luman Harris (5-8)
1965	65	97	401	9	32.0	Luman Harris
1966	72	90	444	8	23.0	Grady Hatton
1967	69	93	426	9	32.5	Grady Hatton
1968	72	90	444	10	25.0	Grady Hatton (23-38 14 GB) Harry Walker (49-52)
1969*	81	81	500	5*	12.0	Harry Walker
1970	79	83	488	4	23.0	Harry Walker
1971	79	83	488	T-4	11.0	Harry Walker
1972	84	69	549	2	10.5	Harry Walker (67-54 9 GB) Salty Parker (1-0) Leo Durocher (16-15)
1973	82	80	506	4	17.0	Leo Durocher
1974	81	81	500	4	21.0	Preston Gomez
1975	64	97	398	6	43.5	Preston Gomez (47-80, 38 GB) Bill Virdon (17-17)
1976	80	82	494	3	22.0	Bill Virdon
1977	81	81	500	3	17.0	Bill Virdon
1978	74	88	457	5	21.0	Bill Virdon
1979	89	73	549	2	1.5	Bill Virdon
1980	93	70	571	1	+1	Bill Virdon
1981**	28	29	491	3	8	Bill Virdon
1982	33	20	623	1	+1	Bill Virdon
1982	77	85	475	5	12.0	Bill Virdon (49-62, 13 GB) Bob Lillis (28-23)
1983	85	77	525	3	6.0	Bob Lillis
1984	80	82	494	T-2	12.0	Bob Lillis
1985	83	79	512	T-3	12.0	Bob Lillis
1986	96	66	593	1	+10	Hal Lanier
1987	76	86	469	3	14.0	Hal Lanier
1988	82	80	506	5	12.5	Hal Lanier
1989	86	76	531	3	6.0	Art Howe
1990	75	87	463	T-4	16.0	Art Howe
1991	65	97	401	6	29.0	Art Howe
1992	81	81	500	4	17.0	Art Howe
1993	85	77	525	3	19.0	Art Howe
1994***	66	49	574	2	0.5	Terry Collins
1995	76	68	528	2	9.0	Terry Collins
1996	82	80	506	2	6.0	Terry Collins
1997	84	78	519	1	+5.0	Larry Dierker
1998	102	60	630	1	+12.5	Larry Dierker
1999	97	65	599	1	+1.5	Larry Dierker
2000	72	90	444	4	23.0	Larry Dierker
2001	93	69	574	T-1	****0	Larry Dierker
2002	84	78	519	2	13.0	Jimmy Williams
2003	87	75	537	2	1.0	Jimmy Williams
2004#	92	70	568	2	13.0	Jimmy Williams (44-44, 10.5 GB) Phil Garner (48-26)
2005#	89	73	549	2	11.0	Phil Garner
2006	82	80	506	2	1.5	Phil Garner
2007	73	89	451	4	12.0	Phil Garner (58-73, 9 GB) Cecil Cooper (15-16)
2008	86	75	534	3	11.0	Cecil Cooper
2009	74	88	457	5	17.0	Cecil Cooper (70-79, 16.5 GB) Dave Clark (4-9)
2010	76	86	469	4	15.0	Brad Mills
2011	56	106	346	6	40.0	Brad Mills
2012	55	107	340	6	42.0	Brad Mills (39-82, 27.5 GB) Tony DeFrancesco (16-25)
2013	51	111	315	5	45.0	Bo Porter
2014	70	92	432	4	28.0	Bo Porter (59-79, 25 GB) Tom Lawless (11-13)
2015#	86	76	531	2	2.0	AJ Hinch
2016	84	78	519	3	11.0	AJ Hinch
2017^S	101	61	623	1	(21.0)	AJ Hinch
2018^	103	59	636	1	(6.0)	AJ Hinch
2019^	107	55	660	1	(10.0)	AJ Hinch
Totals	4498	4607	494			

MANAGERIAL CAREER RECORDS

1. Bill Virdon	544-522 (.510)
(1975-82)	
2. AJ Hinch	481-329 (.594)
(2015-19)	
3. Larry Dierker	435-348 (.556)
(1997-01)	
4. Art Howe	392-418 (.484)
(1989-1993)	
5. Harry Walker	355-353 (.501)
(1968-72)	
6. Phil Garner	277-252 (.524)
(2004-2007)	
7. Bob Lillis	276-261 (.514)
(1982-85)	
8. Hal Lanier	254-232 (.523)
(1986-88)	
9. Terry Collins	224-197 (.532)
(1994-96)	
10. Jimmy Williams	215-197 (.522)
(2002-04)	
11. Harry Craft	191-280 (.406)
(1962-64)	
12. Cecil Cooper	171-170 (.501)
(2007-09)	
13. Brad Mills	171-274 (.384)
(2010-12)	
14. Grady Hatton	164-221 (.426)
(1966-68)	
15. Preston Gomez	128-161 (.443)
(1974-75)	
16. Bo Porter	110-190 (.367)
(2013-14)	
17. Leo Durocher	98-95 (.508)
(1972-73)	
18. Luman Harris	70-105 (.400)
(1964-65)	
** Salty Parker was 1-0 as the interim manager in 1972.	
*** Cecil Cooper was 15-16 as the interim manager in 2007.	
** Dave Clark was 4-9 as the interim manager in 2009.	
** Tony DeFrancesco was 16-25 as the interim manager in 2012.	
** Tom Lawless was 11-13 as the interim manager in 2014.	

CHART SYMBOLS

*Start of Divisional Play (NL West)

**1981 Totals Reflect 1st & 2nd Half Standings

***Divisional Realignment (NL Central)

****Tied St. Louis for first place in NL Central

#Earned Wild Card Berth

^Won AL West

\$Won World Series

BEST WON/LOST RECORDS BY GAME

G	W-L..... YEAR(S)	G	W-L..... YEAR(S)	G	W-L..... YEAR(S)
1	1-0..... (29 times)	62	43-19..... 2017	123	78-45..... 2019
2	2-0..... (15 times)	63	44-19..... 2017	124	78-46..... 2019
3	3-0..... (7 times)	64	44-20..... 2017	125	79-46..... 2019
4	4-0..... (68,87,01)	65	44-21..... (17,19)	126	80-46..... 2019
5	5-0..... 1987	66	44-22..... (17, 19)	127	81-46..... 2019
6	6-0..... 1987	67	45-22..... (17,19)	128	81-47..... 2019
7	6-1..... (87,88,18)	68	46-22..... 2019	129	82-47..... 2019
8	7-1..... 1988	69	46-23..... (17,19)	130	83-47..... 2019
9	7-2..... (72,80,87,88,03,18)	70	47-23..... 2019	131	84-47..... 2019
10	8-2..... (72,18)	71	48-23..... 2019	132	85-47..... 2019
11	9-2..... (72,18)	72	48-24..... (17,19)	133	86-47..... 2019
12	9-3..... (72,18)	73	49-24..... 2017	134	87-47..... 2019
13	9-4..... (8 times)	74	50-24..... 2017	135	87-48..... 2019
14	10-4..... (72,79,86,88,06,18)	75	50-25..... 2017	136	88-48..... 2019
15	11-4..... (72,79)	76	51-25..... 2017	137	88-49..... 2019
16	12-4..... 1979	77	52-25..... 2017	138	89-49..... 2019
17	12-5..... (7 times)	78	52-26..... 2017	139	90-49..... 2019
18	13-5..... (79,80,86,06)	79	53-26..... 2017	140	90-50..... 2019
19	14-5..... (79,80)	80	54-26..... 2017	141	91-50..... 2019
20	14-6..... (79,80,86,06,17)	81	54-27..... 2017	142	92-50..... 2019
21	15-6..... (79,80,86,06)	82	55-27..... 2017	143	93-50..... 2019
22	16-6..... 1980	83	56-27..... 2017	144	94-50..... 2019
23	16-7..... (80,15,18)	84	57-27..... 2017	145	95-50..... 2019
24	17-7..... (80,15)	85	58-27..... 2017	146	95-51..... 2019
25	18-7..... 2015	86	58-28..... 2017	147	95-52..... 2019
26	18-8..... 2015	87	59-28..... 2017	148	95-53..... (98, 19)
27	18-9..... (80,06,15,17)	88	59-29..... 2017	149	96-53..... (98, 19)
28	19-9..... (06,17)	89	60-29..... 2017	150	97-53..... 2019
29	19-10..... (7 times)	90	61-29..... 2017	151	98-53..... 2019
30	20-10..... (73,17,18)	91	61-30..... 2017	152	99-53..... 2019
31	20-11..... (73,98,04,15,17,18)	92	62-30..... 2017	153	100-53..... 2019
32	21-11..... (73,04,17)	93	62-31..... 2017	154	101-53..... 2019
33	22-11..... (73,17)	94	63-31..... 2017	155	101-54..... 2019
34	23-11..... 2017	95	63-32..... 2017	156	102-54..... 2019
35	24-11..... 2017	96	64-32..... 2017	157	103-54..... 2019
36	25-11..... 2017	97	65-32..... 2017	158	104-54..... 2019
37	25-12..... 2017	98	65-33..... 2017	159	104-55..... 2019
38	26-12..... 2017	99	66-33..... 2017	160	105-55..... 2019
39	27-12..... 2017	100	67-33..... 2017	161	106-55..... 2019
40	28-12..... 2017	101	67-34..... 2017	162	107-55..... 2019
41	29-12..... 2017	102	68-34..... 2017	163	93-70..... 1980
42	29-13..... 2017	103	68-35..... 2017		
43	29-14..... 2017	104	68-36..... 2017		
44	29-15..... (17, 19)	105	69-36..... 2017		
45	30-15..... (17, 19)	106	69-37..... 2017		
46	31-15..... (17, 19)	107	69-38..... 2017		
47	31-16..... (17, 19)	108	69-39..... (17,19)		
48	32-16..... (17, 19)	109	70-39..... 2017		
49	33-16..... (17,19)	110	70-40..... (17, 19)		
50	34-16..... 2017	111	71-40..... (17,19)		
51	35-16..... 2017	112	72-40..... 2019		
52	36-16..... 2017	113	73-40..... 2019		
53	37-16..... 2017	114	74-40..... 2019		
54	38-16..... 2017	115	75-40..... 2019		
55	39-16..... 2017	116	76-40..... 2019		
56	40-16..... 2017	117	77-40..... 2019		
57	41-16..... 2017	118	77-41..... 2019		
58	42-16..... 2017	119	78-41..... 2019		
59	42-17..... 2017	120	78-42..... 2019		
60	42-18..... 2017	121	78-43..... 2019		
61	43-18..... 2017	122	78-44..... 2019		

SLOWEST STARTS

G	W-L	YR.
1	0-1	(28 times)
2	0-2	(18 times)
3	0-3	(12 times)
4	0-4	(69,78,81,83,90,07,10,11)
5	0-5	(69,78,83,10,11)
6	0-6	(83,10)
7	0-7	(83,10)
8	0-8	(83,10)
9	*0-9	(83)

*won 10th game in 1983

ASTROS ATTENDANCE RECORDS

Season: Home.....	3,087,872.....	2004	
Season: Road.....	2,647,485.....	2007	
Season: Home and Road	5,667,890.....	2007	
Opening Day: Home.....	51,668.....	April 6, 1999.....	Chicago (NL)
Single Game: Home.....	54,037.....	September 28, 1999.....	Cincinnati
Doubleheader: Home	45,115.....	August 4, 1979.....	Atlanta
Day-Night Doubleheader: Home			
Day	30,738		
Night.....	42,595		
Total.....	73,333.....	July 24, 1965	Cincinnati
Night Game: Home.....	54,037.....	September 28, 1999.....	Cincinnati
Day Game: Home.....	52,493.....	September 12, 1998.....	St. Louis
Weekday Game: Home.....	54,037.....	September 28, 1999.....	Cincinnati
Weekday Day Game: Home (non-opener).....	43,727.....	July 1, 1999.....	St. Louis
Largest: Home.....	54,037.....	September 28, 1999.....	Cincinnati
Largest: Road	60,864.....	June 12, 1993	Colorado
Smallest: Home	0	*May 12, 1995.....	Philadelphia
Smallest: Astrodome.....	0	*May 12, 1995.....	Philadelphia
Smallest: Road.....	737.....	September 8, 1975	Atlanta
Largest Single Home Stand.....	446,087.....	May 17-June 1, 1965 16 dates	

* zero tickets sold; all were given away free.

YEAR-BY-YEAR HOUSTON ATTENDANCE DATA

YEAR	HOME	ROAD	TOTAL	YEAR	HOME	ROAD	TOTAL
1962	924,456	925,345	1,849,801	1992	1,211,412	1,946,653	3,158,065
1963	719,502	765,720	1,485,222	1993	2,084,546	2,421,566	4,506,112
1964	725,773	853,254	1,579,027	1994	1,561,136	1,701,925	3,263,061
1965	2,151,470	952,749	3,104,219	1995	1,363,801	1,650,552	3,014,353
1966	1,872,108	1,109,584	2,981,692	1996	1,975,888	2,030,978	4,006,866
1967	1,348,303	1,088,450	2,436,753	1997	2,046,781	2,115,796	4,162,577
1968	1,312,887	877,059	2,189,946	1998	2,450,451	2,235,431	4,685,882
1969	1,442,995	913,628	2,356,623	1999	2,706,017	2,056,636	4,762,653
1970	1,253,444	1,155,731	2,409,175	2000	3,056,139	2,446,596	5,502,735
1971	1,261,589	1,186,238	2,447,827	2001	2,904,820	2,344,425	5,248,705
1972	1,469,247	1,261,515	2,730,762	2002	2,517,357	2,241,224	4,758,581
1973	1,394,004	1,239,188	2,633,192	2003	2,454,241	2,223,645	4,677,886
1974	1,090,728	1,214,237	2,304,965	2004	3,087,872	2,461,031	5,548,903
1975	858,002	1,161,573	2,019,575	2005	2,804,760	2,451,857	5,256,617
1976	886,146	1,211,254	2,097,400	2006	3,022,763	2,550,582	5,573,345
1977	1,109,560	1,505,319	2,614,879	2007	3,020,405	2,647,485	5,667,890
1978	1,126,145	1,417,063	2,543,208	2008	2,779,487	2,607,999	5,387,486
1979	1,900,312	1,588,414	3,488,726	2009	2,521,076	2,483,853	5,004,929
1980	2,278,217	1,838,719	4,116,936	2010	2,331,490	2,581,130	4,912,620
1981	1,321,282	1,168,379	2,489,661	2011	2,067,016	2,315,654	4,382,670
1982	1,558,555	1,585,541	3,144,096	2012	1,607,733	2,487,476	4,095,209
1983	1,351,962	1,640,827	2,992,789	2013	1,656,443	2,236,523	3,892,966
1984	1,229,862	1,526,616	2,756,478	2014	1,749,806	2,202,540	3,952,346
1985	1,184,314	1,645,925	2,830,239	2015	2,153,585	2,277,838	4,431,423
1986	1,734,276	1,816,220	3,550,496	2016	2,306,623	2,271,334	4,577,957
1987	1,909,902	1,894,294	3,804,196	2017	2,403,671	2,186,572	4,590,243
1988	1,933,505	1,909,916	3,843,421	2018	2,980,549	2,307,384	5,287,933
1989	1,834,908	1,996,660	3,831,568	2019	2,857,367	2,104,192	4,961,559
1990	1,310,927	1,831,131	3,142,058	TOTALS	107,373,768	104,909,164	212,282,392
1991	1,196,152	2,039,738	3,235,890				

MONTHLY ATTENDANCE RECORDS

April	574,763	2018	16 dates
May	641,054	2004	17 dates
June	617,990	2008	16 dates
July	603,102	2001	16 dates
August	572,262	2000	16 dates
September	573,129	2000	16 dates
October	154,886	1999	3 dates

TEAM HOME SERIES ATTENDANCE RECORDS

TEAM	2-GAME SERIES	3-GAME SERIES	4-GAME SERIES
Arizona	57,776 June 11-12, 2014	128,454 July 28-30, 2006	143,090 July 26-29, 2004
Atlanta	64,808 Aug. 25-26, 1998	130,458 Sept. 28-29, 2007	170,447 July 18-21, 1996
Baltimore	--	110,454 April 2-4, 2018	108,007 May 29-June 1, 2014
Boston	--	127,466 June 27-29, 2008	139,973 May 31-June 3, 2018
Chicago (AL)	--	119,604 June 2-4, 2000	154,330 July 5-8, 2018
Chicago (NL)	58,035 May 6-7, 2009	155,697 Sept. 25-27, 1998	172,390 July 21-23, 2001
Cincinnati	106,279 Sept. 28-29, 1999	133,079 Sept. 21-23, 1979	167,915 May 12-15, 2000
Cleveland	--	125,708 July 18-20, 1999	82,696 Sept. 19-22, 2013
Colorado	78,809 Aug. 6-7, 2019	128,072 Oct. 1-3, 2004	163,729 June 28-July 1, 2007
Detroit	--	118,703 July 13-15, 2018	77,837 May 2-5, 2013
Florida/Miami	68,771 April 16-17, 2007	116,519 Aug. 27-29, 1999	129,240 Sept. 12-15, 2005
Kansas City	--	121,208 June 22-24, 2018	--
Los Angeles (AL)	33,080 Sept. 2-3, 2014	125,046 Sept. 21-23, 2018	149,174 Aug. 30-Sept. 2, 2018
Los Angeles (NL)	72,178 Sept. 9-10, 1980	154,886 Oct. 1-3, 1999	167,072 Aug. 5-8, 1988
Milwaukee	75,960 June 11-12, 2019	125,250 Aug. 10-12, 2007	143,546 Sept. 6-9, 2001
Minnesota	50,325 June 22-23, 1998	117,297 July 14-16, 2017	--
New York (AL)	--	129,669 June 13-15, 2008	139,485 June 25-28, 2015
New York (NL)	51,878 May 13-14, 1987	121,784 Sept. 1-3, 2006	172,835 July 28-31, 2005
Oakland	--	113,260 April 27-29, 2018	142,905 July 9-12, 2018
Philadelphia	30,486 May 27-28, 1969	123,604 Sept. 15-17, 2006	156,154 May 22-25, 2008
Pittsburgh	52,071 June 18-19, 1965	128,035 June 20-22, 1980	150,685 Sept. 14-17, 2000
St. Louis	88,149 July 9-10, 2013	157,017 Sept. 11-13, 1998	169,840 July 6-9, 2006
San Diego	62,034 April 21-22, 2008	129,973 Aug. 11-13, 2006	155,715 July 26-29, 2007
San Francisco	70,419 Sept. 24-25, 1986	130,922 Oct. 2-4, 2001	135,447 May 12-15, 2005
Seattle	66,007 June 5-6, 2018	121,315 June 15-17, 2007	155,148 Aug. 9-12, 2018
Tampa Bay	--	114,974 June 18-20, 2018	97,265 July 31- Aug. 3, 2017
Texas	81,179 June 28-29, 2002	129,725 June 15-17, 2001	136,556 May 9-12, 2019
Toronto	--	117,537 Aug. 4-6, 2017	114,227 July 25-28, 2013
Washington*	48,568 April 29-30, 2014	117,783 Aug. 4-6, 2006	132,877 Aug. 20-23, 2007

*-includes franchise history as Montreal Expos.

ASTROS ATTENDANCE RECORDS IN HOUSTON

	Largest	Smallest	Largest Season
Arizona.....	43,386 - 7/29/06	14,923 - 8/19/12	134,681 - 1999
Atlanta.....	51,526 - 5/16/98	2,600 - 10/1/85	252,479 - 2000
Baltimore.....	42,675 - 4/2/18	14,644 - 6/6/13	110,454 - 2018
Boston.....	43,073 - 6/28/08	21,620 - 8/6/13	139,973 - 2018
Chicago (AL).....	41,654 - 7/8/18	13,870 - 6/17/13	154,338 - 2018
Chicago (NL).....	52,199 - 8/16/98	3,427 - 6/9/75	421,765 - 2001
Cincinnati.....	54,037 - 9/28/99	3,317 - 9/4/73	323,617 - 1980
Cleveland.....	50,299 - 7/18/99	16,417 - 9/18/14	125,708 - 1999
Colorado.....	43,279 - 10/2/04	11,974 - 5/28/13	167,297 - 1994
Detroit.....	41,177 - 7/17/99	16,624 - 5/2/13	118,703 - 2018
Florida/Miami.....	43,666 - 4/3/06	11,238 - 6/5/95	148,162 - 1996
Kansas City.....	42,585 - 7/8/00	12,302 - 5/22/13	121,208 - 2018
Los Angeles (AL).....	43,264 - 9/21/19	12,906 - 5/8/13	370,060 - 2018
Los Angeles (NL).....	52,062 - 10/2/99	5,323 - 9/25/64	347,332 - 1965
Milwaukee.....	43,578 - 8/12/07	13,330 - 6/18/13	368,853 - 2004
Minnesota.....	43,769 - 6/22/06	13,500 - 9/3/13	117,297 - 2017
New York (AL).....	43,409 - 6/14/08	23,145 - 4/2/14	139,485 - 2015
New York (NL).....	44,540 - 4/26/80	1,638 - 9/8/62	256,403 - 1965
Oakland.....	43,171 - 8/27/18	14,094 - 8/25/14	365,458 - 2018
Philadelphia.....	52,071 - 8/7/98	2,231 - 9/21/63	228,899 - 1965
Pittsburgh.....	48,176 - 4/21/79	2,782 - 9/26/63	362,542 - 2004
St. Louis.....	52,493 - 9/12/98	2,551 - 4/23/63	331,409 - 2004
San Diego.....	43,591 - 8/12/06	3,044 - 9/7/74	226,301 - 1999
San Francisco.....	49,035 - 6/19/93	3,621 - 9/9/85	282,319 - 1989
Seattle.....	43,144 - 9/17/18	11,686 - 4/24/13	331,243 - 2018
Tampa Bay.....	43,409 - 6/20/18	12,722 - 7/1/13	114,974 - 2018
Texas.....	43,277 - 6/17/01	3,385 - 8/31/17 (game played at TB)	341,040 - 2018
Toronto.....	42,174 - 6/16/19	17,423 - 7/31/14	117,537 - 2017
Washington/Montreal.....	46,215 - 4/29/78	6,195 - 6/13/77	182,989 - 1999

ASTROS ATTENDANCE RECORDS ON THE ROAD

	Largest	Smallest	Largest Season
Arizona.....	44,076 - 9/6/98	15,556 - 5/30/16	251,765 - 1998
Atlanta.....	49,402 - 5/24/94	737 - 9/8/75	362,889 - 1992
Baltimore.....	45,944 - 5/11/14	16,401 - 5/27/15	123,817 - 2016
Boston.....	38,065 - 8/14/14	29,312 - 4/26/13	149,450 - 2014
Chicago (AL).....	38,576 - 6/25/06	11,836 - 6/8/99	103,261 - 2007
Chicago (NL).....	41,757 - 7/15/07	1,572 - 9/10/64	390,219 - 2004
Cincinnati.....	55,205 - 4/8/91	2,002 - 9/29/66	308,028 - 1977
Cleveland.....	43,222 - 6/26/98	10,821 - 7/7/15	129,391 - 1998
Colorado.....	60,864 - 6/12/93	19,226 - 5/13/09	303,666 - 1993
Detroit.....	40,315 - 5/15/13	10,871 - 6/9/98	147,071 - 2015
Florida/Miami.....	43,290 - 4/12/94	5,175 - 4/23/02	206,000 - 1993
Kansas City.....	38,880 - 6/25/16	14,951 - 7/8/01	108,966 - 2015
Los Angeles (AL).....	44,264 - 7/21/18	25,097 - 5/7/15	373,549 - 2013
Los Angeles (NL).....	55,992 - 5/9/06	8,928 - 8/27/68	467,781 - 1980
Milwaukee.....	44,613 - 6/1/08	3,913 - 5/22/00	371,008 - 2008
Minnesota.....	39,659 - 6/21/09	12,280 - 6/14/01	106,587 - 2009
New York (AL).....	47,820 - 4/5/16	29,905 - 6/11/03	139,874 - 2010
New York (NL).....	54,424 - 5/30/70	1,481 - 9/20/62	228,050 - 1986
Oakland.....	35,065 - 6/9/02	7,360 - 5/7/18	192,041 - 2015
Philadelphia.....	57,386 - 6/10/81	2,113 - 5/8/69	206,106 - 1977
Pittsburgh.....	54,399 - 4/4/00	1,951 - 9/29/67	294,475 - 2001
St. Louis.....	48,787 - 5/20/88	4,348 - 9/21/65	372,220 - 2009
San Diego.....	60,516 - 7/31/91	1,413 - 9/11/73	224,047 - 2000
San Francisco.....	55,370 - 4/7/98	1,016 - 9/10/75	314,094 - 1989
Seattle.....	44,856 - 4/10/17	9,808 - 9/9/13	241,675 - 2018
Tampa Bay.....	29,953 - 6/21/08	10,880 - 6/19/14	65,814 - 2018
Texas.....	49,603 - 6/9/01	21,671 - 8/3/15	360,406 - 2018
Toronto.....	47,505 - 8/13/16	13,123 - 4/8/14	171,162 - 2017
Washington/Montreal.....	51,539 - 4/13/93	5,035 - 5/8/73	169,354 - 1979

HOME SERIES ATTENDANCE RECORDS

Total One Series.....	172,835	July 28-31, 2005	New York Mets
One-Day Series.....	42,652	April 12, 1965	Philadelphia
One-Game Series.....	42,652	April 12, 1965	Philadelphia
Two-Day Series.....	106,279	September 28-29, 1999	Cincinnati
Two-Game Series.....	106,279	September 29-29, 1999	Cincinnati
Three-Day Series.....	157,017	September 11-13, 1998	St. Louis
Three-Game Series.....	157,017	September 11-13, 1998	St. Louis
Four-Day Series.....	172,835	July 28-31, 2005	New York Mets
Four-Game Series.....	172,835	July 28-31, 2005	New York Mets
Five-Game Series*.....	101,566	May 26-29, 1966	Pittsburgh

*Includes one DH

TABLE OF
CONTENTS

PLAYERS

PLAYER
DEVELOPMENT

2019 REVIEW

OPPONENTS

HISTORY
AND RECORDS

SPRING TRAINING

MEDIA
INFORMATIONMINUTE MAID
PARK

TOP 25 REGULAR SEASON HOME CROWDS

1.....	54,037.....	Sept. 28, 1999.....	Cincinnati
2.....	52,493.....	Sept. 12, 1998.....	St. Louis
3.....	52,338.....	Sept. 13, 1998.....	St. Louis
4.....	52,242.....	Sept. 29, 1999.....	Cincinnati
5.....	52,199.....	Aug. 16, 1998.....	Chicago (NL)
6.....	52,186.....	Sept. 11, 1998.....	St. Louis
7.....	52,071.....	Aug. 7, 1998.....	Philadelphia
8.....	52,062.....	Oct. 2, 1999.....	Los Angeles
9.....	52,033.....	Oct. 3, 1999.....	Los Angeles
10.....	52,010.....	Sept. 11, 1999.....	Chicago (NL)
11.....	52,003.....	Aug. 15, 1998.....	Chicago (NL)
12.....	51,950.....	Sept. 26, 1998.....	Chicago (NL)
13.....	51,916.....	Sept. 27, 1998.....	Chicago (NL)
14.....	51,877.....	Sept. 12, 1999.....	Chicago (NL)
15.....	51,831.....	Sept. 25, 1998.....	Chicago (NL)
16.....	51,668.....	April 6, 1999.....	Chicago (NL)
17.....	51,526.....	May 16, 1998.....	Atlanta
18.....	50,908.....	June 22, 1966.....	Los Angeles
19.....	50,791.....	Oct. 1, 1999.....	Los Angeles
20.....	50,299.....	July 18, 1999.....	Cleveland
21.....	50,136.....	July 3, 1965.....	Los Angeles
22.....	50,016.....	April 30, 1994.....	St. Louis
23.....	49,674.....	July 20, 1996.....	Atlanta
24.....	49,442.....	Sept. 5, 1965.....	Los Angeles
25.....	49,035.....	June 19, 1993.....	San Francisco

TOP 10 POSTSEASON HOME CROWDS

1.....	53,688.....	Oct. 3, 1997.....	Atlanta.....	Game 3 Division Series
2.....	50,080.....	Sept. 29, 1998.....	San Diego.....	Game 1 Division Series
3.....	48,625.....	Oct. 8, 1999.....	Atlanta.....	Game 3 Division Series
4.....	48,553.....	Oct. 9, 1999.....	Atlanta.....	Game 4 Division Series
5.....	45,718.....	Oct. 15, 1986.....	New York.....	Game 6 Championship Series
6.....	45,550.....	Oct. 1, 1998.....	San Diego.....	Game 2 Division Series
7.....	44,952.....	Oct. 11, 1980.....	Philadelphia.....	Game 4 Championship Series
8.....	44,836.....	Oct. 6, 1981.....	Los Angeles.....	Game 1 Division Playoff
9.....	44,802.....	Oct. 12, 1980.....	Philadelphia.....	Game 5 Championship Series
10.....	44,443.....	Oct. 10, 1980.....	Philadelphia.....	Game 3 Championship Series

TOP 10 MINUTE MAID PARK CROWDS (REGULAR SEASON)

1.....	43,836.....	April 5, 2010.....	San Francisco.....	Opening Day 2010
2.....	43,827.....	April 6, 2009.....	Chicago (NL).....	Opening Day 2009
3.....	43,823.....	Sept. 30, 2007.....	Atlanta.....	Craig Biggio's final game
4.....	43,803.....	April 2, 2007.....	Pittsburgh.....	Opening Day 2007
5.....	43,769.....	June 22, 2006.....	Minnesota.....	Roger Clemens returns from retirement
6.....	43,753.....	April 6, 2015.....	Cleveland.....	Opening Day 2015
6.....	43,734.....	Oct. 4, 2001.....	San Francisco.....	Barry Bonds goes for home run record
8.....	43,704.....	Sept. 24, 2006.....	St. Louis.....	final home game of '06; Astros make run at playoffs
9.....	43,666.....	April 3, 2006.....	Florida.....	Opening Day 2006
10.....	43,630.....	Oct. 3, 2001.....	San Francisco.....	Barry Bonds goes for home run record

TOP 10 MINUTE MAID PARK CROWDS (POSTSEASON)

1.....	43,759.....	Oct. 8, 2005.....	Atlanta.....	NLDS Game 3
2.....	43,547.....	Oct. 9, 2004.....	Atlanta.....	NLDS Game 3
3.....	43,520.....	Oct. 6, 2018.....	Cleveland.....	ALDS Game 2
4.....	43,514.....	Oct. 5, 2018.....	Cleveland.....	ALDS Game 1
5.....	43,470.....	Oct. 17, 2005.....	St. Louis.....	NLCS Game 5
6.....	43,413.....	Oct. 9, 2005.....	Atlanta.....	NLDS Game 4
7.....	43,410.....	Oct. 2, 2017.....	Boston.....	ALDS Game 2
8.....	43,384.....	Oct. 29, 2019.....	Nationals.....	World Series Game 6
9.....	43,378.....	Oct. 5, 2019.....	Rays.....	ALDS Game 2
10.....	43,360.....	Oct. 23, 2019.....	Rays.....	ALDS Game 1

HOUSTON OPENING DAY GAMES

TOTAL: 30-28

AT HOUSTON: 22-19

ROAD: 8-9

YEAR	SITE	SCORE	WIN	LOSS	ATTENDANCE
1962	Houston	Houston 11, Chicago 2	SHANTZ	Cardwell	25,323
1963	Houston	SF 9, Houston 2	Sanford	Farrell	19,591
1964	Cincinnati	Houston 6, Cincinnati 3	Johnson	Maloney	27,878
1965	Houston	Phil. 2, Houston 0	SHORT	Bruce	42,652
1966	Los Angeles	Los Angeles 3, Houston 2	OSTEEN	Roberts, R.	34,520
1967	Houston	Houston 6, Atlanta 1	CUELLAR	Kelley	26,001
1968	Houston	Houston 5, Pittsburgh 4	DIERKER	Pizarro	21,320
1969	San Diego	San Diego 2, Houston 1	SELMA	Wilson	23,370
1970	San Francisco	Houston 8, SF 5	Dierker	Perry	30,933
1971	Houston	Houston 5, Los Angeles 2	DIERKER	Singer	22,421
1972	Houston	SF 5, Houston 0	Marichal	Wilson	23,021
1973	Atlanta	Houston 2, Atlanta 1 (13)	Gladding	Upshaw	23,385
1974	San Francisco	SF 5, Houston 1	Bradley	Roberts, D.	17,527
1975	Houston	Houston 6, Atlanta 2	DIERKER	Niekro	14,959
1976	Cincinnati	Cincinnati 11, Houston 5	Nolan	Richard	52,949
1977	Houston	Houston 3, Atlanta 2 (11)	Forsch	Johnson	25,781
1978	Cincinnati	Cincinnati 11, Houston 9	Borbon	Richard	52,378
1979	Houston	Houston 2, Atlanta 1	Richard	Niekro, P.	29,658
1980	Houston	Houston 3, Los Angeles 2	Richard	Hooton	33,270
1981	Los Angeles	Los Angeles 2, Houston 0	VALENZUELA	Niekro	50,511
1982	Houston	St. Louis 14, Houston 3	Forsch	Ryan	33,521
1983	Houston	LA 16, Houston 7	Pena	LaCorte	27,343
1984	Houston	Montreal 4, Houston 2	Lea	Niekro	28,105
1985	Houston	Houston 2, Los Angeles 1	Ryan	Valenzuela	42,876
1986	Houston	SF 8, Houston 3	Krukow	Ryan	22,935
1987	Houston	Houston 4, Los Angeles 3	Scott	Hershiser	44,585
1988	Houston	Houston 6, San Diego 3	Scott	McCullers	39,906
1989	Houston	Houston 10, Atlanta 3	Scott	Smith, Z.	27,989
1990	Houston	Cincinnati 8, Houston 4 (11)	Myers	Kerfeld	38,324
1991	Cincinnati	Cincinnati 6, Houston 2	Browning	Scott	55,205
1992	Houston	Atlanta 2, Houston 0	GLAVINE	Harnisch	25,318
1993	Houston	Phil. 3, Houston 1	MULHOLLAND	Drabek	44,560
1994	Houston	Houston 6, Montreal 5 (12)	Edens	Shaw	43,438
1995	San Diego	Houston 10, SD 2	Drabek	Benes	38,124
1996	Houston	LA 4, Houston 3	Martinez, R.	Reynolds	34,375
1997	Houston	Houston 2, Atlanta 1	Reynolds	Smoltz	44,618
1998	Houston	SF 9, Houston 4 (13)	Johnstone	Nitkowski	43,776
1999	Houston	Houston 4, Chicago 2	Reynolds	Trachsel	51,668
2000	Pittsburgh	Houston 5, Pittsburgh 2	Reynolds	Schmidt	54,399
2001	Houston	Houston 11, Milwaukee 5	Elarton	Haynes	36,526
2002	Houston	Milwaukee 9, Houston 3	Sheets	Miller	42,262
2003	Houston	Houston 10, Colorado 4	Oswalt	Jennings	43,241
2004	Houston	San Francisco 5, Houston 4	Rodriguez	Dotel	43,351
2005	Houston	St. Louis 7, Houston 3	Carpenter	Oswalt	43,567
2006	Houston	Houston 1, Florida 0	Oswalt	Johnson	43,666
2007	Houston	Pittsburgh 4, Houston 2	Capps	Qualls	43,803
2008	San Diego	San Diego 4, Houston 0	Peavy	Oswalt	44,965
2009	Houston	Chicago 4, Houston 2	Zambrano	Oswalt	43,827
2010	Houston	San Francisco 5, Houston 2	Lincecum	Oswalt	43,836*
2011	Philadelphia	Philadelphia 5, Houston 4	Baez	Lyon	45,237
2012	Houston	Colorado 5, Houston 3	Guthrie	W. Rodriguez	43,464
2013	Houston	Houston 8, Texas 2	Norris	Harrison	41,307
2014	Houston	Houston 6, New York (AL) 2	Feldman	Sabathia	42,117
2015	Houston	Houston 2, Cleveland 0	Keuchel	Kluber	43,753
2016	New York (AL)	Houston 5, New York (AL) 2	Keuchel	Tanaka	47,820
2017	Houston	Houston 3, Seattle 0	Keuchel	Hernandez	41,678
2018	Texas	Houston 4, Texas 1	Verlander	Hamels	47,253
2019	Tampa Bay	Houston 5, Tampa Bay 1	Verlander	Snell	25,025

*set a new Minute Maid Park attendance record (regular or postseason)

TABLE OF
CONTENTS

PLAYERS

PLAYER
DEVELOPMENT

2019 REVIEW

OPPONENTS

HISTORY
AND RECORDS

SPRING TRAINING

MEDIA
INFORMATIONMINUTE MAID
PARK

HOUSTON OPENING DAY LINEUPS (1962-1989)

1962

Aspromonte.....	5
Spangler.....	8
Mejias.....	9
Larker.....	3
Pendleton.....	7
Smith.....	2
Amalfitano.....	4
Buddin.....	6
Shantz.....	1

1963

Fazio.....	4
Spangler.....	7
Runnels.....	3
Staub.....	9
Aspromonte.....	5
Goss.....	8
Campbell.....	2
Lillis.....	6
Farrell.....	1

1964

Kasko.....	6
Fox.....	4
Runnels.....	3
Bond.....	7
Staub.....	9
Wynn.....	8
Aspromonte.....	5
Bateman.....	2
Johnson.....	1

1965

Lillis.....	6
Morgan.....	4
Wynn.....	8
Bond.....	3
Aspromonte.....	5
Beauchamp.....	7
Gaines.....	9
Bateman.....	2
Bruce.....	1

1966

Maye.....	7
Jackson.....	6
Wynn.....	8
Nicholson.....	9
Morgan.....	4
Aspromonte.....	5
Harrison.....	3
Bateman.....	2
R. Roberts.....	1

1967

Jackson.....	6
Morgan.....	4
Pointer.....	7
Wynn.....	8
Aspromonte.....	5
Staub.....	9
Mathews.....	3
Bateman.....	2
Cuellar.....	1

1968

Davis.....	8
Morgan.....	4
King.....	2
Staub.....	3
Wynn.....	7
Miller.....	9
Aspromonte.....	5
Torres.....	6
Dierker.....	1

1969

Alou.....	9
Morgan.....	4
Miller.....	8
Rader.....	5
Blefary.....	3
Watson.....	7
Menke.....	6
Edwards.....	2
Wilson.....	1

1970

Morgan.....	4
Pepitone.....	9
Wynn.....	8
Mayberry.....	3
Menke.....	6
Davis.....	7
Rader.....	5
Edwards.....	2
Dierker.....	1

1971

Cedeno.....	9
Morgan.....	4
Wynn.....	8
Watson.....	7
Menke.....	3
Rader.....	5
Edwards.....	2
Metzger.....	6
Dierker.....	1

1972

Metzger.....	6
Cedeno.....	8
Wynn.....	9
May.....	3
Watson.....	7
Rader.....	5
Helms.....	4
Edwards.....	2
Wilson.....	1

1973

Wynn.....	9
Helms.....	4
Cedeno.....	8
Watson.....	7
May.....	3
Rader.....	5
Edwards.....	2
Metzger.....	6
D. Roberts.....	1

1974

Gross.....	9
Metzger.....	6
Cedeno.....	8
Watson.....	7
M. May.....	2
L. May.....	3
Rader.....	5
Helms.....	4
D. Roberts.....	1

1975

Cabell.....	7
Andrews.....	4
Cedeno.....	8
M. May.....	2
Johnson.....	3
Miller.....	9
Rader.....	5
Metzger.....	6
Dierker.....	1

1976

Howard.....	7
Cabell.....	5
Cedeno.....	8
Watson.....	3
Johnson.....	2
Gross.....	9
Milbourne.....	4
Metzger.....	6
Richard.....	1

1977

Gonzalez.....	4
Cabell.....	5
Cruz.....	9
Watson.....	3
Crawford.....	7
Ferguson.....	2
Gardner.....	8
Metzger.....	6
Richard.....	1

1978

Puhl.....	7
Cabell.....	5
Cedeno.....	8
Cruz.....	9
Watson.....	3
Ferguson.....	2
Howe.....	4
Metzger.....	6
Richard.....	1

1979

Puhl.....	9
Reynolds.....	6
Cedeno.....	8
Cruz.....	7
Cabell.....	5
Watson.....	3
Howe.....	4
Ashby.....	2
Richard.....	1

1980

Puhl.....	9
Reynolds.....	6
Cedeno.....	8
Morgan.....	4
Cruz.....	7
Cabell.....	5
Howe.....	3
Ashby.....	2
Richard.....	1

1981

Puhl.....	9
Reynolds.....	6
Cedeno.....	8
Cruz.....	7
Howe.....	5
Roberts.....	3
Thon.....	4
Pujols.....	2
Niekro.....	1

1982

Puhl.....	9
Scott.....	8
Garner.....	4
Cruz.....	7
Ashby.....	2
Knight.....	5
Howe.....	3
Reynolds.....	6
Ryan.....	1

1983

Moreno.....	8
Doran.....	4
Thon.....	6
Garner.....	5
Cruz.....	7
Knight.....	3
Puhl.....	9
Pujols.....	2
Niekro.....	1

1984

Doran.....	4
Puhl.....	9
Thon.....	6
Cruz.....	7
Mumphrey.....	8
Knight.....	3
Walling.....	5
Ashby.....	2
Niekro.....	1

1985

Thon.....	6
Cabell.....	3
Garner.....	5
Cruz.....	7
Mumphrey.....	8
Puhl.....	9
Ashby.....	2
Doran.....	4
Ryan.....	1

1986

Bullock.....	7
Doran.....	4
Walling.....	5
Davis.....	3
Bailey.....	2
Bass.....	9
Walker.....	8
Thon.....	6
Ryan.....	1

1987

Doran.....	4
Hatcher.....	8
Cruz.....	7
Davis.....	3
Bass.....	9
Ashby.....	2
Reynolds.....	6
Garner.....	5
Scott.....	1

1988

Young.....	8
Hatcher.....	7
Doran.....	4
Davis.....	3
Walling.....	5
Ashby.....	2
Puhl.....	9
Ramirez.....	6
Scott.....	1

1989

Young.....	8
Ramirez.....	6
Hatcher.....	7
Davis.....	3
Bass.....	9
Doran.....	4
Caminiti.....	5
Biggio.....	2
Scott.....	1

HOUSTON OPENING DAY LINEUPS (1990-2016)

1990

Young.....	8
Biggio.....	2
Doran.....	4
Davis.....	3
Wilson.....	9
Anthony.....	7
Caminiti.....	5
Ramirez.....	6
Scott.....	1

1991

Yelding.....	6
Finley.....	8
Biggio.....	2
Gonzalez.....	7
Caminiti.....	5
Bagwell.....	3
Rhodes.....	9
McLemore.....	4
Scott.....	1

1992

Biggio.....	4
Finley.....	8
Bagwell.....	3
Incaviglia.....	9
Caminiti.....	5
Gonzalez.....	7
Servais.....	2
Cedeno.....	6
Harnsich.....	1

1993

Biggio.....	4
Finley.....	8
Bagwell.....	3
Anthony.....	9
Caminiti.....	5
Gonzalez.....	7
Cedeno.....	6
Taubensee.....	2
Drabek.....	1

1994

Mouton.....	9
Finley.....	8
Biggio.....	4
Bagwell.....	3
Gonzalez.....	7
Caminiti.....	5
Servais.....	2
Cedeno.....	6
Harnsich.....	1

1995

Biggio.....	4
Gonzalez.....	7
Bagwell.....	3
Bell.....	8
Plantier.....	9
Magadan.....	5
Servais.....	2
Miller.....	6
Drabek.....	1

1996

Hunter.....	8
Biggio.....	4
Bagwell.....	3
Bell.....	9
May.....	7
Berry.....	5
Wilkins.....	2
Miller.....	6
Reynolds.....	1

1997

Biggio.....	4
Listach.....	6
Bagwell.....	3
Bell.....	8
Gonzalez.....	7
Berry.....	5
Abreu.....	9
Ausmus.....	2
Reynolds.....	1

1998

Biggio.....	4
Bell.....	9
Bagwell.....	3
Berry.....	5
Alou.....	7
Hidalgo.....	8
Gutierrez.....	6
Ausmus.....	2
Reynolds.....	1

1999

Biggio.....	4
Bell.....	9
Bagwell.....	3
Caminiti.....	5
Everett.....	8
Hidalgo.....	7
Eusebio.....	2
Gutierrez.....	6
Reynolds.....	1

2000

Biggio.....	4
Spiers.....	7
Bagwell.....	3
Caminiti.....	5
Alou.....	9
Hidalgo.....	8
Eusebio.....	2
Bogar.....	6
Reynolds.....	1

2001

Lugo.....	6
Biggio.....	4
Bagwell.....	3
Berkman.....	7
Hidalgo.....	8
Ward.....	9
Ausmus.....	2
Truby.....	5
Elarton.....	1

2002

Biggio.....	4
Zaun.....	2
Bagwell.....	3
Berkman.....	8
Hidalgo.....	9
Ward.....	7
Ensborg.....	5
Everett.....	6
Miller.....	1

2003

Biggio.....	8
Blum.....	5
Bagwell.....	3
Berkman.....	7
Kent.....	4
Hidalgo.....	9
Ausmus.....	2
Lugo.....	6
Oswalt.....	1

2004

Biggio.....	8
Everett.....	6
Bagwell.....	3
Kent.....	4
Hidalgo.....	9
Berkman.....	7
Ensborg.....	5
Ausmus.....	2
Reynolds.....	1

2005

Everett.....	6
Biggio.....	4
Bagwell.....	3
Ensborg.....	5
Scott.....	7
Lane.....	9
Ausmus.....	2
Taveras.....	8
Oswalt.....	1

2006

Biggio.....	4
Taveras.....	8
Berkman.....	3
Ensborg.....	5
Wilson.....	7
Lane.....	9
Ausmus.....	2
Everett.....	6
Oswalt.....	1

2007

Biggio.....	4
Everett.....	6
Berkman.....	3
Lee.....	7
Ensborg.....	5
Scott.....	9
Burke.....	8
Ausmus.....	2
Oswalt.....	1

2008

Bourn.....	8
Pence.....	9
Berkman.....	3
Lee.....	7
Tejada.....	6
Wigginton.....	5
Loretta.....	4
Ausmus.....	2
Oswalt.....	1

2009

Matsui.....	4
Rodriguez.....	2
Berkman.....	3
Lee.....	7
Tejada.....	6
Blum.....	5
Pence.....	9
Bourn.....	8
Oswalt.....	1

2010

Bourn.....	8
Matsui.....	4
Pence.....	9
Lee.....	7
Blum.....	3
Feliz.....	5
Towles.....	2
Manzella.....	6
Oswalt.....	1

2011

Bourn.....	8
Sanchez.....	6
Pence.....	9
Lee.....	7
Hall.....	4
Johnson.....	5
Wallace.....	3
Quintero.....	2
Myers.....	1

2012

Schafer.....	8
Altuve.....	4
Martinez.....	7
Lee.....	3
Bogusevic.....	9
Johnson.....	5
Castro.....	2
Gonzalez.....	6
Rodriguez.....	1

2013

Altuve.....	4
Wallace.....	3
Carter.....	7
Pena.....	DH
Maxwell.....	8
Castro.....	2
Dominguez.....	5
Barnes.....	9
Cedeno.....	6
Norris.....	1

2014

Fowler.....	8
Grossman.....	7
Altuve.....	4
Castro.....	2
Guzman.....	3
Carter.....	DH
Dominguez.....	5
Hoes.....	9
Villar.....	6
Feldman.....	1

2015

Altuve.....	4
Springer.....	9
Valbuena.....	5
Gattis.....	DH
Carter.....	3
Castro.....	2
Lowrie.....	6
Rasmus.....	7
Marisnick.....	8
Keuchel.....	1

2016

Altuve.....	4
Springer.....	9
Correa.....	6
Rasmus.....	7
Gomez.....	8
Valbuena.....	5
Tucker.....	DH
Gonzalez.....	3
Castro.....	2
Keuchel.....	1

TABLE OF
CONTENTS

PLAYERS

PLAYER
DEVELOPMENT

2019 REVIEW

OPPONENTS

HISTORY
AND RECORDS

SPRING TRAINING

MEDIA
INFORMATIONMINUTE MAID
PARK

HOUSTON OPENING DAY LINEUPS (2017-2019)

2017

Springer.....	8
Bregman.....	5
Altuve.....	4
Correa.....	6
Beltrán.....	DH
Reddick.....	9
Gurriel.....	3
McCann.....	2
Aoki.....	7
Keuchel.....	1

2018

Springer.....	9
Bregman.....	5
Altuve.....	4
Correa.....	6
Gonzalez.....	3
Reddick.....	7
Gattis.....	DH
Marisnick.....	8
McCann.....	2
Verlander.....	

2019

Springer.....	9
Altuve.....	4
Bregman.....	5
Brantley.....	7
Gurriel.....	3
White.....	DH
Chirinos.....	2
Diaz.....	6
Marisnick.....	8
Verlander.....	1

OPENING DAY START LEADERS

POS	NAME	# of starts (last)	POS	NAME	# of starts (last)
C	Brad Ausmus	9 (2008)	LF	Jose Cruz	8 (1987)
1B	Jeff Bagwell	15 (2005)	CF	Cesar Cedeno	9 (1981)
2B	Craig Biggio	14 (2007)	RF	Terry Puhl	8 (1988)
3B	Ken Caminiti	8 (2000)	P	Roy Oswalt	8 (2010)
SS	Roger Metzger	8 (1978)	DH	Evan Gattis	2 (2018)



SINGLE-SEASON GAMES PLAYED LEADERS, BY POSITION

	CATCHER	1ST BASE	2ND BASE	3RD BASE	
1962	Smith 92	Larker 135	Amalfitano 110	Aspromonte 141	
1963	Bateman 115	Staub 109	Fazio 84	Aspromonte 131	
1964	Grote 98	Bond 76	Fox 115	Aspromonte 155	
1965	Brand 102	Bond 74	Morgan 157	Aspromonte 147	
1966	Bateman 121	Harrison 114	Morgan 117	Aspromonte 149	
1967	Bateman 71	Mathews 79	Morgan 130	Aspromonte 133	
1968	Bateman 108	Staub 147	Menke 120	Rader 86	
1969	Edwards 151	Blefary 152	Morgan 132	Rader 154	
1970	Edwards 139	Watson 83	Morgan 142	Rader 154	
1971	Edwards 104	Menke 101	Morgan 157	Rader 135	
1972	Edwards 105	May 146	Helms 139	Rader 152	
1973	Jutze 86	May 144	Helms 145	Rader 152	
1974	May 116	May 145	Helms 133	Rader 152	
1975	May 103	Watson 118	Andrews 94	Rader 124	
1976	Herrmann 79	Watson 155	Andrews 108	Cabell 143	
1977	Ferguson 122	Watson 146	Howe 96	Cabell 144	
1978	Pujols 55	Watson 128	Howe 107	Cabell 153	
1979	Ashby 105	Cedeno 90	Landestoy 114	Cabell 132	
1980	Ashby 114	Howe 76	Morgan 130	Cabell 149	
1981	Ashby 81	Cedeno 46	Pittman 35	Howe 98	
1982	Ashby 95	Knight 96	Garner 136	Howe 72	
1983	Ashby 85	Knight 143	Doran 153	Garner 154	
1984	Bailey 108	Cabell 112	Doran 139	Garner 82	
1985	Bailey 110	Davis 89	Doran 147	Garner 123	
1986	Ashby 102	Davis 156	Doran 144	Walling 102	
1987	Ashby 110	Davis 151	Doran 162	Walling 79	
1988	Trevino 74	Davis 151	Doran 130	Bell 65	
1989	Biggio 125	Davis 156	Doran 138	Caminiti 160	
1990	Biggio 113	Davis 91	Doran 99	Caminiti 149	
1991	Biggio 139	Bagwell 155	Candaele 109	Caminiti 152	
1992	Taubensee 103	Bagwell 159	Biggio 161	Caminiti 129	
1993	Taubensee 90	Bagwell 141	Biggio 155	Caminiti 143	
1994	Servais 78	Bagwell 109	Biggio 113	Caminiti 108	
1995	Eusebio 103	Bagwell 114	Biggio 141	Magadan 100	
1996	Wilkins 82	Bagwell 162	Biggio 162	Berry 110	
1997	Ausmus 129	Bagwell 159	Biggio 160	Berry 85	
1998	Ausmus 124	Bagwell 147	Biggio 159	Spiers 99	
1999	Eusebio 99	Bagwell 161	Biggio 155	Caminiti 75	
2000	Meluskey 103	Bagwell 158	Biggio 101	Truby 74	
2001	Ausmus 127	Bagwell 160	Biggio 154	Castilla 121	
2002	Ausmus 129	Bagwell 153	Biggio 142	Blum 104	
2003	Ausmus 143	Bagwell 158	Kent 128	Ensberg 111	
2004	Ausmus 128	Bagwell 152	Kent 139	Ensberg 118	
2005	Ausmus 134	Berkman 96	Biggio 141	Ensberg 148	
2006	Ausmus 138	Berkman 112	Biggio 129	Ensberg 117	
2007	Ausmus 114	Berkman 126	Biggio 114	Ensberg 68	
2008	Ausmus 77	Berkman 152	Matsui 94	Wigginton 82	
2009	Rodriguez 90	Berkman 131	Matsui 130	Blum 102	
2010	Quintero 87	Berkman 85	Keppinger 126	Johnson 90	
2011	Quintero 77	Wallace 96	Altuve 55	Johnson 101	
2012	Castro 79	Lee 65	Altuve 147	Johnson 88	
2013	Castro 98	Carter/Wallace 61	Altuve 145	Dominguez 149	
2014	Castro 114	Singleton 91	Altuve 156	Dominguez 153	
2015	Castro 103	Carter 115	Altuve 153	Valbuena 99	
2016	Castro 111	Gonzalez 92	Altuve 148	Valbuena 81	
2017	McCann 95	Gurriel 131	Altuve 149	Bregman 132	
2018	Stassi 82	Gurriel 109	Altuve 130	Bregman 136	
2019	Chirinos 112	Gurriel 110	Altuve 121	Bregman 99	

TABLE OF
CONTENTS

PLAYERS

PLAYER
DEVELOPMENT

2019 REVIEW

OPPONENTS

HISTORY
AND RECORDS

SPRING TRAINING

MEDIA
INFORMATIONMINUTE MAID
PARK

SINGLE-SEASON GAMES PLAYED LEADERS, BY POSITION (CONT.)

SHORTSTOP			LEFT FIELD		CENTER FIELD		RIGHT FIELD	
1962	Lillis	98	Spangler	92	Warwick	117	Mejias	142
1963	Lillis	125	Spangler	87	Goss	123	Warwick	114
1964	Kasko	128	Spangler	106	White	57	Gaines	81
1965	Lillis	104	Maye	91	Wynn	155	Staub	110
1966	Jackson	150	Maye	97	Wynn	104	Staub	105
1967	Jackson	128	Davis	64	Wynn	157	Staub	144
1968	Torres	127	Wynn	59	Wynn	91	Miller	65
1969	Menke	131	Alou	65	Wynn	149	Miller	97
1970	Menke	133	Wynn	66	Wynn	87	Alou	89
1971	Metzger	148	Watson	87	Cedeno	124	Wynn	72
1972	Metzger	153	Watson	143	Cedeno	137	Wynn	136
1973	Metzger	149	Watson	142	Cedeno	136	Wynn	127
1974	Metzger	143	Watson	140	Cedeno	157	Gross	143
1975	Metzger	126	Gross	61	Cedeno	131	Cruz	68
1976	Metzger	150	Cruz	84	Cedeno	146	Gross	115
1977	Metzger	96	Puhl	50	Cedeno	137	Cruz	155
1978	Sexton	58	Walling	67	Puhl	106	Cruz	152
1979	Reynolds	143	Cruz	156	Puhl	110	Leonard	100
1980	Reynolds	135	Cruz	158	Cedeno	136	Puhl	107
1981	Reynolds	85	Cruz	105	Scott	55	Puhl	71
1982	Thon	119	Cruz	155	Scott	125	Puhl	123
1983	Thon	154	Cruz	160	Moreno	97	Puhl	118
1984	Reynolds	143	Cruz	160	Mumphrey	137	Puhl	123
1985	Reynolds	102	Cruz	136	Bass	105	Mumphrey	68
1986	Thon	104	Cruz	134	Hatcher	95	Bass	133
1987	Reynolds	128	Cruz	97	Hatcher	94	Bass	155
1988	Ramirez	154	Hatcher	124	Young	145	Bass	147
1989	Ramirez	149	Hatcher	96	Young	143	Puhl	66
1990	Ramirez	129	Stubbs	67	Yelding	83	Wilson	93
1991	Yelding	72	Gonzalez	133	Finley	124	Finley	72
1992	Cedeno	70	Gonzalez	111	Finley	160	Anthony	113
1993	Cedeno	149	Gonzalez	149	Finley	140	Anthony	121
1994	Cedeno	95	Gonzalez	111	Finley	92	Mouton	80
1995	Miller	89	Gonzalez	55	Hunter	74	Bell	82
1996	Miller	116	Mouton	79	Hunter	127	Bell	157
1997	Bogar	80	Gonzalez	146	Carr	59	Bell	89
1998	Gutierrez	141	Alou	152	Everett	121	Bell	154
1999	Bogar	90	Hidalgo	97	Everett	118	Bell	126
2000	Bogar	95	Alou	59	Hidalgo	126	Alou	64
2001	Lugo	133	Berkman	128	Hidalgo	128	Alou	130
2002	Lugo	84	Ward	122	Berkman	122	Hidalgo	110
2003	Everett	128	Berkman	153	Biggio	150	Hidalgo	137
2004	Everett	99	Biggio	83	Beltran	89	Berkman	90
2005	Everett	150	Burke	83	Taveras	148	Lane	137
2006	Everett	149	Wilson	94	Taveras	138	Lane	89
2007	Loretta	72	Lee	157	Pence	95	Scott	101
2008	Tejada	157	Lee	110	Bourn	130	Pence	159
2009	Tejada	158	Lee	154	Bourn	154	Pence	157
2010	Manzella	82	Lee	133	Bourn	138	Pence	156
2011	Barnes	122	Lee	80	Bourn	103	Pence	100
2012	Lowrie	93	J.D. Martinez	100	Schafer	87	Bogusevic	104
2013	Villar	58	J.D. Martinez	50	Barnes	116	Hoes	44
2014	Villar	82	Grossman	67	Fowler	111	Springer	71
2015	Correa	99	Tucker	79	Marisnick	99	Springer	93
2016	Correa	153	Rasmus	87	Gomez	78	Springer	147
2017	Correa	108	Aoki	56	Springer	84	Reddick	102
2018	Correa	109	Gonzalez	73	Marisnick	96	Reddick	111
2019	Correa	75	Brantley	120	Marisnick	109	Reddick	119

FRANCHISE SINGLE-SEASON LEADERS BY POSITION

Pos.	Player	HR	Year	Player	RBI	Year	Player	Avg.	Year
P	Dave Giusti	3	1967	Shane Reynolds	14	1999	Mike Hampton	.311	1999
C	Gattis	19	2016	Mitch Meluskey	67	2000	Mitch Meluskey	.306	2000
1B	Jeff Bagwell	47	2000	Jeff Bagwell	133	1997	Jeff Bagwell	.368	1994
2B	Jose Altuve	31	2019	Jeff Kent	106	2004	Jose Altuve	.348	2017
SS	Carlos Correa	24	2017	Carlos Correa	93	2016	Carlos Correa	.318	2017
3B	Morgan Ensberg	36	2005	Morgan Ensberg	101	2005	Dave Magadan	.323	1995
LF	Moises Alou	37	1998	Moises Alou	121	1998	Lance Berkman	.324	2001
CF	Richard Hidalgo	37	2000	Richard Hidalgo	103	2000	Richard Hidalgo	.330	2000
RF	Richard Hidalgo	28	2003	Derek Bell	111	1996	Derek Bell	.336	1995
DH	Chris Carter	34	2014	Evan Gattis	79	2015	Evan Gattis	.247	2015

BASEBALL WRITERS ASSOCIATION OF AMERICA AWARDS

As voted by the Houston Chapter of BBWAA

ASTROS MOST VALUABLE PLAYER

1962.....	Bob Lillis
1963.....	Hal Woodeshick
1964.....	Bob Aspromonte
1965.....	Jimmy Wynn
1966.....	Rusty Staub
1967.....	Rusty Staub
1968.....	Denis Menke
1969.....	Larry Dierker
1970.....	Joe Morgan
1971.....	Don Wilson
1972.....	Cesar Cedeño
1973.....	Roger Metzger
1974.....	Greg Gross
1975.....	Bob Watson
1976.....	J.R. Richard
1977.....	Jose Cruz
1978.....	Enos Cabell
1979.....	Joe Niekro
1980.....	Jose Cruz
1981.....	Nolan Ryan
1982.....	Ray Knight
1983.....	Jose Cruz
1984.....	Jose Cruz
1985.....	Bill Doran
1986.....	Mike Scott
1987.....	Bill Doran
1988.....	Glenn Davis
1989.....	Mike Scott
1990.....	Danny Darwin
1991.....	Jeff Bagwell
1992.....	Doug Jones
1993.....	Jeff Bagwell
1994.....	Jeff Bagwell
1995.....	Craig Biggio
1996.....	Jeff Bagwell
1997.....	Craig Biggio
1998.....	Craig Biggio
1999.....	Jeff Bagwell
2000.....	Jeff Bagwell
2001.....	Lance Berkman
2002.....	Lance Berkman
2003.....	Richard Hidalgo
2004.....	Lance Berkman
2005.....	Morgan Ensberg
2006.....	Lance Berkman
2007.....	Carlos Lee
2008.....	Lance Berkman
2009.....	Michael Bourn
2010.....	Hunter Pence
2011.....	Hunter Pence
2012.....	Jose Altuve
2013.....	Jason Castro
2014.....	Jose Altuve
2015.....	Dallas Keuchel
2016.....	Jose Altuve
2017.....	Jose Altuve
2018.....	Alex Bregman
2019.....	Alex Bregman

ASTROS PITCHER OF THE YEAR

1997.....	Darryl Kile
1998.....	Shane Reynolds
1999.....	Mike Hampton
2000.....	Scott Elarton
2001.....	Wade Miller
2002.....	Roy Oswalt
2003.....	Billy Wagner
2004.....	Roger Clemens
2005.....	Andy Pettitte
2006.....	Roy Oswalt
2007.....	Roy Oswalt
2008.....	Jose Valverde
2009.....	Wandy Rodriguez
2010.....	Brett Myers
2011.....	Wandy Rodriguez
2012.....	Wilton Lopez
2013.....	Brett Oberholtzer
2014.....	Dallas Keuchel
2015.....	Dallas Keuchel
2016.....	Chris Devenski
2017.....	Dallas Keuchel/Brad Peacock
2018.....	Justin Verlander
2019.....	Justin Verlander

ASTROS ROOKIE OF THE YEAR

1994.....	John Hudek
1995.....	Brian Hunter
1996.....	Billy Wagner
1997.....	Chris Holt
1998.....	Scott Elarton
1999.....	Daryle Ward
2000.....	Mitch Meluskey
2001.....	Roy Oswalt
2002.....	Ricky Stone
2003.....	Brad Lidge
2004.....	Chad Qualls
2005.....	Willy Taveras
2006.....	Luke Scott
2007.....	Hunter Pence
2008.....	Wesley Wright
2009.....	Jeff Fulchino
2010.....	Chris Johnson
2011.....	J.D. Martinez
2012.....	Lucas Harrell
2013.....	Jarred Cosart
2014.....	Collin McHugh
2015.....	Carlos Correa
2016.....	Chris Devenski
2017.....	Yuli Gurriel
2018.....	Max Stassi
2019.....	Yordan Alvarez

TABLE OF
CONTENTS

PLAYERS

PLAYER
DEVELOPMENT

2019 REVIEW

OPPONENTS

HISTORY
AND RECORDS

SPRING TRAINING

MEDIA
INFORMATIONMINUTE MAID
PARK

BASEBALL WRITERS ASSOCIATION OF AMERICA AWARDS

As voted by the Houston Chapter of BBWAA

DARRYL KILE GOOD GUY OF THE YEAR

Honoring an Astros player who exhibits "character and decency toward teammates, media and fans."

2002.....	Jeff Bagwell
2003.....	Roy Oswalt
2004.....	Morgan Ensberg
2005.....	Brad Lidge
2006.....	Lance Berkman
2007.....	Woody Williams
2008.....	Hunter Pence
2009.....	Brian Moehler
2010.....	Geoff Blum
2011.....	Jason Bourgeois
2012.....	Jason Castro
2013.....	Carlos Corporan
2014.....	Scott Feldman
2015.....	Hank Conger
2016.....	Collin McHugh
2017.....	Carlos Correa
2018.....	Charlie Morton
2019.....	Will Harris

FRED HARTMAN AWARD

For Long and Meritorious Service

1985.....	Donald Davidson
1986.....	Fred Hartman
1987.....	Gene Elston
1988.....	Jim "Doc" Ewell
1989.....	Vivian Smith
1990.....	Allen Russell
1991.....	Clark Nealon
1992.....	Bob Green
1993.....	Tal Smith
1994.....	Billy Joe Bowman
1995.....	Larry Dierker
1996.....	Bob Watson
1997.....	Bill Virdon
1998.....	Dennis Liborio
1999.....	Mickey Herskowitz
2000.....	Milo Hamilton
2001.....	Wayne Graham
2002.....	Harry Shattuck
2003.....	Charlie Maiorana
2004.....	Gerry Hunsicker
2005.....	Gene Coleman
2006.....	Dan Cunningham
2007.....	Jackie Moore
2008.....	Neil Hohnfeld
2009.....	Ivy McLemore
2010.....	Barry Waters
2011.....	Bill Brown
2012.....	Rene Cardenas
2013.....	Steve Perry
2014.....	Jamie Hildreth
2015.....	Nolan Ryan
2016.....	Mike Lutz
2017.....	Bob Watson
2018.....	Willie Berry
2019.....	Bob Ford

ASTROS AWARD WINNERS

CY YOUNG

Mike Scott.....	1986
Roger Clemens.....	2004
Dallas Keuchel.....	2015
Justin Verlander.....	2019

JACKIE ROBINSON ROOKIE OF THE YEAR

Jeff Bagwell.....	1991
Carlos Correa.....	2015
Yordan Alvarez.....	2019

BBWAA MANAGER OF THE YEAR

Hal Lanier.....	1986
Larry Dierker.....	1998

SPORTING NEWS MANAGER OF THE YEAR

Bill Virdon.....	1980
------------------	------

MOST VALUABLE PLAYER

Jeff Bagwell.....	1994
Jose Altuve.....	2017

SPORTING NEWS PLAYER OF THE YEAR

Jeff Bagwell.....	1994
Jose Altuve.....	2016
Jose Altuve.....	2017

SPORTING NEWS ROOKIE OF THE YEAR

Joe Morgan.....	1965
Tom Griffin (NL Rookie Pitcher of the Year).....	1969
Greg Gross.....	1973
Jeffrey Leonard.....	1979
Jeff Bagwell.....	1991

Al Osuna (NL Rookie Pitcher of the Year).....	1991
Roy Oswalt (NL Rookie Pitcher of the Year).....	2001
Willy Taveras.....	2005
Carlos Correa.....	2015
Yordan Alvarez.....	2019

LOUISVILLE SLUGGER SILVER SLUGGER (Est. 1980)

Dickie Thon.....	1983 (SS)
Jose Cruz.....	1983, 1984 (OF)
Glenn Davis.....	1986 (1B)
Craig Biggio.....	1989 (C), 1994, 1995, 1997, 1998 (2B)
Jeff Bagwell.....	1994, 1997, 1999 (1B)
Moises Alou.....	1998 (OF)
Mike Hampton.....	1999 (P)
Morgan Ensberg.....	2005 (3B)
Carlos Lee.....	2007 (LF)
Jose Altuve.....	2014, 2015, 2016, 2017, 2018 (2B)
George Springer.....	2017, 2019 (OF)
Alex Bregman.....	2019 (3B)
Zack Greinke.....	2019 (P)

ASTROS AWARD WINNERS

RAWLINGS GOLD GLOVE WINNERS

1970	Doug Rader	third base
1971	Doug Rader	third base
1972	Doug Rader	third base
1972	Cesar Cedeño	outfield
1973	Doug Rader	third base
1973	Cesar Cedeño	outfield
1973	Roger Metzger	shortstop
1974	Doug Rader	third base
1974	Cesar Cedeño	outfield
1975	Cesar Cedeño	outfield
1976	Cesar Cedeño	outfield
1994	Jeff Bagwell	first base
1994	Craig Biggio	second base
1995	Craig Biggio	second base
1996	Craig Biggio	second base
1997	Craig Biggio	second base
2001	Brad Ausmus	catcher
2002	Brad Ausmus	catcher
2006	Brad Ausmus	catcher
2009	Michael Bourn	outfield
2010	Michael Bourn	outfield
2014	Dallas Keuchel	pitcher
2015	Jose Altuve	second base
2015	Dallas Keuchel	pitcher
2016	Dallas Keuchel	pitcher
2018	Dallas Keuchel	pitcher
2019	Zack Greinke	pitcher

ROBERTO CLEMENTE AWARD

Craig Biggio	2007
--------------	------

HANK AARON AWARD

Jose Altuve	2017
-------------	------

LOU GEHRIG MEMORIAL AWARD

Jose Altuve	2016
-------------	------

PLAYERS OF THE WEEK

Jimmy Wynn	April 9-15, 1973
Bob Watson	April 30-May 6, 1973
Lee May	April 29-May 5, 1974
Don Wilson	July 1-7, 1974
Dave Roberts	Aug. 19-25, 1974
Cesar Cedeño	June 28-July 4, 1976
Bob Watson	July 26-Aug. 1, 1976
Cesar Cedeño	Sept. 5-11, 1977
J.R. Richard	May 15-21, 1978
Jose Cruz	Sept. 5-11, 1978
Ken Forsch	April 2-8, 1979
Rafael Landestoy	Sept. 3-9, 1979
Joe Sambito	Aug. 18-24, 1980
Bob Knepper	April 20-26, 1981
Nolan Ryan	Sept. 21-27, 1981
Nolan Ryan	April 25-May 1, 1983
Nolan Ryan	May 21-27, 1984
Jose Cruz	June 25-July 1, 1984
Phil Garner	April 14-20, 1986
Kevin Bass	June 23-29, 1986
Mike Scott	Sept. 22-28, 1986
Jose Cruz	April 6-12, 1987
Mike Scott	June 15-21, 1987
Ken Caminiti	July 13-19, 1987
Bill Doran	Aug. 17-23, 1987
Billy Hatcher	May 16-22, 1988
Mike Scott	Aug. 8-14, 1988
Bill Doran	May 15-21, 1989
Glenn Davis	July 10-16, 1989
Craig Biggio	July 24-30, 1989
Kevin Bass	Aug. 14-20, 1989

PLAYERS OF THE WEEK (CONT.)

Craig Biggio	April 9-15, 1990
Franklin Stubbs	Sept. 24-30, 1990
Ken Caminiti	June 22-28, 1991
Andujar Cedeño	Sept. 2-8, 1991
Ken Caminiti	June 22-28, 1992
Steve Finley	Sept. 28-Oct. 4, 1992
Jeff Bagwell	May 17-23, 1993
Darryl Kile	Sept. 6-12, 1993
Jeff Bagwell	June 14-20, 1994
Jeff Bagwell	June 21-27, 1994
Jeff Bagwell	July 19-25, 1994
Craig Biggio	May 15-21, 1995
Derek Bell	June 26-July 2, 1995
Doug Drabek	July 24-30, 1995
Ken Caminiti	Sept. 12-18, 1995
Jeff Bagwell	April 21-27, 1997
Darryl Kile	July 14-20, 1997
Derek Bell	Aug. 18-24, 1997
Moises Alou	May 25-31, 1998
Jose Lima	July 27-Aug. 2, 1998
Carl Everett	May 10-16, 1999
Scott Elarton	July 31-Aug. 6, 2000
Jeff Bagwell	Aug. 7-13, 2000
Richard Hidalgo	Sept. 5-11, 2000
Julio Lugo	Sept. 5-11, 2000
Lance Berkman	June 18-24, 2001
Lance Berkman	April 29-May 5, 2002
Morgan Ensberg	June 2-8, 2003
Richard Hidalgo	April 5-11, 2004
Roy Oswalt	June 21-27, 2004
Carlos Beltran	Aug. 23-29, 2004
Morgan Ensberg	June 27-July 3, 2005
Hunter Pence	May 14-20, 2007
Craig Biggio	June 25-July 1, 2007
Lance Berkman	April 21-27, 2008
Lance Berkman	May 5-11, 2008
Carlos Lee	Aug. 4-10, 2008
Ty Wigginton	Aug. 11-17, 2008
Roy Oswalt	Sept. 1-7, 2008
Miguel Tejada	May 18-24, 2009
Hunter Pence	Aug. 30-Sept. 5, 2010
Jason Castro	May 20-26, 2013
Jason Castro	Aug. 19-25, 2013
Dallas Keuchel	May 19-May 25, 2014
Chris Carter	Aug. 11-Aug. 17, 2014
Jose Altuve	April 27-May 3, 2015
Dallas Keuchel	July 13-19, 2015
Mike Fiers	Aug. 17-23, 2015
Tyler White	April 4-10, 2016
Jose Altuve	April 11-17, 2016
Colby Rasmus	April 18-24, 2016
Carlos Correa	June 20-26, 2016
Carlos Correa	Aug. 8-14, 2016
George Springer	May 29-June 4, 2017
Jose Altuve	July 3-9, 2017
Carlos Correa	Sept. 25-Oct. 1, 2017
Justin Verlander	April 9-15, 2018
Evan Gattis	June 11-17, 2018
Alex Bregman	June 25-July 1, 2018
Justin Verlander	Sept. 10-16, 2018
Yuli Gurriel	Sept. 16-23, 2018

^ - shared award

TABLE OF CONTENTS

PLAYERS

PLAYER DEVELOPMENT

2019 REVIEW

OPPONENTS

HISTORY AND RECORDS

SPRING TRAINING

MEDIA INFORMATION

MINUTE MAID PARK

ASTROS AWARD WINNERS

PLAYERS OF THE MONTH

Bob Watson	May 1972
Cesar Cedeno	June 1972
Bob Watson	May 1975
Cesar Cedeno	Sept. 1977
Art Howe	May 1981
Jose Cruz	July 1984
Kevin Bass	June 1986
Jeff Bagwell	May 1993
Jeff Bagwell	June 1994
Jeff Bagwell	July 1994
Jeff Bagwell	May 1996
Richard Hidalgo	Sept. 2000
Jeff Bagwell	July 2001
Lance Berkman	May 2004
Lance Berkman	May 2008
Jose Altuve	June 2016
Carlos Correa	May 2017
Jose Altuve	July 2017
Alex Bregman	June 2018
Yuli Gurriel	July 2019
Alex Bregman	August 2019

ROOKIES OF THE MONTH

Roy Oswalt	Aug. 2001
Kirk Saarloos	July 2002
Hunter Pence	May 2007
George Springer	May 2014
Collin McHugh	Sept. 2014
Carlos Correa	June 2015
Yuli Gurriel	July 2017
Yordan Alvarez	June 2019
Yordan Alvarez	July 2019
Yordan Alvarez	August 2019

PITCHERS OF THE MONTH

J.R. Richard	July 1978
Ken Forsch	April 1979
Joe Niekro	May 1979
Joaquin Andujar	June 1979
J.R. Richard	Sept. 1979
J.R. Richard	April 1980
Nolan Ryan	Aug. 1982
Nolan Ryan	May 1984
Mike Scott	June 1989
Danny Darwin	July 1990
Darryl Kile	June 1993
Doug Drabek	May 1994
Darryl Kile	July 1997
Randy Johnson	Aug. 1998
Randy Johnson	Sept. 1998
Wade Miller	April 2001
Roy Oswalt	Aug. 2002
Roger Clemens	April 2004
Andy Pettitte	July 2005
Andy Pettitte	Sept. 2005
Roy Oswalt	Sept. 2006
Wandy Rodriguez	July 2009
Dallas Keuchel	April 2015
Dallas Keuchel	May 2015
Scott Kazmir	July 2015
Dallas Keuchel	Aug. 2015
Dallas Keuchel	April 2017
Lance McCullers Jr.	May 2017
Justin Verlander	May 2018
Gerrit Cole	June 2019
Gerrit Cole	July 2019
Gerrit Cole	Sept. 2019

^ - shared award

HOUSTON ALL-STAR GAME SELECTIONS

PITCHERS

		IP	H	R	ER	BB	SO
1962	Turk Farrell (RHP) (28)	1.0	3	3	3	1	2
1963	Hal Woodeshick (LHP) (30)	2.0	1	0	0	1	3
1964	Turk Farrell (RHP) (30)	2.0	2	1	1	1	1
1965	Turk Farrell (RHP) (31)	1.0	0	0	0	1	0
1966	Claude Raymond (RHP) (29)		(Did not play)				
1967	Mike Cueller (LHP) (30)	2.0	1	0	0	0	2
1969	Larry Dierker (RHP) (22)	0.1	1	0	0	0	0
1971	Larry Dierker (RHP) (24)		(Did not play - injured)				
	Don Wilson (RHP) (26)	2.0	0	0	0	1	2
1976	Ken Forsch (RHP) (29)	1.0	0	0	0	0	1
1977	Joaquin Andujar (RHP) (24)		(Did not play - injured)				
1979	Joaquin Andujar (RHP) (26)	2.0	2	2	2	1	0
	Joe Niekro (RHP) (34)		(Did not play)				
	Joe Sambito (LHP) (27)	0.2	0	0	0	1	0
1980	J.R. Richard* (RHP) (30)	2.0	1	0	0	2	3
1981	Bob Knepper (LHP) (27)	2.0	1	0	0	2	3
	Nolan Ryan (RHP) (34)	1.0	0	0	0	0	1
1983	Bill Dawley (RHP) (25)	1.1	1	0	0	0	1
1985	Nolan Ryan (RHP) (38)	3.0	2	0	0	2	2
1986	Mike Scott (RHP) (31)	1.0	1	1	1	0	2
	Dave Smith (RHP) (31)		(Did not play)				
1987	Mike Scott* (RHP) (32)	2.0	1	0	0	0	1
1988	Bob Knepper (LHP) (34)	1.0	2	1	1	1	0
1989	Mike Scott (RHP) (34)		(Did not play - injured)				
1990	Dave Smith (RHP) (35)	0.2	1	0	0	2	1

HOUSTON ALL-STAR GAME SELECTIONS

PITCHERS (CONT.)

		IP	H	R	ER	BB	SO
1991	Pete Harnisch (RHP) (24)	1.0	2	0	0	0	1
1992	Doug Jones (RHP) (35)	1.0	4	3	3	0	2
1993	Darryl Kile (RHP) (24)		(Did not play - injured)				
1994	Doug Drabek (RHP) (31)	0.2	4	3	1	0	1
	John Hudek (RHP) (27)	0.2	1	2	2	1	1
1997	Darryl Kile (RHP) (28)		(Did not play)				
1999	Mike Hampton (LHP) (26)	0.2	0	0	0	0	0
	Jose Lima (RHP) (26)	1.0	1	0	0	0	0
	Billy Wagner (LHP) (27)	0.2	0	0	0	0	2
2000	Shane Reynolds (RHP) (32)		(Did not play)				
2001	Billy Wagner (LHP) (29)	0.1	0	0	0	0	0
2003	Billy Wagner (LHP) (31)	1.0	1	1	1	0	0
2004	Roger Clemens* (RHP) (41)	1.0	5	6	3	0	2
2005	Roy Oswalt (RHP) (27)	1.0	2	2	2	1	1
	Roger Clemens (RHP) (42)	1.0	0	0	0	0	0
	Brad Lidge (RHP) (28)	1.0	0	0	0	0	3
2006	Roy Oswalt (RHP) (28)	1.0	0	0	0	0	1
2007	Roy Oswalt (RHP) (29)		(Did not play)				
2015	Dallas Keuchel* (LHP) (27)	2.0	2	1	0	0	1
2016	Will Harris (RHP) (31)	0.1	0	0	0	0	1
2017	Dallas Keuchel (LHP) (29)		(Did not play)				
	Lance McCullers Jr. (RHP) (23)		(Did not play)				
	Chris Devenski (RHP) (26)	1.0	0	0	0	0	1
2018	Justin Verlander (RHP) (35)		(Did not play)				
	Gerrit Cole (RHP) (28)		(Did not play)				
	Charlie Morton (RHP) (34)	2.0	2	2	2	1	2
2019	Justin Verlander* (RHP) (36)	1.0	0	0	0	0	2
2019	Ryan Pressly (RHP) (30)		(Did not play)				

*Starter

POSITION PLAYERS

		AB	R	H	RBI	PO	A	E	
1966	Joe Morgan* (2B) (22)		(Did not play - Injured)						
1967	Rusty Staub (23)	1	0	1	0	0	0	0	
	Jimmy Wynn (25)	1	0	1	0	0	0	0	
1968	Rusty Staub (24)	1	0	0	0	0	0	0	
1969	Denis Menke (28)	1	0	0	0	1	0	0	
1970	Denis Menke (29)	0	0	0	0	2	1	0	
	Joe Morgan (26)	2	1	1	0	0	0	0	
1972	Cesar Cedeno (21)	2	1	1	0	0	0	0	
	Lee May* (1B) (29)	4	0	1	1	13	2	0	
1973	Cesar Cedeno* (CF) (22)	3	0	1	1	3	0	0	
	Bob Watson (27)	0	0	0	0	0	0	0	
1974	Cesar Cedeno (23)	2	0	0	0	2	0	0	
1975	Bob Watson (29)	1	0	0	0	0	0	0	
1976	Cesar Cedeno (25)	2	1	1	2	1	0	0	
1978	Terry Puhl (21)		(Did not play)						
1979	Craig Reynolds (26)	2	0	0	0	0	1	0	
1980	Jose Cruz (32)		(Did not play)						
1982	Ray Knight (29)	3	0	0	0	1	4	0	
1983	Dickie Thon (25)	3	0	1	0	0	2	0	
1984	Jerry Mumphrey (31)	1	0	0	0	0	0	0	
1985	Jose Cruz (37)	1	0	0	0	0	0	0	
1986	Kevin Bass (27)	1	0	0	0	0	0	0	
	Glenn Davis (25)	1	0	0	0	0	0	0	
	Glenn Davis (28)	1	1	1	0	0	0	0	
1989	Craig Biggio (25)	1	0	0	0	2	0	1	
1992	Craig Biggio (26)	2	0	0	0	0	2	0	
1994	Jeff Bagwell (26)	4	1	2	0	3	2	0	
	Craig Biggio (28)	1	1	0	0	2	1	0	
	Ken Caminiti (31)	1	0	0	0	0	0	0	
1995	Craig Biggio* (2B) (29)	2	1	1	1	2	1	0	

HOUSTON ALL-STAR GAME SELECTIONS

POSITION PLAYERS (CONT.)

		AB	R	H	RBI	PO	A	E
1996	Craig Biggio* (2B) (30)	3	0	0	1	1	2	0
	Jeff Bagwell (2B)	2	0	0	0	5	0	0
1997	Craig Biggio* (2B) (31)	3	0	0	0	0	4	0
	Jeff Bagwell* (1B) (29)	3	0	0	0	8	1	0
1998	Craig Biggio* (2B) (32)	3	0	0	0	0	1	0
	Moises Alou (31)	3	1	1	0	0	0	0
1999	Jeff Bagwell* (DH) (31)	3	0	1	0	0	0	0
2001	Moises Alou (34)	1	0	0	0	0	0	0
	Lance Berkman (25)	2	0	1	0	0	0	0
2002	Lance Berkman (26)	3	0	1	2	8	1	0
2004	Lance Berkman* (CF) (28)	2	0	0	0	1	0	0
	Jeff Kent* (2B) (36)	2	1	1	0	2	4	1
	Carlos Beltran (27)	2	1	1	0	0	0	0
2005	Morgan Ensberg (29)	2	0	0	0	1	0	0
2006	Lance Berkman (30)	0	0	0	1	0	0	0
2007	Carlos Lee (31)	1	0	0	0	0	0	0
2008	Lance Berkman* (1B) (32)	2	0	0	1	5	0	0
	Miguel Tejada (34)	3	1	2	0	2	2	0
2009	Hunter Pence (26)			(Did not play)				
	Miguel Tejada (35)	2	0	0	0	1	4	0
2010	Michael Bourn (27)	1	0	0	0	0	0	0
2011	Hunter Pence (28)	2	1	1	0	0	1	0
2012	Jose Altuve (22)	1	0	0	0	2	1	0
2013	Jason Castro (26)			(Did not play)				
2014	Jose Altuve (24)	0	0	0	1	0	1	0
2015	Jose Altuve* (2B) (25)	2	0	0	0	0	0	0
2016	Jose Altuve* (2B) (26)	3	0	0	0	4	2	1
2017	Jose Altuve* (2B) (27)	2	0	0	0	0	1	0
	Carlos Correa* (SS) (22)	2	0	0	0	1	2	0
	George Springer* (LF) (27)	3	0	0	0	0	0	0
2018	Jose Altuve* (2B) (28)	3	0	1	0	0	1	0
	Alex Bregman* (PH-3B) (24)	3	1	1	1	0	0	0
	George Springer (CF) (28)	2	2	2	1	1	0	0
2019	Michael Brantley (LF) (32)	2	0	1	0	0	0	0
	Alex Bregman* (3B) (25)	2	1	1	0	0	1	0
	George Springer (RF) (29)	2	1	1	0	0	0	0

*Starter

#MVP

HOUSTON ASTROS ALL-TIME ROSTER

Includes all players who have participated in one or more official Major League games for the Houston franchise, 1962 through 2018. (American League as of 2013)

A (33)

Abad, Fernando (LHP) - 2010-12
 Abercrombie, Reggie (OF) - 2008
 Abreu, Bob (OF) - 1996-97
 Abreu, Bryan (RHP) - 2019
 Abreu, Juan (RHP) - 2011
 Adlesh, Dave (C) - 1963-68
 Afenir, Troy (C) - 1987
 Agee, Tommie (OF) - 1973
 Agosto, Juan (LHP) - 1987-90, 93
 Albers, Matt (RHP) - 2006-07, 14
 Alfaro, Jason (IF) - 2004
 Alou, Jesus (OF) - 1969-73, 78-79
 Alou, Moises (OF) - 1998-01
 Altuve, Jose (IF) - 2011-19
 Alvarez, Yordan (OF) - 2019
 Amalfitano, Joe (IF) - 1962
 Ambriz, Hector (RHP) - 2012-13
 Andersen, Larry (RHP) - 1986-90
 Anderson, John (RHP) - 1962
 Anderson, Josh (OF) - 2007
 Andrews, Rob (IF) - 1975-76
 Andujar, Joaquin (RHP) - 1976-81, 88
 Ankiel, Rick (OF) - 2013
 Anthony, Eric (OF) - 1989-93
 Aoki, Norichika (OF) - 2017
 Arias, Alberto (RHP) - 2008-09

Arlich, Don (LHP) - 1965-66
 Armenteros, Rogelio (RHP) - 2019
 Ashby, Alan (C) - 1979-89
 Aspromonte, Bob (IF) - 1962-68
 Astacio, Ezequiel (RHP) - 2005-06
 Astacio, Pedro (RHP) - 2001
 Ausmus, Brad (C) - 1997-98, 01-08

B (89)

Backe, Brandon (RHP) - 2004-09
 Bagwell, Jeff (IF) - 1991-05
 Bailey, Mark (C) - 1984-88
 Bako, Paul (C) - 1999-00
 Baldwin, Jeff (OF) - 1990
 Baldwin, Reggie (C) - 1978-79
 Bales, Lee (IF) - 1967
 Banks, Josh (RHP) - 2010
 Bannister, Alan (IF) - 1984
 Bannister, Floyd (LHP) - 1977-78
 Barker, Glen (OF) - 1999-01
 Barlow, Mike (RHP) - 1976
 Barnes, Clint (IF) - 2011
 Barnes, Brandon (OF) - 2012-13
 Barrios, Manuel (RHP) - 1997
 Barzilla, Philip (LHP) - 2006
 Bass, Anthony (RHP) - 2014
 Bass, Kevin (OF) - 1982-89, 93-94

Bateman, John (C) - 1963-68
 Batista, Raphael (IF) - 1973, 75
 Bazarro, Yorman (RHP) - 2009
 Beauchamp, Jim (OF) - 1964-65, 70
 Bedard, Erik (LHP) - 2013
 Belinsky, Bo (LHP) - 1967
 Bell, Buddy (IF) - 1988
 Bell, Derek (OF) - 1995-99
 Bell, Eric (LHP) - 1993
 Beltrán, Carlos (OF) - 2004, 2017
 Bergman, Dave (IF/OF) - 1978-81
 Bergman, Sean (RHP) - 1998-99
 Berkman, Lance (OF) - 1999-10
 Berra, Dale (IF) - 1987
 Berry, Sean (IF) - 1996-98
 Biagini, Joe (RHP) - 2019
 Biancalana, Buddy (IF) - 1987
 Biggio, Craig (C/IF/OF) - 1988-07
 Billingham, Jack (RHP) - 1969-71
 Bixler, Brian (IF) - 2012
 Bjorkman, George (C) - 1983
 Blackley, Travis (LHP) - 2013
 Blair, Willie (RHP) - 1992
 Bland, Nate (LHP) - 2003
 Blasingame, Wade (LHP) - 1967-72
 Blefary, Curt (1B) - 1969
 Blum, Geoff (IF) - 2002-03, 08-10
 Bochy, Bruce (C) - 1978-80

Boever, Joe (RHP) - 1992
 Bogar, Tim (IF) - 1997-00
 Bogusevic, Brian (OF) - 2010-12
 Bond, Walt (IF) - 1964-65
 Boone, Aaron (IF) - 2009
 Boone, Dan (RHP) - 1982
 Borbon, Pedro (LHP) - 2002
 Borders, Pat (C) - 1995
 Borkowski, Dave (RHP) - 2006-08
 Boswell, Ken (IF) - 1975-77
 Botenfield, Kent (RHP) - 2001
 Bourgeois, Jason (OF) - 2010-11
 Bourn, Michael (OF) - 2008-11
 Bouton, Jim (RHP) - 1969-70
 Bowen, Ryan (RHP) - 1991-92
 Bradey, Don (RHP) - 1964
 Brand, Ron (C) - 1965-68
 Brandt, Jackie (OF) - 1967
 Brantley, Michael (OF) - 2019
 Bream, Sid (IF) - 1994
 Bregman, Alex (IF) - 2016-19
 Brocail, Doug (RHP) - 1995-96, 08-09
 Brown, Hal (RHP) - 1963-64
 Brown, Ollie (OF) - 1974
 Browne, Byron (OF) - 1968
 Browne, Pidge (IF) - 1962
 Bruce, Bob (RHP) - 1962-66
 Brumley, Mike (IF) - 1993, 95
 Brunet, George (LHP) - 1962-63
 Bruntlett, Eric (IF) - 2003-07
 Bryant, Don (C) - 1969-70
 Buchanan, Jake (RHP) - 2014-15
 Buchholz, Taylor (RHP) - 2006
 Buck, Travis (OF) - 2012
 Buddin, Don (IF) - 1962
 Bullinger, Kirk (RHP) - 2003-04
 Bullock, Eric (OF) - 1985-86
 Burke, Chris (IF) - 2004-07
 Burns, Mike (RHP) - 2005
 Busby, Jim (OF) - 1962
 Busse, Ray (IF) - 1971, 73-74
 Buzhardt, John (RHP) - 1967-68
 Byrdak, Tim (LHP) - 2008-10

C (72)

Cabell, Enos (IF) - 1975-80, 84-85
 Cabrera, Jose (RHP) - 1997-00
 Cacek, Craig (IF) - 1977
 Calhoun, Jeff (LHP) - 1984-86
 Camacho, Ernie (RHP) - 1988
 Caminiti, Ken (IF) - 1987-94, 99-00
 Campbell, Dave (IF) - 1973-74
 Campbell, Jim (C) - 1962-63
 Cancel, Robinson (C) - 2011
 Candaale, Casey (IF) - 1988, 90-93
 Cangelosi, John (OF) - 1995-96
 Cannon, Joe (OF) - 1977-78
 Cano, Jose (RHP) - 1989
 Capel, Mike (RHP) - 1991
 Cappuzzello, George (LHP) - 1982
 Cardinal, Conrad (RHP) - 1963
 Carpenter, David (RHP) - 2011-12
 Carpin, Frank (LHP) - 1966
 Carr, Chuckie (OF) - 1997
 Carter, Chris (IF/OF) - 2013-15
 Cash, Kevin (C) - 2010
 Cassel, Jack (RHP) - 2008
 Castilla, Vinny (3B) - 2001
 Castillo, Jose (INF) - 2008
 Castro, Jason (C) - 2010-16
 Cedeno, Andujar (IF) - 1990-94, 96
 Cedeno, Cesar (OF) - 1970-81
 Cedeno, Roger (OF) - 2000
 Cedeno, Ronny (IF) - 2013
 Cedeno, Xavier (LHP) - 2011-13
 Centeno, Juan (C) - 2017
 Cerv, Bob (OF) - 1962
 Chacin, Gustavo (LHP) - 2010
 Chacon, Shawn (RHP) - 2008
 Chapman, Kevin (LHP) - 2013-16
 Charles, Frank (C) - 2000
 Chavez, Raul (C) - 2000, 02-05
 Chen, Bruce (LHP) - 2003
 Childress, Rocky (RHP) - 1987-88
 Chiles, Rich (OF) - 1971-72, 76
 Chirinos, Robinson (C) - 2019
 Cicotte, Al (RHP) - 1962
 Cisneros, Jose (RHP) - 2013-14

Clancy, Jim (RHP) - 1989-91
 Clark, Cody (C) - 2013
 Clark, Dave (OF) - 1998
 Clark, Terry (RHP) - 1990, 96
 Clemens, Paul (RHP) - 2013-14
 Clemens, Roger (RHP) - 2004-06
 Clippard, Tyler (RHP) - 2017
 Colbert, Nate (IF) - 1966, 68
 Cole, Gerrit (RHP) - 2018-2019
 Conger, Hank (C) - 2015
 Cook, Ron (LHP) - 1970-71
 Coombs, Danny (LHP) - 1963-69
 Cooper, Gary (IF) - 1991
 Cordero, Francisco (RHP) - 2012
 Corporan, Carlos (C) - 2011-14
 Correa, Carlos (IF) - 2015-19
 Corsi, Jim (RHP) - 1991
 Cosart, Jarred (RHP) - 2013-14
 Cosgrove, Mike (LHP) - 1972-76
 Coste, Chris (C) - 2009
 Crawford, Jim (LHP) - 1973, 75
 Crawford, Willie (OF) - 1977
 Cromer, Tripp (IF) - 2000, 03
 Crowe, Trevor (OF) - 2013
 Cruz, Jose (OF) - 1975-87
 Cruz Jr., Jose (OF) - 2008
 Cruz, Nelson (RHP) - 2001-02
 Cruz, Rhiner (RHP) - 2012-13
 Cuellar, Mike (LHP) - 1965-68
 Culver, George (RHP) - 1970-72

D (46)

Dahl, Jay (LHP) - 1963
 Daigle, Casey (RHP) - 2010
 Darwin, Danny (RHP) - 1986-90, 96
 Daugherty, Jack (IF) - 1993
 DaVanon, Jerry (IF) - 1975-76
 Davidson, Mark (OF) - 1989-91
 Davis, Brock (OF) - 1963-64, 66
 Davis, Glenn (IF) - 1984-90
 Davis, J.D. (IF) - 2017-18
 Davis, Ron (OF) - 1962, 66-68
 Davis, Tommy (OF) - 1969-70
 Dawley, Bill (RHP) - 1983-85
 de la Rosa, Jesus (OF) - 1975
 De Leon, Jorge (RHP) - 2013-14
 de los Santos, Ramon (LHP) - 1974
 Deduno, Samuel (RHP) - 2014-15
 Deetz, Dean (RHP) - 2018
 Del Rosario, Enderio (RHP) - 2010-12
 Deshaies, Jim (LHP) - 1985-91
 Devenski, Chris (RHP) - 2016-19
 Diaz Aledmys (IF) - 2019
 Diaz, Alex (OF) - 1999
 Diaz, Dayan (RHP) - 2017
 Dickson, Jim (RHP) - 1963
 Dierker, Larry (RHP) - 1964-76
 DiLauro, Jack (LHP) - 1970
 DiPino, Frank (LHP) - 1982-86
 Distefano, Benny (IF/OF) - 1992
 Dixon, Tom (RHP) - 1977-79
 Dominguez, Matt (IF) - 2012-14
 Donnels, Chris (IF) - 1993-95
 Doran, Bill (IF) - 1982-90
 Dotel, Octavio (RHP) - 2000-04
 Dougherty, Jim (RHP) - 1995-96
 Downs, Darin (LHP) - 2014
 Downs, Matt (IF) - 2010-12
 Drabek, Doug (RHP) - 1993-96
 Drew, Cameron (OF) - 1988
 Driessen, Dan (IF) - 1986
 Driskill, Travis (RHP) - 2005, 07
 Drott, Dick (RHP) - 1962-63
 Drumright, Keith (IF) - 1978
 Duckworth, Brandon (RHP) - 2004-05
 Duffey, Matt (IF) - 2015-16
 Dukes, Tom (RHP) - 1967-68
 Durango, Luis (OF) - 2011

E (14)

Earley, Arnold (LHP) - 1967
 Easler, Mike (OF) - 1973-75
 Edens, Tom (RHP) - 1993-94
 Edwards, John (C) - 1969-74
 Eilers, Dave (RHP) - 1967
 Elarton, Scott (RHP) - 1998-01
 Elmore, Jake (IF) - 2013

Ensberg, Morgan (IF) - 2000, 02-07
 Erstad, Darin (OF) - 2008-09
 Escalona, Sergio (LHP) - 2011
 Esposito, Brian (C) - 2010
 Eusebio, Tony (C) - 1991, 94-01
 Everett, Adam (IF) - 2001-07
 Everett, Carl (OF) - 1998-99

F (34)

Farnsworth, Kyle (RHP) - 2014
 Farrell, Dick (RHP) - 1962-67
 Fazio, Ernie (IF) - 1962-63
 Federowicz, Tim (C) - 2018
 Felder, Mike (OF) - 1994
 Feldman, Scott (RHP) - 2014-16
 Feliz, Michael (RHP) - 2015-17
 Feliz, Pedro (IF) - 2010
 Fernwick, Bob (IF) - 1972
 Ferguson, Joe (C) - 1977-78
 Fernandez, Jared (RHP) - 2003-04
 Fernandez, Sid (LHP) - 1997
 Fick, C.J. (RHP) - 2012
 Fields, Josh (RHP) - 2013-16
 Fiers, Mike (RHP) - 2015-17
 Figueroa, Nelson (RHP) - 2010-11
 Finley, Steve (OF) - 1991-94
 Fischlin, Mike (IF) - 1977-78, 80
 Fishel, John (OF) - 1988
 Fisher, Brian (RHP) - 1990
 Fisher, Derek (OF) - 2017-19
 Fister, Doug (RHP) - 2016
 Foltyniewicz, Mike (RHP) - 2014
 Forsch, Bob (RHP) - 1988-89
 Forsch, Ken (RHP) - 1970-80
 Fowler, Dexter (OF) - 2014
 Fox, Nellie (IF) - 1964-65
 Francisco, Ben (OF) - 2012
 Franco, John (LHP) - 2005
 Franklin, Wayne (LHP) - 2000-01
 Freese, Gene (IF) - 1966
 Fulchino, Jeff (RHP) - 2009-11
 Fuller, Jim (OF) - 1977
 Funk, Tom (LHP) - 1986

G (62)

Gaines, Joe (OF) - 1964-66
 Gainey, Ty (OF) - 1985-87
 Galaraga, Armando (RHP) - 2012
 Gallagher, Bob (OF) - 1973-74
 Gallo, Mike (LHP) - 2003-06
 Garcia, Kiko (IF) - 1981-82
 Garcia, Ramon (RHP) - 1997
 Gardner, Art (OF) - 1975, 77
 Gardner, Chris (RHP) - 1991
 Garner, Phil (IF) - 1981-87
 Gattis, Evan (OF) - 2015-18
 Geary, Geoff (RHP) - 2008-09
 Gedman, Rich (C) - 1990
 Geiger, Gary (OF) - 1969-70
 Gentile, Jim (IF) - 1965-66
 Gernert, Dick (IF) - 1962
 Geronimo, Cesar (OF) - 1969-71
 Gervacio, Sammy (RHP) - 2009-10
 Gibbon, Joe (LHP) - 1972
 Giles, Ken (RHP) - 2016-18
 Gilson, Hal (RHP) - 1968
 Gimenez, Hector (C) - 2006
 Ginter, Keith (IF) - 2000-02
 Gipson, Charles (OF) - 2005
 Giusti, Dave (RHP) - 1962, 64-68
 Gladding, Fred (RHP) - 1968-73
 Goff, Jerry (C) - 1995-96
 Golden, Jim (RHP) - 1962-63
 Gomez, Carlos (OF) - 2015-16
 Gonzalez, Edgar (RHP) - 2012-13
 Gonzalez, Julio (IF) - 1977-80
 Gonzalez, Luis (OF) - 1990-95, 97
 Gonzalez, Marvin (IF) - 2012-18
 Gooden, Dwight (RHP) - 2000
 Goodman, Billy (IF) - 1962
 Gordon, Tom (RHP) - 2002
 Goss, Howie (OF) - 1963
 Gotay, Julio (IF) - 1966-69
 Granger, Wayne (RHP) - 1975
 Grant, Mark (RHP) - 1993
 Green, Jason (RHP) - 2000
 Greene, Tommy (RHP) - 1997
 Greene, Tyler (IF) - 2012

Gregerson, Luke (RHP) - 2015-17
 Greif, Bill (RHP) - 1971
 Greinke, Zack (RHP) - 2019
 Griffin, Tom (RHP) - 1969-76
 Griffiths, Jeremy (RHP) - 2004
 Gross, Greg (OF/IF) - 1973-76, 89
 Gross, Kip (RHP) - 2000
 Grossman, Robbie (OF) - 2013-15
 Grote, Jerry (C) - 1963-64
 Grzanich, Mike (RHP) - 1998
 Guduan, Reymin (LHP) - 2017-19
 Guerrero, Juan (IF) - 1992
 Guinn, Skip (LHP) - 1969, 71
 Gullickson, Bill (RHP) - 1990
 Gurriel, Yuli (IF) - 2016-19
 Gustave, Jandel (RHP) - 2016-17
 Gutierrez, Juan (RHP) - 2007
 Gutierrez, Ricky (IF) 1995-99
 Guzman, Jesus (IF/OF) - 2014

H (65)

Hajek, Dave (IF) - 1995-96
 Halama, John (LHP) - 1998
 Hall, Bill (IF) - 2011
 Hampton, Mike (LHP) - 1994-99, 09
 Happ, J.A. (LHP) - 2010-12
 Hardy, Carroll (OF) - 1963-64
 Hardy, Larry (RHP) - 1976
 Harnisch, Pete (RHP) - 1991-94
 Harrell, Lucas (RHP) - 2011-14
 Harris, Alonzo (OF) - 1967
 Harris, Buddy (RHP) - 1970-71
 Harris, Reggie (RHP) - 1998
 Harris, Will (RHP) - 2015-19
 Harrison, Chuck (IF) - 1965-67
 Hartgraves, Dean (LHP) - 1995-96
 Hartman, J.C. (IF) - 1962-63
 Harville, Chad (RHP) - 2004-05
 Hatcher, Billy (OF) - 1986-89
 Hawkins, LaRoy (RHP) - 2008-09
 Hayes, Charlie (IF) - 2001
 Heath, Bill (C) - 1966-67
 Heathcock, Jeff (RHP) - 1983, 85, 87-88
 Heep, Danny (OF) - 1979-82
 Heist, Al (OF) - 1962
 Helms, Tommy (IF) - 1972-75
 Henderson, Steve (OF) - 1988
 Henneman, Mike (RHP) - 1995
 Hennis, Randy (RHP) - 1990
 Henriquez, Oscar (RHP) - 1997
 Henry, Bill (LHP) - 1969
 Henry, Butch (LHP) - 1992
 Henry, Doug (RHP) - 1998-00
 Henry, Dwayne (RHP) - 1991
 Hernandez, Anderson (IF) - 2010
 Hernandez, Carlos (IF) - 1999
 Hernandez, Carlos (LHP) - 2001-02, 04
 Hernandez, Enrique (IF/OF) - 2014
 Hernandez, Manny (RHP) - 1986-87
 Hernandez, Roberto (RHP) - 2015
 Hernandez, Runelvys (RHP) - 2008
 Hernandez, Teoscar (OF) - 2016-17
 Hernandez, Xavier (RHP) - 1990-93, 96
 Herrera, Jose (OF/IF) - 1967-68
 Hermann, Ed (C) - 1976-78
 Hertz, Steve (IF) - 1964
 Hiatt, Jack (C) - 1971-72
 Hidalgo, Richard (OF) - 1997-04
 Hirsh, Jason (RHP) - 2006
 Hoerner, Joe (LHP) - 1963-64
 Hoes, L.J. (OF) - 2013-15
 Hoffman, John (C) - 1964-65
 Holt, Chris (RHP) - 1996-00
 House, J.R. (C) - 2006, 08
 House, Pat (LHP) - 1967-68
 Householder, Paul (OF) - 1987
 Howard, Larry (C) - 1970-73
 Howard, Thomas (OF) - 1997
 Howard, Wilbur (OF) - 1974-78
 Howe, Art (IF) - 1976-82
 Howell, Jack (IF) - 1998-99
 Hoyt, James (RHP) - 2016-18
 Hudek, John (RHP) - 1994-97
 Huff, Aubrey (OF) - 2006
 Humber, Philip (RHP) - 2013
 Hunter, Brian (OF) - 1994-96, 02-03

I (3)

Incaviglia, Pete (OF) - 1992, 98
 Inglett, Joe (IF) - 2011
 Ivie, Mike (IF) - 1981-82

J (26)

Jackson, Chuck (IF) - 1987-88
 Jackson, Mike (RHP) - 2001
 Jackson, Sonny (IF) - 1963-67
 James, Chris (OF) - 1993
 James, Josh (RHP) - 2018-19
 Jankowski, Jordan (RHP) - 2017
 Javier, Ignacio (OF) - 1976
 Javier, Stan (OF) - 1999
 Jennings, Jason (RHP) - 2007
 Jimerson, Charlton (OF) - 2005-06
 Johnson, Chris (IF) - 2009-12
 Johnson, Clifford (C/IF/OF) - 1972-77
 Johnson, Jerry (RHP) - 1974
 Johnson, Jonathan (RHP) - 2003
 Johnson, Ken (RHP) - 1962-65
 Johnson, Randy (LHP) - 1998
 Johnson, Russ (IF) - 1997-00
 Johnstone, John (RHP) - 1996
 Jones, Chris C. (OF) - 1992
 Jones, Chris D. (OF) - 1985
 Jones, Doug (RHP) - 1992-93
 Jones, Gordon (RHP) - 1964-65
 Jones, Jimmy (RHP) - 1991-92
 Jones, Todd (RHP) - 1993-96
 Juden, Jeff (RHP) - 1991, 93
 Jutze, Skip (C) - 1973-76

K (22)

Kasko, Eddie (IF) - 1964-65
 Kata, Matt (IF) - 2009
 Kazmir, Scott (LHP) - 2015
 Kelleher, Mick (IF) - 1974
 Kemmerer, Russ (RHP) - 1962-63
 Kemp, Tony (OF) - 2016-19
 Kent, Jeff (IF) - 2003-04
 Keough, Matt (RHP) - 1986
 Keppinger, Jeff (IF) - 2009-11
 Kerfeld, Charlie (RHP) - 1985-87, 90
 Keuchel, Dallas (LHP) - 2012-18
 Kile, Darryl (RHP) - 1991-97
 King, Hal (C) - 1967-68
 Knepper, Bob (LHP) - 1981-89
 Knically, Alan (C/OF) - 1979-82
 Knight, Ray (IF) - 1982-84
 Knorr, Randy (C) - 1996-97, 99
 Knudson, Mark (RHP) - 1985-86
 Konieczny, Doug (RHP) - 1973-75, 77
 Kratz, Erik (C) - 2016
 Krauss, Marc (OF) - 2013-14
 Kroll, Gary (RHP) - 1966

L (41)

LaCorte, Frank (RHP) - 1979-83
 LaCoss, Mike (RHP) - 1982-84
 Ladd, Peter (RHP) - 1979
 Laird, Brandon (IF) - 2012-13
 Lamabe, Jack (RHP) - 1965
 Lamb, Mike (IF) - 2004-07
 Lampard, Keith (IF) - 1969-70
 Landestoy, Rafael (IF) - 1978-81
 Landis, Jim (OF) - 1967
 Lane, Jason (OF) - 2002-07
 Larker, Norm (IF) - 1962
 Larsen, Don (RHP) - 1964-65
 Larson, Dan (RHP) - 1976-77
 Latman, Barry (RHP) - 1966-67
 LeBlanc, Wade (LHP) - 2013
 Lee, Carlos (OF) - 2007-12
 Lee, Don (RHP) - 1965-66
 Lemaster, Denny (LHP) - 1968-71
 Lemongello, Mark (RHP) - 1976-78
 Leonard, Jeff (OF) - 1978-81
 Lidge, Brad (RHP) - 2002-07
 Lillis, Bob (IF) - 1962-67
 Lima, Jose (RHP) - 1997-01
 Lindeman, Jim (IF) - 1993
 Lindstrom, Matt (RHP) - 2010
 Linebrink, Scott (RHP) - 2000-03
 Liriano, Francisco (LHP) - 2017
 Listach, Pat (IF) - 1997
 Lo, Chia-Jen (RHP) - 2013

Lofton, Kenny (OF) - 1991
 Lombardozzi, Steve (IF) - 1989-90
 Lopes, Davey (IF/OF) - 1986-87
 Lopez, Aurelio (RHP) - 1986-87
 Lopez, Mendy (IF) - 2001
 Lopez, Wilton (RHP) - 2009-12
 Loretta, Mark (IF) - 2002, 07-08
 Loucks, Scott (OF) - 1980-83
 Lowrie, Jed (IF) - 2012, 2015
 Lugo, Julio (IF) - 2000-03
 Lyles, Jordan (RHP) - 2011-13
 Lyon, Brandon (RHP) - 2010-12

M (93)

MacKenzie, Ken (LHP) - 1965
 Madden, Mike (LHP) - 1983-86
 Maddux, Mike (RHP) - 2000
 Magadan, Dave (IF) - 1995
 Magnante, Mike (LHP) - 1997-98
 Mahoney, Jim (IF) - 1965
 Majewski, Gary (RHP) - 2010
 Maldonado, Martin (C) - 2018-2019
 Mallicoat, Rob (LHP) - 1987, 91-92
 Mann, Jim (RHP) - 2001-02
 Mantilla, Felix (IF) - 1966
 Manwaring, Kirt (C) - 1996
 Manzella, Tommy (IF) - 2009-10
 Marisnick, Jake (OF) - 2014-19
 Marshall, Mike (RHP) - 1970
 Martes, Francis (RHP) - 2017
 Martin, Corbin (RHP) - 2019
 Martin, Tom (LHP) - 1997
 Martinez, David (RHP) - 2013-14
 Martinez, Fernando (OF) - 2012-13
 Martinez, J.D. (OF) - 2011-13
 Martinez, Marty (IF) - 1969-71
 Martinez, Pedro (LHP) - 1995
 Mason, Roger (RHP) - 1989
 Mathews, Eddie (IF) - 1967
 Mathews, T.J. (RHP) - 2002
 Mathis, Ron (RHP) - 1985, 87
 Matrangola, Dave (IF) - 2003
 Matsui, Kazuo (IF) - 2008-10
 Maxwell, Justin (OF) - 2012-13
 May, Derrick (OF) - 1995-96
 May, Lee (IF) - 1972-74
 May, Milt (C) - 1974-75
 Mayberry, John (IF) - 1968-71
 Maybin, Cameron (OF) - 2017
 Maye, Lee (OF) - 1965-66
 Mayfield, Jack (IF) - 2019
 Maysonet, Edwin (IF) - 2008-09
 McCann, Brian (C) - 2017-18
 McCullers Jr., Lance (RHP) - 2015-18
 McCurry, Jeff (RHP) - 1999
 McEwing, Joe (IF) - 2006
 McCadden, Leon (IF) - 1968-70
 McGriff, Terry (C) - 1990
 McHugh, Collin (RHP) - 2014-19
 McKnight, Tony (RHP) - 2000-01
 McLaughlin, Mike "Bo" (RHP) - 1976-79
 McLemore, Mark (IF) - 1991
 McLemore, Mark (LHP) - 2007
 McMahon, Don (RHP) - 1962-63
 McMurtry, Craig (RHP) - 1995
 Meacham, Rusty (RHP) - 2000
 Meadows, Louie (OF) - 1986, 88-90
 Meads, Dave (LHP) - 1987-88
 Mejias, Roman (OF) - 1962
 Melancon, Mark (RHP) - 2010-11
 Meluskey, Mitch (C) - 1998-00, 03
 Mendoza, Mike (RHP) - 1979
 Menke, Denis (IF) - 1968-71, 74
 Merced, Orlando (OF) - 2001-03
 Metzger, Roger (IF) - 1971-78
 Meyer, Brian (RHP) - 1988-90
 Miceli, Dan (RHP) - 2003-04
 Michaels, Jason (OF) - 2009-11
 Mieske, Matt (OF) - 1999-00
 Milbourne, Larry (IF) - 1974-76
 Milley, Wade (RHP) - 2019
 Miller, Norm (OF) - 1965-73
 Miller, Orlando (IF) - 1994-96
 Miller, Trevor (LHP) - 1998-99, 06-07
 Miller, Wade (RHP) - 1999-04
 Minor, Blas (RHP) - 1997
 Mizerock, John (C) - 1983-86
 Milicki, Dave (RHP) - 2001-02



Moehler, Brian (RHP) - 2003, 07-10
Moffitt, Randy (RHP) - 1982
Montalvo, Rafael (RHP) - 1986
Monteagudo, Aurelio (RHP) - 1966
Montgomery, Ray (OF) - 1996-98
Moore, Scott (IF) - 2012
Moran, Colin (IF) - 2016-17
Moreno, Omar (OF) - 1983
Morgan, Joe (IF) - 1963-71, 80
Morman, Alvin (LHP) - 1996
Morton, Charlie (RHP) - 2017-18
Mota, Andy (IF) - 1991
Mouton, James (OF) - 1994-97
Mumphrey, Jerry (OF) - 1983-85
Munro, Pete (RHP) - 2002-04
Munson, Eric (C) - 2006-07
Murphy, Rob (LHP) - 1992
Murrell, Ivan (OF) - 1963-64, 67-68
Musgrove, Joe (RHP) - 2016-17
Myers, Brett (RHP) - 2010-12

N (13)

Nagy, Mike (RHP) - 1974
Navarro, Oswaldo (IF) - 2010
Neshek, Pat (RHP) - 2015-16
Nevin, Phil (IF) - 1995
Newman, David (INF) - 2008
Nichols, Carl (C) - 1989-91
Nicholson, Dave (OF) - 1966
Niekro, Joe (RHP) - 1975-85
Niemann, Randy (LHP) - 1979-80
Nieve, Fernando (RHP) - 2006-08
Nitzkowski, C.J. (LHP) - 1998
Norris, Bud (RHP) - 2009-13
Nottebart, Don (RHP) - 1963-65

O (14)

Oberholtzer, Brett (LHP) 2013-15
Oberkell, Ken (IF) - 1990-91
O'Bradovich, Jim (IF) - 1978
Oliver, Darren (LHP) - 2004
Olson, Gregg (RHP) - 1996
Ortiz, Javier (OF) - 1990-91
Ortiz, Russ (RHP) - 2009
Osinski, Dan (RHP) - 1970
Osteen, Claude (LHP) - 1974
Osuna, Al (LHP) - 1990-93
Osuna, Roberto (RHP) - 2018-19
Oswalt, Roy (RHP) - 2001-10
Owens, Jim (RHP) - 1964-67
Owens, Rudy (LHP) - 2014

P (44)

Paciorek, John (OF) - 1963
Pagnozzi, Matt (C) - 2013
Palmeiro, Orlando (OF) - 2004-07
Pankovits, Jim (IF) - 1984-88
Paredes, Jimmy (IF) - 2011-13
Parker, Rick (OF) - 1993
Paronto, Chad (RHP) - 2008-09
Patton, Troy (LHP) - 2007
Paulino, David (RHP) - 2016-17
Paulino, Felipe (RHP) - 2007, 09-10
Peacock, Brad (RHP) - 2013-19
Pearce, Steve (OF) - 2012
Pena, Bert (IF) - 1981, 83-87
Pena, Carlos (IF) - 2013
Pena, Tony (C) - 1997
Pence, Hunter (OF) - 2007-11
Pendelton, Jim (OF) - 1962
Pendleton, Lance (RHP) - 2011
Pentz, Eugene (RHP) - 1976-78
Pepitone, Joe (IF) - 1970
Pérez, Cionel (LHP) - 2018-19
Perez, Oliver (LHP) - 2015
Perez, Tomas (IF) - 2008
Perez, Yorkis (LHP) - 2000
Petagine, Roberto (IF) - 1994
Petit, Gregorio (IF) - 2014
Pettitte, Andy (LHP) - 2004-06
Phillips, J.R. (IF) - 1997-98
Pichardo, Hipolito (RHP) - 2002
Pittman, Joe (IF) - 1981-82
Pizarro, Juan (LHP) - 1973
Pladson, Gordon (RHP) - 1979-82
Plantier, Phil (OF) - 1995
Pointer, Aaron (OF) - 1963, 66-67

Porter, Colin (OF) - 2003
Portugal, Mark (RHP) - 1989-93
Powell, Brian (RHP) - 2000-01
Powell, Jay (RHP) - 1998-01
Powell, Ross (LHP) - 1994-95
Presley, Alex (OF) - 2014-15
Pressly, Ryan (RHP) - 2018-19
Puffer, Brandon (RHP) - 2002-03
Puhl, Terry (OF) - 1977-90
Pujols, Luis (C) - 1977-83

Q (2)

Qualls, Chad (RHP) - 2004-07, 14-15
Quintero, Humberto (C) - 2005-11

R (48)

Rader, Doug (IF) - 1967-75
Ramirez, Rafael (IF) - 1988-92
Ramos, Ken (OF) - 1997
Randolph, Stephen (LHP) - 2007
Ranew, Merritt (C) - 1962
Ransom, Cody (IF) - 2007
Rasmus, Colby (OF) - 2015-16
Ratliff, Gene (IF) - 1965
Ray, Jim (RHP) - 1965-66, 68-73
Ray, Larry (OF) - 1982
Raymond, Claude (RHP) - 1964-67
Reddick, Josh (OF) - 2017-19
Redding, Tim (RHP) - 2001-04
Reed, AJ (IF) - 2016-18
Reed, Howie (RHP) - 1967
Reuss, Jerry (LHP) - 1972-73
Reynolds, Craig (IF) - 1979-89
Reynolds, Ronn (C) - 1987
Reynolds, Shane (RHP) - 1992-02
Rhoden, Rick (RHP) - 1989
Rhodes, Karl (OF) - 1990-93
Riccelli, Frank (LHP) - 1978-79
Richard, J.R. (RHP) - 1971-80
Richardt, Mike (IF) - 1984
Riles, Ernest (IF) - 1992
Rivera, German (IF) - 1985
Rivera, Luis (IF) - 1997
Roberge, Bert (RHP) - 1979-80, 82
Roberts, Dave A. (LHP) - 1972-75
Roberts, Dave L. (OF/IF) - 1962, 64
Roberts, Dave W. (IF/OF/C) - 1981
Roberts, Leon (OF) - 1976-77
Roberts, Robin (RHP) - 1965-66
Robertson, Jeriome (LHP) - 2002-03
Rodgers, Brady (RHP) - 2016
Rodriguez, Aneurys (RHP) - 2011-12
Rodriguez, Fernando (RHP) - 2011-12
Rodriguez, Ivan (C) - 2009
Rodriguez, Wandy (LHP) - 2005-12
Rodriguez, Wilfredo (LHP) - 2001
Rohde, Dave (IF) - 1990-91
Rondon, Gilbert (RHP) - 1976
Rondon, Héctor (RHP) - 2018-19
Rosario, Rodrigo (RHP) - 2003
Ross, Mark (RHP) - 1982, 84-85
Ruhle, Vern (RHP) - 1978-84
Runnels, Pete (IF) - 1963-64
Ryan, Nolan (RHP) - 1980-88

S (72)

Saarloos, Kirk (RHP) - 2002-03
Saccomanno, Mark (INF) - 2008
Sadler, Billy (RHP) - 2009
Sambito, Joe (LHP) - 1976-82, 84
Sampson, Chris (RHP) - 2006-10
Sanchez, Aaron (RHP) - 2019
Sanchez, Angel (IF) - 2010-11
Santana, Domingo (OF) - 2014-15
Sarfaté, Dennis (RHP) - 2007
Scanlan, Bob (RHP) - 1998
Schafer, Jordan (OF) - 2011-12
Schatzeder, Dan (LHP) - 1989-90
Scheid, Rich (LHP) - 1992
Scherman, Fred (LHP) - 1974-75
Schilling, Curt (RHP) - 1991
Schlueter, Jay (OF) - 1971
Schneider, Dan (LHP) - 1967, 69
Schourek, Pete (LHP) - 1998
Scott, Luke (OF) - 2005-07
Scott, Mike (RHP) - 1983-91
Scott, Tony (OF) - 1981-84

Sell, Todd (OF) - 2005
Sembera, Carroll (RHP) - 1965-67
Servais, Scott (C) - 1991-95, 01
Sexton, Jimmy (IF) - 1978-79
Shantz, Bobby (LHP) - 1962
Shea, Steve (RHP) - 1968
Sherry, Larry (RHP) - 1967
Shipley, Craig (IF) - 1995
Shuck, J.B. (OF) - 2011
Siebert, Paul (LHP) - 1974-76
Simms, Mike (OF/IF) - 1990-92, 94-96
Simpson, Dick (OF) - 1968
Sims, Greg (OF) - 1966
Singleton, Jon (IF) - 2014-15
Sipp, Tony (LHP) - 2014-18
Slusarski, Joe (RHP) - 1999-01
Smajstrla, Craig (IF) - 1988
Small, Mark (RHP) - 1996
Smith, Billy (RHP) - 1981
Smith, Dave (RHP) - 1980-90
Smith, Hal (C) - 1962-63
Smith, Jason (IF) - 2009
Smith, Joe (RHP) - 2018-19
Sneed, Cy (RHP) - 2019
Snyder, Chris (C) - 2012
Solano, Julio (RHP) - 1983-87
Sosa, Henry (RHP) - 2011
Sosa, Jose (RHP) - 1975-76
Spangler, Al (OF) - 1962-65
Sperring, Rob (IF) - 1977
Spillman, Harry (IF) - 1981-85, 88-89
Spinks, Scipio (RHP) - 1969-71
Springer, George (OF) - 2014-19
Springer, Russ (RHP) - 1997, 04-06
Sprowl, Bobby (LHP) - 1979-81
Stankiewicz, Andy (IF) - 1994-95
Stanton, Mike (RHP) - 1975
Stassi, Max (C) - 2013-19
Staub, Rusty (OF) - 1963-68
Stewart, Jimmy (IF) - 1972-73
Stinson, Bob (C) - 1972
Stone, Dean (LHP) - 1962
Stone, Ricky (RHP) - 2001-04
Storey, Mickey (RHP) - 2012
Straily, Dan (RHP) - 2015
Straw, Myles (OF) - 2018-2019
Strickland, Scott (RHP) - 2005
Stubbs, Franklin (IF) - 1990
Stubbs, Garrett (C) - 2019
Sullivan, Cory (OF) - 2010
Sutherland, Gary (IF) - 1972-73
Sutton, Don (RHP) - 1981-82
Swindell, Greg (LHP) - 1993-96

T (33)

Tabaka, Jeff (LHP) - 1995-96
Taubensee, Eddie (C) - 1992-94
Taussig, Don (OF) - 1962
Taveras, Alex (IF) - 1976
Taveras, Willy (OF) - 2004-06
Taylor, Ron (RHP) - 1965-66
Tejada, Miguel (INF) - 2008-09
Temple, Johnny (IF) - 1962-63
Thatcher, Jon (LHP) - 2015
Thomas, Derrel (IF) - 1971
Thomas, Frank (OF) - 1965
Thomas, Lee (OF) - 1968
Thomas, Roy (RHP) - 1977
Thompson, Milt (OF) - 1994-95
Thompson, Ryan (OF) - 1999
Thon, Dickie (IF) - 1981-87
Thornton, Otis (C) - 1973
Throop, George (RHP) - 1979
Tiefenauer, Bob (RHP) - 1962
Tolentino, Jose (IF) - 1991
Tolient, Ashur (LHP) - 2017
Tolman, Tim (OF) - 1981-85
Toro, Abraham (IF) - 2019
Torres, Hector (IF) - 1968-70, 73
Towles, J.R. (C) - 2007-11
Twie, Chris (C) - 2004
Trevino, Alex (C) - 1988-90
Triandos, Gus (C) - 1965
Tropeano, Nick (RHP) - 2014
Truby, Chris (IF) - 2000-01
Tucker, Kyle (OF) - 2018-19
Tucker, Preston (OF) - 2015-16

Tucker, Scooter (C) 1992-93, 95

U (4)

Umbricht, Jim (RHP) - 1962-63
Upshaw, Cecil (RHP) - 1973
Uribe, Jose (IF) - 1993
Urquidy, Jose (RHP) - 2019

V (18)

Valbuena, Luis (IF) - 2015-16
Valdes, Marc (RHP) - 2000
Valdes, Raul (LHP) - 2014
Valdespino, Sandy (OF) - 1969
Valdez, Framber (LHP) - 2018-19
Valdez, Jose (RHP) - 2011-12
Valverde, Jose (RHP) - 2008-09
Vaughan, Glenn (IF) - 1963
Velasquez, Vince (RHP) - 2015
Veras, Jose (RHP) - 2013-14
Veres, Dave (RHP) - 1994-95
Verlander, Justin (RHP) - 2017-19
Villar, Henry (RHP) - 2010
Villar, Jonathan (IF) - 2013-15
Villareal, Oscar (RHP) - 2008
Villone, Ron (LHP) - 2001, 03
Vizcaino, Jose (IF) - 2001-05
Von Hoff, Bruce (RHP) - 1965, 67

W (49)

Wagner, Billy (LHP) - 1995-03
Walker, Tony (OF) - 1986
Wall, Donne (RHP) - 1995-97

Wallace, Brett (IF) - 2010-13
Waller, Ty (OF) - 1987
Walling, Denny (OF/IF) - 1977-88, 92
Walton, Danny (IF) - 1968, 77
Ward, Daryle (OF/IF) - 1998-02
Warthen, Dan (LHP) - 1978
Warwick, Carl (OF) - 1962-63
Washington, Ron (IF) - 1989
Watkins, Bob (RHP) - 1969
Watson, Bob (IF/OF) - 1966-79
Weathers, David (RHP) - 2004
Weekly, Johnny (OF) - 1962-64
Weiland, Kyle (RHP) - 2012
Wesson, Barry (OF) - 2002
Wheeler, Dan (RHP) - 2004-07
White, Mike (OF) - 1963-65
White, Rick (RHP) - 2003, 07
White, Tyler (IF) - 2016-19
Wiedenbauer, Tom (OF) - 1979
Wiegand, Tom (C) - 1984
Wigginton, Ty (IF) - 2007-08
Wilkins, Dean (RHP) - 1991
Wilkins, Rick (C) - 1995-96
Williams, Brian (RHP) - 1991-94, 99
Williams, George (IF) - 1962
Williams, Jerome (RHP) - 2014
Williams, Mike (RHP) - 2001
Williams, Mitch (LHP) - 1994
Williams, Rick (RHP) - 1978-79
Williams, Walt (OF) - 1964
Williams, Woody (RHP) - 2007
Willis, Ron (RHP) - 1969
Wilson, Don (RHP) - 1966-74

Wilson, Gary (RHP) - 1979
Wilson, Glenn (OF) - 1989-90
Wilson, Preston (OF) - 2006
Wine, Robbie (C) - 1986-87
Witt, George (RHP) - 1962
Wojciechowski, Asher (RHP) - 2015
Wolf, Randy (LHP) - 2008
Womack, Dooley (RHP) - 1969
Woodeshick, Hal (LHP) - 1962-65
Woods, Gary (OF) - 1980-81
Worth, Danny (IF) - 2016
Wright, Wesley (LHP) - 2008-13
Wynn, Jimmy (OF) - 1963-73

Y (6)

Yelding, Eric (IF) - 1989-92
Yellen, Larry (RHP) - 1963-64
York, Jim (RHP) - 1972-75
Young, Anthony (RHP) - 1996
Young, Gerald (OF) - 1987-92
Yount, Larry (RHP) - 1971

Z (6)

Zachary, Chris (RHP) - 1963-67
Zamora, Oscar (RHP) - 1978
Zaun, Gregg (C) - 2002-03
Zeid, Josh (RHP) - 2013-14
Zinter, Alan (IF) - 2002
Zosky, Ed (IF) - 2000

HOUSTON ALL-TIME COACHES (101)

Adair, Jimmy - 1962-65
Albert, Jeff - 2018
Alou, Jesus - 1979
Arnsberg, Brad - 2010
Ashby, Alan - 1997
Bagwell, Jeff - 2010
Bailey, Mark - 2002-09
Barfield, Jesse - 1995
Barnett, Mike - 2011-12
Berra, Yogi - 1986-89
Berry, Sean - 2006-10
Bjornson, Craig - 2012, 14-17
Bragan, Bobby - 1962
Brockail, Doug - 2011-13
Brock, Tarik - 2014
Busby, Jim - 1962-67
Cintrón, Alex - 2018-19
Clines, Gene - 1988
Clark, Dave - 2008-13
Cluck, Bob - 1979, 90-93
Cooper, Cecil - 2005-07
Cora, Alex - 2017
Courtney, Clint - 1965
Craig, Roger - 1974-75
Cruz, Jose - 1997-09
Cubbage, Mike - 1997-01

Dauer, Rich - 2015-17
Deal, Cot - 1962-64, 83-85
Dickenson, Ralph - 2014
Engle, Dave - 1998
Espada, Joe - 2018*19
Everett, Adam - 2014
Fox, Nellie - 1965-67
Gaetti, Gary - 2004-05
Galante, Matt - 1985-96, 98-01
Garner, Phil - 1989-91
Gomez, Preston - 1973
Hancken, Buddy - 1968-72
Harris, Luman - 1962-64
Hattton, Grady - 1973-74
Heist, Al - 1966-67
Henderson, Steve - 1994-96
Hickey, Jim - 2004-05
Hill, Marc - 1988
Hillman, Trey - 2015-16
Hinch, AJ - 2015-19
Hines, Ben - 1994
Hooton, Burt - 2000-04
Hudgens, Dave - 2015-18
Jaramillo, Rudy - 1990-93
Jones, Deacon - 1976-82
Jones, Gordon - 1966-67

Kelly, Don - 2019
Kittle, Hub - 1971-75
Lamont, Gene - 2002-04
Lawless, Tom - 2014
Leppert, Don - 1980-85
Lillis, Bob - 1973-82
Linares, Julio - 1994-96
Listach, Pat - 2014
Mallee, John - 2013-14
Mansolino, Doug - 2005-07
Martinez, Dennis - 2013
McCraw, Tom - 1997-00
Meacham, Bobby - 2010-12
Menke, Denis - 1983-88
Miller, Josh - 2019
Moore, Jackie - 2007-08
Moss, Les - 1982-89
McGaha, Mel - 1968-70
Napoleon, Ed - 1989-90
Ott, Ed - 1989-93
Owens, Jim - 1967-72
Parker, Salty - 1968-72
Pacheco, Tony - 1976-82
Pedrique, Al - 2009-11
Perez, Eduardo - 2013
Pettini, Joe - 2012

Pettis, Gary - 2015-19
Pollet, Howie - 1965
Porter, Bo - 2013-14
Powell, Alonzo - 2016-17
Quirk, Jamie - 2010-11
Radison, Dan - 2012-13
Robinson, Dewey - 2008-09
Romero, Ed - 2008-09
Ruhle, Vern - 1997-00
Snitker, Troy - 2019
Spencer, Tom - 1992-93
Spilman, Harry - 1999-04
Stottlemire, Mel - 1994-95
Strom, Brent - 1996, 2014-19
Sweet, Rick - 1996
Tamargo, John - 1999-04
Tenace, Gene - 1986-87
Trembley, Dave - 2013-14
Van Burkleo, Ty - 2012
Virdon, Bill - 1997
Wallace, Dave - 2007
Walker, Jerry - 1983-85
White, Doug - 2018
Williams, Jim - 1975
Wright, Mel - 1976-82
Zinter, Alan - 2015

HOUSTON ALL-TIME UNIFORM NUMBERS

0	Year	Player
	14-15	Hoes, L.J.

00	Year	Player
	68	Mayberry, John

1	Year	Player
	62-64	Craft, Harry (Manager)
	66-68, 74	Hatton, Grady (Mgr, Coach)
	81, 83-87	Pena, Bert
	88, 90-93	Candaele, Casey
	94-96	Linares, Julio (Coach)
	99	Diaz, Alez
	00-02	Ginter, Keith
	03	Porter, Colin
	03	Matrangola, Dave
	04-06	Taveras, Willy
	08	Abercrombie, Reggie
	11-12	Schafer, Jordan
	14	Lawless, Tom (Manager)
	15-19	Correa, Carlos

2	Year	Player
	62-63	Adair, Jimmy (Coach)
	64-65	Fox, Nellie
	66-67	Fox, Nellie (Coach)
	68-72	Parker, Salty (Coach)
	74-75	Craig, Roger (Coach)
	76-82	Wright, Mel (Coach)
	83-85	Deal, Cot (Coach)
	87-92	Young, Gerald
	90	Gedman, Rich
	94-96	Collins, Terry (Manager)
	97	Rivera, Luis
	99	Diaz, Alex
	00	Ensberg, Morgan
	02-03	Zaun, Gregg
	03	Meluskey, Mitch
	04-07	Burke, Chris
	08-09	Erstad, Darin
	10-11	Mills, Brad (Manager)
	13	Barnes, Brandon
	14-15	Villar, Jonathan
	16-19	Bregman, Alex

3	Year	Player
	62	Bragan, Bobby (Coach)
	63-64	Runnels, Pete
	65	Adair, Jimmy (Coach)
	66	Jones, Gordon (Coach)
	67	Busby, Jim (Coach)
	68-70	McGaha, Mel (Coach)
	71-75	Kittle, Hub (Coach)
	76-79	Pacheco, Tony (Coach)
	80-81	Leppert, Don (Coach)
	81-87	Garner, Phil
	87	Biancalana, Buddy
	88	Drew, Cameron
	89-91	Garner, Phil (Coach)
	93-95	Donnels, Chris
	95-96	Wilkins, Rick
	96	Manwaring, Karl
	98-99	Everett, Carl
	01	Everett, Adam
	03	Cromer, Tripp
	04	Williams, Jimmy (Manager)
	05-07	Garner, Phil (Manager)
	08-10	Matsui, Kazuo
	11	Inglett, Joe
	11	Durango, Luis
	12	Francisco, Ben
	13	Perez, Eduardo (Coach)
	14	Petit, Gregorio
	15	Presley, Alex
	17	Aoki, Norichika
	17	Maybin, Cameron
	18-19	Tucker, Kyle

4	Year	Player
	62-65	Busby, Jim (Player, Coach)
	63	Vaughan, Glenn
	65-66	Gentile, Jim
	67	Adlesh, Dave
	68-72	Hancken, Buddy (Coach)

76-82	Jones, Deacon (Coach)
83-86	Mizerock, John
87	Berra, Dale
88-89	Biggio, Craig
89-90	Lombardozzi, Steve
90-93	Rhodes, Karl
93	Brumley, Mike
94-95	Stankiewicz, Andy
96	Hajek, Dave
97	Pena, Tony
97	Listach, Pat
98	Meluskey, Mitch
99	Hernandez, Carlos
00-03	Lugo, Julio
03-07	Bruntlett, Eric
06	Wilson, Preston
08	Moore, Jackie (Coach)
09-11	Michaels, Jason
12	Lowrie, Jed
13	Laird, Brandon
14-19	Springer, George

5	Year	Player
	62-64	Deal, Cot (Coach)
	65	Pollet, Howie (Coach)
	66	Busby, Jim (Coach)
	67	Jones, Gordon (Coach)
	67	King, Hal
	68-72	Owens, Jim (Coach)
	74-82, 83-85	Lillis, Bob (Coach, Mgr)
	88	Henderson, Steve
	89	Napoleon, Ed (Coach)
	91-05, 10	Bagwell, Jeff (Player, Coach)
	<i>Retired in 2007 - Jeff Bagwell</i>	

6	Year	Player
	62-63	Harris, Luman (Coach)
	63	Grote, Jerry
	65	Courtney, Clint (Coach)
	66-67	Heist, Al (Coach)
	68	Adlesh, Dave
	69-70	Bryant, Don
	72-77	Johnson, Cliff
	77	Cacek, Craig
	78-79	Baldwin, Reggie
	80-83	Pujols, Luis
	84-88	Bailey, Mark
	88	Spilman, Harry
	89	Gross, Greg
	90-91	Rohde, Dave
	92-94	Taubensee, Eddie
	95-97	Mouton, James
	99-00	Bako, Paul
	00-01	Trubny, Chris
	03-09	Bailey, Mark (Coach)
	10-11	Quirk, Jamie (Coach)
	12	Buck, Travis
	13-14	Villar, Jonathan
	14	Hernandez, Enrique
	14-19	Marisnick, Jake

7	Year	Player
	62	Ranew, Merritt
	63-68	Bateman, John
	65	Triandos, Gus
	69-74	Edwards, Johnny
	76-82	Virdon, Bill (Manager)
	84	Bannister, Alan
	86-87	Wine, Robbie
	89-07	Biggio, Craig
	<i>Retired in 2008 - Craig Biggio</i>	

8	Year	Player
	62-63	Smith, Hal
	63-64	Grote, Jerry
	63-65	Adlesh, Dave
	66-67	Heath, Bill
	67	Brandt, Jackie
	68	King, Hal
	70	Watson, Bob
	71-72	Hiatt, Jack
	72-73	Sutherland, Gary
	73	Batista, Rafael
	74-75	May, Milt
	76-78	Herrmann, Ed

78-79	Pujols, Luis
80	Morgan, Joe
81	Roberts, Dave
82-83	Bass, Kevin
85-89	Berra, Yogi (Coach)
90	McGriff, Terry
97	Ashby, Alan (Coach)
98-01	Galante, Matt (Coach)
03-04	Spillman, Harry (Coach)
05-06	Gaetti, Gary (Coach)
02	Zaun, Gregg
02, 07-08	Loretta, Mark
09	Boone, Aaron
10-11	Keppinger, Jeff
11	Shuck, J.B.
13	Crowe, Trevor
14	Presley, Alex
15	Lowrie, Jed
16	Moran, Colin
16-19	Pettis, Gary (Coach)

9	Year	Player
	62-63	Campbell, Jim
	62-63	Smith, Hal
	64-65	Hoffman, John
	65-68	Brand, Ron
	70	Pepitone, Joe
	72	Stinson, Bob
	73-76	Jutze, Skip
	73	Thornton, Otis
	74	Kelleher, Mick
	77	Johnson, Cliff
	77-80	Gonzalez, Julio
	81-82	Pittman, Joe
	85-86	Bullock, Eric
	87	Afenir, Troy
	88-90	Trevino, Alex
	90	McGriff, Terry
	91-95	Servais, Scott
	95-96	Goff, Jerry
	96-97	Knorr, Randy
	98-00	Johnson, Russ
	01	Cubbage, Mike (Coach)
	02	Pena, Tony (Coach)
	03	Porter, Colin
	05	Quintero, Humberto
	06	Huff, Aubrey
	07-11	Pence, Hunter
	12-18	Gonzalez, Marwin
	19	Mayfield, Jack

10	Year	Player
	62	Larker, Norm
	63-68	Staub, Rusty
	69-70	Davis, Tommy
	70-73	Howard, Larry
	73	Batista, Rafael
	74-76	Milbourne, Larry
	77-78, 80	Fischlin, Mike
	81-87	Thon, Dickie
	88	Clines, Gene (Coach)
	89	Spilman, Harry
	90-91	Oberkfell, Ken
	91	Eusebio, Tony
	92	Riles, Ernest
	93-94	Cedeno, Andujar
	95-99	Hampton, Mike
	00	Cromer, Tripp
	01-05	Vizcaino, Jose
	06	Bruntlett, Eric
	07	Ransom, Cody
	08-09	Tejada, Miguel
	10-12	Meacham, Bobby (Coach)
	13	Elmore, Jake
	14	Brock, Tarrick (Coach)
	15-16	Pettis, Gary (Coach)
	16-19	Gurriel, Yuli

11	Year	Player
	62	Amalfitano, Joey
	63	Fazio, Ernie
	64-65	Kasko, Eddie
	66	Gotay, Julio
	66	Freese, Gene
	67	Mathews, Eddie
	67	Watson, Bob

TABLE OF CONTENTS

PLAYERS

PLAYER DEVELOPMENT

2019 REVIEW

OPPONENTS

HISTORY AND RECORDS

SPRING TRAINING

MEDIA INFORMATION

MINUTE MAID PARK

HISTORY AND RECORDS

68-71, 74	Menke, Denis
72-73	Stewart, Jimmy
75-76	Andrews, Rob
77	Sperring, Rob
79-82	Knically, Alan
83-86	DiPino, Frank
86-87	Lopes, Davey
87-94, 99-00	Caminiti, Ken
97-98, 01-08	Ausmus, Brad
09	Hampton, Mike
10-11	Bourgeois, Jason
12	Domiguez, Matt
13-14	Mallee, John (Coach)
15-18	Gattis, Evan
19	Stubbs, Garrett

12	Year	Player
	62	Richards, Paul (GM)
	63	Morgan, Joe
	66	Colbert, Nate
	67	Bales, Lee
	67-75	Rader, Doug
	79-89	Reynolds, Craig
	90	Wilson, Glenn
	91-94	Finley, Steve
	95-99	Gutierrez, Ricky
	01-02	Spilman, Harry (Coach)
	03-04	Kent, Jeff
	08	Berry, Sean (Coach)
	09	Rodriguez, Ivan
	09-10	Manzella, Tommy
	11	Barnes, Clint
	12	Bixler, Brian
	13	Pena, Carlos
	14-19	Stassi, Max
	19	Maldonado,

13	Year	Player
	63-67	Farrell, Turk
	69	Blefary, Curt
	77-78	Ferguson, Joe
	78-80	Bochy, Bruce
	84	Wieghaus, Tom
	87	Mathis, Ron
	88	Camacho, Ernie
	89-90	Wilson, Glenn
	90	Young, Gerald
	92	Riles, Ernie
	95-03	Wagner, Billy
	06-07	Munson, Eric
	08	Perez, Tomas
	08	Castillo, Jose
	10-11	Pedrique, Al (Coach)
	12	Pearce, Steve
	12	Laird, Brandon
	13	Cedeno, Ronny
	14-15	Santana, Domingo
	16-19	White, Tyler
	19	Toro, Abraham

14	Year	Player
	62-68	Aspromonte, Bob
	69-71	Martinez, Marty
	72-78	Metzger, Roger
	79-89	Ashby, Alan
	92-93	Ott, Ed (Coach)
	95-99	Bell, Derek
	00	Cedeno, Roger
	01	Hayes, Charlie
	02-07	Ensberg, Morgan
	08	Bourn, Michael
	09-10	Berry, Sean (Coach)
	11-13	Martinez, J.D.
	14	Guzman, Jesus
	15-19	Hinch, AJ (Manager)

15	Year	Player
	62-67	Lillis, Bob
	68-70	Torres, Hector
	71	Metzger, Roger
	72-75	Roberts, Dave
	76	Taveras, Alex
	78	Drumright, Keith
	80-81	Woods, Gary
	81-82	Ivie, Mike
	83-88	Menke, Denis (Coach)
	87	Lopes, Davey
	89	Washington, Ron
	89-92	Yeldina, Eric

93-96	Drabek, Doug
97-04	Hidalgo, Richard
04	Beltran, Carlos
05-09	Cooper, Cecil (Coach, Mgr)
10, 12-16	Castro, Jason
17	Beltran, Carlos
18	Maldonado, Martin

16	Year	Player
	62	Warwick, Carl
	62	Goodman, Billy
	63	Temple, Johnny
	63-65	White, Mike
	66-67	Jackson, Sonny
	71, 73-74	Busse, Ray
	75-76	DaVanon, Jerry
	77	Fuller, Jim
	78-81	Bergman, Dave
	81-85	Spilman, Harry
	88-92	Ramirez, Rafael
	93	James, Chris
	95	Shipley, Craig
	95-96	May, Derrick
	98	Hidalgo, Richard
	97-99	McCraw, Tom (Coach)
	00	Gooden, Dwight
	00	Valdes, Marc
	01-03	Merced, Orlando
	05-07	Lane, Jason
	08-09	Romero, Ed (Coach)
	10-12	Downs, Matt
	13-14	Porter, Bo (Manager)
	15	Conger, Hank
	16	Kemp, Tony
	17-18	McCann, Brian
	16	Diaz, Aledmys

17	Year	Player
	62	Gernert, Dick
	62	Cerv, Bob
	62	Browne, Pidge
	63	Pointer, Aaron
	64	Hertz, Steve
	66-67	Harrison, Chuck
	68-69	Gotay, Julio
	71	Schlueter, Jay
	73	Sutherland, Gary
	73	Torres, Hector
	75-77	Boswell, Ken
	78-81	Landestoy, Rafael
	82	Moffitt, Randy
	84-89, 93-94	Bass, Kevin
	90-93	Cedeno, Andujar
	90	Baldwin, Jeff
	95	Borders, Pat
	95	Plantier, Phil
	96-98	Berry, Sean
	99	Knorr, Randy
	00-10	Berkman, Lance

18	Year	Player
	62	Buddin, Don
	62-63	Hartman, J.C.
	63	Wynn, Jimmy
	65-71	Morgan, Joe
	72	Fenwick, Bobby
	74-75	Gomez, Preston (Mgr)
	76-82	Howe, Art
	84-85	Tolman, Tim
	86-87	Tenace, Gene (Coach)
	88	Fishel, John
	89-92	Howe, Art (Manager)
	94-95	Mouton, James
	95	Magadan, Dave
	95	Shipley, Craig
	96	Sweet, Rick (Coach)
	97	Virdon, Bill (Coach)
	98, 00-01	Alou, Moises
	09	Maysonet, Edwin
	10	Sullivan, Cory
	10	Hernandez, Anderson
	12	Snyder, Chris
	13	Lyles, Jordan
	14	Krauss, Marc
	15-16	Valbuena, Luis
	17-19	Kemp, Tony
	19	Sanchez, Aaron

19	Year	Player
	62	Fazio, Ernie
	62	Williams, George
	63-65	Jackson, Sonny
	67	Rader, Doug
	67	Reed, Howie
	69-70	Geiger, Gary
	71	Thomas, Derrel
	72-75	Helms, Tommy
	78	Obradovich, Jim
	79	Wiedenbauer, Tom
	82-90	Boran, Bill
	91	Schilling, Curt
	92	Geuerrero, Juan
	93	Lindeman, Jim
	94-96	Hunter, Brian
	97	Johnson, Russ
	98-00	Henry, Doug
	00	Cedeno, Roger
	01	Castillo, Vinny
	04-07	Palmeiro, Orlando
	08	Saccomanno, Mark
	10-12	Bogusevic, Brian
	13-15	Grossman, Robbie
	16	Duffy, Matt
	16	Moran, Colin
	18	Federowicz, Tim

20	Year	Player
	62	Taussig, Don
	62-64	Warwick, Carl
	64	Hardy, Carroll
	64-65	Beauchamp, Jim
	65-66	Maye, Lee
	67	Landis, Jim
	67-68	Murrell, Ivan
	68-70	McFadden, Leon
	70-71	Geronimo, Cesar
	73-74	Campbell, Dave
	73	Agee, Tommie
	75	Rafael, Batista
	75	Rosa, de la Jesus
	76	Chiles, Rich
	77-78	Cannon, Joe
	79-80	Heep, Danny
	81-82	Sutton, Don
	83	Bjorkman, George
	84-88	Pankovits, Jim
	89-90	Schatzeder, Dan
	91	McLemore, Mark
	91	Tolentino, Jose
	92	Tucker, Eddie
	93-94	Bass, Kevin
	94-01	Eusebio, Tony
	02-04	Stone, Ricky
	07	Anderson, Josh
	08	Cassel, Jack
	09-13	Norris, Bud
	14	Listach, Pat (Coach)
	15-16	Tucker, Preston
	17	Clippard, Tyler
	17	Moran, Colin
	18-19	Espada, Joe (Coach)

21	Year	Player
	62-65	Spangler, Al
	65	Ray, Jim
	66	Nicholson, Dave
	67	Bales, Lee
	67-73	Miller, Norm
	73-76	Gross, Greg
	77	Crawford, Willie
	77-90	Puhl, Terry
	91-92	Anthony, Eric
	93-96	Swindell, Greg
	95	Nevin, Phil
	95	Hajak, Dave
	96	Montgomery, Ray
	97	Carr, Chuck
	98	Engle, Dave (Coach)
	99-00	Meluskey, Mitch
	01	Servais, Scott
	02-03	Hunter, Brian
	04-06	Pettitte, Andy
	07	White, Rick
	07-08	Wigginton, Ty
	09-11	Bourn, Michael
	12-13	Martinez, Fernando

13 Humber, Philip
14 Fowler, Dexter
15 Singleton, Jon
17-19 Fisher, Derek
19 Greinke, Zack

22

Year	Player
62, 66-68	Davis, Ron
62	Heist, Al
63	Paciorek, John
64	Beauchamp, Jim
64	Gaines, Joe
65	Harrison, Chuck
66	Sims, Greg
68	Colbert, Nate
68	Herrera, Jose
69-73, 78-79	Alou, Jesus
73-75	Easley, Mike
76-77	Roberts, Leon
80	Loucks, Scott
81	Woods, Gary
82-84	Knight, Ray
85	Jones, Chris
86-88	Lanier, Hal (Manager)
89	Mason, Roger
90-91	Davidson, Mark
92-95	Simms, Mike
93	Daugherty, Jack
95	Magadan, Dave
96	Young, Anthony
96	Cedeno, Andujar
97	Howard, Thomas
98	Incaviglio, Pete
99	Berkman, Lance
00	Barker, Glen
00	McCraw, Tom (Coach)
01	Lopez, Mendy
02-03	Williams, Jimmy (Manager)
04-06	Clemens, Roger
08	Cruz Jr., Jose
08-09	Hawkins, LaTroy
10	Lindstrom, Matt
11	Hall, Bill
11-14	Corporan, Carlos
12	Maxwell, Justin
15-16	Hillman, Trey (Coach)
17-19	Reddick, Josh

23

Year	Player
62	Pendleton, Jim
63-64	Murrell, Ivan
64-65	Bond, Walt
66-67	Wilson, Don
67	Pointer, Aaron
68-71	Lemaster, Denny
72-74	May, Lee
75-80, 84-85	Cabell, Enos
81-82	Garcia, Kiko
85	Rivera, German
86	Driessen, Dan
87-88	Jackson, Chuck
89-90	Anthony, Eric
91	Mota, Andy
92-93	Jones, Doug
95-96	Simms, Mike
98	Grzanich, Mike
99-00	Mieske, Matt
00	Zosky, Eddie
01-02	Milicki, Dave
03	Saarloos, Kirk
06	McEwing, Jon
07	Jennings, Jason
08	Maysonet, Edwin
09	Ortiz, Russ
09-12	Johnson, Chris
12	Greene, Tyler
13-15	Carter, Chris
16	Kratz, Erik
16-18	Reed, AJ
19	Brantley, Michael

24

Year	Player
62	Roberts, Dave
62	Taussig, Don
62	Weekly, Johnny
63	Adlesh, Dave
64-73	Wynn, Jimmy
74	de los Santos, Ramon
74	Osteen, Claude

75, 77 Gardner, Art
78-79 Sexton, Jimmy
81-82 Heep, Danny
83 Moreno, Omar
85-87 Gaine, Ty
89-91 Ott, Ed (Coach)
90 Davidson, Mark
90 Stubbs, Franklin
92 Jones, Chris
93 Anthony, Eric
94-96 Miller, Orlando
97-00 Cubbage, Mike (Coach)
01 Barker, Glen
02-05 Lane, Jason
Retired in 2005 - Jimmy Wynn

25

Year	Player
62	Meijas, Roman
64	Murrell, Ivan
65	Mahoney, Jim
66	Mantilla, Felix
67	Belinsky, Bo
69-72	Walker, Harry (Manager)
73-74	Gallagher, Bob
75-87	Cruz, Jose
88	Bell, Buddy
92	Walling, Denny
97-09	Cruz, Jose (Coach)
<i>Retired in 1992 - Jose Cruz</i>	

26

Year	Player
62	Temple, Johnny
63	Hardy, Carroll
63-64	Weekly, Johnny
64	Roberts, Dave
65	Harris, Luman (Manager)
67	Buzhardt, John
68	Watson, Bob
68	Colbert, Nate
69-70	Lampard, Keith
73-74	Jutze, Skip
74-78	Howard, Wilbur
80-81	Pladson, Gordie
81-83	Loucks, Scott
85, 88-90	Meadows, Louie
87	Householder, Paul
90-97	Gonzalez, Luis
04-07	Lamb, Mike
08-09	Brocail, Doug
10	Navarro, Oswaldo
10	Sullivan, Corey
11-13	Brocail, Doug (Coach)
15	Kazmir, Scott
16	Worth, Danny
17	Cora, Alex (Coach)
18-19	Straw, Myles

27

Year	Player
62	Davis, Ron
62	Cerv, Bob
62	Browne, Pidge
63	Goss, Howie
64	Gaines, Joe
65	Ratliff, Gene
66-67	Adlesh, Dave
67	Zachary, Chris
68	Colbert, Nate
68-79	Watson, Bob
81	Smith, Billy
82-83	LaCorte, Frank
84-90	Davis, Glenn
91-94	Harnisch, Pete
95-96	Cangelosi, John
97-00	Bogar, Tim
01	Astacio, Pedro
04	Hernandez, Carlos
02-03, 08-10	Blum, Geoff
11-19	Altuve, Jose

28

Year	Player
64	Williams, Walt
65	Gaines, Joe
66-67	Pointer, Aaron
67	Gotay, Julio
68	Thomas, Lee
69	Valdespino, Sandy
70-81	Cedeno, Cesar
83-85	Mumphrey, Jerry
86-89	Hatcher, Billy

89-91 Nichols, Carl
91 Lofton, Kenny
92 Incaviglia, Pete
93 Uribe, Jose
94 Felder, Mike
94-95 Thompson, Milt
96-01 Spiers, Bill
02-07 Everett, Adam
09 Keppinger, Jeff
09 Kata, Matt
10-11 Figueroa, Nelson
12 Carpenter, David
12 Fick, C.J.
13 Ankiel, Rick
13 Hoes, L.J.
13-14 Singleton, Jon
15-16 Rasmus, Colby
17-18 Davis, J.D.

29

Year	Player
63-64	Jackson, Sonny
63-64, 66	Davis, Brock
67	Harris, Candy
67	Bales, Lee
71-72	Chiles, Rich
75	de la Rosa, Jesus
76	Javier, Al
77-88	Walling, Denny
88	Smajstrla, Craig
89	Washington, Ron
90-91	Ortiz, Javier
92-93	Osuna, Al
94	Petagine, Roberto
95	Barfield, Jesse (Coach)
96	Abreu, Bobby
97-98	Phillips, J.R.
97	Ramos, Ken
99-00	Barker, Glen
01-04	Dotel, Octavio
04	Alfaro, Jason
05-06	Mansolino, Doug (Coach)
07	Williams, Woody
08-09	Geary, Geoff
10-13	Wallace, Brett
14-18	Sipp, Tony
19	Martin, Corbin
19	Biagini, Joe

30

Year	Player
62-66	Bruce, Bob
67	Belinsky, Bo
68	Buzhardt, John
71	Blasingame, Wade
73, 75	Crawford, Jim
76-78	Pentz, Gene
79-81	Leonard, Jeffrey
81-84	Scott, Tony
84	Richardt, Mike
86	Walker, Tony
87	Reynolds, Ronn
87	Waller, Ty
90-91	Simms, Mike
92	Distefano, Benny
93	Parker, Rick
96	Hajek, Dave
96	Olson, Gregg
99-04	Tamargo, John (Coach)
05-07	Scott, Luke
08	Chacon, Shawn
10	Happ, J.A.
12	Galarraga, Armando
12-14	Dominguez, Matt
15-16	Gomez, Carlos
17	Centeno, Juan
18	Rondon, Hector

31

Year	Player
62	Cicotte, Al
62-63	McMahon, Don
64-65	Larsen, Don
65	Lamabe, Jack
65	Thomas, Frank
66	Kroll, Gary
67	Farrell, Turk
67	Sherry, Larry
67	Von Hoff, Bruce
67-69	Coombs, Danny
70	DiLauro, Jack
71	Yount, Larry

74	Nagy, Mike
74	Brown, Ollie
74-76	Siebert, Paul
77	Walton, Danny
78	Warthen, Dan
79-82	LaCorte, Frank
82	Boone, Danny
83, 85, 87-88	Heathcock, Jeff
88-89	Forsch, Bob
90-93, 96	Hernandez, Xavier
94	Bream, Sid
95-96	Tabaka, Jeff
95	Tucker, Eddie
97	Springer, Russ
98-02	Ward, Daryle
03	Chen, Bruce
03	Villone, Ron
04	Duckworth, Brandon
05	Franco, John
05	Gipson, Charles
08	Newhan, David
09	Smith, Jason
09	Norris, Bud
09	Sadler, Billy
10	Arnsberg, Brad (Coach)
11-12	Barnett, Mike (Coach)
12-13	Gonzalez, Edgar
14-19	McHueh, Collin

32	Year	Player
	62-63	Umbrecht, Jim
	<i>Retired in 1964 - Jim Umbrecht</i>	

33	Year	Player
	62-63	Brunet, George
	62	Stone, Dean
	64-67	Owens, Jim
	68	Gilson, Hal
	68	Buzhardt, John
	69-71	Mayberry, John
	77	Dixon, Tom
	79	Wiedebauer, Tom
	79	Throop, George
	80	Pladson, Gordie
	83-91	Scott, Mike
	<i>Retired in 1992 - Mike Scott</i>	

34	Year	Player
	62, 64	Giusti, Dave
	63	Cardinal, Conrad
	63	Dickson, Jim
	64-65	Jones, Gordon
	65	MacKenzie, Ken
	65-66	Miller, Norm
	66	Monteagudo, Aurelio
	67	Herrera, Jose
	69	Geronimo, Cesar
	73	Upshaw, Cecil
	76-77	Larson, Dan
	78	Williams, Rick
	79	Pladson, Gordie
	80-88	Ryan, Nolan
	<i>Retired in 1996 - Nolan Ryan</i>	

35	Year	Player
	62-63	Golden, Jim
	64	Morgan, Joe
	65	Ray, Jim
	65-68	Cuellar, Mike
	65	Harrison, Chuck
	69, 71	Guinn, Skip
	75	Granger, Wayne
	76-84	Sambito, Joe
	86-87	Lopez, Aurelio
	88-90	Meyer, Brian
	91	Capel, Mike
	93	Daugherty, Jack
	94-97	Hudek, John
	98	Clark, Dave
	99	Thompson, Ryan
	01-02	Stone, Ricky
	02	Borbon, Pedro
	02	Pichardo, Hipolito
	03	Bland, Nate
	04	Weather's, David
	04-07	Wheeler, Dan
	09-13	Clark, Dave (Coach)
	14-16	Fields, Josh
	16-17	Hernandez, Teoscar

17	Liriano, Francisco
17-19	Verlander, Justin
Year	Player
62-63	Drott, Dick
62	Johnson, Ken
62	Witt, George
64-67	Raymond, Claude
67	Eilers, Dave
68-72	Blasingame, Wade
75-85	Niekro, Joe
89	Rhoden, Rick
90	Gullickson, Bill
91	Wilkins, Dean
91	Cooper, Gary
93, 95	Tucker, Eddie
95	Brumley, Mike
96	Small, Mark
98-99	Howell, Jack
00-03	Linebrink, Scott
00	Maddux, Mike
04-06	Springer, Russ
07	Moehler, Brian
09	Kata, Matt
10	Cash, Kevin
10-11	Sanchez, Angel
14	Williams, Jerome
14	Everett, Adam (Coach)
15-19	Harris, Will

37	Year	Player
	63-64	Yellen, Larry
	64-67	Zachary, Chris
	66	Monteagudo, Aurelio
	67	Sherry, Larry
	68	Browne, Byron
	68	Simpson, Dick
	69-71	Spinks, Scipio
	69	Womack, Dooley
	72-76	Cosgrove, Mike
	72	Gibbon, Joe
	77-79	Dixon, Tom
	82	Ray, Larry
	85-87, 90	Kerfeld, Charlie
	91-92	Jones, Jimmy
	93-02	Reynolds, Shane
	04	Oliver, Darren
	04	Backe, Brandon
	05	Self, Todd
	10-12	Lyon, Brandon
	12	Cordero, Francisco
	13	Martinez, Dennis (Coach)
	06-07, 14	Albers, Matt
	15-16	Nesek, Pat
	18-19	Cintron, Alex (Coach)

38	Year	Player
	63-64	Brown, Hal
	65-66	Roberts, Robin
	66	Ray, Jim
	66	Watson, Bob
	67	Von Hoff, Bruce
	69-76	Griffin, Tom
	77-78	Bannister, Floyd
	79	Williams, Rick
	81-84	Tolman, Tim
	86-87	Hernandez, Manny
	89-91	Clancy, Jim
	92	Reynolds, Shane
	94	Hampton, Mike
	95	McMurtry, Craig
	98-99	Bergman, Sean
	99	Javier, Stan
	00	Meacham, Rusty
	01	Jackson, Mike
	02-04	Lamont, Gene (Coach)
	05-06	Astacio, Ezequiel
	07	Driskill, Travis
	08-10	Moehler, Brian
	11	Arnsberg, Brad (Coach)
	11-13	Paredes, Jimmy
	14	Downs, Darin
	15	Perez, Oliver
	17	Diaz, Dayan
	17	Moran, Colin
	18-19	Smith, Joe

39	Year	Player
	62	Anderson, John
	62-63	Kemmerer, Russ
	64-68	Giusti, Dave
	70	Osinski, Dan
	70-72	Culver, George
	73	Pizarro, Juan
	76	Barlow, Mike
	76-79	McLaughlin, Bo
	79	Ladd, Pete
	81-89	Knepper, Bob
	91	Gardner, Chris
	94	Hines, Ben (Coach)
	95	Henneman, Mike
	96	Johnston, John
	97-98	Montgomery, Ray
	98-01	Powell, Jay
	01	Villone, Ron
	02	Mathews, T.J.
	03	Moehler, Brian
	06	Buchholz, Taylor
	07	Mansolino, Doug (Coach)
	08	Wolf, Randy
	09	Fulchino, Jeff
	09	Ortiz, Russ
	10-12	Myers, Brett
	12	Barnes, Brandon
	13	Clark, Cody
	14-15	Oberholtzer, Brett
	16-18	Hudgens, Dave (Coach)
	19	James, Josh

40	Year	Player
	62-65	Johnson, Ken
	65	Lee, Don
	65-66	Taylor, Ron
	67-74	Wilson, Don
	<i>Retired in 1975 - Don Wilson</i>	

41	Year	Player
	63	Coombs, Danny
	65-67	Sembra, Carroll
	69	Henry, Bill
	69	Schneider, Dan
	70-71	Cook, Ron
	79-81	Sprol, Bobby
	79	Wilson, Gary
	85-86	Knudson, Mark
	88	Heathcock, Jeff
	91	Corsi, Jim
	92	Blair, Willie
	92	Bowen, Ryan
	95	Martinez, Pedro
	95	Swindell, Greg
	96	Tabaka, Jeff
	96	Hernandez, Xavier
	97	Martin, Tom
	98	Schourek, Pete
	00	Linebrink, Scott
	00	Dotel, Octavio
	01-02	Cruz, Nelson
	03-04	Fernandez, Jared
	03	Johnson, Jonathan
	04-09	Backe, Brandon
	09	Coste, Chris
	10	Daigle, Casey
	10	Esposito, Brian
	11-12	Lyles, Jordan
	13	Veras, Jose
	13	Stassi, Max
	14-19	Peacock, Brad

42	Year	Player
	62	Shantz, Bobby
	63	Dahl, Jay
	64	Adair, Jimmy (Coach)
	65	Von Hoff, Bruce
	66	Carpin, Frank
	67	Bales, Lee
	67	House, Pat
	68	Shea, Steve
	69-71	Billingham, Jack
	72-75	York, Jim
	76	Hardy, Larry
	77-78	Lemongello, Mark
	79	Ladd, Pete
	79-80, 82	Roberge, Bert
	85	Mathis, Ron

86	Funk, Tom
88	Anderson, Larry
89	Davidson, Mark
91-93	Jaramillo, Rudy (Coach)
95	Martinez, Pedro
96	Strom, Brent (Coach)
97-01	Lima, Jose

Retired by MLB in 1997 - Jackie Robinson

43 Year Player

62	Farrell, Turk
63-65	Nottebart, Don
66	Lee, Don
67-68	House, Pat
69	Willis, Ron
70-80	Forsch, Ken
70	Osinski, Dan
82-85	Leppert, Don (Coach)
85-91	Deshaies, Jim
94-95	Veres, Dave
97	Minor, Blas
98	Scanlan, Bob
98	Henry, Doug
01	Williams, Mike
01	Milicki, Dave
02	Zinter, Alan
04-05	Harville, Chad
05	Strickland, Scott
06-10	Sampson, Chris
11-12	Rodriguez, Fernando
13	Peacock, Brad
15-19	McCullers Jr., Lance

44 Year Player

62	Tiefenauer, Bobby
63	Dickson, Jim
63	Zachary, Chris
64-68	Coombs, Danny
63-64	Hoerner, Joe
67-68	Dukes, Tom
67	Earley, Arnold
69	Bouton, Jim
70	Beauchamp, Jim
71	Greif, Bill
74-75	Scherman, Fred
75-76	Sosa, Jose
78	Zamora, Oscar
81-82	Pladson, Gordie
86-90, 96	Darwin, Danny
91, 93	Juden, Jeff
98	Harris, Reggie
99-00	Holt, Chris
01-10	Oswalt, Roy
12	Bjornson, Craig (Coach)
12-13	Maxwell, Justin
13	Pagnozzi, Matt
14	Valdes, Raul
14	Farnsworth, Kyle
15-17	Deduno, Sam
19	Gregerson, Luke
	Alvarez, Yordan

45 Year Player

62	Umbrecht, Jim
64	Bradley, Don
66	Latman, Barry
67	Von Hoff, Bruce
68-73	Ray, Jim
74	Nagy, Mike
76	Rondon, Gil
77	Thomas, Roy
78-79	Riccelli, Frank
80-90	Smith, Dave
96-97, 99	Holt, Chris
00-01	Powell, Brian
01	Rodriguez, Wilfredo
02	Gordon, Tom
02	Wesson, Barry
03-06	Gallo, Mike
07-12	Lee, Carlos
12	Van Burkleo, Ty (Coach)
13	Bedard, Erik
14	Bass, Anthony
15	Deduno, Sam
16-17	Feliz, Michael
18-19	Cole, Gerrit

46 Year Player

62-65	Woodshick, Hal
-------	----------------

65	Taylor, Ron
65	Jones, Gordon
65-66	Arlich, Don
66	Gaines, Joe
67	Schneider, Dan
70-71	Harris, Buddy
73-77	Konieczny, Doug
78	Leonard, Jeffrey
79-80	Niemann, Randy
82-83	DiPino, Frank
83-85	Dawley, Bill
86	Keough, Matt
91-92	Bowen, Ryan
93-94	Edens, Tom
95-96	Brocail, Doug
98-99	Miller, Trever
00	Perez, Yorkis
00, 02-05	Chavez, Raul
06-07	Quintero, Humberto
07-11	Towles, J.R.
12	Moore, Scott
13	LeBlanc, Wade
14-16	Feldman, Scott
17	Tolliver, Ashur
17	Liriano, Francisco
18	Albert, Jeff (Coach)

47 Year Player

63-64	Yellen, Larry
67-68	Blasingame, Wade
69	Watkins, Bob
72-73	Reuss, Jerry
74	Johnson, Jerry
76-81, 88	Andujar, Joaquin
82, 84-85	Ross, Mark
86-90	Anderson, Larry
91	Henry, Dwayne
92	Murphy, Rob
93	Grant, Mark
98	Nitkowski, C.J.
99	McCurry, Jeff
01	Bottenfield, Kent
04	Griffiths, Jeremy
06-07	Miller, Trever
08-09	Valverde, Jose
10-11	Jeffchino, Jeff
13	Trembley, Dave (Coach)
15	Straily, Dan
16-19	Devenski, Chris

48 Year Player

63	Hoerner, Joe
65	Lee, Don
66-67	Larman, Barry
67	Dukes, Tom
68-73	Gladding, Fred
75	Stanton, Mike
78-84	Ruhle, Vern
85-96	Galante, Matt (Coach)
97-00	Ruhle, Vern (Coach)
01-04	Hooton, Burt (Coach)
05-06	Hickey, Jim (Coach)
08-10	Byrdak, Tim
12	Pettino, Joe (Coach)
13-14	Cosart, Jarred
14	Foltynewicz, Mike
15-17	Dauer, Rich (Coach)

49 Year Player

64-76	Dierker, Larry
84-86	Calhoun, Jeff
87-90, 93	Agosto, Juan
92	Scheid, Rich
95-96	Dougherty, Jim
97-01	Dierker, Larry (Manager)

Retired in 2002 - Larry Dierker

50 Year Player

67	Sherry, Larry
68	Walton, Danny
68	House, Pat
69	Willis, Ron
71-80	Richard, J.R.
87-88	Childress, Rocky
92	Henry, Butch
97	Fernandez, Sid
98-01	Elarton, Scott
02	Saarloos, Kirk

03	White, Rick
08	Hernandez, Runelvys
08-09	Arias, Alberto
12	Bjornson, Craig (Coach)
13	Fields, Josh
04-07, 14-15	Qualls, Chad
16	Chapman, Kevin
17-18	Morton, Charlie

51 Year Player

68	Shea, Steve
73	Pizarro, Juan
76	Lemongello, Mark
78	Zamora, Oscar
79	Dixon, Tom
82-84	LaCoss, Mike
86	Montalvo, Rafael
89-93	Portugal, Mark
94	Felder, Mike
96	Morman, Alvin
97-00	Cabrera, Jose
98	Johnson, Randy
01-04	Redding, Tim
05-12	Rodriguez, Wandy
12-13	Radison, Dan (Coach)
14	Dickenson, Ralph (Coach)
15	Hudgens, Dave (Coach)
16-18	Hoyt, James
19	Perez, Cionel

52 Year Player

65	Gentile, Jim
71	Greif, Bill
76	Andujar, Joaquin
77	Gonzalez, Julio
82	Cappuzzello, George
83-87	Solano, Julio
89	Cano, Jose
90-92	Osuna, Al
92-93	Spencer, Tom (Coach)
94-95	Powell, Ross
96	Clark, Terry
97-98	Magnante, Mike
99-04	Miller, Wade
05-06	Jimerson, Charlton
07, 09-10	Paulino, Felipe
11	Escalona, Sergio
14-17	Bjornson, Craig (Coach)

53 Year Player

70	Marshall, Mike
76	Hardy, Larry
77	Pujols, Luis
83-86	Madden, Mike
87-88	Maddens, Dave
90	Clark, Terry
91-94, 99	Williams, Brian
00-01	Abreu, Bobby
02-04	Franklin, Wayne
05	Munro, Peter
06	Hirsh, Jason
08-13	Wright, Wesley
09	Fulchino, Jeff
14-15	Strom, Brent (Coach)
16-18	Giles, Ken
18	White, Doug (Coach)

54 Year Player

65	Miller, Norm
68	Gilson, Hal
79	Mendoza, Mike
83-85	Walker, Jerry (Coach)
88	Hill, Marc (Coach)
90	Fisher, Brian
90	Hennis, Randy
91-92	Cluck, Bob (Coach)
92	Boever, Joe
93	Bell, Eric
97	Greene, Tommy
97	Henriquez, Oscar
98	Halama, John
00	Green, Jason
02-07	Lidge, Brad
08-09	Paronto, Chad
10-11	Melancon, Mark
13	Blackley, Travis
13-14	Martinez, David
15	Thatcher, Joe



HISTORY AND RECORDS

15-17	Fiers, Mike
18	White, Doug (Coach)
18-19	Osuna, Roberto

55	Year	Player
	83-89	Moss, Les (Coach)
	90	Fisher, Brian
	93	Cluck, Bob (Coach)
	94-96	Henderson, Steve (Coach)
	97	Barrios, Manuel
	01-02	Hernandez, Carlos
	07	Paulino, Felipe
	07-11	Quintero, Humberto
	12-13	Cruz, Rhiner
	14	Veras, Jose
	15	Zinter, Alan (Coach)
	16-17	Powell, Alonzo (Coach)
	18-19	Pressly, Ryan

56	Year	Player
	69-70	Bouton, Jim
	87, 91-92	Mallicoat, Rob
	95-97	Wall, Donne
	00	Gross, Kip
	00	Charles, Frank
	03	Fernandez, Jared
	03-04	Bullinger, Kirk
	05	Duckworth, Brandon
	06	Barzilla, Phil
	06	Gimenez, Hector
	08	Villarreal, Oscar
	10	Majewski, Gary
	10	Villar, Henry
	12	Weiland, Kyle
	13-14	Clemens, Paul
	15	Hernandez, Roberto
	15	Thatcher, Joe
	16-19	Strom, Brent (Coach)

57	Year	Player
	65	Hoffman, John
	91-97	Kile, Darryl

58	Year	Player
	69	Schneider, Dan
	95-96	Hartgraves, Dean
	99-01	Slusarski, Joe
	01-02	Mann, Jim
	03-04	Miceli, Dan
	05	Driskill, Travis
	06	Munson, Eric
	06-08	Borkowski, Dave
	09	Bazardo, Yorman
	10-12	Abad, Fernando
	11	Harrell, Lucas
	13	Murphy, Jeff (bullpen catcher)
	14-15	Buchanan, Jake
	16	Fister, Doug
	17	Martes, Francis

59	Year	Player
	93-96	Jones, Todd
	97	Garcia, Ramon
	00-01	McKnight, Tony
	02-03	Puffer, Brandon
	04	Tremie, Chris
	06, 08	House, J.R.
	07	Sarfate, Dennis
	09-12	Lopez, Wilton
	13	Humber, Philip
	13	Krauss, Marc
	15	Wojciechowski, Asher
	16-17	Musgrove, Joe
	18	Pérez, Cionel
	19	Valdez, Framber

60	Year	Player
	67	King, Hal
	75	Sosa, Jose
	00	Franklin, Wayne
	02-03	Robertson, Jeriome
	03	Rosario, Rodrigo
	08	Abercrombie, Reggie
	10	Banks, Josh
	11	Valdez, Jose
	11	Pendleton, Lance
	12-18	Keuchel, Dallas

61	Year	Player
	13-14	Zeid, Josh
	16-17	Gustave, Jandel
	19	Armenteros, Rogelio

62	Year	Player
	03	Robinson, Jeriome
	07	McLemore, Mark
	11-12	Rodriguez, Aneurys
	12-13	Ambriz, Hector
	16, 19	Rodgers, Brady

63	Year	Player
	91	McLemore, Mark
	07	Randolph, Stephen
	09-10	Gervacio, Sammy
	11-13	Cedeno, Xavier
	13	Lo, Chia-Jen
	14	Tropeano, Nick
	15	Duffy, Matt
	16-17	Paulino, David
	18	James, Josh

64	Year	Player
	06, 08	Nieve, Fernando
	11	Cancel, Robinson
	11-14	Harrell, Lucas
	17-19	Guduan, Reymin

65	Year	Player
	79	Williams, Rick
	07	Patton, Troy
	11	Sosa, Henry
	12	Storey, Mickey
	13	Oberholtzer, Brett
	17	Jankowski, Jordan
	18	Valdez, Framber
	19	Urquidy, Jose

66	Year	Player
	01	Rodriguez, Wilfredo
	10-11	Del Rosario, Enderio
	13-15	Chapman, Kevin
	19	Abreu, Bryan

67	Year	Player
	11	Carpenter, David
	12	Valdez, Jose
	13-14	De Leon, Jorge
	15	Velasquez, Vince
	18	Deetz, Dean

68	Year	Player
	11	Abreu, Juan
	13-14	Cisneros, Jose
	15	Feliz, Michael

71	Year	Player
	07	Gutierrez, Juan

73	Year	Player
	10	Chacin, Gustavo

75	Year	Player
	08-09	Robinson, Dewey (Coach)

76	Year	Player
	09	Pedrique, Al (Coach)

77	Year	Player
	09	Rodriguez, Ivan
	10	Feliz, Pedro

84	Year	Player
	18-19	Collins, Michael (Bullpen catcher)

85	Year	Player
	02-18	Bracamonte, Javier (Bullpen catcher)

96	Year	Player
	15-17	Munoz, Carlos (Bullpen catcher)

99	Year	Player
	94	Williams, Mitch
	96	Young, Anthony
	14	Owens, Rudy

HOUSTON'S LAST TRADE WITH...

ARIZONA:	RHP Zack Greinke for IF Seth Beer, RHP, J.B. Bukauskas, RHP Corbin Martin and IF Josh Rojas. on July 31, 2019
ATLANTA:	PTBNL or cash considerations for OF Preston Tucker on Dec. 20, 2017.
BALTIMORE:	Cash considerations for OF L.J. Hoes on Nov. 25, 2015.
BOSTON:	RHP Garrett Mock for future considerations on Aug. 2, 2012.
CHICAGO (AL):	RHP Tyler Clippard for a PTBNL or cash considerations on Aug. 13, 2017.
CHICAGO (NL):	C Martin Maldonado for OF Tony Kemp on July 31, 2019
CINCINNATI:	PTBNL or cash considerations for IF Dan Johnson on March 26, 2015.
CLEVELAND:	RHP Tommy DeJoneas for RHP James Hoyt on July 6, 2018
COLORADO:	OF Dexter Fowler and cash considerations for OF Brandon Barnes and RHP Jordan Lyles on Dec. 3, 2013.
DETROIT:	RHP Justin Verlander and OF Juan Ramirez for OF Daz Cameron, RHP Franklin Perez and C Jake Rogers on Aug. 31, 2017.
KANSAS CITY:	RHP Angel Baez for cash considerations on March 28, 2015.
LOS ANGELES (AL):	OF Rainier Rivas and OF Raider Uceta for C Max Stassi on July 31, 2019
LOS ANGELES (NL):	IF/OF Yordan Alvarez for RHP Josh Fields on Aug. 1, 2016.
MIAMI:	OF Jake Marisnick, RHP Francis Martes, IF Colin Moran and a 2015 Competitive Balance Round A Pick for RHP Jarrod Cosart, IF Enrique Hernandez and OF Austin Wates on July 31, 2014.
MILWAUKEE:	Future considerations for C Tyler Heineman on March 26, 2017.
MINNESOTA:	RHP Ryan Pressly for OF Gilberto Celestino and RHP Jorge Alcalá on July 27, 2018.
NEW YORK (AL):	C Brian McCann for RHP Albert Abreu and RHP Jorge Guzman on Nov. 17, 2016.
NEW YORK (NL):	RHP Blake Taylor and OF Kenedy Corona for OF Jake Marisnick on Dec. 15, 2019
OAKLAND:	RHP Brandon Bailey for OF Ramon Laureano on Nov. 20, 2017.
PHILADELPHIA:	PTBNL or cash considerations for RHP Pat Neshek on Nov. 4, 2016.
PITTSBURGH:	RHP Gerrit Cole for RHP Michael Feliz, OF Jason Martin, IF Colin Moran and RHP Joe Musgrove on Jan. 13, 2018.
SAN DIEGO:	C Erik Kratz for RHP Dan Straily on March 28, 2016.
SAN FRANCISCO:	RHP Henry Sosa and RHP Jason Stoffel for IF Jeff Keppinger on July 19, 2011.
SEATTLE:	Future considerations for OF Andrew Aplin on May 23, 2017.
ST. LOUIS:	IF Tyler Greene for cash considerations on Aug. 10, 2012.
TAMPA BAY:	RHP Austin Pruitt for RHP Peyton Battenfield and OF Cal Stevenson on Jan. 10, 2020
TEXAS:	RHP Akeem Bostick for C Carlos Corporan on Jan. 21, 2015.
TORONTO:	RHP Joe Biagini, RHP Aaron Sanchez and OF Cal Stevenson for OF Derek Fisher on July 31, 2019.
WASHINGTON:	C Danny Ardoin for IF Wade Robinson on March 26, 2007.

ASTROS MINUTE MAID PARK ALL-TIME LEADERS: BATTING

GAMES

779Lance Berkman
618Jose Altuve
590Craig Biggio
501Brad Ausmus
422Jeff Bagwell

AT-BATS

2698Lance Berkman
2430Jose Altuve
2340Craig Biggio
1539Carlos Lee
1506Jeff Bagwell

RUNS

498Lance Berkman
413Craig Biggio
371Jose Altuve
341Jeff Bagwell
240George Springer

HITS

822Lance Berkman
753Jose Altuve
666Craig Biggio
465Carlos Lee
457Jeff Bagwell

DOUBLES

187Lance Berkman
164Craig Biggio
138Jose Altuve
93Carlos Lee
83Jeff Bagwell

TRIPLES

21Hunter Pence
20Lance Berkman
15Michael Bourn
13Richard Hidalgo
12Craig Biggio

HOME RUNS

151Lance Berkman
108Jeff Bagwell
79Craig Biggio
74Carlos Lee
73George Springer

RBI

522Lance Berkman
310Jeff Bagwell
289Carlos Lee
263Craig Biggio
245Jose Altuve

BATTING AVERAGE (min. 600 PA)

.322Miguel Tejada
.310Jose Altuve
.305Lance Berkman
.303Jeff Bagwell
.303Mike Lamb

STOLEN BASES

136Jose Altuve
95Michael Bourn
39Craig Biggio
39Lance Berkman
37Hunter Pence

WALKS

516Lance Berkman
264Jeff Bagwell
197Craig Biggio
196George Springer
190Jose Altuve

STRIKEOUTS

518Lance Berkman
397Craig Biggio
380George Springer
324Jeff Bagwell
323Jose Altuve

TOTAL BASES

1502Lance Berkman
1126Jose Altuve
1091Craig Biggio
878Jeff Bagwell
786Carlos Lee

SLUGGING PCT. (min. 600 PA)

.583Jeff Bagwell
.557Lance Berkman
.524Richard Hidalgo
.524Morgan Ensberg
.511Carlos Lee

ON-BASE PCT. (min. 600 PA)

.419Lance Berkman
.412Jeff Bagwell
.391Morgan Ensberg
.379Alex Bregman
.371Richard Hidalgo

MINUTE MAID PARK ALL-TIME LEADERS: OPPONENTS HITTING

GAMES

144.....Albert Pujols

AT-BATS

558.....Albert Pujols

RUNS

91.....Albert Pujols

HITS

151.....Albert Pujols

DOUBLES

24.....Albert Pujols

TRIPLES

4..C. Patterson, L. Walker, E. Andrus, R. Odor

HOME RUNS

31.....Albert Pujols

RBI

72.....Albert Pujols

BATTING AVERAGE (min. 150 PA)

.400.....Joey Votto/Chipper Jones

OBP (min. 150 PA)

.472.....Chipper Jones

SLG (min. 150 PA)

.736.....Chipper Jones

STOLEN BASES

15.....Jose Reyes

WALKS

63.....Albert Pujols

STRIKEOUTS

77.....Adam Dunn

TOTAL BASES

272.....Albert Pujols

ASTROS MINUTE MAID PARK ALL-TIME LEADERS: PITCHING

GAMES

202.....Brad Lidge

200.....Chad Qualls

160.....Octavio Dotel

149.....Roy Oswalt

145.....Wesley Wright

STARTS

144.....Roy Oswalt

112.....Wandy Rodriguez

90.....Dallas Keuchel

61.....Bud Norris

58.....Wade Miller

WINS

77.....Roy Oswalt

46.....Wandy Rodriguez

40.....Dallas Keuchel

31.....Collin McHugh

30.....Wade Miller

LOSSES

35.....Wandy Rodriguez

34.....Roy Oswalt

26.....Dallas Keuchel

18.....Bud Norris

15.....Jordan Lyles

15.....Wade Miller

SAVES

72.....Brad Lidge

60.....Billy Wagner

41.....Jose Valverde

29.....Ken Giles

26.....Luke Gregerson

STRIKEOUTS

864.....Roy Oswalt

585.....Wandy Rodriguez

489.....Dallas Keuchel

348.....Bud Norris

332.....Collin McHugh

ERA (min. 200IP)

2.55.....Roger Clemens

2.66.....Lance McCullers Jr.

2.89.....Roy Oswalt

3.00.....Octavio Dotel

3.03.....Dallas Keuchel

COMPLETE GAMES

13.....Roy Oswalt

6.....Dallas Keuchel

2.....Wade Miller

2.....Andy Pettitte

2.....Wandy Rodriguez

SHUTOUTS

6.....Roy Oswalt

4.....Dallas Keuchel

2.....Wandy Rodriguez

1.....4 players tied

LONGEST HOME RUNS AT MINUTE MAID PARK

PLAYER	PITCHER	DATE	DISTANCE	LOCATION
Yordan Alvarez.....	Mike Minor.....	7-19-19.....	474.....	Right Field
Randall Grichuk, TOR.....	Will Harris.....	6-25-18.....	471.....	Left Center
Nelson Cruz, SEA.....	Luke Gregerson.....	5-1-15.....	469.....	Left Center
C.J. Cron, LAA.....	Collin McHugh.....	6-21-16.....	467.....	Left
Joey Gallo, TEX.....	James Hoyt.....	6-14-17.....	466.....	Center
Mark Trumbo, SEA.....	Vince Velasquez.....	9-1-15.....	464.....	Left Center
Lance Berkman.....	Jeremi Gonzalez, TB.....	6-7-03.....	464.....	Right
Colby Rasmus.....	Masahiro Tanaka.....	7-27-16.....	462.....	Left Center
Matt Stairs, PIT.....	Wade Miller.....	5-5-03.....	461.....	Center
Lance Berkman.....	Kyle Lohse, STL.....	6-8-08.....	460.....	Center
Barry Bonds, SF.....	Wade Miller.....	9-13-00.....	458.....	Center
Sammy Sosa, CHI (NL).....	Scott Elarton.....	8-21-00.....	457.....	Left
Andy Tracy, MON.....	Jose Lima.....	8-5-00.....	457.....	Center



LONGEST ASTROS HOME RUNS AT MINUTE MAID PARK

PLAYER	PITCHER	DATE	DISTANCE	LOCATION
1. Yordan Alvarez	Mike Minor	7-19-19	474	Right
2. Lance Berkman	Jeremi Gonzalez, TB	6-7-03	464	Right
3. Colby Rasmus	Masahiro Tanaka	7-27-16	462	Left Center
4. Lance Berkman	Kyle Lohse, STL	6-8-08	460	Center
5. George Springer	Danny Salazar, CLE	5-11-16	455	Left-Center
6. Jake Marisnick	David Price, BOS	6-18-17	454	Left
7. George Springer	Ariel Miranda, SEA	4-6-17	454	Left-Center
8. George Springer	Wade Miley, SEA	7-4-16	454	Left-Center
9. Yordan Alvarez	Lance Lynn, TEX	9-17-19	454	Right-Center
10. Jason Castro	Jaime Garcia, STL	8-16-16	453	Right-Center

SHORTEST HOME RUNS AT MINUTE MAID PARK

PLAYER	PITCHER	DATE	DISTANCE	LOCATION
1. Adam Everett	Brett Tomko, STL	5-22-03	321	Left
2. Colby Rasmus	Sam Freeman, TEX	9-26-16	327	Right
3. George Springer	Emilio Pagán, SEA	9-17-17	328	Left
4. Ken Caminiti	Pat Hentgen, STL	4-23-00	329	Left
5. Jeff Kent	Aaron Harang, CIN	9-6-04	329	Left
6. Craig Biggio	Cory Lidle, PHI	7-25-05	329	Left
7. Jorge Cantu, FLA	Bud Norris	8-18-09	329	Left
8. Josh Reddick	Zack Godley, ARI	9-15-18	329	Right
9. Mitch Meluskey	Rick Aguilera, CHI	4-26-00	330	Left
10. Jeff Bagwell	Brian Reith, CIN	6-23-01	330	Right
10. Lance Berkman	Kevin Jarvis, SD	7-14-01	330	Left
10. Damian Jackson, SD	Wade Miller	7-14-01	330	Left
10. Adam Everett	Jeff Bennett, MIL	7-24-04	330	Left
10. Jason Marquis, STL	Wandy Rodriguez	6-4-05	330	Right
10. Lance Berkman	Joe Kennedy, COL	6-20-05	330	Left

MINUTE MAID PARK SINGLE-GAME RECORDS: TEAM

Category	Astros	Opponent
Most At-Bats	66, 8/15/06 vs. Chicago (NL)	66, 8/15/06 by Chicago (NL)
Most Runs	21, 9/8/19 vs. Seattle	21, 9/10/19 by Oakland
Most Hits	25, 8/10/19 vs. Baltimore	25 (2x), last, 9/10/19 by Oakland
Most Doubles	11, 9/8/19 vs. Seattle	7 (5x), last, 4/20/13 by Cleveland
Most Triples	3, 8/23/13 vs. Toronto	3 (2x), last, 4/2/13 by Texas
Most Home Runs	7, 9/9/19 vs. Oakland	6 (5x), 9/10/19 by Oakland
Most RBI	17, 8/26/03 vs. Los Angeles (NL)	18 (2x), last, 4/20/13 by Cleveland
Most Walks	12, 5/11/16 vs. Cleveland	11 (2x), last, 9/18/13 by Cincinnati
Most Intentional Walks	3 (6x), last, 9/24/11 vs. Colorado	3 (8x), last, 9/16/12 by Philadelphia
Most Strikeouts	19 (2x), last, 8/19/15 vs. Tampa Bay	22, 8/1/16 by Toronto
Most Stolen Bases	6, (2x), last 8/5/13 vs. Boston	6, 9/18/04 by Milwaukee
Most Caught Stealing	3 (3x), last, 9/13/13 vs. Los Angeles (AL)	2 (20x), last, 5/19/18 by Cleveland
Most Ground into DP	4 (9x), last, 6/12/19 vs. Milwaukee	6, 5/17/03 by Philadelphia

MINUTE MAID PARK: ROOF OPEN VS. CLOSED

Year	Roof Open	Roof Closed	Roof Closed and Open	Overall Home Record
2000	13-17	10-9	16-16	39-42
2001	10-17	13-8	21-12	44-37
2002	11-9	16-11	20-14	47-34
2003	11-10	22-10	15-13	48-33
2004	17-11	26-17	5-5	48-33
2005	15-11	36-17	2-0	53-28
2006	16-10	28-26	0-1	44-37
2007	5-8	37-31	0-0	42-39
2008	12-6	35-25	0-0	47-31
2009	6-9	38-28	0-0	44-37
2010	8-15	34-24	0-0	42-39
2011	6-10	25-40	0-0	31-50
2012	8-6	27-40	0-0	35-46
2013	3-11	21-46	0-0	24-57
2014	11-8	25-35	2-0	38-43
2015	9-3	44-22	0-3	53-28
2016	6-6	37-32	0-0	43-38
2017	8-6	39-25	0-0	47-31*
2018	5-6	41-29	0-0	46-35
2019	4-3	56-18	0-0	60-21
When the roof is OPEN the entire game, the Astros are:				184-182 (.503)
When the roof is CLOSED the entire game, the Astros are:				610-493 (.553)
When the roof is closed and opens in the same game:				81-64 (.559)
Overall home record at Minute Maid Park:				875-739 (.542)

*Only games played at MMP. Three home games in 2017 played at Tropicana Field (Hurricane Harvey)

MINUTE MAID PARK RECORDS (REGULAR SEASON ONLY)

Longest Games - Time

5:36	8/15/06 vs. Chicago (NL) (18 inn.)
5:18	9/18/13 vs. Cincinnati (13 inn.)
5:09	5/11/16 vs. Cleveland (16 inn.)
5:09	7/7/07 vs. New York (NL) (17 inn.)
5:03	4/24/16 vs. Boston (12 inn.)
4:58	8/24/07 vs. Pittsburgh (15 inn.)
4:50	5/2/13 vs. Detroit (14 inn.)
4:49	7/7/19 vs. Los Angeles (AL) (10 inn.)
4:48	4/25/06 vs. Los Angeles (NL) (14 inn.)
4:40	9/5/19 vs. Seattle (13 inn.)

Longest Nine-Inning Games - Time

4:08	6/18/17 vs. Boston
4:07	5/9/13 vs. Los Angeles (AL)
4:06	4/25/14 vs. Oakland
4:06	8/29/19 vs. Tampa Bay
4:04	9/22/18 vs. Los Angeles (AL)
3:58	8/9/13 vs. Texas
3:56	7/23/12 vs. Cincinnati
3:54	8/6/13 vs. Boston
3:54	10/3/01 vs. San Francisco
3:53	9/23/15 vs. Los Angeles (AL)
3:53	4/5/13 vs. Oakland
3:53	8/7/13 vs. Boston
3:52	5/4/17 vs. Texas
3:51	4/5/13 vs. Oakland

Shortest Games

1:50	6/12/05 vs. Toronto
1:54	6/8/03 vs. Tampa Bay
1:58	6/27/12 vs. San Diego
1:58	4/16/04 vs. Milwaukee
2:00	8/30/10 vs. St. Louis
2:06	4/23/10 vs. Pittsburgh
2:06	9/13/03 vs. St. Louis
2:06	9/14/11 vs. Philadelphia
2:07	8/21/14 at New York (AL)
2:08	9/24/03 vs. San Francisco
2:09	5/7/12 vs. Miami

Largest Crowds

44,203	9/26/01 vs. St. Louis
43,836	4/5/10 vs. San Francisco
43,827	4/6/09 vs. Chicago (NL)
43,823	9/30/07 vs. Atlanta
43,769	6/22/06 vs. Minnesota
43,753	4/6/15 vs. Cleveland
43,734	10/4/01 vs. San Francisco
43,704	9/24/06 vs. St. Louis
43,666	4/3/06 vs. Florida
43,630	10/3/01 vs. San Francisco

Smallest Crowds

11,686	4/24/13 vs. Seattle
11,974	5/28/13 vs. Colorado
12,302	5/21/13 vs. Kansas City
12,324	5/22/13 vs. Kansas City
12,584	9/24/12 vs. St. Louis
12,722	7/1/13 vs. Tampa Bay
12,835	8/30/12 vs. San Francisco
12,906	5/8/13 vs. Los Angeles (AL)
12,989	5/20/13 vs. Kansas City
13,003	5/9/13 vs. Los Angeles (AL)

Extra-Inning Games (11+ Innings)

18 innings	8/15/06 vs. Chicago (NL) (L, 6-8)
------------	-----------------------------------

17 innings	7/7/07 vs. New York (NL) (L, 3-5)
16 innings	5/11/16 vs. Cleveland (W, 5-3)
15 innings	8/5/14 at Philadelphia (L, 1-2)
	8/24/07 vs. Pittsburgh (L, 3-8)
14 innings	6/12/19 vs. Milwaukee (L, 3-6)
	8/1/16 vs. Toronto (W, 2-1)
	9/29/13 vs. New York (AL) (L, 1-5)
	5/2/13 vs. Detroit (L, 3-7)
	8/18/10 vs. New York (NL) (L, 2-3)
	4/25/06 vs. Los Angeles (NL) (W, 4-3)
13 innings	9/5/19 vs. Seattle (W, 11-9)
	4/5/17 vs. Seattle (W, 5-3)
	5/24/16 vs. Baltimore (W, 3-2)
	8/19/15 vs. Tampa Bay (W, 3-2)
	9/18/14 vs. Cleveland (L, 1-2)
	9/18/13 vs. Cincinnati (L, 5-6)
	9/24/11 vs. Colorado (L, 2-4)
	6/11/09 vs. Chicago (NL) (W, 2-1)
	7/13/07 vs. Philadelphia (W, 5-4)
	9/2/05 vs. St. Louis (W, 6-5)
	5/16/04 vs. New York (NL) (L, 2-3)
	8/9/02 vs. Atlanta (L, 5-6)
12 innings	6/23/18 vs. Kansas City (W, 4-3)
	4/9/17 vs. Kansas City (W, 5-4)
	4/24/16 vs. Boston (L, 5-7)
	6/4/16 vs. Oakland (W, 6-5)
	9/12/16 vs. Texas (L, 3-4)
	9/3/13 vs. Minnesota (L, 6-9)
	5/27/13 vs. Colorado (W, 3-2)
	8/7/12 vs. Washington (L, 2-3)
	5/9/12 vs. Miami (L, 3-5)
	5/4/08 vs. Milwaukee (W, 8-6)
	5/17/07 vs. San Francisco (L, 1-2)
	4/10/06 vs. Washington (W, 5-4)
	7/9/06 vs. St. Louis (L, 5-7)
	4/22/04 vs. St. Louis (L, 1-2)
	6/22/02 vs. Seattle (W, 3-2)
	4/7/02 vs. St. Louis (W, 7-6)
	4/4/01 vs. Milwaukee (W, 8-6)
11 innings	6/7/19 vs. Baltimore (W, 4-3)
	7/23/19 vs. Oakland (L, 3-4)
	7/10/18 vs. Oakland (W, 6-5)
	8/24/17 vs. Washington (L, 4-5)
	6/1/16 vs. Arizona (W, 5-4)
	6/17/16 vs. Cincinnati (L, 2-4)
	6/18/16 vs. Cincinnati (W, 5-4)
	8/7/16 vs. Texas (L, 3-5)
	9/26/16 vs. Seattle (L, 3-4)
	8/15/15 vs. Detroit (L, 2-4)
	5/29/15 vs. Chicago (AL) (L, 3-6)
	4/16/14 vs. Kansas City (L, 4-6)
	6/27/14 vs. Detroit (W, 4-3)
	5/2/14 vs. Seattle (W, 5-4)
	7/4/13 vs. Tampa Bay (L, 5-7)
	8/6/12 vs. Washington (L, 4-5)
	8/21/11 vs. San Francisco (L, 4-6)
	7/20/11 vs. Washington (W, 3-2)
	7/17/11 vs. Pittsburgh (L, 5-7)
	9/10/10 vs. Los Angeles (NL) (L, 2-4)
	5/9/10 vs. San Diego (W, 4-3)
	6/24/09 vs. Kansas City (L, 3-4)
	6/2/09 vs. Colorado (W, 3-2)
	8/10/07 vs. Milwaukee (L, 4-5)
	9/11/07 vs. Chicago (NL) (W, 5-4)

ASTROS FRANCHISE POSTSEASON GAME-BY-GAME

1980 NLCS (2-3)

Date	Gm	Opp.	W/L	Score	Astros POR	Opp. POR	Save	Atten.	Time	D/N
10/7	1	@PHI	L	1-3	FORSCH	Carlton	McGraw	65,277	2:35	N
10/8	2	@PHI	W	7-4 (10)	LaCorte	Reed	Andujar	65,476	3:34	N
10/10	3	PHI	W	1-0 (11)	Smith	McGraw	—	44,443	3:22	D
10/11	4	PHI	L	3-5 (10)	Sambito	Brusstar	McGraw	44,952	3:55	D
10/12	5	PHI	L	7-8 (10)	LaCorte	Ruthven	—	44,802	3:38	N

1981 NLDS (2-3)

Date	Gm	Opp.	W/L	Score	Astros POR	Opp. POR	Save	Atten.	Time	D/N
10/6	1	LA	W	3-1	RYAN	Stewart	—	44,836	2:22	N
10/7	2	LA	W (11)	1-0	Sambito	Stewart	—	42,398	3:39	D
10/9	3	@LA	L	1-6	Knepper	Hooton	—	46,820	2:35	D
10/10	4	@LA	L	1-2	RUHLE	VALENZUELA	—	55,983	2:00	N
10/11	5	@LA	L	0-4	Ryan	REUSS	—	55,979	2:52	D

1986 NLCS (2-4)

Date	Gm	Opp.	W/L	Score	Astros POR	Opp. POR	Save	Atten.	Time	D/N
10/8	1	NY	W	1-0	SCOTT	Gooden	—	44,131	2:56	N
10/9	2	NY	L	1-5	Ryan	Ojeda	—	44,391	2:40	N
10/11	3	@NY	L	5-6	Smith	Orosco	—	55,052	2:55	D
10/12	4	@NY	W	3-1	SCOTT	Fernandez	—	55,038	2:23	N
10/14	5	@NY	L	1-2 (12)	Kerfeld	Orosco	—	54,986	3:45	D
10/15	6	NY	L	6-7 (16)	Lopez	Orosco	—	45,718	4:42	D

1997 NLDS (0-3)

Date	Gm	Opp.	W/L	Score	Astros POR	Opp. POR	Save	Atten.	Time	D/N
9/30	1	@ATL	L	1-2	Kile	MADDUX	—	46,467	2:15	D
10/1	2	@ATL	L	3-13	Hampton	Glavine	—	49,200	3:06	D
10/3	3	ATL	L	1-4	Reynolds	SMOLTZ	—	53,688	2:36	D

1998 NLDS (1-3)

Date	Gm	Opp.	W/L	Score	Astros POR	Opp. POR	Save	Atten.	Time	D/N
9/29	1	SD	L	1-2	Johnson	Brown	Hoffman	50,080	2:38	D
10/1	2	SD	W	5-4	Wagner	Miceli	—	45,550	2:53	D
10/3	3	@SD	L	1-2	Elarton	Miceli	Hoffman	65,235	2:32	N
10/4	4	@SD	L	1-6	Johnson	Hitchcock	—	64,898	2:39	D

1999 NLDS (1-3)

Date	Gm	Opp.	W/L	Score	Astros POR	Opp. POR	Save	Atten.	Time	D/N
10/5	1	@ATL	W	6-1	Reynolds	Maddux	—	39,119	3:03	D
10/6	2	@ATL	L	1-5	Lima	MILLWOOD	—	41,913	2:13	D
10/8	3	ATL	L	3-5 (12)	Powell	Rocker	Millwood	48,625	4:19	D
10/9	4	ATL	L	5-7	Reynolds	Smoltz	Rocker	48,553	3:12	D

2001 NLDS (0-3)

Date	Gm	Opp.	W/L	Score	Astros POR	Opp. POR	Save	Atten.	Time	D/N
10/9	1	ATL	L	4-7	Jackson	Seanez	Smoltz	35,553	2:51	D
10/10	2	ATL	L	0-1	Mlicki	Glavine	Smoltz	35,704	2:41	D
10/12	3	@ATL	L	2-6	Reynolds	Burkett	—	39,923	2:33	D

2004 NLDS (3-2)

Date	Gm	Opp.	W/L	Score	Astros POR	Opp. POR	Save	Atten.	Time	D/N
10/6	1	@ATL	W	9-3	Clemens	Wright	—	41,464	3:08	N
10/7	2	@ATL	L	2-4 (11)	Miceli	Alfonseca	—	40,075	3:27	N
10/9	3	ATL	W	8-5	Backe	Byrd	Lidge	43,457	3:19	D
10/10	4	ATL	L	5-6	Smoltz	Springer	—	43,336	3:24	D
10/11	5	@ATL	W	12-3	Oswalt	Wright	—	54,068	3:12	N

ASTROS FRANCHISE POSTSEASON GAME-BY-GAME

2004 NLCS (3-4)

Date	Gm	Opp.	W/L	Score	Astros POR	Opp. POR	Save	Atten.	Time	D/N
10/13	1	@STL	L	7-10	Qualls	Williams	Isringhausen	52,323	3:15	N
10/14	2	@STL	L	4-6	Miceli	Tavarez	Isringhausen	52,347	3:02	N
10/16	3	STL	W	5-2	Clemens	Suppan	Lidge	42,896	2:57	D
10/17	4	STL	W	6-5	Wheeler	Tavarez	Lidge	42,760	3:01	D
10/18	5	STL	W	3-0	Lidge	Isringhausen	-	43,045	2:33	N
10/20	6	@STL	L	4-6 (12)	Miceli	Tavarez	-	52,144	3:54	N
10/21	7	@STL	L	2-5	Clemens	Suppan	Isringhausen	52,140	2:51	N

2005 NLDS (3-1)

Date	Gm	Opp.	W/L	Score	Astros POR	Opp. POR	Save	Atten.	Time	D/N
10/5	1	@ATL	W	10-5	Pettitte	Hudson	-	40,590	3:11	D
10/6	2	@ATL	L	1-7	Smoltz	Clemens	-	46,181	2:52	N
10/8	3	ATL	W	7-3	Oswalt	Sosa	-	43,759	2:50	N
10/9	4	ATL	W	7-6 (18)	Clemens	Devine	-	43,413	5:50	D

2005 NLCS (4-2)

Date	Gm	Opp.	W/L	Score	Astros POR	Opp. POR	Save	Atten.	Time	D/N
10/12	1	@STL	L	3-5	Pettitte	Carpenter	Isringhausen	52,332	2:29	N
10/13	2	@STL	W	4-1	Oswalt	Mulder	Lidge	52,358	3:03	N
10/15	3	STL	W	4-3	Clemens	Morris	Lidge	42,823	3:00	D
10/16	4	STL	W	2-1	Qualls	Marquis	Lidge	43,010	3:11	D
10/17	5	STL	L	4-5	Lidge	Isringhausen	-	43,470	3:19	N
10/19	6	@STL	W	5-1	Oswalt	Mulder	-	52,438	2:53	N

2005 WS (0-4)

Date	Gm	Opp.	W/L	Score	Astros POR	Opp. POR	Save	Atten.	Time	D/N
10/22	1	@CWS	L	3-5	Rodriguez	Contreras	Jenks	41,206	3:13	N
10/23	2	@CWS	L	6-7	Lidge	Cotts	-	41,432	3:11	N
10/25	3	CWS	L	5-7 (14)	Astacio	Marte	Buehrle	42,848	5:41	N
10/26	4	CWS	L	0-1	Lidge	Garcia	Jenks	42,936	3:20	N

2015 AL Wild Card Game (1-0)

Date	Gm	Opp.	W/L	Score	Astros POR	Opp. POR	Save	Atten.	Time	D/N
10/6	1	@NYY	W	3-0	Keuchel	Tanaka	Gregerson	50,113	3:04	N

2015 ALDS (2-3)

Date	Gm	Opp.	W/L	Score	Astros POR	Opp. POR	Save	Atten.	Time	D/N
10/8	1	@KC	W	5-2	McHugh	Ventura	Gregerson	40,146	3:14	N
10/9	2	@KC	L	4-5	Harris	Herrera	Davis	40,008	3:27	D
10/11	3	KC	W	4-2	Keuchel	Volquez	Gregerson	42,674	3:20	D
10/12	4	KC	L	6-9	Sipp	Madson	Davis	42,387	4:05	D
10/14	5	@KC	L	2-7	McHugh	Cueto	-	40,566	2:42	N

2017 ALDS (3-1)

Date	Gm	Opp.	W/L	Score	Astros POR	Opp. POR	Save	Atten.	Time	D/N
10/5	1	BOS	W	8-2	Verlander	Sale	-	43,102	3:26	D
10/6	2	BOS	W	8-2	Keuchel	Pomeranz	-	43,410	4:00	D
10/8	3	@BOS	L	3-10	Liriano	Kelly	-	38,010	3:38	D
10/9	4	@BOS	W	5-4	Verlander	Sale	Giles	37,305	4:07	D

2017 ALCS (4-3)

Date	Gm	Opp.	W/L	Score	Astros POR	Opp. POR	Save	Atten.	Time	D/N
10/13	1	NYY	W	2-1	Keuchel	Tanaka	Giles	43,116	3:20	N
10/14	2	NYY	W	2-1	VERLANDER	Chapman	-	43,193	3:00	D
10/16	3	@NYY	L	1-8	Morton	Sabathia	-	49,373	3:25	N
10/17	4	@NYY	L	4-6	Giles	Green	Chapman	48,804	3:37	N
10/18	5	@NYY	L	0-5	Keuchel	Tanaka	-	49,647	3:18	N
10/20	6	NYY	W	7-1	Verlander	Severino	-	43,179	3:23	N
10/21	7	NYY	W	4-0	Morton	Sabathia	McCullers	43,201	3:09	N

2017 WS (4-3)

Date	Gm	Opp.	W/L	Score	Astros POR	Opp. POR	Save	Atten.	Time	D/N
10/24	1	@LAD	L	1-3	Keuchel	Kershaw	Jansen	54,253	2:28	N
10/25	2	@LAD	W	7-6 (11)	Devenski	McCarthy	-	54,293	4:19	N
10/27	3	LAD	W	5-3	McCullers	Darvish	Peacock	43,282	3:46	N
10/28	4	LAD	L	2-6	Giles	Watson	-	43,322	3:06	N
10/29	5	LAD	W	13-12 (10)	Musgrove	Jansen	-	43,300	5:17	N
10/31	6	@LAD	L	1-3	Verlander	Watson	Jansen	54,128	3:22	N
11/1	7	@LAD	W	5-1	Morton	Darvish	-	54,124	3:37	N

ASTROS FRANCHISE POSTSEASON GAME-BY-GAME

2018 ALDS (3-0)

Date	Gm	Opp.	W/L	Score	Astros POR	Opp. POR	Save	Atten.	Time	D/N
10/5	1	CLE	W	7-2	Verlander	Kluber	-	43,514	3:36	D
10/6	2	CLE	W	3-1	Cole	Carrasco	Osuna	43,520	3:12	D
10/8	3	@CLE	W	11-3	McHugh	Bauer	-	37,252	4:02	D

2018 ALCS (1-4)

Date	Gm	Opp.	W/L	Score	Astros POR	Opp. POR	Save	Atten.	Time	D/N
10/13	1	@BOS	W	7-2	Verlander	Kelly	-	38,007	4:03	N
10/14	2	@BOS	L	5-7	Cole	Barnes	-	37,960	3:45	N
10/16	3	BOS	L	2-8	Smith	Eovaldi	-	43,102	3:52	N
10/17	4	BOS	L	6-8	James	Kelly	Kimbrel	43,277	4:33	N
10/18	5	BOS	L	1-4	Verlander	Price	Kimbrel	43,210	3:32	N

2019 ALDS (3-2)

Date	Gm	Opp.	W/L	Score	Astros POR	Opp. POR	Save	Atten.	Time	D/N
10/4	1	TB	W	6-2	Verlander	Glasnow	-	43,360	3:24	D
10/5	2	TB	W	3-1	Cole	Snell	Harris	43,378	3:46	N
10/7	3	@TB	L	3-10	Greinke	Morton	-	32,251	3:37	D
10/8	4	@TB	L	1-4	Verlander	Yarbrough	Snell	32,178	3:49	N
10/10	5	TB	W	6-1	Cole	Glasnow	-	43,418	3:12	N

2019 ALCS (4-2)

Date	Gm	Opp.	W/L	Score	Astros POR	Opp. POR	Save	Atten.	Time	D/N
10/12	1	NY Yankees	L	0-7	Greinke	Tanaka	-	43,311	3:11	N
10/13	2	NY Yankees	W	3-2	James	Happ	-	43,359	4:49	N
10/15	3	@NY Yankees	W	4-1	Cole	Severino	Osuna	48,998	3:44	D
10/17	4	@NY Yankees	W	8-3	Pressly	Tanaka	-	49,067	4:19	N
10/18	5	@NY Yankees	L	1-4	Verlander	Paxton	Chapman	48,483	2:59	N
10/19	6	NY Yankees	W	6-4	Osuna	Chapman	-	43,357	4:09	N

2019 WS (3-4)

Date	Gm	Opp.	W/L	Score	Astros POR	Opp. POR	Save	Atten.	Time	D/N
10/22	1	WAS	L	4-5	Cole	Scherzer	Doolittle	43,339	3:43	N
10/23	2	WAS	L	3-12	Verlander	Strasburg	-	43,357	4:01	N
10/25	3	@WAS	W	4-1	James	Sanchez	Osuna	43,867	4:03	N
10/26	4	@WAS	W	8-1	Urquidy	Corbin	-	43,889	3:48	N
10/27	5	@WAS	W	7-1	Cole	Ross	-	43,910	3:19	N
10/29	6	WAS	L	2-7	Verlander	Strasburg	-	43,384	3:37	N
10/30	7	WAS	L	2-6	Corbin	Harris	-	43,326	3:42	N

ALL-STAR GAME #39 | ASTRODOME, HOUSTON | JULY 9, 1968



The 1968 All-Star Game reflected overpowering pitching. The two leagues combined for only eight hits and just one run, marking the first 1-0 contest in the history of the Midsummer Classic. The lone run – by the National League – was scored in the 1st inning on a single, an error, a wild pitch, and a double play.

Playing for the injured Pete Rose, Willie Mays led off in the bottom of the 1st and singled to left field. In a failed pick-off at first, Luis Tiant's (CLE) throw went wild, advancing Mays to second. Curt Flood (STL) was then walked, and a fourth-ball wild pitch moved Mays to third. First baseman Willie McCovey (SF) grounded into a double play, but Mays took advantage to score the only run of the game.

With the victory, the NL stretched its winning streak to six. The six-man NL pitching staff held the AL to just three hits, as Tom Seaver (NYM) tossed five strikeouts late in the game and Juan Marichal pitched 2.0 perfect innings. Nine pitchers in the game did not allow a single walk.

The game was the first played indoors and on an artificial surface, as many players got their first look at the Astrodome.

NATIONAL LEAGUE 1, AMERICAN LEAGUE 0

American League	000	000	000	031
National League	100	000	00X	150

AL: Tiant, Odom (3), McLain (5), McDowell (7), Stottlemyre (8), John (8).
 NL: DRYSDALE, Marichal (4), Carlton (6), Seaver (7), Reed (9), Koosman (9).
 HR: None. Attendance: 48,321
 MVP: Willie Mays (Giants) Time: 2:10

AMERICAN LEAGUE

Dick Williams, BOS..... Manager
 Cal Ermer, MIN..... Coach
 Mayo Smith, DET..... Coach

Baltimore (3) – Dave Johnson, 2B; John (Boog) Powell, 1B; *Brooks Robinson, 3B; **Boston (3)** – Ken Harrelson, OF; Jose Santiago, P; *Carl Yastrzemski, OF; (Santiago replaced by Garry Bell, P, Boston); **California (1)** – *Jim Fregosi, SS; **Chicago (2)** – Tommy John, P; Duane Josephson, C; **Cleveland (3)** – Joe Azcue, C; Sam McDowell, P; Luis Tiant, P; **Detroit (4)** – *Bill Freehan, C; *Willie Horton, OF; Denny McLain, P; Don Wert, 3B; **Minnesota (3)** – *Rod Carew, 2B; *Harmon Killebrew, 1B; Tony Oliva, OF; **New York (2)** – Mickey Mantle, OF; Mel Stottlemyre, P; **Oakland (3)** – Bert Campaneris, SS; Rick Monday, OF; John (Blue Moon) Odom, P; **Washington (1)** – *Frank Howard, OF.

NATIONAL LEAGUE

Red Schoendienst, STL..... Manager
 Dave Bristol, CIN..... Coach
 Herman Franks, SF..... Coach

Atlanta (1) – *Hank Aaron, OF; Felipe Alou, OF; Ron Reed, P; **Chicago (2)** – *Don Kessinger, SS; *Ron Santo, 3B; **Cincinnati (4)** – Johnny Bench, C; *Tommy Helms, 2B; Tony Perez, 3B; *Pete Rose, OF (Rose replaced by Billy Williams, OF, Chicago); **Houston (1)** – Rusty Staub, 1B; **Los Angeles (2)** – Don Drysdale, P; Tom Haller, C; **New York (3)** – *Jerry Grote, C; Jerry Koosman, P; Tom Seaver, P; **Philadelphia (1)** – Woodie Fryman, P; **Pittsburgh (2)** – Gene Alley, SS; Matty Alou, OF (Alley replaced by Leo Cardenas, SS, Cincinnati); **St. Louis (4)** – Steve Carlton P; *Curt Flood, OF; Bob Gibson, P; Julian Javier, 2B; **San Francisco (3)** – Juan Marichal, P; Willie Mays, OF; *Willie McCovey, 1B.

ASTROS IN THE GAME

	AB	R	H	RBI	PO	A	E
Rusty Staub, 1B	1	0	0	0	0	0	0

1968 ALL-STAR GAME

The 1968 All-Star Game in Houston was the first played indoors and on artificial turf.

ALL-STAR GAME #57 | ASTRODOME, HOUSTON | JULY 15, 1986



Los Angeles left-hander Fernando Valenzuela fanned five consecutive batters to tie Carl Hubbell's 52-year-old All-Star record, but the National League's pitching triumphs weren't enough as the American League recorded the 3-2 victory on two home runs.

The NL pitching staff sat down 12 total batters, but the AL's Roger Clemens (BOS) had a strong night of his own. He tossed 3.0 perfect innings which included just three balls and 21 strikes. The AL bats came through at the same time as second baseman Lou Whitaker (DET) followed a Dave Winfield (NYY) double with a two-run shot off Dwight Gooden (NYM) in the 2nd. In the 7th inning, Frank White (KC) came in to pinch-hit for Whitaker, knocking an 0-2 pitch from Mike Scott (HOU) over the left-center field wall to seal the AL's second All-Star win in the 1980s.

Valenzuela tied the 1934 record for consecutive strikeouts, setting down (in order): Don Mattingly, Cal Ripken, Jesse Barfield, Whitaker, and Ted Higuera.

AMERICAN LEAGUE 3, NATIONAL LEAGUE 2

American League	020	000	100	350
National League	000	000	020	251
AL:	CLEMENS, Higuera (4), Hough (7), Righetti (8), Aase (9).			
NL:	GOODEN, Valenzuela (4), Scott (7), Fernandez (8), Krukow (9).			
HR:	Whitaker, White	Attendance:		45,774
MVP:	Roger Clemens (Red Sox)	Time:		2:28

AMERICAN LEAGUE

Dick Howser, KC..... Manager
 Pat Corrales, CLE..... Coach
 John McNamara, BOS..... Coach

Baltimore (3) – Don Aase, P; Eddie Murray, 1B; *Cal Ripken, SS; **Boston (4)** – Wade Boggs, 3B; Roger Clemens, P; Rich Gedman, C; Jim Rice, OF; **California (2)** – *Wally Joyner, 1B; Mike Witt, P; **Chicago (1)** – Harold Baines, OF; **Cleveland (1)** – Ken Schrom, P; **Detroit (3)** – Willie Hernandez, P; *Lance Parrish, C; *Lou Whitaker, 2B; **Kansas City (2)** – *George Brett, 3B; Frank White, 2B; **Milwaukee (1)** – Teddy Higuera, P; **Minnesota (1)** – *Kirby Puckett, OF; **New York (4)** – *Rickey Henderson, OF; Don Mattingly, 1B; Dave Righetti, P; *Dave Winfield, OF; **Oakland (1)** – Jose Canseco, OF; **Seattle (1)** – Jim Presley, 3B; **Texas (1)** – Charlie Hough, P; **Toronto (3)** – Jesse Barfield, OF; Tony Fernandez, SS; Lloyd Moseby, OF.

NATIONAL LEAGUE

Whitey Herzog, STL..... Manager
 Davey Johnson, NYM..... Coach
 Tom Lasorda, LA..... Coach

Atlanta (1) – *Dale Murphy, OF; **Chicago (2)** – Jody Davis, C; *Ryne Sandberg, 2B; **Cincinnati (2)** – John Franco, P; Dave Parker, OF; **Houston (4)** – Kevin Bass, OF; Glenn Davis, 1B; Mike Scott, P; Dave Smith, P; **Los Angeles (2)** – Steve Sax, 1B; Fernando Valenzuela, P; **Montreal (3)** – Hubie Brooks, SS; Tim Lincecum, OF; Jeff Reardon, P; **New York (5)** – *Gary Carter, C; Sid Fernandez, P; Dwight Gooden, P; *Keith Hernandez, 1B; *Darryl Strawberry, OF; **Philadelphia (2)** – Shane Rawley, P; *Mike Schmidt, 3B; **Pittsburgh (2)** – Tony Pena, C; Rick Rhoden, P; **St. Louis (1)** – *Ozzie Smith, SS; **San Diego (1)** – *Tony Gwynn, OF; **San Francisco (3)** – Chris Brown, 3B; Chili Davis, OF; Mike Krukow, P.

ALL-STAR GAME #75 | MINUTE MAID PARK, HOUSTON | JULY 13, 2004



The American League displayed its offensive prowess early, scoring six runs in the 1st inning en route to a 9-4 win over the National League in the third All-Star Game played in Houston and the first at Minute Maid Park.

Astros right-hander Roger Clemens, who also started the 1986 All-Star Game in Houston, allowed six runs and five hits in suffering the loss. Clemens allowed two 1st-inning homers, to Manny Ramirez (BOS) and Alfonso Soriano (TEX). Mark Mulder (OAK) pitched 2.0 innings and allowed one run to earn the win. Soriano was named the game's Most Valuable Player after finishing 2x3 with three RBI. Soriano was the first leading vote-getter to also earn MVP honors in the same season.

The National League cut the lead to 7-4 with a three-run 4th, including an RBI double by Edgar Renteria (STL) and a two-run double by Albert Pujols (STL). David Ortiz' (BOS) homer against Carl Pavano (FLA) in the 6th ended the game's scoring.

The AL pitching staff held the NL scoreless through the final 5.0 innings, thanks to scoreless efforts from Javier Vazquez (NYY), Ted Lilly (TOR), Joe Nathan (MIN), Tom Gordon (NYY), Francisco Rodriguez (ATL), and Mariano Rivera (NYY).

The American League won its seventh consecutive victory, not counting the 2002 tie at Miller Park in Milwaukee. The NL remained winless since 1996.

AMERICAN LEAGUE 9, NATIONAL LEAGUE 4

	1	2	3	4	5	6	7	8	9	R	H	E
American	6	0	0	1	0	2	0	0	0	9	14	0
National	1	0	0	3	0	0	0	0	0	4	9	1

E—Kent, DP—National 1, LOB—American 7, National 7. 2B—Suzuki, Renteria, Pujols 2. HR—Ramirez, Ortiz, Soriano. GDP—Sheffield. HBP—Rolen (by Mulder). Time—2:59. Attn.—41,886. U—Montague, plate; Hirschbeck, first; Eddings, second; Reynolds, third; Hudson, left field; Holbrook, right field.

AMERICAN LEAGUE

	AB	R	H	BI
Ichiro Suzuki, CF	4	1	1	0
Javier Vazquez, P	0	0	0	0
Ronnie Belliard, 2B	1	0	0	0
Ivan Rodriguez, C	4	1	2	1
Victor Martinez, C	1	0	0	0
Vladimir Guerrero, RF	4	1	1	0
Ted Lilly, P	0	0	0	0
Miguel Tejada, SS	1	0	0	0
Manny Ramirez, LF	2	1	1	2
David Ortiz, PH-1B	1	2	1	2
Alex Rodriguez, 3B	3	0	1	1
Hank Blalock, PH-3B	2	0	0	0
Jason Giambi, 1B	2	1	1	0
Carl Crawford, PH-LF	2	0	0	0
Hideki Matsui, PH-LF	1	0	0	0
Derek Jeter, SS	3	1	3	0
Matt Lawton, CF	2	0	1	0
Alfonso Soriano, 2B	3	1	2	3
Gary Sheffield, RF	1	0	0	0
Mark Mulder, P	1	0	0	0
Ken Harvey, PH	1	0	0	0
Esteban Loaiza, P	0	0	0	0
C.C. Sabathia, P	0	0	0	0
Michael Young, PH-SS	2	0	0	0
Joe Nathan, P	0	0	0	0
Tom Gordon, P	0	0	0	0
Francisco Rodriguez, P	0	0	0	0
Mariano Rivera, P	0	0	0	0
Totals	41	9	14	9

	IP	H	R	ER	BB	K
Mark Mulder (W 1-0)	2.0	2	1	1	0	1
Esteban Loaiza	1.0	1	0	0	1	0
C.C. Sabathia	1.0	4	3	3	0	0
Javier Vazquez	1.0	0	0	0	0	2
Ted Lilly	1.0	2	0	0	0	1
Joe Nathan	1.0	0	0	0	0	2
Tom Gordon	0.1	0	0	0	0	0
Francisco Rodriguez	0.2	0	0	0	0	0
Mariano Rivera	1.0	0	0	0	0	0

NATIONAL LEAGUE

	AB	R	H	BI
Edgar Renteria, SS	3	1	1	1
Jack Wilson, SS	2	0	0	0
Albert Pujols, 1B	3	1	2	2
Jim Thome, 1B	2	0	0	0
Barry Bonds, LF	2	0	0	0
Carl Pavano, P	0	0	0	0
Tom Glavine, P	0	0	0	0
Bobby Abreu, PH	1	0	0	0
Ben Sheets, P	0	0	0	0
Paul Lo Duca, C	0	0	0	0
Scott Rolen, 3B	1	0	1	0
Mike Lowell, PH-3B	2	0	0	0
Sammy Sosa, RF	2	0	1	1
Miguel Cabrera, RF	2	0	0	0
Mike Piazza, C	2	0	0	0
Johnny Estrada, C	2	0	0	0
Eric Gagne, P	0	0	0	0
Lance Berkman, CF	2	0	0	0
Moises Alou, LF	2	0	1	0
Jeff Kent, 2B	2	1	1	0
Mark Loretta, PH-2B	2	0	1	0
Roger Clemens, P	0	0	0	0
Dan Kolb, P	0	0	0	0
Barry Larkin, PH	1	0	0	0
Randy Johnson, P	0	0	0	0
Carlos Zambrano, P	0	0	0	0
Carlos Beltran, PH-CF	2	1	1	0
Todd Helton, PH	1	0	0	0
Totals	36	4	9	4

	IP	H	R	ER	BB	K
Roger Clemens (L 0-1)	1.0	5	6	3	0	2
Dan Kolb	1.0	1	0	0	0	0
Randy Johnson	1.0	3	0	0	0	1
Carlos Zambrano	1.0	1	1	1	1	1
Carl Pavano	2.0	3	2	2	0	1
Tom Glavine	1.0	1	0	0	0	0
Ben Sheets	1.0	0	0	0	0	1
Eric Gagne	1.0	0	0	0	1	2

ASTROS IN THE GAME

Players				AB	R	H	BI		
Lance Berkman, CF*				2	0	0	0		
Jeff Kent, 2B*				2	1	1	0		
Carlos Beltran, PH-CF				2	1	1	0		
Pitchers				IP	H	R	ER	BB	K
Roger Clemens (L 0-1)				1.0	5	6	3	0	2

FOR THE FOR THE FOR THE
FOR THE FOR THE FOR THE
H H H
FOR THE FOR THE FOR THE
H H H
FOR THE FOR THE FOR THE
H H H



SPRING TRAINING



HOUSTON ASTROS SPRING TRAINING

FITTEAM BALLPARK OF THE PALM BEACHES

5444 HAVERHILL ROAD,
WEST PALM BEACH,
FLORIDA 33407

Telephone (area code 561):

Main 500-4487 (HITS)

Ticket Information 500-4487 x3

Tickets by Phone (877) 935-5668

PLAYING FIELD DISTANCES

Foul Lines LF-335 ft / RF-336 ft

Power Alleys LF-377 ft / RF-386 ft

Center Field 406 feet

Capacity 7,858

2020 WORKOUT DATES

Major League:

P&C First Workout Feb. 13

Full Squad Workout Feb. 17

Minor League:

Mini Camp Players Report Feb. 20

Mini Camp First Workout Feb. 21

MiLB Pitchers Report March 8

MiLB Position Players Report March 12

Last MiLB Spring Training Game March 31



The 2020 season marks the fourth of the state-of-the-art Spring Training home of the Houston Astros and Washington Nationals, in West Palm Beach, Fla.

FITTEAM Ballpark of the Palm Beaches is conveniently located just off I-95 in the heart of West Palm Beach. The 7,800-seat facility features a fantastic wrap-around concourse, ample parking, inviting sight-lines and unique fan areas to enhance the Spring Training experience.

The Spring Training home of the Astros and Nationals was built on a 160-acre site, features separate, modern training complexes that include several baseball diamonds, clubhouses, weight-training facilities and offices for front office personnel.

For more information, please visit FITTEAMBallpark.com or follow along on Twitter at [@FITTEAMBallpark](https://twitter.com/FITTEAMBallpark).

FITTEAM BALLPARK OF THE PALM BEACHES COMPLEX AMENITIES

- 7,800+ seat main stadium with lighting fixtures provided by Musco Lighting
- Banana Boat Lawn - blanket or towel (no chairs allowed)
- Suites with panoramic views of the stadium and practice fields, air conditioning, TVs, refrigerators, private suite level restrooms, superior hospitality service and customized catering options...sponsored suite: Engel Cooler Coolest Suite
- Party Decks located on the Suite Level...accommodates up to 80 people...features full-service bars, food and drink rail overlooking the field and ticket packages that include an All-You-Can-Eat experience...MD Anderson Cancer Center Shade Deck accommodates up to 90 people...1st base Party Deck accommodates up to 70 people
- Left Field Bar (Craft Corner) that features a full view of the game action...full-service bar offers a variety of domestic, import and craft beers, mixed drinks, frozen drinks and wine.

- The Hilton Garden Inn Picnic Patio is an area where fans will receive a 90 minute All-You-Can-Eat menu and open seating in the picnic area...Picnic area seating is general admission and consists of picnic tables and a grass berm...buffet service begins 30 minutes before game time...menu consists of Buffalo chicken, Shock Top bratwursts, all-beef hot dogs, creamy coleslaw, homemade kettle chips, condiments, assorted fresh baked cookies. Includes lemonade, sweet tea, and water.
- Executive style seats on the Field Box Level
- 160 acres of multi-purpose fields
- 5, 120 yard x 80 yard multi-sports fields featuring Celebration Bermuda grass...can accommodate a variety of team sports including baseball, softball, football, lacrosse, rugby and more
- 13, professionally manicured baseball fields, with two half fields and two agility fields
- A 12-acre city park (Lincoln Park) located at SW corner of Haverhill Road entrance, open from sunrise to sunset...the park features a family playground, four lighted basketball courts, splash park and a 1.8-mile walking/jogging trail that follows the perimeter of the campus.



FITTEAM BALLPARK OF THE PALM BEACHES STAFF DIRECTORY

STADIUM OPERATIONS

Matt Slatus	General Manager
Chris Easom	Director of Ballpark Operations
Jackie Rowley	Manager, Accounting & Financial Reporting
Craig Bristow	Digital Sports Marketing Program Analyst
Danielle Kenney	Director of Ticket Operations
Nathan Sterner	Facility Manager
Greg Sargent, Brigid Stamberger	Operations Assistants
Amy Stone	Account Executives
Delilah D. Gully-Neal	Administrative Assistant

GROUND'S CREW/MAINTENANCE

Matt Eggerman	Director of Field Operations
Micha Bennett	Asst. Director of Field Operations
Teddy Gutman	Asst. Director of Field Operations
Danny Bradley	Asst. Director of Field Operations
Steve Dunn	Stadium Mechanic
Jamie Carriker	Irrigation & Landscape Manager
Danny O'Shea	Field Operations Foreman

ASTROS SPRING TRAINING YEAR-BY-YEAR

YEAR	RECORD	YEAR	RECORD	YEAR	RECORD	YEAR	RECORD
1962	17-11	1977	12-12	1992	14-17	2007	18-11-1
1963	16-11	1978	11-10	1993	14-12-2	2008	12-17-1
1964	13-12	1979	12-12	1994	13-18-1	2009	12-20-4
1965	15-9	1980	8-11	1995	23-14-5	2010	13-15-2
1966	14-14	1981	10-13	1996	10-17	2011	12-24
1967	15-14	1982	7-14	1997	16-13-1	2012	14-17-1
1968	13-14	1983	3-16	1998	17-10-2	2013	15-16-4
1969	14-13	1984	17-11	1999	14-15	2014	12-15
1970	16-12	1985	14-17	2000	19-12	2015	12-12-4
1971	14-13	1986	9-18-1	2001	15-13-3	2016	18-11-2
1972	10-9	1987	13-15	2002	19-9-1	2017	15-15-3
1973	11-14	1988	17-15-1	2003	16-12-1	2018	21-9-4
1974	14-10	1989	10-22	2004	14-14-1	2019	18-12-2
1975	14-15	1990	7-7	2005	13-14		
1976	7-8	1991	17-10	2006	10-21		

ASTROS 2019 SPRING TRAINING RESULTS

DATE	OPP	SITE	RESULT	HOU POR	OPP POR	SAVE	HOME ATT
Feb. 23	Washington	W. PALM BEACH	L 6-7	McCurry (0-1)	Cordero (1-0)	-	-
Feb. 24	Atlanta	W. PALM BEACH	W 5-2	Valdez (1-0)	Foltynewicz (0-1)	Garza (1)	3,028
Feb. 24	New York (NL)	Port St. Lucie	W 2-1	Armenteros (1-0)	deGrom (0-1)	-	-
Feb. 25	New York (NL)	W. PALM BEACH	T 3-3	-	-	-	3,552
Feb. 26	Miami	Jupiter	L 0-3	Ivey (0-1)	Hernandez (1-0)	Alvarez (1)	-
Feb. 27	Washington	W. PALM BEACH	L 8-14	McHugh (0-1)	Hellickson (1-0)	-	-
Feb. 28	Miami	W. PALM BEACH	W 7-5	Peacock (1-0)	Alcantara (0-1)	Pinales (1)	2,332
March 1	St. Louis	W. PALM BEACH	T 4-4	-	-	-	3,991
March 2	New York (NL)	Port St. Lucie	W 8-7	Whitley (1-0)	Gagnon (0-1)	Bielak (1)	-
March 3	Washington	W. PALM BEACH	L 2-4	Pinales (0-1)	Ross (1-0)	Williams (1)	4,206
March 4	Atlanta	North Port	W 4-3	Miley (1-0)	Teheran (0-1)	Sneed (1)	-
March 4	New York (NL)	W. PALM BEACH	L 4-7	Hartman (0-1)	Sewald (1-0)	Peterson (1)	2,483
March 6	Miami	W. PALM BEACH	W 11-5	Guduan (1-0)	Steckenrider (0-1)	-	2,562
March 7	Miami	Jupiter	W 4-1	Verlander (1-0)	Urena (0-1)	Martin (1)	2,554
March 8	St. Louis	W. PALM BEACH	L 3-6	Harris (0-1)	Hudson (1-0)	Ponce de Leon (1)	4,005
March 9	St. Louis	Jupiter	W 9-3	Bielak (1-0)	Jones (0-1)	-	7,183
March 10	Washington	W. PALM BEACH	L 4-6	Miley (1-1)	Hellickson (2-0)	Rosenthal (1)	5,149
March 11	New York (NL)	W. PALM BEACH	W 9-7	Bukauskas (1-0)	Rhame (1-1)	-	5,027
March 12	Washington	W. PALM BEACH	L 3-5	Verlander (1-1)	Strasburg (2-0)	Alvarez (2)	4,907
March 13	New York (NL)	Port St. Lucie	L 1-2	Cole (0-1)	Syndergaard (1-1)	Avilan (1)	6,815
March 14	Miami	W. PALM BEACH	L 6-12	Winkelman (0-1)	Romo (1-1)	-	3,684
March 15	St. Louis	Jupiter	W 11-2	Osuna (1-0)	Miller (0-)	-	6,359
March 15	St. Louis	W. PALM BEACH	W 5-0	Whitley (2-0)	Ponce de Leon (0-1)	-	3,485
March 16	Philadelphia	Clearwater	W 13-5	Peacock (2-0)	Arano (0-1)	-	10,488
March 17	Atlanta	North Port	W 7-3	Valdez (2-0)	Teheran (0-2)	-	6,351
March 20	New York (AL)	W. PALM BEACH	W 2-1	James (1-0)	Harvey (0-1)	Guduan (1)	9,319
March 21	Detroit	Lakeland	L 3-5	Martin (0-1)	Moore (4-1)	Farmer (1)	7,621
March 22	New York (NL)	W. PALM BEACH	W 7-3	Valdez (3-0)	Vargas (0-1)	-	5,436
March 23	Miami	Jupiter	W 5-0	Verlander (2-1)	Smith (2-1)	-	4,234
March 24	Washington	W. PALM BEACH	W 5-3	Devenski (1-0)	Alvarez (1-1)	Scheetz (1)	4,530
March 25	Pittsburg	Minute Maid Park	W 12-9	Guduan (2-0)	McRae (0-1)	McCurry (1)	18,811
March 26	Pittsburg	Minute Maid Park	L 1-5	Bukauskas (1-1)	Vera (2-0)	-	18,345

TABLE OF CONTENTS

PLAYERS

PLAYER DEVELOPMENT

2019 REVIEW

OPPONENTS

HISTORY AND RECORDS

SPRING TRAINING

MEDIA INFORMATION

MINUTE MAID PARK

FINAL 2019 ASTROS SPRING TRAINING STATISTICS

NAME	BA	OBP	SLG	G	AB	R	H	TB	2B	3B	HR	RBI	BB	SO	SB	CS	SAC	SF	HBP
Adams, J	.500	.500	.500	1	2	1	1	1	0	0	0	0	0	1	0	0	0	0	0
Altuve, J	.250	.382	.393	12	28	2	7	11	1	0	1	2	6	10	2	1	0	0	0
Alvarez, Y	.265	.357	.327	23	49	2	7	11	1	0	1	2	6	10	2	1	0	0	1
Angarita, A	.000	.000	.000	1	1	0	0	0	0	0	0	0	0	1	0	0	0	0	0
Arauz, J	.000	.5	.2	0	0	0	0	0	0	0	0	0	1	1	1	0	0	0	0
Beer, S	.125	.222	.125	7	8	2	1	1	0	0	0	1	1	3	0	0	0	0	0
Beneditti, C	.000	.500	.000	2	1	1	0	0	0	0	0	0	1	1	0	0	0	0	0
Brantley, M	.279	.40	.302	17	43	6	12	13	1	0	0	6	4	3	0	1	0	0	0
Bregman, A	.323	.488	.677	15	31	3	10	21	2	0	3	7	9	4	0	0	0	0	1
Chirinos, R	.324	.419	.595	17	37	8	12	22	4	0	2	7	3	11	0	0	0	0	3
Correa, C	.333	.381	.538	16	39	5	13	21	5	0	1	7	3	6	3	1	0	0	0
Dawson, R	.250	.323	.250	15	28	9	7	7	0	0	0	5	3	6	3	1	0	0	0
De Gotti, A	.200	.300	.529	18	35	5	7	8	1	0	0	5	3	10	0	0	0	0	0
Diaz, A	.154	.241	.212	20	52	4	8	11	0	0	0	4	5	11	1	0	0	0	1
Duarte, O	.000	.111	.000	8	8	1	0	0	0	0	0	0	0	1	2	1	0	0	1
Figueroa, M	---	---	---	1	0	0	0	0	0	0	0	0	0	0	0	0	0	0	0
Fisher, D	.300	.404	.500	17	40	13	12	20	2	0	2	6	7	8	4	2	0	0	0
Goetzman, G	.600	.600	.900	4	10	1	6	9	3	0	0	2	0	1	0	0	0	0	0
Gurriel, Y	.372	.426	.558	17	43	4	16	24	5	0	1	5	4	2	0	0	0	0	0
Jones, T	.125	.192	.167	13	24	1	3	4	1	0	0	0	2	6	0	1	0	0	0
Julks, C	.286	.286	.429	5	7	0	2	3	0	0	0	3	0	3	0	0	0	0	0
Kemp, T	.350	.490	.550	17	40	7	14	22	3	1	1	5	10	7	4	0	0	0	1
Manaea, S	.000	.000	.000	2	2	0	0	0	0	0	0	0	0	1	0	0	0	0	0
Marisnick, J	.293	.383	.561	17	41	10	12	23	2	0	3	5	6	9	2	1	0	0	0
Matijevic, J	.000	.143	.000	4	6	1	0	0	0	0	0	0	1	1	1	0	0	0	0
Mayfield, J	.200	.250	.289	22	46	6	9	13	1	0	0	3	3	7	1	0	0	0	0
McCormick, C	.333	.500	1.333	3	3	2	1	4	0	0	0	1	3	1	1	0	0	0	0
Meyers, J	.000	.000	.000	2	2	0	0	0	0	0	0	0	0	2	0	0	0	0	0
Papierski, M	.000	.000	.000	2	1	0	0	0	0	0	0	0	0	0	0	0	0	0	0
Pena, J	.125	.300	.375	11	8	2	1	3	0	1	0	1	2	1	1	0	0	0	0
Pinales, E	---	---	---	1	0	0	0	0	0	0	0	0	0	0	0	0	0	0	0
Quintana, L	.143	.250	.143	6	7	2	1	1	0	0	0	0	1	4	0	0	0	0	0
Reddick, J	.258	.368	.419	15	31	2	8	13	3	1	0	4	5	14	0	0	0	1	1
Reed, A	.167	.250	.333	15	30	2	5	10	2	0	1	6	4	14	0	0	0	2	0
Ritchie, J	.235	.409	.294	15	17	2	4	5	1	0	0	2	5	3	0	0	0	0	0
Robinson, C	.308	.357	.538	11	13	1	4	7	0	0	1	3	1	3	0	0	0	0	0
Rojas, J	.220	.273	.300	12	20	1	4	6	2	0	0	4	2	3	0	0	0	0	0
Sierra, A	.000	.1	.2	0	0	0	0	0	0	0	0	0	0	1	0	0	0	0	0
Sierra, M	.000	.3	.1	0	0	0	0	0	0	0	0	0	0	1	0	0	0	0	0
Springer, G	.255	.364	.426	18	47	8	12	20	2	0	2	6	8	11	4	2	0	0	0
Stassi, M	.227	.277	.227	19	44	2	10	10	0	0	0	7	3	13	0	0	0	0	0
Straw, M	.378	.417	.511	20	45	16	17	23	3	0	1	2	3	6	4	1	0	0	0
Stubbs, G	.348	.375	.783	13	23	4	8	18	1	0	3	4	1	5	0	2	0	0	0
Tanelu, N	.353	.411	.804	21	51	11	18	41	6	1	5	18	4	5	0	0	0	0	0
Toro, A	.341	.396	.591	25	44	8	15	26	5	0	2	15	2	7	0	0	0	0	2
Tucker, K	.276	.382	.379	15	29	7	8	11	3	0	0	6	4	9	1	0	0	0	1
Valdez, E	.000	.000	.000	1	1	0	0	0	0	0	0	0	0	0	0	0	0	0	0
White, T	.220	.316	.400	20	50	7	11	20	3	0	2	7	6	11	0	0	0	0	1
Wrenn, S	.000	.250	.000	8	8	0	0	0	0	0	0	0	0	2	2	1	0	0	0
TEAM	.265	.352	.425	32	1100	179	292	468	66	4	34	167	135	239	31	14	0	3	14

NAME	W	L	ERA	G	GS	SV	INN	H	R	ER	HR	HB	BB	SO	WP	BK	BA
Abreu, B	0	0	18.00	3	0	0	3.0	3	6	6	0	1	3	3	0	0	.273
Adcock, B	0	0	0.00	1	0	0	1.0	1	2	0	0	1	1	0	0	1	.200
Armenteros, R	1	0	1.80	2	2	0	5.0	6	1	1	0	0	1	2	0	0	.316
Bailey, B	0	0	0.00	1	0	0	2.0	0	0	0	0	0	0	4	0	0	.000
Bielak, B	1	0	1.00	4	0	1	9.0	3	1	1	0	0	4	7	0	0	.107
Bostick, A	0	0	2.08	5	0	0	8.2	10	2	2	0	0	3	8	0	0	.286
Bukauskas, J	1	1	1.69	7	1	0	16.0	9	4	3	1	1	9	21	5	0	.161
Cole, G	0	1	2.81	5	5	0	16.0	10	5	5	1	2	3	15	2	1	.179
Deetz, D	0	0	0.00	1	0	0	1.0	0	0	0	0	0	1	2	0	0	.000
Devesnki, C	1	0	5.40	7	0	0	6.2	6	4	4	0	0	4	7	0	0	.222
Donato, C	0	0	0.00	1	0	0	1.0	0	0	0	0	0	1	0	0	0	.000
Emanuel, K	0	0	6.48	9	0	0	8.1	5	6	6	2	0	3	9	0	0	.167
Garza Jr, R	0	0	0.00	6	0	0	5.0	4	0	0	0	0	3	4	0	0	.235
Guduan, R	2	0	1.64	11	0	1	11.0	7	2	2	0	1	2	15	4	0	.189
Harris, W	0	1	6.23	5	0	0	4.1	6	4	3	0	0	2	4	0	0	.353
Hartman, R	0	1	9.00	3	0	0	4.0	6	5	4	1	0	4	1	1	0	.375
Hiraldo, C	0	0	18.00	1	0	0	1.0	2	2	2	1	0	2	0	0	0	.400
Ivey, T	0	1	40.50	1	0	0	0.2	3	3	3	0	0	0	1	0	0	.500
James, J	1	0	2.08	4	0	0	4.1	6	1	1	0	0	3	1	0	0	.353
Javier, C	0	0	0.00	1	0	0	1.1	1	0	0	0	0	0	2	0	0	.200
Martin, C	0	1	3.86	6	1	1	16.1	14	7	7	5	0	6	16	0	0	.222
McCurry, B	0	1	0.82	10	0	1	11.0	6	2	1	0	0	7	15	1	0	.167
McHugh, C	0	1	15.88	3	3	0	5.2	12	10	10	2	1	2	3	1	0	.429
Miley, W	1	1	2.12	5	4	0	17.0	14	5	4	1	1	6	15	2	1	.219
Osuna, R	1	0	0.00	7	0	0	6.1	2	0	0	0	0	6	0	0	0	.095
Paredes, E	0	0	0.00	6	0	0	3.1	1	0	0	0	0	4	4	1	0	.091
Peacock, B	2	0	2.76	5	4	0	16.1	15	7	5	1	0	2	14	1	0	.238
Pérez, C	0	0	11.57	2	0	0	2.1	3	3	3	1	0	1	2	0	0	.300
Pinales, E	0	1	3.86	5	0	1	4.2	2	2	2	0	0	3	3	0	0	.133
Pressly, R	0	0	1.80	6	0	0	5.0	4	2	1	0	0	2	8	0	0	.200
Rodgers, B	0	0	5.63	3	1	0	8.0	15	5	5	2	0	0	5	0	0	.429
Rondón, H	0	0	5.06	6	0	0	5.1	5	3	3	0	0	2	6	1	1	.238
Sanabria, C	0	0	0.00	1	0	0	0.1	1	0	0	0	0	1	0	0	0	.500
Scheetz, K	0	0	0.00	2	0	1	3.0	0	0	0	0	0	0	2	0	0	.000
Sneed, C	0	0	5.79	8	0	1	9.1	12	6	6	2	0	1	11	2	0	.316
Solomon, P	0	0	0.00	2	0	0	3.0	0	0	0	0	0	3	1	0	0	.000
Urquidy, J	0	0	9.00	3	0	0	4.0	8	10	4	4	0	1	6	1	0	.364
Valdez, F	3	0	5.82	7	4	0	17.0	20	11	11	0	3	7	10	0	0	.299
Verlander, F	2	1	2.60	5	5	0	17.1	15	5	5	4	0	3	25	0	0	.231
Whitley, F	2	0	3.00	5	2	0	15.0	11	9	5	3	0	5	17	2	0	.193
Winkelman, A	0	1	***	1	0	0	0.0	2	4	3	0	0	0	2	0	0	.01000
TEAM	21	8	3.26	183	34	9	303.1	278	133	111	19	19	101	345	18	1	1.241



2020 ASTROS SPRING TRAINING SCHEDULE

2020 SPRING TRAINING

FEBRUARY / MARCH

SUN	MON	TUE	WED	THU	FRI	SAT
						22 6:05 
23 1:05  (SS)	24 1:05 	25 1:05 	26 1:05 (SS)  1:10	27 6:05 	28 1:05 	29 1:05 
1 1:05 	2	3 1:05 	4 1:05  (SS)	5 1:05 	6 6:05 	7 1:05 
8 1:10 	9 1:05 	10 1:05  1:05 (SS)	11 1:05 	12	13 1:05 	14 1:05 
15 1:05 	16 6:05  6:10 	17 1:05 	18 6:05 	19 1:05 	20 1:05 	21 6:10  (SS)
22 1:05  (SS)	23 + 7:10 	24 + 1:10 				

AT MINUTE MAID PARK +
TENTATIVE SCHEDULE AS OF 11/7/19
SUBJECT TO CHANGE

HOME

AWAY

TV Schedule (all games aired on AT&T SportsNet)

2/25 vs. MIA..... 12:05 p.m.	3/17 at MIA..... 12:05 p.m.
2/26 vs. STL..... 12:05 p.m.	3/18 at WSH..... 5:05 p.m.
2/27 at WSH..... 5:05 p.m.	3/19 vs. WSH..... 12:05 p.m.
3/14 vs. BOS..... 12:05 p.m.	3/20 vs. ATL..... 12:05 p.m.
3/15 vs. MIA..... 12:05 p.m.	
3/16 vs. STL..... 5:05 p.m.	

All games in CENTRAL Standard Time...schedule is subject to change.

Radio Schedule (all games aired on KBME SportsTalk 790)

All but seven games will be aired on tape delay: Feb. 25 vs. MIA, Feb. 28 at MIA, March 3 at St. Louis, March 9 vs. DET, March 13 at St. Louis, March 20 vs. ATL, March 15 vs. CLE.

Schedule is subject to change.

ASTROS SPRING TRAINING PRE-GAME TIMING

****FOR 1:05 P.M. ET STARTS - TIMES SUBJECT TO CHANGE****

10:10 a.m.	Astros BP
11:10 a.m.	Visiting BP
12:25 p.m.	Visiting infield
12:35 p.m.	Grounds Crew

****FOR 6:05 P.M. ET STARTS - TIMES SUBJECT TO CHANGE****

3:10 p.m.	Astros BP
4:10 p.m.	Visiting BP
5:25 p.m.	Visiting infield
5:35 p.m.	Grounds Crew

TABLE OF
CONTENTS

PLAYERS

PLAYER
DEVELOPMENT

2019 REVIEW

OPPONENTS

HISTORY
AND RECORDS

SPRING TRAINING

MEDIA
INFORMATION

MINUTE MAID
PARK



NEWEST SPRING TRAINING FACILITIES IN FLORIDA

TEAM	SITE	FIRST YEAR	YEARS*
Atlanta	North Port	2019	1
Houston/Washington	West Palm Beach	2017	3
Boston	Fort Myers	2012	8
Baltimore	Sarasota	2010	10
Tampa Bay	Port Charlotte	2009	11
Philadelphia	Clearwater	2004	16

*including 2018 season

SPRING TRAINING HOME ATTENDANCE SINCE 1985

YEAR	RECORD	ATTENDANCE	AVG	YEAR	RECORD	ATTENDANCE	AVG
1985	6-9	50,877	3,392	2003	7-5-1	53,851	4,142
1986	5-10	50,758	3,384	2004	8-4	60,807	5,067
1987	9-6	64,656	4,294	2005	6-7	58,581	4,506
1988	11-5	64,412	4,026	2006	6-9	62,134	4,142
1989	8-7	66,227	4,415	2007	7-7	58,565	4,183
1990	5-1	18,913	3,152	2008	7-8	61,027	4,068
1991	8-6	66,811	4,772	2009	10-6-3	65,804	3,463
1992	6-7	62,482	4,806	2010	10-4-1	59,784	3,986
1993	8-5	57,400	4,416	2011	5-12	65,367	3,845
1994	5-9-1	59,237	3,949	2012	8-6	56,379	4,027
1995	*10-6-1	23,971	1,410	2013	9-5-2	53,603	3,574
1996	6-6	41,368	3,449	2014	4-8	44,715	3,726
1997	8-5-1	45,596	3,257	2015	6-5-2	47,781	3,675
1998	7-5-1	38,340	2,949	2016	8-4	56,472	4,344
1999	4-9	46,007	3,539	2017*	4-9-2	55,081	3,672
2000	9-5	46,034	3,288	2018*	7-6-2	67,931	4,529
2001	4-7-2	34,992	2,692	2019	9-5-2	58,583	3,661
2002	8-4-1	46,941	3,611	TOTALS	*248-222-22	1,871,487	3,544

* Reflects games in 1995 played by both minor league (9-2-1 record, 12,142 attendance) and Major League (1-4 record, 11,829 attendance) players.
* Indicates Ballpark of the Palm Beaches. Attendance figures from 1985-2016 are from Osceola County Stadium in Kissimmee, Fla.



FOR THE FOR THE FOR THE
H H H
FOR THE FOR THE FOR THE
H H H
FOR THE FOR THE FOR THE



MEDIA INFORMATION





COMMUNICATIONS

Mailing Address: 501 Crawford St. • Houston, TX 77002
Physical Address: 501 Crawford St., Suite 400 • Houston, TX 77002

Astros Main: (713) 259-8000
Media Relations: (713) 259-8900
Press Box: (713) 259-8574

Anita Sehgal **Senior Vice President, Marketing and Communications**
Gene Dias **Vice President, Communications**
Steve Grande **Senior Manager, Communications**
Chris Peixoto **Manager, Communications**
Meshach Sullivan **Coordinator, Communications**

MEDIA INFORMATION

CREDENTIALS

The Houston Astros utilize MLB's online credentialing system. All media credential requests and applications for coverage of the Houston Astros must go through MLB's online credentialing system at <http://credentials.mlb.com>. Additionally, all 2020 credentials – whether issued by Major League Baseball, the BBWAA, or the Astros – will bear photographs. Scout identification cards will also require photos.

- Houston Astros season credentials will be issued only to those legitimate news-gathering agencies that cover the Astros on a daily basis. Daily passes will be issued to approved media members who do not qualify for season credentials and who meet Major League Baseball's policies for media access. Requests for daily credentials must come directly from the affiliation editor, producer or director, via the online credential system **at least 24 hours** in advance of the game being requested. CREDENTIALS MUST BE DISPLAYED IN A VISIBLE MANNER AT ALL TIMES.
- ALL credential requests, whether season or daily, must go through MLB's online credential system. This will also be the process for Astros regular season, Spring Training, Wild Card and American League Division Series credential applications.
- Daily credentials will be available at the First Base Entrance, located in the Diamond Lot near the intersection of Preston and Hamilton Streets, four hours prior to first pitch.
- No spouses, guests or children of media members will be issued passes.
- Credentials are not transferable.
- Credentialed media are also prohibited from requesting autographs. Any violations will result in the immediate revocation of the credential.
- Credentials may be revoked at any time without cause.

SECURITY: To comply with security measures implemented by Major League Baseball and the Houston Astros, all media will be required to follow the following procedures upon entering Minute Maid Park and while covering the game.

When entering Minute Maid Park, please be prepared to:

- Enter the ballpark at the First Base Entrance, located in the Diamond Lot near the intersection of Preston and Hamilton Streets.
- Provide photo identification.
- Sign in at the media entrance.
- Allow bags to be searched upon entering the ballpark.

While covering the game, please be prepared to:

- Clearly display working credentials at all times.
- Allow bags and equipment cases to be randomly searched if requested by ballpark security officials.
- Observe credential regulations as set forth by Major League Baseball and the Houston Astros. Only those individuals with the proper credentials will be admitted in the clubhouses, on the field and in the press box.

MEDIA SERVICES

PARKING: Working media may park in the B and C lots at Minute Maid Park with a season credential, BBWAA credential or media identification badge. Entrances to these lots are located on St. Emanuel St., Preston St. and Texas Ave.

MAIN PRESS BOX: The press box and broadcast booths are located on the Honda Club Level behind home plate and are accessible from the press box elevator and the elevator at the First Base Entrance (level C) prior to the opening of gates and after the game. The escalators on the main concourse are available at all times.

MEDIA DINING ROOM: Media dining is located in the press box on the Honda Club Level just behind the broadcast booths. There is a \$12 charge per meal. Media dining is open for service 2.5 hours prior to first pitch to accredited members of the media. Spouses/children are not allowed in the media dining room. Cash and credit card accepted.

CLUBHOUSES: Both clubhouses are located on the Service Level and are accessible via the press box elevator. The Astros clubhouse is located on the first base side of the ballpark, while the visiting teams and umpires are on the third base side. Pre- and postgame access rules are determined by Major League Baseball. The Astros clubhouse opens approximately four hours before game time and closes once the team takes the field for batting practice. When the team does not hit outside or under unusual circumstances, the Astros will use their discretion on when to open and close the clubhouse. All times are approximate and subject to change.

General clubhouse rules include:

- Absolutely no autographs or gifts of any kind.
- No still photography in the clubhouse.
- When shooting video interviews, please make sure it is only of the player at his locker or in front of a wall while he is giving the interview. Players should be shot from the chest up.
- Do not sit in the players' chairs.
- No shooting B-roll inside the clubhouse.





FIELD: All media must leave the field 45 minutes prior to the first pitch. No person will be allowed on the field unless that individual has credentials expressly specifying field privileges (i.e., club pass, photo pass).

PHOTOGRAPHERS/PHOTO WELLS: In-game access to photo wells is limited to still photographers and rightsholders broadcasting the game. There are four photo wells, located on either side of both the home and visiting dugouts. All photographers must remain in the photo wells while the game is in progress. Photographers are only permitted to change location between innings. No ball - in play or dead - should be handled by anyone other than a ballboy.

PHOTO ROOM: A photo room is located on the Service Level behind home plate.

PRESS CONFERENCE ROOM: The press conference room is located on the Service Level across from the home clubhouse down the first-base side.

NOTES: Game notes, updated Major League statistics, lineup sheets and other pertinent media information will be available near the entrance of the press box on the Honda Club Level two hours prior to first pitch. Box scores, play-by-play sheets and postgame notes will be available in the same area after each game.

MEDIA GUIDES: Media guides are available upon request in the press box from Astros Communications staff members and are available online at the MLB Pressbox website.

TELEPHONES: Land-line phones are available for media use in the main press areas upon request.

WI-FI: Wireless Internet access is available in Minute Maid Park. Contact the Astros Communications department for details.

ASTROS ON THE WEB: The official website of the Houston Astros is www.astros.com. The site is updated daily with news, statistics, game notes, feature stories and minor league information. The Major League Baseball website, www.mlb.com, can also be accessed via www.astros.com. The Astros also offer a Spanish website, www.astrosdehouston.com. The site features daily news coverage of the team as well as feature stories from international sports writers.

MLB PRESSBOX: With approved registration, media members gain electronic access to numerous Major League Baseball resources by logging onto www.mlbpressbox.com (on the official MLB website). Some of the information on this site includes: public relations contacts; daily statistical updates; daily game notes; current and archived press releases; media guides; press kits; credential language and media regulations; and historical information about MLB and its entities. In addition, this site provides media the opportunity to download HD-quality video, hi-resolution logos and information on special events for all 30 clubs, as well as headshots of players, coaches, umpires and select executives. All media covering the Astros should register on the MLB Pressbox site to access these resources.

PREGAME SCHEDULE

1:10 p.m. game	6:10 p.m. game	7:10 p.m. game	
8:00 a.m. - 9:00 a.m.	1:00 p.m. - 2:00 p.m.	2:00 p.m. - 3:00 p.m.	Visitors Early Work
9:00 a.m. - 10:00 a.m.	2:00 p.m. - 3:00 p.m.	3:00 p.m. - 4:00 p.m.	Astros Early Work
10:30 a.m. - 11:30 a.m.	3:30 p.m. - 4:30 p.m.	4:30 p.m. - 5:30 p.m.	Astros batting practice*
11:30 a.m. - 12:20 p.m.	4:30 p.m. - 5:20 p.m.	5:30 p.m. - 6:20 p.m.	Visiting team batting practice
12:20 p.m.	5:20 p.m.	6:20 p.m.	All media must exit the field
12:20 p.m. - 12:50 p.m.	5:20 p.m. - 5:50 p.m.	6:20 p.m. - 6:50 p.m.	Groundscrew prepares the field for play
1:05 p.m. - 1:10 p.m.	6:05 p.m. - 6:10 p.m.	7:05 p.m. - 7:10 p.m.	Teams take the field/first pitch

All times subject to change. Beginning Sept. 1, the Astros pregame schedule may adjust due to the expansion of rosters. Please see an Astros Communications staff member for updates or with any questions.

*Generally the Astros do not hit on the field for 1:10 p.m. starts.

ASTROS RADIO AFFILIATES THROUGH THE YEARS

1962-83 KPRC 950 AM	1991-95 KPRC 950 AM	2013-present KBME 790 AM
1984-85 ... KENRIOZO and KRBEKA FM	1996-98 KILT 610 AM	
1986-90 KTRH 740 AM	1999-2012 KTRH 740 AM	

ON THE AIR

The Astros TV and Radio broadcasts cover Texas and the Gulf Coast region at home and on the road.

- KTRH 740 AM and KBME 790 AM serve as the flagship radio stations of the Astros 30-plus station English network, and broadcasts the majority of Spring Training games and all regular season games.
- KEYH 850 AM and KNTT 101.7 FM serve as the Spanish flagship radio stations of the Astros.
- AT&T SportsNet provides exclusive television coverage of the Astros at home and on the road.

SOCIAL MEDIA

The Astros maintain an active presence on social media which will continue in 2020. The Astros engage, entertain and inform fans through several online platforms, including Facebook ([Facebook.com/Astros](https://www.facebook.com/Astros)), Twitter ([@astros](https://twitter.com/astros) and [@losastros](https://twitter.com/losastros)), Instagram ([@astrosbaseball](https://www.instagram.com/astrosbaseball)), Snapchat (Astros), the Mission Control team blog and Astros.com. For customer service-related issues, follow the team's new [@astrosassist](https://twitter.com/astrosassist) Twitter account. In 2020, fans will enjoy insider access to Astros players and executives, special events, exclusive fan giveaways across a variety of platforms and increased fan engagement. We encourage open conversation with our fans and look forward to a social 2020 season!



COMUNICACIONES

Dirección de correspondencia: 501 Crawford St. • Houston, TX 77002

Domicilio: 501 Crawford St., Suite 400 • Houston, TX 77002

Número Telefónico:	(713) 259-8000	Gene Dias	Vicepresidente, Comunicaciones
Comunicaciones:	(713) 259-8900	Steve Grande	Gerente Superior, Comunicaciones
Palco de prensa:	(713) 259-8574	Chris Peixoto	Gerente, Comunicaciones
		Meshach Sullivan	Coordinador, Comunicaciones

INFORMACION DE MEDIOS

CREDENCIALES

Los Astros de Houston utilizaron el sistema de credenciales de MLB en línea. Todas las solicitudes para obtener credenciales, para la temporada o para un día, deben hacerse por el sistema de credenciales en línea de MLB: <http://credentials.mlb.com>. Este será el proceso para las solicitudes durante la temporada regular, los entrenamientos primaverales, y la Serie Divisional de la Liga Americana. Todas las credenciales para el año 2020, repartidos por las Grandes Ligas, la BBWAA o por los Astros, mostrarán su fotografía – las credenciales para los Scouts también requieren foto.

- Credenciales para la temporada completa de los Astros de Houston serán distribuidas solamente a agencias de noticias con cobertura diaria de los Astros de Houston. Credenciales para partidos selectos serán distribuidas a miembros de la prensa que no califican para obtener credenciales para la temporada completa y que cumplen con los requisitos de las Grandes Ligas. Las solicitudes para las credenciales deben venir directamente de su editor, productor, o director a través del sistema de credenciales en línea por lo menos 48 horas antes del partido deseado. **SUS CREDENCIALES DEBEN ESTAR EXHIBIDAS EN TODO MOMENTO.**
- Las credenciales estarán disponibles para recoger bajo su nombre en la entrada del lado de primera base, localizada en el Diamond Lot, cerca de la intersección de las calles Preston y Hamilton, cuatro horas antes del primer lanzamiento.
- Esposos/as, niños, o invitados de la prensa acreditada no podrán utilizar sus credenciales.
- No se permite la transferencia de las credenciales por cualquier razón.
- Está prohibido pedir autógrafos como prensa acreditada. Violaciones contra esta regla resultarán en la revocación de su credencial.

SEGURIDAD: Para cumplir con medidas de seguridad implementadas por las Grandes Ligas y los Astros de Houston, es obligatorio cumplir con los siguientes procedimientos antes de entrar al estadio Minute Maid Park para su cobertura del juego.

Al entrar a Minute Maid Park, favor de estar dispuesto a hacer lo siguiente:

- Entrar al parque por la puerta del lado de primera base, localizada en el Diamond Lot, cerca de la intersección de las calles Preston y Hamilton.
- Mostrar su identificación y firmar al ingresar por la entrada de prensa.
- Permitir que sus bolsos sean revisados al entrar al estadio

Durante el juego, favor de estar preparado para:

- Cargar con su credencial en todo momento.
- Permitir que su equipo sea inspeccionado por seguridad.
- Cumplir con los reglamentos instituidos por las Grandes Ligas y los Astros de Houston. Sólo aquellas personas con credenciales apropiadas serán admitidas al clubhouse, terreno de juego y al palco de prensa.

SERVICIOS

ESTACIONAMIENTO: Los miembros de la prensa pueden estacionarse en los lotes B y C del Minute Maid Park con credenciales para la temporada completa, credencial de BBWAA o identificación de medios. Las entradas a estos lotes se encuentran en St. Emanuel St., Preston St. y Texas Ave.

PALCO DE PRENSA: El palco de prensa está localizado en el nivel "Club" del estadio, detrás de home plate. Todas las áreas de prensa están localizadas en el nivel Club y tienen acceso mediante ascensor y escaleras.

COMEDOR DE PRENSA: El comedor designado para la prensa está localizado en el nivel Club detrás de la cabina de cronistas. Se cobra \$12 por comida.

- El comedor se abre 2.5 horas antes del primer lanzamiento.

CLUBHOUSES: Ambos clubhouses están localizados en el nivel de "servicio" y tienen acceso al palco de prensa, ascensor y escaleras. El clubhouse de los Astros está localizado al lado de primera base, el clubhouse de los equipos visitantes y el clubhouse de los árbitros están localizados al lado de tercera base. Las reglas para el acceso a los clubhouses antes y después del juego están instituidas por las Grandes Ligas. Los clubhouses están cerrados durante la práctica de bateo. Reglas generales del clubhouse:

- No se permite tomar fotografías, pedir autógrafos, dar o recibir regalos a los jugadores, sin excepción.
- No se siente en las sillas de los jugadores.
- Por favor mantenga el timbre de su teléfono apagado y no haga, ni conteste llamadas dentro del clubhouse.
- Use ropa adecuada, y sin logotipos deportivos, incluyendo los Astros.
- No tome fotos ni video dentro del clubhouse aparte de la entrevista específica en frente del locker del jugador.
- No se puede grabar video en lugares adicionales en el clubhouse.





• Una vez termine su entrevista en el clubhouse, favor de retirarse del clubhouse.

TERRENO DE JUEGO: La prensa debe retirarse del terreno de juego 45 minutos antes del primer lanzamiento. No se permite ninguna persona al terreno sin credenciales. No se permite acercarse a la jaula de bateo, y por la seguridad de todos, no se permite avanzar más allá de la lona naranja durante la práctica de bateo. Los medios pueden entrevistar o hablar con los jugadores cuando están saliendo el terreno. No tome equipo, incluyendo pelotas de beisbol, del terreno de juego durante la practica de bateo.

TRANSMISION EN VIVO: No se permite ningún tipo de transmisión en vivo (Facebook Live, Periscope, etc.) en cualquier parte del estadio, incluyendo el clubhouse y la sala de prensa.

FOTÓGRAFOS: Acceso a las áreas de fotógrafo durante el juego está limitado a únicamente a fotógrafos y estaciones de televisión con derechos de transmisión. Hay cuatro cubículos para los fotógrafos, dos a cada lado de los dugouts. Los fotógrafos tendrán que permanecer en los cubículos durante todo el juego. Se permite cambiar de cubículos únicamente entre entradas. Ninguna pelota puede ser manejada por el personal de prensa durante los juegos, sólo por el recoge pelotas.

PALCO DE CONFERENCIAS: Está localizada en el nivel de "servicio," opuesto del clubhouse de los Astros.

NOTAS: Notas del juego, estadísticas, alineaciones o cualquier otro tipo de información para la prensa está disponible en el palco de prensa dos horas antes del primer lanzamiento. Los resultados y las notas depues del juego estarán disponibles en el mismo lugar.

GUÍAS PARA LA PRENSA: Las guías de los equipos están disponibles en el palco de prensa. Solicite su guía con un representante de las comunicaciones de los Astros.

INTERNET INALÁMBRICO: Acceso inalámbrico al Internet está disponible en Minute Maid Park. Para más información sobre el acceso al Internet, comuníquese con un representante de las comunicaciones de los Astros.

ASTROS EN LA RED: La página oficial en español de los Astros de Houston es, astrosdehouston.com.

MLB PRESS BOX: Al registrarse en www.mlbpressbox.com, los miembros de la prensa tendrán acceso a numerosos recursos de las Grandes Ligas. El tipo de información en esta página incluye: los contactos del departamento de Relaciones Públicas para todos los equipos, estadísticas, datos sobre juegos, archivos de las notas de prensa, suministros de medios, reglas de credenciales, e información sobre las Grandes Ligas y sus entidades. Además, la página ofrece la oportunidad de copiar logotipos de alta resolución de las Grandes Ligas y sus eventos especiales, y de los 30 equipos, al igual que fotos de los jugadores, entrenadores, árbitros y algunos ejecutivos.

HORARIO

Inicios de los juegos:

1:10 p.m.

8:00 a.m. - 9:00 a.m.
9:00 a.m. - 10:00 a.m.
10:30 a.m. - 11:30 a.m.
11:30 a.m. - 12:20 p.m.
12:20 p.m.

6:10 p.m.

1:00 p.m. - 2:00 p.m.
2:00 p.m. - 3:00 p.m.
3:30 p.m. - 4:30 p.m.
4:30 p.m. - 5:20 p.m.
5:20 p.m.

7:10 p.m.

2:00 p.m. - 3:00 p.m.
3:00 p.m. - 4:00 p.m.
4:30 p.m. - 5:30 p.m.
5:30 p.m. - 6:20 p.m.
6:20 p.m.

Ejercicio temprano para el equipo visitante
Ejercicio temprano para los Astros
Práctica de bateo de los Astros*
Práctica de bateo para el equipo visitante
Miembros de los medios de comunicación deben abandonar el terreno
Personal de mantenimiento de campo
Encuentro arbitral, salida del equipo al campo y primer lanzamiento

12:20 p.m. - 12:50 p.m.
1:05 p.m. - 1:10 p.m.

5:20 p.m. - 5:50 p.m.
6:05 p.m. - 6:10 p.m.

6:20 p.m. - 6:50 p.m.
7:05 p.m. - 7:10 p.m.

Todos los horas están sujetas a cambiar. Desde el 1ro de septiembre, la programación antes de los juegos podría cambiar debido a la expansión de los rosters.

*Normalmente los Astros no batean en el terreno antes de los juegos de 1:10 p.m.

AL AIRE

Las transmisiones de los Astros cubren el estado de Texas y la costa del Golfo en casa o de gira en la radio y en la televisión.

- KTRH 740 AM y KBME 790 AM funcionan como las estaciones principales de las más de 30 estaciones de la red de Los Astros. Transmiten la mayoría de los juegos del entrenamiento primaveral y todos los juegos de la temporada regular.
- KEYH 850 AM y KNTE 101.7 FM funcionan como la estación principal en español de los Astros.
- AT&T SportsNet exclusivamente provee cobertura de los Astros en casa y de gira.

ASPECTOS SOCIALES

Los Astros mantienen una presencia activa en las redes sociales y continuarán siendo activos en el 2020. Los Astros interactúan, entretienen e informan a los aficionados a través de varias plataformas digitales, incluyendo Facebook ([Facebook.com/AstrosdeHouston](https://www.facebook.com/AstrosdeHouston)), Twitter (@astros and @losastros), Instagram (@astrosbaseball), Snapchat (Astros), el blog del equipo Mission Control, y AstrosdeHouston.com. Para asuntos relacionados al servicio al cliente, sigue la nueva cuenta del equipo en Twitter @astrosassist. En el 2020, fanáticos disfrutarán de acceso privilegiado a los jugadores y ejecutivos de los Astros, eventos especiales, regalos exclusivos para los fanáticos a través de una variedad de plataformas y más interacción con los fanáticos. conversaciones con nuestros fanáticos y contamos los días que faltan hasta una temporada 2020 muy social!



MAJOR LEAGUE BASEBALL DRESS GUIDELINES

Major League Baseball requests members of the media covering our games to dress in an appropriate and professional manner that reflects their respect for their colleagues, the teams and the players they are covering. Clubhouses, dugouts, press boxes, interview rooms and the playing field are working areas, and MLB expects members of the media to adhere to a business casual dress code. In that regard, media members are requested to adhere to following dress guidelines:

- Flip-flops are not permitted in clubhouses
- Jeans should be clean, neat and presentable (e.g., Ripped jeans should be avoided)
- T-shirts bearing offensive, disrespectful or inappropriate messages are not permitted
- Clothing bearing MLB club logos should not be worn in press areas
- Clothing should be appropriate for a business casual work environment. The following are some non-exclusive examples of apparel that should be avoided:
 - » Sheer or see-through clothing
 - » Excessively short skirts, dresses or shorts (e.g., Cut more than 3-4 inches above the knee)
 - » Tank tops, muscle shirts, one-shouldered or strapless shirts
 - » Clothing exposing bare midriffs or visible undergarments

We ask all members of the media to respect these guidelines. MLB will consider appropriate actions in those cases in which the guidelines are violated.



LAS GRANDES LIGAS DE BÉISBOL PAUTAS DE VESTUARIO

Las Grandes Ligas de Béisbol (MLB) solicitan a los miembros de los medios de comunicación que cubren nuestros partidos que se vistan de una manera apropiada y profesional y que refleje su respeto por sus colegas, los equipos y los jugadores que cubren. Las casas club, los dugouts, las áreas de prensa, las salas de entrevista y el campo de juego son áreas de trabajo, y MLB cuenta con que todos los miembros de los medios de comunicación observen su código de vestir ejecutivo casual. Al respecto, les pedimos tener en cuenta las siguientes directrices en su vestuario:

- Las chancletas (flip-flops) no se permiten en las casas club.
- Los jeans deben estar limpios, y en buena condición (e.g. evitar los jeans rotos)
- Las camisetas que llevan mensajes ofensivos, irrespetuosos o inapropiados no están permitidas.
- Prendas con logos de clubs de MLB no se deben usar en las áreas de la prensa
- El vestuario debe ser apropiado a un ambiente de trabajo de negocios informal. Los siguientes son algunos ejemplos no-exclusivos de prendas que se deben evitar:
 - » Ropa transparente
 - » Faldas, vestidos o shorts excesivamente cortos (e.g. más de 3-4 pulgadas arriba de la rodilla)
 - » Camisetas sin mangas, "muscle shirts", camisas de un solo tirante o camisas sin tirantes
 - » Ombligueras o prendas que dejen al descubierto la ropa interior

Les pedimos a todos los miembros de los medios de comunicación que respeten estas directrices. MLB considerará tomar las acciones apropiadas que sean del caso cuando considere que han sido violadas.



Major League Baseball
Online Audio, Photography and Video Rules

The following are rules established by Major League Baseball regarding the usage of audio, photos and video online during the regular season by non-rightsholders.

- 1) Any media member credentialed to cover a Major League game must notify and receive permission from the host club or Major League Baseball that he/she intends to post audio or video content online.
- 2) The gathering of audio and video content in clubhouses pre-game and post-game is subject to the host club rules regarding electronic media access.
- 3) The manager's pre-game media availability may not be carried live and audio and video postings may be no longer than 120 seconds.
- 4) One-on-one interviews that are posted online with players, team personnel and baseball officials must be pre-arranged, can be posted for a maximum of 72 hours, must be no longer than 120 seconds long and cannot include any game highlights.
- 5) Any video captured within the ballpark, excluding press conferences, must be limited to 120 seconds and cannot be carried live.
- 6) No live or taped audio or video is permitted to be captured by any entities other than rightsholders from 45 minutes prior to game time until the game has concluded.
- 7) The post-game manager's press conference may be captured via video and audio and posted online but may not be carried live. This specific content may be archived for 72 hours.
- 8) Entities credentialed for photography may transmit on-line or display up to seven still pictures or photographs of any Game during its progress; provided, however, that under no circumstances may Bearer display any more than seven still pictures or photographs of any Game during its progress regardless of whether Bearer obtained such pictures or photographs at the Game.



TODD KALAS

TV PLAY-BY-PLAY BROADCASTER



- The 2020 season marks Todd Kalas' fourth as the Astros play-by-play voice on television. Kalas, who is the son of Hall of Famer and former Astros broadcaster Harry Kalas, has 28 seasons of experience as a broadcaster in professional baseball.
- Prior to joining the Astros in 2017, Todd spent the previous 19 seasons (1998-2016) as part of the Tampa Bay Rays TV broadcast team. While his primary duties for the Rays were as pre- and postgame host and in-game reporter, Kalas also handled play-by-play duties for hundreds of Rays games on both television and radio during his time there.
- Known for his distinctive voice and personality, Kalas grew to be a popular figure with Rays fans as a result of his work on the broadcasts and was a three-time Suncoast Emmy award winner.
- Prior to joining the Rays, Kalas also worked with the New York Mets radio (1992-93) and Philadelphia Phillies television (1994-96) broadcast teams.
- A native Houstonian, Todd was born at St. Luke's Episcopal Hospital in Houston while his father, Harry, served as an Astros broadcaster from 1965-70. Harry would later call Phillies games from 1971-2009 en route to a Hall of Fame career. When the Phillies and Rays met in the 2008 World Series, Todd and his father called an inning together on radio during Game One of the Fall Classic.
- Kalas graduated with a degree in broadcast journalism from Syracuse University, and began his baseball career with the Louisville Redbirds in 1991.
- In the off-season, he has handled college football, basketball and baseball play-by-play as well as being a studio host for NHL and NBA teams.
- Kalas and his wife, Michele, reside in Houston.



GEOFF BLUM

TV COLOR BROADCASTER



- Geoff Blum returns for his eighth season with the Astros TV broadcast team in 2020, his fourth as the everyday color analyst for Astros telecasts. Blum, who retired after 14 Major League seasons as an infielder (1999-2012), made the transition from the playing field to the broadcast booth in 2013.
- During his playing career, Blum had two stints with the Astros, totaling five seasons in Houston (2002-03, 2008-10). Over the course of his tenure with the Astros, Blum hit .259 with 228 RBI, 46 homers, 77 doubles and a .711 OPS.
- A switch-hitter, Blum was known as one of the top pinch-hitters and utility players in the game, appearing at all four infield positions for nine straight seasons (2000-08). He appeared in the postseason three times in his career (2005-06, 2011).
- Geoff and his wife, Kory, have four daughters: Mia Lea and triplets Ava, Audrey and Kayla.



JULIA MORALES

TV SIDELINE REPORTER



- Julia Morales returns for her eighth season as the Astros TV sideline reporter. As a reporter and anchor for AT&T SportsNet, Morales serves as the primary in-game reporter on Houston Astros telecasts. She recently won an Emmy for her work on AT&T SportsNet's weekly show *Astros Bases Loaded* and created a fan-favorite segment with Astros manager AJ Hinch called *Covering All the Bases*.
- Before moving to Houston, she worked as a sports reporter for Time Warner Cable News, formerly YNN in Austin, covering a wide range of sporting events including the Super Bowl, NBA Finals, World Series, and College Baseball World Series.
- Prior to joining the Time Warner Cable sports crew, Julia was the weekend sports anchor/reporter for KYTX-TV in Tyler, Texas. Julia began her television career at KTEN-TV in Denison, Texas.
- A native of Crandall, Texas, Morales spent two years as a "World Famous Kilgore College Rangerette" before graduating from UT Austin where she was a member of Texas Pom for the Longhorns' 2005 National Championship season.
- Julia is extremely passionate about animals and serves on the Board of Directors for Houston Pets Alive!, a no-kill animal rescue. She and her husband, Matt, foster rescue dogs in the offseason.



ROBERT FORD

RADIO BROADCASTER



- Robert Ford was named to the Astros radio broadcast team to work alongside Steve Sparks as the play-by-play commentator on Feb. 13, 2013. He enters his eighth season on the Astros radio broadcast.
- Prior to joining the Astros, Ford had served as the radio pre- and postgame host for Kansas City Royals games on 610 AM KCSP, the Royals flagship station, since 2009.
- He has seven years of experience broadcasting minor league baseball, having called more than 800 games during stints with the Binghamton Mets, Kalamazoo Kings and Yakima Bears. Ford was twice named Frontier League Broadcaster of the Year (2003 and 2004). He also has extensive play-by-play experience in college basketball, including calling games for ESPN the past two seasons.
- He is a 2001 graduate of Syracuse University, where he earned a bachelor's degree in broadcast journalism.
- Ford has twice been a finalist for the Esurance MLB Award for "Best Call, TV/Radio," including in 2017 for his call of Alex Bregman's walk-off RBI single in Game 5 of the World Series.
- Ford lives in Houston and has a daughter, Elena.



STEVE SPARKS

RADIO BROADCASTER



- Steve Sparks was named to the Astros radio broadcast team to work alongside Robert Ford as the color commentator on Feb. 13, 2013. He enters his eighth season on the Astros radio broadcast.
- Sparks has served as a pre- and postgame analyst for Astros television games over the last several seasons and has also filled in as a color analyst on Astros radio and television broadcasts.
- A knuckleballer in his playing days, Sparks pitched in the Major Leagues in parts of nine seasons (1995-2004) for the Brewers, Angels, Tigers, A's and Diamondbacks. His best season was in 2001 while with Detroit when he went 14-9 in 35 appearances (33 starts) with a 3.65 ERA while leading the Majors in complete games with eight. He also tallied a career high in innings pitched (232.0) that season.
- Sparks attended Sam Houston State University, where he led the Bearkats to back-to-back Gulf Star Conference baseball titles and an NCAA Division II Regional playoff appearance in 1986 and again in the school's first year at the Division I level in 1987. On Nov. 3, 2017, Sparks was inducted into the Sam Houston Letterman's Association Hall of Honor.



MATT BOLTZ

RADIO BROADCAST ENGINEER



- Matt Boltz enters his sixth season with the Houston Astros and his 20th overall season in Major League Baseball.
- Boltz is the Radio Broadcast Engineer & Producer for the Astros Radio Network. He generates, maintains and produces all live audio for the entire Spring Training, regular season & postseason schedule. In addition, he orchestrates all broadcast material, live commercial inventory, promotions and live interviews with the broadcasters, the front office, the radio flagship and the entire radio network.
- His offseason duties include editing and archiving all recorded sound, managing and servicing technical elements and assisting with network affiliate relations. Boltz also engineers and produces Astroline, the Astros weekly offseason hot stove radio show which has been on the air since 1988.
- Prior to joining the Astros, Boltz served as the Radio Producer Engineer for the Chicago Cubs Radio Network from 2001-2014. During that time, he also engineered game broadcasts for WGN Chicago and Northwestern Wildcats basketball and football programs.
- Boltz resides in Pearland, Texas, with his wife, Melissa, and their two children: Emma Lucille and Theodore Matthew.



FRANCISCO ROMERO

SPANISH RADIO BROADCASTER



- Francisco Romero enters his 13th season of play-by-play on the Astros Spanish radio network.
- Francisco joined the Astros in 2008 after spending five seasons broadcasting Milwaukee Brewers games in Spanish on Telemundo Wisconsin. His Major League broadcasting experience also includes selected Minnesota Twins games over five seasons from 2003-08.
- His Major League broadcast debut was for the Arizona Diamondbacks on Telemundo Arizona in 1999, and he spent two years on Diamondbacks broadcasts from 1999-2000.
- Other Major League broadcasting experience includes select games on Spanish Radio with the Cincinnati Reds in 2005. He also spent four seasons as the play-by-play broadcaster and pre- and postgame show producer on Spanish radio broadcasts for the Triple A Tucson Sidewinders of the Pacific Coast League.
- Additional sports broadcasting experience includes both football and basketball for the University of Arizona Spanish Radio Network (1999-present), as well as three seasons on the Arizona Cardinals radio halftime report.
- In 2015, Francisco and his broadcast partner Alex Treviño had the distinction of starting the Spanish broadcast efforts for the Kansas City Royals as they were asked to simulcast for both markets (Houston and Kansas City) during the Royals Hispanic Heritage Celebration while playing the Houston Astros. The duo also currently produce a series of webisodes that can be found on the Astros Spanish social media channels.
- Francisco has been part of three Spanish broadcast effort debuts (Brewers, Reds and Royals) and is the only Spanish broadcaster to have broadcast games for six different Major League Baseball teams (Diamondbacks, Brewers, Twins, Reds, Royals and Astros).
- In addition to broadcasting baseball games, Francisco was the English as a Second Language instructor for the Arizona Diamondbacks and the Chicago White Sox (extended Spring Training) players from 1998 - 2001.
- A graduate of the University of Arizona, Francisco spent 10 years as the sports anchor for the Telemundo affiliate in Tucson, Arizona, as well as one year as general assignment reporter.
- Francisco has been behind the microphone with the Houston Astros as he has called (4) no-hitters and (1) perfect game.
- As a sports anchor/reporter for Telemundo Francisco covered some of the most important sports events in the world such as: MLB World Series, MLB All-Star Games, Super Bowl Games, NBA Finals, the Road to the World Cup, NCAA Basketball Tournaments, NCAA Softball Tournaments, NCAA Baseball Tournaments, NASCAR and Championship Boxing.
- In 2005, Francisco was inducted into his High School Media Hall of Fame, Pueblo High School in Tucson, Ariz. Francisco was also elected to the Pueblo High School Warrior Foundation Hall of Fame Class of 2017.
- He earned a 2004 Emmy Award from the Rocky Mountain Chapter in the sports reporting category; that same year he also earned the Communicators Award for sports reporting. In 2003, the Arizona Daily Star named him as one of the Top 100 Sports Figures of Southern Arizona.
- In 2014, Francisco was invited to Nicaragua by the Association of Sports Broadcasters of Nicaragua to speak on Major League broadcasting.
- Francisco was ranked No. 3 in the Top 100 Sports Figures of Southern Arizona by the Arizona Daily Star, behind Astros pitching coach Brent Strom and former Astros bullpen coach Craig Bjornson in 2017.



ALEX TREVIÑO

SPANISH RADIO BROADCASTER



- Alex Treviño returns for his 25th season of analysis on the Astros Spanish radio network.
- A native of Monterrey, Mexico, he spent 13 seasons in the Majors, primarily as a catcher, including the 1988-90 seasons with the Astros. He also spent time with the Mets, Reds, Braves, Giants and Dodgers.
- Alex hit a career-high .290 while serving as Houston's backup catcher in 1989 and hit .364 (32x88) in 25 starts.
- He played in 939 Major League games and had a .249 lifetime average.
- Alex joined the broadcast booth in 1996 and has called more than 3,000 Astros games, seven postseason appearances and the 2005 World Series run.
- As of 2020, Alex's 25 seasons in the broadcast booth are the most in franchise history by a Spanish broadcaster, besting Orlando Sanchez Diago's record of 21 years.
- In September 2014, Alex was inducted into the Houston Baseball Media Wall of Honor for his significant and lasting contributions to the landscape of Houston baseball through his work in broadcasting.



STEVE GRANDE

SENIOR MANAGER, COMMUNICATIONS



- Steve Grande (@AstrosGrande) is in his 13th season (2008-20) as a full-time member of the Houston Astros Communications staff, his fourth as Senior Manager of Communications.
- In addition to his day-to-day media relations and communications duties, Grande is responsible for coordinating front office, manager, coach, and player interview and photo requests, producing the Astros media guide, overseeing the production of the department's baseball information, reviewing all season credential requests and is the media and scheduling coordinator for the Shriners Hospitals for Children College Classic and the Houston Winter Invitational.
- Grande travels on the majority of the club's road trips and has traveled on select road trips in each of his 12 full-time seasons. He has worked 13 Spring Trainings, 10 playoff series (2019 ALDS, 2019 ALCS, and 2019 WS; 2018 ALDS and 2018 ALCS; 2017 ALDS, 2017 ALCS and 2017 WS; 2015 ALDS; 2010 NLCS) and the 2015 AL Wild Card Game, as well as the 2017 and 2018 Major League Baseball All-Star Game. Additionally, he helped plan and coordinate the media aspects of MLB's 2012 and 2013 Urban Invitational in Houston.
- Prior to joining the Astros full-time in 2008, Grande split his 2007 season interning in the Media Relations departments for the then Florida Marlins and the Astros.
- Grande also has experience outside the sports industry while working at two different public relations entities, both based out of Austin, Texas. In 2006, Grande got his professional start as an intern with BookPros Publishing Company in their publicity department. He moved on to intern for the public relations agency GCI Read-Poland in their public affairs department before leaving to pursue a career in sports.
- Grande received his bachelor's degree in public relations with a minor in business from Texas State University-San Marcos in May of 2006. A native Houstonian, Grande graduated from Klein Oak High School in Spring, TX. He resides in Tomball with his wife, Ginny, and their two-year-old son James.



CHRIS PEIXOTO

MANAGER, COMMUNICATIONS



- Chris Peixoto is in his ninth season as a full-time member of the Astros Communications staff (2012-20), and his third as Manager of Communications.
- Peixoto contributes to all aspects of the club's baseball information, coordinates front office, manager, coach and player interview requests, writes content for the Astros media guide, manages the club's minor league information and media requests, and handles all Spring Training credential requests.
- Peixoto travels with the club on road trips throughout the year and has worked the entirety of Spring Training in every year since 2014. He has worked nine playoff series with the Astros, including the 2017 and 2019 World Series, and assisted Major League Baseball with the 2016 ALCS in Toronto.
- Peixoto first joined the Astros Media Relations department as a summer intern in 2010, before serving as a Baseball Operations intern with the club during the 2011 season.
- Peixoto received his Bachelor of Science degree in sport management from the University of Massachusetts in May 2012. During his four years at UMass, he was an intern in the school's athletic media relations department. Peixoto also served an internship with the Kraft Sports Group in the summer of 2009.
- A native of Dighton, Mass., Peixoto graduated from Dighton-Rehoboth Regional High School in 2008. He currently resides in Houston with his wife, Angela.



MESHACH SULLIVAN

COORDINATOR, COMMUNICATIONS



- Meshach Sullivan is in his second season as a full-time member of the Houston Astros Communications staff.
- In addition to contributing to the day-to-day media relations responsibilities, Sullivan oversees media credentials, prepares the press box for every home game, writes content for the Astros media guide and contributes to the Astros Gameday Magazine.
- Sullivan first joined the Astros Communications department as a summer intern in 2018.
- Before joining the Astros organization full-time, Sullivan was a full-time High School Sports Reporter for The Beaumont Enterprise. Sullivan received his bachelor's degree in broadcast journalism from Texas Southern University in May of 2017.
- While at TSU, Sullivan was an intern at The Houston Forward Times and received a scholarship from the National Newspaper Publishers Association (Black Press of America). After graduating from TSU, Sullivan became a freelance sports reporter for the Houston Chronicle and The Galveston Daily News.
- A native of La Marque, Texas, Sullivan graduated from Dickinson High School in Dickinson, TX.



ALEX BIERENS DE HAAN

TEAM PHOTOGRAPHER



- Alex Bierens de Haan enters his sixth season with the Houston Astros, his fifth as Team Photographer.
- Alex first joined the Astros in April 2015. Along with shooting every Astros home game, he is responsible for all of the photography needs within the organization including event photography, digital archiving, photo requests, photo editing, shoot planning and creative content production.
- Alex moved to the United States in 2013 from his hometown of Sydney, Australia. Prior to joining the Astros, Alex lived in New York City where he worked as a freelance photographer with companies including Madison Square Garden, the New York Mets, the Prudential Center, Nike, Winter X Games and US Open Tennis.



BOB FORD

ASTROS PA ANNOUNCER



- The 2020 season marks Bob's 27th as the Astros Public Address Announcer.
- Bob first joined the Astros in 1994 and has been with the organization ever since, announcing the final six seasons in the Astrodome as well as the MLB All-Star Game in 2004, the Astros World Series run in 2005 and the Astros World Series Championship in 2017.
- He began his career as a PA announcer at Galveston's Pony-Colt Stadium at the age of 13 where he played shortstop and first base two nights a week and served as PA the other three nights.
- Bob started in radio at the age of 15 at Galveston's KGBC and KILE stations. He spent more than 20 years on the radio in the Houston market on KXYZ, KAUM, KSRR 97 Rock, KLOL Rock 101 and KZFX Z107 where he worked with longtime Houston DJ Crash Collins on the "Bob & Crash" morning show.
- He also served as the backup PA announcer for the Dallas Cowboys at Texas Stadium, and was the image voice for the Cowboy's Silverstar Network.
- Bob currently owns and operates Bob Ford Productions, Inc. and has been doing voice-overs for radio and TV since 1986. He voiced award-winning projects for PBS, Showtime, Encore and Cartoon Network as well as TV and radio stations coast to coast.
- The 2018 season also marks Bob's fifth as the PA Voice of TDECU Stadium for University of Houston football.
- Bob is married to the former Pamela Terry from Humble, Texas. He has three sons: Chris (27), Charlie (25) and Colton (22).
- He is a fifth-generation Galvestonian, and still lives on the island.



MINUTE MAID PARK



The 2020 season marks the 20th anniversary of Minute Maid Park. The venue has hosted numerous special events, including the 2004 All-Star Game and Home Run Derby, the World Series (2005, 2017, 2019), the 2014 Civil Rights Game, Super Bowl LI Opening Night, major concert events, weddings, graduations and galas.

The year 2000 saw something the grand old game of baseball had not experienced since 1964 — a Major League team in Houston playing on natural grass outdoors. While clear skies and real grass were welcome additions for fans, the Bayou City hardball-faithful also enjoyed another first, Minute Maid Park's 242 foot-tall retractable roof. More than 3 million fans embraced the new ballpark in its inaugural season. Since then, the club has welcomed more than 44 million visitors during the facility's 18-season tenure.

Minute Maid Park has become a welcome home for the Houston Astros and has ushered in a new era of Major League sports in the city. With the downtown ballpark, Houston continues to stand on the forefront of modern stadium construction that began with the club's previous home — the Astrodome. The park's retractable roof brought open-air baseball to Houston for the first time in 35 years, and the natural grass field and classic architecture provided the opportunity of capturing the same atmosphere from the great ballparks of baseball's golden age.

Approval of the ballpark, however, was not limited to the applause of the fans. Less than one calendar year after its opening, Minute Maid Park had already been recognized on local, state and national levels with several awards. The following are the first three major awards with which the new home of the Astros were honored:

- **Greater Houston Preservation Alliance, 2000 Good Brick Award.** The President's Award was presented to former owner Drayton McLane, the Astros and the Harris County-Houston Sports Authority for the renovation of the 1911 Union Station building. The Good Brick Awards are presented annually in recognition of leadership and excellence in historic preservation.
- **Most Outstanding Civil Engineering Project.** This honor came from the Texas Section of the American Society of Civil Engineers (ASCE), a professional organization that represents the vast majority of civil engineers.
- **National Honor Award for Engineering Excellence.** This national recognition for engineering excellence came from the American Consulting Engineers Council (ACEC). This honor stamped Minute Maid Park as one of the top 24 engineering projects among all buildings and civil works projects nationally.

LOCATION: Minute Maid Park is located at 501 Crawford Street on the northeast end of downtown Houston.

Situated near the George R. Brown Convention Center, Discovery Green and BBVA Compass Stadium, the ballpark is located one block west of U.S. 59 and is bound by Congress Avenue on the north, Texas Avenue on the south, Crawford Street on the west and Hamilton Street on the east.

HISTORY: The idea for a public-private financing drive for a downtown Houston ballpark was conceived in 1996.

Fourteen leading Houston companies joined together to form the Houston Sports Facility Partnership. The Partnership agreed to provide a \$35 million interest-free loan with no repayment due until 10 years of ballpark operation had passed. With the Partnership's initial commitment, the Harris County-Houston Sports Authority had the support it needed to present a ballpark proposal to the public in November 1996. Voters approved the \$250 million project.





ALL-STAR GAME: In 2004, Minute Maid Park played host to the 75th Major League Baseball All-Star Game. More than 350,000 people participated in All-Star Week activities, which included the Futures Game, the Legends/Celebrity Softball Game, and the Home Run Derby - all of which took place at Minute Maid Park - in addition to the John Hancock All-Star Fan Fest. The week culminated with the All-Star Game and a 9-4 American League win over the National League squad. Four Astros played for the National League squad, including the NL starting pitcher Roger Clemens, Carlos Beltran, Jeff Kent and Lance Berkman.

FIRST GAMES: The Houston Astros and New York Yankees played an exhibition game on March 30, 2000, with Houston winning 6-5. The Astros hosted the Philadelphia Phillies in the first official regular-season game on April 7, 2000, with Philadelphia winning 4-1.

ARCHITECT: The Architect of Minute Maid Park was HOK Sports Facilities Group, along with Construction Manager Brown & Root Services, a business unit of Halliburton Company.

THE NAME: On June 5, 2002, the Houston Astros and The Minute Maid Company announced that they had expanded their relationship to create a long-term marketing and community partnership. The multi-year partnership agreement included naming rights for the downtown ballpark, rechristening the field "Minute Maid Park."

The partnership agreement also stipulated the pouring rights for products of The Coca-Cola Company, ongoing advertising and marketing programs, and a commitment by Minute Maid to support youth baseball programs in the Houston area.

The Minute Maid Company is an operating unit of The Coca-Cola Company and the flagship of its worldwide fruit beverage business. The Minute Maid Company has been headquartered in Houston since 1967.

Houston's downtown ballpark was originally named Enron Field on April 7, 1999, and was renamed Astros Field on Feb. 27, 2002, by an agreement between the Houston Astros and Enron Corporation.

SIZE: The building dimensions cover 28.97 acres of gross square footage, a total of 1,263,240 square feet. The height is 93 feet to the last seating tread, equivalent to a nine-story building.

TRAIN: A replica of a 19th century locomotive (circa 1860) and linked coal tender is a fan favorite. The train provides an architectural icon which combines sight, sound and motion for a dynamic entertainment and celebration feature. It also provides a link to the past for Houston and the Union Station site. The train was designed by Uni-Systems and built by SMI & Hydraulics, which also provided the transporters for the retractable roof. Weighing close to 50,000 pounds, the train runs some 800 feet along the low roof track on the west side of the ballpark.

INAUGURAL GAME



NEW YORK YANKEES VS. HOUSTON ASTROS MARCH 30, 2000

	R	H	E
New York	000	005	000
Houston	002	000	04x
	6	9	1

HR: New York - O'Neill, Ledee
HR: Houston - Ward
 Clemens, Erdos (6) and GRIMSLEY (7)
 Gooden, Cabrera (6), Perez (7),
 J. POWELL (8), Wagner (9, 5)
Time: 2:50 **Attendance:** 40,624

LINEUPS

Yankees	Astros
Knoblauch, 2b	Biggio, 2b
Jeter, ss	Cedeno, cf
O'Neill, rf	Bagwell, 1b
Williams, cf	Caminiti, 3b
Martinez, 1b	Alou, rf
Spencer, lf	Hidalgo, lf
Posada, c	Meluskey, c
Brosius, 3b	Bogar, ss
Clemens, p	Gooden, p

REGULAR SEASON OPENER



PHILADELPHIA PHILLIES VS. HOUSTON ASTROS APRIL 7, 2000

	R	H	E
Philadelphia	000	000	220
Houston	000	000	100
	4	6	0
	1	5	0

HR: Philadelphia - Rolen, Gant
HR: Houston - Hidalgo
 WOLF, Gomes (8, 5)
 DOTEL, Henry (7), J. Powell (9)
Time: 2:43 **Attendance:** 41,583

LINEUPS

Phillies	Astros
Glanville, cf	Biggio, 2b
Gant, lf	Cedeno, cf
Abreu, rf	Bagwell, 1b
Rolen, 3b	Caminiti, 3b
Brogna, 1b	Alou, rf
Lieberthal, c	Hidalgo, lf
Morandini, 2b	Eusebio, c
Arias, ss	Bogar, ss
Wolf, p	Dotel, p

TABLE OF
CONTENTS

PLAYERS

PLAYER
DEVELOPMENT

2019 REVIEW

OPPONENTS

HISTORY
AND RECORDS

SPRING TRAINING

MEDIA
INFORMATION

MINUTE MAID
PARK



UNION STATION: According to HOK's design platform, the most literal tie between Houston's past and its new ballpark is a physical line to Union Station. On March 2, 1911, Houston's second downtown Union Station, rebuilt at a cost of \$500,000, opened its doors for the first time. In the 104 years since, it has served as an epicenter of the city's population growth, been a catalyst for commercial evolution, and become an identifying landmark within the downtown skyline.

Houston was once described as "Where 17 Railroads Meet the Sea". An article in a 1913 issue of "The Rotarian" called Houston the "City of First Consideration" and "The Largest Manufacturing City in the Southwest." Union Station was at the center of it all, the hub of a strong industrial municipality that specialized in oil, rice, sugar and lumber. The historic landmark has also served as a shelter for hurricane refugees and has been visited by Presidents of the United States.

Trains with names such as Acadian, Argonaut, Katy Flyer, California Special, Lone Star, Orleanean and Pioneer made hundreds of stops at Union Station during its active period (1911-1974). Other trains with monikers such as Sam Houston Zephyr, Southerner, Sunset Limited, Sunshine Special, Texas Chief, Texas Eagle, Texas Rocket and Valley Eagle routinely picked up passengers there as well.

The first-floor Great Hall still includes much of Union Station's original architectural work. It currently serves as a general reception area for guests, functions as an event space, and houses the Astros Team Store. Each Astros fan who enters Minute Maid Park through Union Station retraces the steps of passengers who boarded trains in another era.

Today, the conference rooms and event spaces occupying the second and third floor of the renovated Union Station at Minute Maid Park (open 365 days a year) are named after some of the trains listed above. They are honored as both a tribute to hardworking rail personnel and in remembrance of Union Station's historic importance.

The Houston Astros executive offices occupy the fourth and fifth floors of the building. The sixth floor houses the Roof Deck and Club House at Union Station, where groups of up to 100 people can watch Astros baseball with scenic views of downtown Houston as a backdrop.

Though it sat vacant for a quarter century from 1974-1999, the former transit hub has re-taken its rightful place on the Houston skyline, now serving as the gateway to Astros baseball and remaining an important landmark in downtown Houston.



MINUTE MAID PARK FIRSTS

First Game:	April 7, 2000 vs. Philadelphia Phillies
Attendance:	41,583
Astros Starting Lineup:	2B Craig Biggio, CF Roger Cedeno, 1B Jeff Bagwell, 3B Ken Caminiti, RF Moises Alou, LF Richard Hidalgo, C Tony Eusebio, SS Tim Lincecum, P Octavio Dotel
First Pitch:	Dotel (called strike)
First Game Time And Temperature:	7:08 p.m. CDT, 79 degrees
First Batter:	Phillies CF Doug Mientkiewicz
Winning Pitcher:	Phillies LHP Randy Wolf
Losing Pitcher:	Dotel
First Save:	Phillies RHP Wayne Gomes
First Hit:	Glanville singled to right to lead off the game
First Astros Hit:	Biggio singled to Center to lead off the bottom of the 1st
First Run:	Phillies 3B Scott Rolen homered to left field to lead off the 7th
First Astros Run:	Hidalgo homered to center field in the 7th
First Single:	Glanville in the 1st
First Double:	Phillies 1B Rico Brogna in the 7th
First Triple:	Astros SS Tim Lincecum in the 2nd on April 8 vs. Philadelphia
First Home Run:	Rolen in the 7th
First Astros Home Run:	Hidalgo in the 7th
First Grand Slam:	Astros 3B Ken Caminiti off Brewers LHP Scott Karl on May 9
First Inside-the-park Home Run:	SS Adam Everett on Aug. 6, 2003 off New York Mets LHP Pedro Feliciano
First RBI:	Rolen in the 7th inning
First Putout:	Eusebio on a strikeout of Phillies LF Ron Gant
First Error:	Phillies C Tom Prince in the 5th inning trying to catch Biggio stealing second on April 8
First Stolen Base:	Glanville stole second after his leadoff single
First Caught Stealing:	Phillies RF Bobby Abreu in the 4th inning (Eusebio To Bogar) on April 9
First Strikeout:	Gant swinging in the 1st inning
First Walk:	Bagwell in the 1st inning
First Day Game:	Saturday, April 8, 2000 At 2:05 p.m. vs. Philadelphia
First Cycle:	Diamondbacks LF Luis Gonzalez on July 5
First Astros Cycle:	Bagwell, July 18, 2001 vs. St. Louis
First No-Hitter	Mike Fiers, Aug. 21, 2015 vs. LAD



PLAYING FIELD: Featuring Platinum TE Paspalum grass, the playing surface covers 2.5 acres. The drainage and irrigation systems include 6,682 linear feet of perforated pipe and 4,406 linear feet of PVC pipe, respectively. A total of 51 irrigation heads help make the job for Head Groundskeeper Izzy Hinojosa and his staff much easier.

All grassed areas of the playing field are also constructed to USGA golf green construction specifications, allowing for excellent drainage and a growing media which is ideal for maintaining high-performance turfgrass.



SOUNDS: More than 400 speaker cabinets are scattered throughout the seating areas and almost 1,000 are found along the concourses. The speakers are distributed throughout the ballpark to have cabinets as close to the fans as possible.

THE ROOF: Architects from the HOK Sports Facilities Group recommended early on that a retractable roof would be appropriate for the Texas climate. Since building the first retractable-roof ballpark – the Skydome in 1989 – designers have crafted several kinds of retractable roofs. Some, for instance, open only over a small central section. The roof at Minute Maid Park, however, retracts completely off the ballpark to reveal the largest open area of any retractable roofed baseball stadium in existence today. A total of 50,000 square feet of glass in the west wall of the retractable roof gives fans a view of the Houston skyline, even when the roof is in the closed position.

Uni-Systems provided the technical expertise to design the best roof structure for Minute Maid Park. Mechanized roof panels open and close in 14-20 minutes. The roof moves back and forth an estimated 160 times a year, a distance of 14.6 miles. To cover the ballpark, steel panels roll in sequence along tracks on the east and west sides of the stadium. When the roof is open, the southern and northern panels, each of which measures 537 by 120 feet and weighs 1,905 metric tons, rest at the north end below the large middle section with its dimension of 589 by 242 feet and a weight of 3,810 metric tons. Designers determined the roof's shape – lower side panels flanking the high center panel – by tracking a batted baseball's hyperbolic flight path. Forged steel wheels, 140 in total, measuring 35 inches in diameter transport the three roof panels.

CONCESSIONS: Prior to the 2014 season the Astros and their exclusive food and beverage partner, Aramark, unveiled a \$1.8 million renovation to Minute Maid Park's main concourse, featuring eight new food and beverage concepts. As part of the transformation to enhance the dining experience, the Astros and Aramark completely overhauled the look and feel of the stands by re-branding each concept with a new name and menu, adding more vibrant signage and lighting, and introducing contemporary color schemes and decor. With the 2014 extension of the Astros and Aramark partnership, future enhancements will continue to incorporate fan feedback and market research into the development and design of new menu concepts and dining options throughout Minute Maid Park. In addition, they will explore new and unique ways to showcase Houston's cuisine and culinary talent, such as local top chef Jimmy Coatsworth who has partnered with Aramark to bring his signature menu items to Minute Maid Park.

TECHNOLOGY: Following the 2010 season, the Houston Astros installed two new, high-definition video boards and a large ribbon board at Minute Maid Park in time for the start of the 2011 Major League Baseball season. The new primary video board is located in right field and measures 54 feet high and 124 feet wide (approximately 6,695 square feet), making it the third-largest board of its kind in the Major Leagues when installed. The Astros previous video board that had been in the ballpark since its inception in 2000 was 26 feet high and 45 feet wide. Additionally, the Astros have the largest video board in the Major Leagues featuring 1080i display format. A smaller video board, measuring 24 feet high by 40 feet wide, was installed in left field, and a ribbon board, stretching from foul pole to foul pole and more than 1,000 feet long, was also added. A speed pitch board and an old-fashioned, manually-operated scoreboard keep fans on top of the action in the ballpark and in every other big league venue. When it opened in 2000, Minute Maid Park was the first major sports facility to feature a closed-captioning board for the hearing impaired. Daktronics, one of the world's largest suppliers of electronic boards, is the company responsible for the Astros new boards. The new state-of-the-art HD video board high atop Minute Maid Park provides fans with award-winning special video features and effects created by Astros Productions.

RENOVATIONS: Prior to the 2017 season, the Astros made major renovations to the center field area. The center field area is now home to new concessions including fan-favorites Shake Shack, Torchy's Tacos and Pluckers, the Lexus Club, retail and more. Following the 2019 season, the Houston Astros renovated the suite level to create the Michelob Ultra Bar. In addition, a new club, The Texas and Crawford Club, was added down the left field line to hold up to 120 people.

MINUTE MAID PARK BY THE NUMBERS

PLAYING FIELD DISTANCES

Left Field Line:	315 ft, 19-ft wall
Left Field Power Alley:	366 ft, 25-ft wall
Center Field:	409 ft, 10-ft wall
Right Field Power Alley:	370 ft, 10-ft wall
Right Field Line:	326 ft, 7-ft wall

BALLPARK TIMELINE

Sept. 1996	Design work begins
Oct. 11, 1996	Conceptual design unveiled
Oct. 30, 1997	Groundbreaking
Oct. 31, 1998	30 percent completed
May 1, 1999	60 percent completed
Jan. 2000	90 percent completed
Feb. 15, 2000	Playing field placed
March 30, 2000	First exhibition home game vs. the New York Yankees
April 7, 2000	First regular-season home game vs. the Philadelphia Phillies
Oct. 7, 2001	First playoff home game vs. the Atlanta Braves
Jan. 2, 2011	Finished installation of HD video board
April 2016	Finished center field renovation

MMP SEATING

Total Seating:	41,168
Diamond Club:	331
Inspireity Club:	178
Lexus Club:	103
Texas and Crawford Club:	120
Field Boxes:	9,548
Dugout:	6,325
Crawford Boxes:	572
Bullpen Boxes:	2,400
Center Field:	481
Club Level:	4,760
Mezzanine:	1,456
Suite Level:	3,681
Terrace Deck:	3,320
View Deck:	7,898
Outfield Deck:	3,071
Disabled Seating (all levels):	741 spaces
Home Plate to First Row Spectator:	49 feet
1st/3rd Baseline to Nearest Spectator:	43 feet
1st/3rd Base to First Row Spectator:	57 feet
Right/Left Field seats to Foul Line:	five feet

MINUTE MAID PARK CONSTRUCTION FACTS

Cost:	\$248.1 million
Design Architect:	HOK Sports Facilities Group
Construction Manager:	Brown & Root Services

BUILDING DIMENSIONS

Gross Square Footage:	28.97 acres (1,263,240 sq. feet)
Footprint:	12.25 acres (533,937 sq. feet)
Site:	38.51 acres (1,677,600 sq. feet)
Height (fixed):	93 feet to the last seating tread, equivalent to a nine-story building

FIELD

Playing Surface:	Platinum TE Paspalum
Size:	2.5 acres
Infield Foundation:	6 inches of clay top-dressed with a thin layer of calcined (fired to 1600 degrees) clay.
Drainage Pipe:	6,682 linear feet of perforated pipe (1.25 miles)
Irrigation Pipe:	4,406 linear feet PVC pipe (.83 miles)
Irrigation Heads:	51 sprinkler heads

MATERIALS

Concrete:	86,350 cubic yards
Rebar:	74,004 tons
Structural Steel:	10,060 tons
Brick:	80,500 cubic yards
Glass:	174,600 cubic yards of glass
Doors:	1,415
Railings:	42,250 feet or eight miles

MOVING ROOF FACTS

Horizontal Dimensions:	
Panels 1 and 3:	120 feet by 537 feet (64,430 square feet)
Panel 2:	242 feet by 589 feet (142,641 square feet)
Total Moving Roof Area:	271,500 square feet
Glass Area at West End:	
Panels 1 and 3:	120 feet by 92 feet high (11,040 square feet)
Panel 2:	242 feet wide by 115 feet high (27,830 square feet)
Total Moving Glass Area:	49,910 sq. feet (1.15 acres)
Height above Short Center Field:	204 feet
Height above Street Level:	242 feet
Truss Depth at Mid-Span:	40 feet
Approximate Weight of Steel:	10,000,000 pounds
Approximate Time to Close/Open:	12-20 minutes

FROM THE OUTSIDE

Enclosed on-site parking:	96 spaces
Reserved on-site parking:	2,040 spaces
Off-site parking:	25,179 within a half mile of the ballpark with street parking excluded
Entry Points:	10
Ticket Windows:	38

CONCOURSES

Miles around Main Concourse:	1/3 of a mile; you would have to circle the concourse 79 times to equal the length of the Houston Marathon.
Main Concourse Width:	45 feet
Upper Concourse Width:	34 feet
Honda Club Concourse Width:	22 feet

PUBLIC RESTROOMS

Total Men's:	29
Total Women's:	30
Total Family:	12
Men's Fixtures:	285
Women's Fixtures:	298
Fixture Ratios:	1 for every 70 women, 1 for every 74 men (assuming 50% male and 50% female spectators, and not including the family toilets.)

HONDA CLUB LEVEL LOUNGES

East Lounge:	22,250 square feet
South Lounge:	24,500 square feet
Total:	46,750 square feet

CONCESSIONS

Concession Stands:	41
Concession Stands (w/built-in stands and bars):	47
Team Retail Stores:	10
Retail Points of Sale:	34
Points of Sale:	311

VERTICAL TRANSPORTATION

Passenger Elevators:	11
Escalators:	13
Public Stairways:	10
Pedestrian Ramps:	1

BEHIND THE SCENES

Press Area:	7,500 square feet
Astros Clubhouse:	2,975 square feet
Visitors Clubhouse:	2,109 square feet
Truck Docks:	8

Architect:	HOK Sports Facilities Group
Contractors:	Brown & Root Construction Barton Marlow Empire Construction
Interior Design:	JKL International
Roof transport system:	Uni-Systems
Structural Steel:	Hirschfeld Steel Company
Scoreboard/Video Board:	Daktronics
Electrical:	Fisk Electric Company
Concrete:	Hensel Phelps Construction
Grass:	Milberger Turf Sales
Exterior glass:	Standard Glass & Mirror
Union Station:	The Trevino Group
Mechanical:	Way Engineering Company

2000 George Strait Music Festival	University of Houston Downtown Commencements (Fall and Spring)	President Obama Inauguration
Annual Houston College Classic	Redstone Golf Event celebrating the life of Butch Harmon (with Fred Couples and other professional golfers)	Paul McCartney 2012 "On the Run Tour"
One Houston United Fundraiser for Hurricane Allison	Madonna's 'Sticky & Sweet' tour, 2008	Reynold and Jay-Z "On the Run Tour", 2014
2003 American Idol Auditions	The Rachael Ray show: Brides of Harris County wedding special, 2008	Taylor Swift "1989 World Tour", 2015
2004 Bud Bowl Concerts, Stained & Tim McGraw	The Boy Scouts 100th Anniversary Celebration, 2010	Crickit All-Stars, 2015
Coca-Cola Super Bowl Banning Practice	Microsoft WPC conference Reception	Super Bowl L1 Opening Night, 2017
41 (880) - 2008	Taylor Swift's "Speak Now" tour, 2011	Ed Sheeran Bassmaster Classic
Buadi's 80th Birthday Party	MD Anderson's 75th Anniversary Celebration	2017 Ghana 2018 North American Tour
Lakewood Church Easter Service	Starbucks Vice President's Reception	The Eagle Tour with Chris Stapleton "An Evening with the Eagle" Tour
2004 Futures Game		
2004 Home Run Derby		
2004 All-Star Game		
Walter P. Moore Diamond Anniversary Gala		
2006 CONCACAF Champions		

MEDIA INFORMATION



MLB GUIDELINES FOR THE MOVEMENT OF RETRACTABLE ROOFS

The decision as to whether a game begins with the roof open or closed rests solely with the home club.

If the game begins with the roof open: it shall be closed only in the event of impending rain or other adverse weather conditions. The decision to close the roof shall be made by the home club, after consultation with the Umpire Crew Chief.

The Umpire Crew Chief shall notify the visiting club, which may challenge the opening of the roof if it feels that a competitive imbalance will arise. In such an event, the Umpire Crew Chief shall make a final decision based on the merits of the challenge.

Once the roof is closed during a game, it shall not be re-opened.

If the game begins with the roof closed: it may be opened when, in the opinion of the home club, the climatic environment has reached a level where fan comfort and enjoyment will be best served by opening the roof to the natural atmospheric conditions. Notwithstanding the foregoing, the following guidelines should be applied to opening the roof during a game.

- > The roof may only open once during a game.
- > The Umpire Crew Chief will be notified at the commencement of the inning that the roof will be opened at the inning's conclusion.
- > The Umpire Crew Chief shall notify the visiting club, which may challenge the opening of the roof if it feels that a competitive imbalance will arise. In such an event, the Umpire Crew Chief shall make a final decision based on the merits of the challenge.
- > The opening of the roof shall only commence between innings.

40-MAN ROSTER

40-MAN ROSTER

Manager: Dusty Baker (12); **Coaches:** Gary Pettis (8), Michael Collins (17), Omar Lopez (18), Joe Espada (19), Chris Speier (36), Alex Cintrón (37), Troy Snitker (46), Josh Miller (48), Brent Strom (56)

Head Athletic Trainer: Jeremiah Randall; **Assistant Athletic Trainers:** Lee Meyer, Sam Bell; **Senior Manager, Team Operations:** Derek Vigoa; **Vice President, Communications:** Gene Dias

No.	Pitchers (23)	B/T	HT/WT	Born	Birthplace	Residence	'19 Club(s)	W-L	ERA	G	GS	CG	SHO	SV	IP	H	R	ER	BB	SO	ML-Serv.
66	Abreu, Bryan	R/R	6-1/225	4/22/97	Santo Domingo Centro, DR	Bronx, NY	HOUSTON	0-0	1.04	7	0	0	0	0	8.2	4	1	1	3	13	0.025
							Corpus Christi (AA)	6-2	5.05	20	13	0	0	2	76.2	60	45	43	48	101	
							Fayetteville (A)	1-0	3.68	3	3	0	0	0	14.2	9	6	6	6	25	
61	Armenteros, Rogelio	R/R	6-1/243	6/30/94	Havana, Cuba	Boca Raton, FL	HOUSTON	1-1	4.00	5	2	0	0	1	18.0	17	9	8	5	18	0.018
							Round Rock (AAA)	6-7	4.80	19	18	1	0	0	84.1	90	48	45	31	85	
29	Biagini, Joe	R/R	6-5/235	5/29/90	Menlo Park, CA	Santa Clara, CA	HOUSTON	0-1	7.36	13	0	0	0	0	14.2	21	13	12	9	10	3.134
							TORONTO	3-1	3.78	50	0	0	0	1	50.0	50	22	21	17	50	
							Round Rock (AAA)	0-0	27.00	2	0	0	0	0	1.2	3	5	5	3	3	
47	Devenski, Chris	R/R	6-3/219	11/13/90	Cerritos, CA	Artesia, CA	HOUSTON	2-3	4.83	61	1	0	0	0	69.0	69	39	37	21	72	4.000
64	Emanuel, Kent	L/L	6-4/225	6/4/92	Woodstock, GA	Atlanta, GA	Round Rock (AAA)	8-2	3.90	28	7	0	0	1	101.2	98	47	44	23	81	0.000
21	Greinke, Zack	R/R	6-2/200	10/21/83	Orlando, FL	Orlando, FL	HOUSTON	8-1	3.02	10	10	0	0	0	62.2	58	25	21	9	52	15.057
							ARIZONA	10-4	2.90	23	23	0	0	0	146.0	117	48	47	21	135	
39	James, Josh	R/R	6-3/234	3/8/93	Hollywood, FL	Hollywood, FL	HOUSTON	5-1	4.70	49	1	0	0	1	61.1	46	34	32	35	100	1.030
							Round Rock (AAA)#	0-0	10.80	3	0	0	0	0	3.1	4	4	4	2	5	
73	Javier, Cristian	R/R	6-1/213	3/26/97	Santo Domingo, DR	Santo Domingo, DR	Round Rock (AAA)	0-0	1.64	2	2	0	0	0	11.0	5	2	2	4	16	0.000
							Corpus Christi (AA)	6-3	2.07	17	11	0	0	3	74.0	31	18	17	39	114	
							Fayetteville (A)	2-0	0.94	7	5	0	0	1	28.2	15	5	3	16	40	
58	Martes, Francis	R/R	6-0/249	11/24/95	Cotui, DR	Cotui, DR	Did not play														0.166
43	McCullers Jr., Lance	L/R	6-1/202	10/2/93	Tampa, FL	Houston, TX	Did not play														3.140
54	Osuna, Roberto	R/R	6-2/217	2/7/95	Juan Jose Rios, MEX	Las Mochis, MEX	HOUSTON	4-3	2.63	66	0	0	0	38	65.0	45	20	19	12	73	4.097
91	Paredes, Enoli	R/R	5-11/171	9/28/95	El Limon, DR	El Limon, DR	Corpus Christi (AA)	2-3	3.78	12	6	0	0	1	50.0	29	21	21	21	69	0.000
							Fayetteville (A)	3-1	1.64	10	6	0	0	0	44.0	21	9	8	21	59	
41	Peacock, Brad	R/R	6-1/207	2/2/88	Palm Beach, FL	West Palm Beach, FL	HOUSTON	7-6	4.12	23	15	0	0	0	91.2	78	43	42	31	96	5.165
							Round Rock (AAA)#	0-0	22.09	5	1	0	0	0	3.2	6	9	9	7	4	
							Corpus Christi (AA)#	0-0	0.00	1	1	0	0	0	2.0	0	0	0	1	4	
52	Pérez, Cionel	L/L	5-11/170	4/21/96	Havana, Cuba	Miami, FL	HOUSTON	1-1	10.00	5	0	0	0	0	9.0	11	10	10	2	7	0.107
							Round Rock (AAA)	2-1	5.36	13	10	0	0	0	47.0	53	30	28	24	43	
							Fayetteville (A)	1-0	0.00	1	0	0	0	0	2.0	2	0	0	0	1	
							GCL Astros (R)	0-0	3.18	3	3	0	0	0	5.2	6	2	2	3	14	
55	Pressly, Ryan	R/R	6-2/206	12/15/88	Dallas, TX	Argyle, TX	HOUSTON	2-3	2.32	55	0	0	0	3	54.1	37	15	14	12	72	6.039
							Corpus Christi (AA)#	0-0	0.00	1	1	0	0	0	1.0	1	0	0	0	2	
51	Pruitt, Austin	R/R	5-10/185	8/31/89	The Woodlands, TX	The Woodlands, TX	TAMPA BAY	3-0	4.40	14	2	0	0	0	47.0	47	23	23	12	39	1.125
							Durham (AAA)	3-3	5.40	18	6	0	0	0	48.1	61	31	29	12	51	
92	Rodriguez, Nivaldo	R/R	6-1/214	4/16/97	Carabobo, VZ	Lara, VZ	Fayetteville (A)	3-5	2.92	18	9	0	0	2	74.0	46	27	24	31	75	0.000
							Quad Cities (A)	3-1	1.16	6	6	1	1	0	31.0	23	6	4	4	39	
38	Smith, Joe	R/R	6-2/211	3/22/84	Cincinnati, OH	Newport Beach, CA	HOUSTON	1-0	1.80	28	0	0	0	0	25.0	19	6	5	5	22	12.091
							Round Rock (AAA)#	0-0	0.00	4	0	0	0	0	4.0	1	0	0	1	5	
							Corpus Christi (AA)#	0-0	13.50	2	0	0	0	0	2.0	4	3	3	0	4	
67	Sneed, Cy	R/R	6-4/213	10/1/92	Elko, NV	Kenai, AK	HOUSTON	0-1	5.48	8	0	0	0	0	21.1	26	13	13	5	23	0.067
							Round Rock (AAA)	7-6	4.19	19	9	0	0	1	81.2	71	40	38	24	71	
62	Taylor, Blake	L/L	6-2/220	8/17/95	Orange, CA	Mission Viejo, CA	Syracuse (AAA)	0-0	0.00	1	0	0	0	0	0.1	0	0	0	0	0	0.000
							Binghamton (AA)	0-1	1.85	18	0	0	0	3	39.0	25	10	8	12	45	
							St. Lucie (A)	2-2	2.63	21	0	0	0	7	27.1	24	15	8	12	29	
65	Urquidy, Jose	R/R	6-0/217	5/1/95	Mazatlan, MEX	Mazatlan, MEX	HOUSTON	2-1	3.95	9	7	0	0	0	41.0	38	18	18	7	40	0.049
							Round Rock (AAA)	5-3	4.63	13	12	0	0	0	70.0	67	37	36	16	94	
							Corpus Christi (AA)	2-2	4.09	7	6	0	0	0	33.0	28	18	15	5	40	
59	Valdez, Framber	L/L	5-11/239	11/19/93	Palenque, DR	San Cristobal, DR	HOUSTON	4-7	5.86	26	8	0	0	0	70.2	74	51	46	44	68	0.163
							Round Rock (AAA)	5-2	3.25	10	7	0	0	1	44.1	29	18	16	17	69	
35	Verlander, Justin	R/R	6-5/235	2/20/83	Manakin Sabot, VA	Beverly Hills, CA	HOUSTON	21-6	2.58	34	34	2	1	0	223.0	137	66	64	42	300	14.002
No.	Catchers (3)	B/T	HT/WT	Born	Birthplace	Residence	'19 Club(s)	Avg.	G	AB	R	H	2B	3B	HR	RBI	BB	SO	SB	ML-Serv.	
13	Garneau, Dustin	R/R	6-2/205	8/13/87	San Pedro, CA	Orange, CA	LOS ANGELES (AL)	.232	28	69	11	16	3	0	2	7	8	18	0	1.140	
							OAKLAND	.294	7	17	3	5	2	0	1	7	2	4	0		
							Salt Lake (AAA)	.229	26	83	16	19	8	0	6	13	11	28	0		
							Las Vegas (AAA)	.308	8	26	2	8	2	1	1	3	3	9	0		
15	Maldonado, Martín	R/R	6-0/230	8/16/86	Naguabo, PR	Toa Alta, PR	HOUSTON	.202	27	84	20	17	4	0	6	10	13	26	0	7.156	
							CHICAGO (NL)	.000	4	11	0	0	0	0	0	0	2	5	0		
11	Stubbs, Garrett	L/R	5-10/170	5/26/93	San Diego, CA	Del Mar, CA	KANSAS CITY	.227	74	238	26	54	15	0	6	17	17	55	0		
							HOUSTON	.200	19	35	8	7	3	0	0	2	4	7	1	0.060	
							Round Rock (AAA)	.240	63	204	33	49	11	0	7	23	24	38	12		
No.	Infielders (8)	B/T	HT/WT	Born	Birthplace	Residence	'19 Club(s)	Avg.	G	AB	R	H	2B	3B	HR	RBI	BB	SO	SB	ML-Serv.	
27	Altuve, Jose	R/R	5-6/166	5/6/90	Maracay, VZ	Pearland, TX	HOUSTON	.298	124	500	89	149	27	3	31	74	41	82	6	8.072	
							Round Rock (AAA)#	.190	5	21	3	4	0	1	0	0	2	7	0		
2	Bregman, Alex	R/R	6-0/190	3/30/94	Albuquerque, NM	Houston, TX	HOUSTON	.296	156	554	122	164	37	2	41	112	119	83	5	3.070	
1	Correa, Carlos	R/R	6-4/220	9/22/94	Ponce, PR	Santa Isabel, PR	HOUSTON	.279	75	280	42	78	16	1	21	59	35	75	1	4.119	
						</															

NON-ROSTER INVITES

No.	Outfielders (cont.)	B/T	HT/WT	Born	Birthplace	Residence	'19 Club(s)	Avg.	G	AB	R	H	2B	3B	HR	RBI	BB	SO	SB	ML-Serv.
23	Brantley, Michael	L/L	6-2/209	5/15/87	Bellevue, WA	Port St. Lucie, FL	HOUSTON	.311	148	575	88	179	40	2	22	90	51	66	3	9.131
22	Reddick, Josh	L/R	6-2/197	2/19/87	Savannah, GA	Guyton, GA	HOUSTON	.275	141	501	57	138	19	3	14	56	36	66	5	9.050
4	Springer, George	R/R	6-3/221	9/19/89	New Britain, CT	Sugarland, TX	HOUSTON	.292	122	479	96	140	20	3	39	96	67	113	6	5.166
26	Straw, Myles	R/R	5-10/178	10/17/94	Garden Grove, CA	Bradenton, FL	Corpus Christi (AA)#	.400	3	10	3	4	0	0	2	5	4	1	1	
							HOUSTON	.269	56	108	27	29	4	2	0	7	19	24	8	0.112
3	Tucker, Kyle	L/R	6-4/199	1/17/97	Tampa, FL	Tampa, FL	Round Rock (AAA)	.321	66	277	46	89	11	3	1	33	32	50	19	
							HOUSTON	.269	22	67	15	18	6	0	4	11	4	20	5	0.079
							Round Rock (AAA)	.266	125	463	92	123	26	3	34	97	60	116	30	

As of 2/21/20 • 40 under control • * 60-day disabled list • # rehab assignment

No.	Pitchers (9)	B/T	HT/WT	Born	Birthplace	Residence	'19 Club(s)	W-L	ERA	G	GS	CG	SHO	SV	IP	H	R	ER	BB	SO	ML-Serv.
71	Bielak, Brandon	L/R	6-2/209	4/2/96	Edison, NJ	Sayreville, NJ	Round Rock (AA)	8-4	4.41	15	14	0	0	0	85.2	69	42	42	36	86	0.000
							Corpus Christi (AA)	3-0	3.75	8	6	0	0	0	36.0	29	15	15	14	33	
74	Deetz, Dean	R/R	6-1/189	11/29/93	Nixa, MO	Nixa, MO	Round Rock (AAA)	2-0	7.15	24	0	0	0	2	34.0	32	27	27	37	51	0.027
							Corpus Christi (AA)	0-0	0.00	1	0	0	0	0	1.0	1	0	0	0	2	
							GCL Astros (R)	1-0	3.00	2	0	0	0	0	3.0	3	1	1	0	5	
70	Ferrell, Riley	R/R	6-2/236	10/18/93	College Station, TX	College Station, TX	Round Rock (AAA)	0-0	9.00	7	0	0	0	1	8.0	10	8	8	6	11	0.088
							New Orleans (AAA)#	0-0	1.35	4	0	0	0	0	6.2	3	1	1	4	4	
							Jacksonville (AA)#	0-0	0.00	2	0	0	0	0	2.2	0	0	0	2	3	
							Corpus Christi (AA)	1-1	1.42	5	0	0	0	0	6.1	3	1	1	4	8	
							Jupiter (A)#	0-0	0.00	1	0	0	0	0	1.0	0	0	0	0	1	
72	Garza Jr., Ralph	R/R	6-2/220	4/6/94	Edinburg, TX	New Braunfels, TX	Round Rock (AAA)	8-1	4.04	42	0	0	0	5	78.0	57	37	35	28	80	0.000
69	Hartman, Ryan	L/L	6-3/234	4/21/94	Anaheim, CA	Anaheim, CA	Round Rock (AAA)	6-7	5.84	25	19	1	0	2	115.2	135	80	75	45	117	0.000
28	Hughes, Jared	R/R	6-7/240	7/4/85	Stamford, CT	Prosper, TX	CINCINNATI	3-4	4.10	47	0	0	0	1	48.1	41	27	22	19	34	7.162
							PHILADELPHIA	2-1	3.91	25	0	0	0	0	23.0	16	10	10	8	20	
63	McCurry, Brendan	R/R	5-10/183	1/7/92	Ada, OK	Tupelo, OK	Round Rock (AAA)	3-5	4.23	37	1	0	0	6	55.1	47	26	26	23	68	0.000
78	Scrubbs, Andre	R/R	6-4/270	1/13/95	Woodbridge, VA	Woodbridge, VA	Corpus Christi (AA)	0-0	3.71	12	0	0	0	3	17.0	21	7	7	10	20	0.000
							Tulsa (AA)	6-1	2.45	29	2	0	0	0	47.2	35	17	13	23	56	
							Round Rock (AAA)	0-3	12.21	8	5	0	0	0	24.1	35	33	33	15	29	0.000
							Corpus Christi (AA)	2-2	5.56	6	6	0	0	0	22.2	18	14	14	19	36	
							Fayetteville (A)	1-0	2.16	2	2	0	0	0	8.1	4	2	2	1	11	
68	Whitley, Forrest	R/R	6-7/238	9/15/97	San Antonio, TX	Houston, TX	GCL Astros (R)	0-2	8.31	2	2	0	0	0	4.1	2	5	4	9	10	

No.	Catchers (3)	B/T	HT/WT	Born	Birthplace	Residence	'19 Club(s)	Avg.	G	AB	R	H	2B	3B	HR	RBI	BB	SO	SB	ML-Serv.
81	Quintana, Lorenzo	R/R	5-10/205	3/1/89	Pinar Del Rio, Cuba	Santo Domingo, DR	Round Rock (AAA)	.264	31	110	20	29	4	0	6	19	5	24	2	0.000
82	Ritchie, Jamie	R/R	6-2/208	4/9/93	South Hadley, MA	Buford, GA	Corpus Christi (AA)	.321	43	168	36	54	12	1	11	37	8	39	1	
83	Robinson, Chuckie	R/R	5-11/221	12/14/94	Danville, IL	Danville, IL	Round Rock (AAA)	.270	79	252	46	68	20	0	5	33	41	56	2	0.000
							Corpus Christi (AA)	.217	103	374	30	81	17	1	7	36	25	118	9	0.000

No.	Infielders (4)	B/T	HT/WT	Born	Birthplace	Residence	'19 Club(s)	Avg.	G	AB	R	H	2B	3B	HR	RBI	BB	SO	SB	ML-Serv.
86	De Goti, Alex	R/R	6-0/193	8/19/94	Miami, FL	Miami, FL	Round Rock (AAA)	.277	125	481	83	133	29	3	15	70	52	105	4	0.000
88	Duarte, Osvaldo	R/R	5-9/177	1/18/96	Rio San Juan, DR	Rio San Juan, DR	Corpus Christi (AA)	.234	123	458	59	107	13	8	12	46	30	149	21	0.000
89	Peña, Jeremy	R/R	6-0/202	9/22/97	Santo Domingo, DR	Providence, RI	Fayetteville (A)	.317	43	167	28	53	13	3	2	13	12	33	3	0.000
							Quad Cities (A)	.293	66	242	44	71	8	4	5	41	35	57	17	
87	Tanielu, Nick	R/R	5-11/214	9/4/92	Huntsville, AL	Pullman, WA	Round Rock (AAA)	.295	125	454	71	134	39	3	19	84	44	86	2	0.000

No.	Outfielders (4)	B/T	HT/WT	Born	Birthplace	Residence	'19 Club(s)	Avg.	G	AB	R	H	2B	3B	HR	RBI	BB	SO	SB	ML-Serv.
76	Dawson, Ronnie	L/R	6-2/227	5/19/95	Grove City, OH	Pembroke Pines, FL	Round Rock (AAA)	.147	10	34	1	5	1	0	0	3	3	11	1	0.000
							Corpus Christi (AA)	.212	103	392	71	83	20	2	17	50	47	141	13	
77	Ferguson, Drew	R/R	5-11/188	8/3/92	Knoxville, TN	Knoxville, TN	Round Rock (AAA)	.281	115	402	83	113	19	6	11	57	68	105	27	0.000
80	McCormick, Chas	R/L	6-0/201	4/19/95	West Chester, PA	West Chester, PA	Round Rock (AAA)	.262	57	191	39	50	3	3	10	44	28	34	7	0.000
							Corpus Christi (AA)	.277	53	177	26	49	3	3	4	22	39	28	9	
90	Wrenn, Stephen	R/R	6-1/202	10/7/94	Marietta, GA	Marietta, GA	Round Rock (AAA)	.300	3	10	1	3	0	1	0	0	1	3	1	0.000
							Corpus Christi (AA)	.247	102	380	56	94	22	8	8	44	43	109	24	

As of 2/21/20 • 20 under control • * 60-day disabled list • # rehab assignment

NUMERICAL ROSTER

1.....Correa, Carlos.....IF	39.....James, Josh.....RHP	70.....Ferrell, Riley*.....RHP
2.....Bregman, Alex.....IF	41.....Peacock, Brad.....RHP	71.....Bielak, Brandon*.....RHP
3.....Straw, Myles.....OF	43.....McCullers Jr., Lance.....RHP	72.....Garza Jr. Ralph*.....RHP
4.....Springer, George.....OF	44.....Alvarez, Yordan.....OF	73.....Javier, Cristian.....RHP
9.....Mayfield, Jack.....IF	47.....Devenski, Chris.....RHP	74.....Deetz, Dean*.....RHP
10.....Gurriel, Yuli.....IF	51.....Pruitt, Austin.....RHP	76.....Dawson, Ronnie*.....OF
11.....Stubbs, Garrett.....C	52.....Pérez, Cionel.....LHP	77.....Ferguson, Drew*.....OF
13.....Garneau, Dustin.....C	54.....Osuna, Roberto.....RHP	78.....Scrubbs, Andre*.....RHP
15.....Maldonado, Martin.....C	55.....Pressly, Ryan.....RHP	79.....Jones, Taylor.....IF
16.....Díaz, Aledmys.....IF	58.....Martes, Francis.....RHP	80.....McCormick, Chas*.....OF
21.....Greinke, Zack.....RHP	59.....Valdez, Framber.....LHP	81.....Quintana, Lorenzo*.....C
22.....Reddick, Josh.....OF	61.....Armenteros, Rogelio.....RHP	82.....Ritchie, Jamie*.....C
23.....Brantley, Michael.....OF	62.....Taylor, Blake.....LHP	83.....Robinson, Chuckie*.....C
27.....Altuve, Jose.....IF	63.....McCurry, Brendan*.....RHP	86.....De Goti, Alex*.....IF
28.....Hughes, Jared*.....RHP	64.....Emanuel, Kent.....LHP	87.....Tanielu, Nick*.....IF
29.....Biagini, Joe.....RHP	65.....Urquidy, Jose.....RHP	88.....Duarte, Osvaldo*.....IF
30.....Tucker, Kyle.....OF	66.....Abreu, Bryan.....RHP	89.....Peña, Jeremy*.....IF
31.....Toro, Abraham.....IF	67.....Sneed, Cy.....RHP	90.....Wrenn, Stephen*.....OF
35.....Verlander, Justin.....RHP	68.....Whitley, Forrest*.....RHP	91.....Paredes, Enoli.....RHP
38.....Smith, Joe.....RHP	69.....Hartman, Ryan*.....LHP	92.....Rodriguez, Nivaldo.....RHP

ALPHABETICAL ROSTER

66.....Abreu, Bryan.....RHP	21.....Greinke, Zack.....RHP	81.....Quintana, Lorenzo*.....C
27.....Altuve, Jose.....IF	10.....Gurriel, Yuli.....IF	22.....Reddick, Josh.....OF
44.....Alvarez, Yordan.....OF	69.....Hartman, Ryan*.....LHP	82.....Ritchie, Jamie*.....C
61.....Armenteros, Rogelio.....RHP	28.....Hughes, Jared*.....RHP	83.....Robinson, Chuckie*.....C
29.....Biagini, Joe.....RHP	39.....James, Josh.....RHP	92.....Rodriguez, Nivaldo.....RHP
71.....Bielak, Brandon*.....RHP	73.....Javier, Cristian.....RHP	78.....Scrubbs, Andre*.....RHP
23.....Brantley, Michael.....OF	79.....Jones, Taylor.....IF	38.....Smith, Joe.....RHP
2.....Bregman, Alex.....IF	15.....Maldonado, Martin.....C	67.....Sneed, Cy.....RHP
1.....Correa, Carlos.....IF	58.....Martes, Francis.....RHP	4.....Springer, George.....OF
76.....Dawson, Ronnie*.....OF	9.....Mayfield, Jack.....IF	26.....Straw, Myles.....OF
74.....Deetz, Dean*.....RHP	80.....McCormick, Chas*.....OF	11.....Stubbs, Garrett.....C
86.....De Goti, Alex*.....IF	43.....McCullers Jr., Lance.....RHP	87.....Tanielu, Nick*.....IF
47.....Devenski, Chris.....RHP	63.....McCurry, Brendan*.....RHP	23.....Brantley, Michael.....OF
16.....Díaz, Aledmys.....IF	54.....Osuna, Roberto.....RHP	31.....Toro, Abraham.....IF
88.....Duarte, Osvaldo*.....IF	91.....Paredes, Enoli.....RHP	30.....Tucker, Kyle.....OF
64.....Emanuel, Kent.....LHP	41.....Peacock, Brad.....RHP	65.....Urquidy, Jose.....RHP
77.....Ferguson, Drew*.....OF	89.....Peña, Jeremy*.....IF	59.....Valdez, Framber.....LHP
70.....Ferrell, Riley*.....RHP	52.....Pérez, Cionel.....LHP	35.....Verlander, Justin.....RHP
13.....Garneau, Dustin.....C	55.....Pressly, Ryan.....RHP	68.....Whitley, Forrest*.....RHP
72.....Garza Jr, Ralph*.....RHP	51.....Pruitt, Austin.....RHP	90.....Wrenn, Stephen*.....OF