

WHIT MERRIFIELD
2018 & 2019
MLB HIT LEADER

JORGE SOLER
2019 AL HOME
RUN LEADER

ALEX GORDON
7-TIME GOLD
GLOVE WINNER

2020 KANSAS CITY ROYALS

MEDIA GUIDE





IN MEMORY
DAVID GLASS
1935-2020





.300 Hitters.....	125
20-Game Winners.....	83
20/20 Club.....	128
Addresses, Royals.....	420
Administration.....	16-20
All-Star Game, 1960.....	262
All-Star Game, 1973.....	263
All-Star Game, 2012.....	264
All-Star Selections, History.....	261
Art Stewart Award.....	335
Associates, Royals.....	55-58
Attendance Records.....	317
Attendance, Year-by-Year.....	143
Award Winners, National.....	246-249
Award Winners, Team.....	250-252
Ballpark Seniority List.....	233
Baseball Ops, Medical Staff.....	46-48
Baseball Ops, Staff.....	26-42
Baseball Ops, MLB Support Staff.....	49-53
Baseball Ops, Urban Youth Acad.....	43-45
Baseball Writers, KC chapter.....	422
Batting	
Career Top 10.....	288-289
Hitting for the Cycle.....	301
Leaders by Position.....	316
Royals Final, 2019.....	216
Season Top 10.....	286-287
Team Totals, 1969-2019.....	268
Top Performances, Players.....	301
Top Performances, Team.....	171
Birthdays, Royals.....	79
Blown Leads, Biggest.....	103
Broadcasters, Radio & Television.....	425-429
Chairman & CEO John Sherman.....	16
Climching Dates.....	197
Club Directory.....	2-3
Coaching Staff.....	64-70
Come-From-Behind Wins.....	103
College Alumni.....	171
Community Relations Efforts.....	12-13
Cy Young winners, Royals.....	246
Day-by-Day, 2019.....	210-212
Dayton Moore bio.....	19
Debuts, MLB and Royals.....	111
Draft, 1968 Expansion.....	177
Draft, First Round Picks.....	161
Draft, 2019.....	337
Doubleheader Records.....	279-280
Extra Inning Record.....	267
Fielding, Team Totals 1969-2019.....	270
First/Lasts.....	314
FOX Sports Kansas City.....	423
Gold Glove Winners, Royals.....	249
Grass/Turf Records.....	267
Hall of Fame, Baseball.....	208
Hall of Fame, Building.....	227

Hall of Fame, Royals.....	228-232
Highs and Lows, 2019.....	219
History, Baseball in Kansas City.....	233
History, Royals Baseball.....	4-9
Hitting Streaks.....	301
Holiday Records.....	75
Home Runs	
Both Sides of the Plate.....	309
By a Pitcher.....	310
By Month.....	309
By Year.....	302
Grand Slams, All-Time.....	304-305
Inside the Park.....	306-307
Pinch Hit.....	308-309
Postseason.....	310
Three Home Run Games.....	307
Walk Off.....	303
vs. Royals.....	311-312
Home Run Derby, Participants.....	261
Home/Road Records.....	267
Hower Award Winners.....	345
Interleague Records/Results.....	330
International Operations, Royals.....	359
Kauffman Award Winners.....	121
Kauffman Stadium.....	10-11
League Leaders, Royals All-Time.....	294
Longest Games, Inning.....	73
Manager, Mike Matheny.....	60-63
Managerial Records.....	62-63
Managerial Roster.....	63
Media Information.....	421-422
Media Relations Staff.....	420
Minker Award Winners.....	337
Minor League	
Affiliates.....	346-362
Affiliates History.....	363
Organizational Leaders, 2019.....	338
Player Bios.....	365-418
Schedules.....	339-340
Staff.....	341-345
Month-By-Month Record, Team.....	187
Monthly Records.....	280
Officers Bios.....	21-26
Oldest Royals.....	202
Opening Day Lineups, All-Time.....	244-245
Opening Day Roster, 2019.....	220
Opening Day Starting Pitchers.....	83
Opponents, 2020.....	320-329
Ownership Group.....	18
Pitching	
Career Top 10.....	292-293
No-Hitters.....	299-300
No-Hitters (vs. Royals).....	300
Position Players as Pitchers.....	93
Royals Final, 2019.....	216
Season Top 10.....	290-291

Starting Pitcher Breakdown.....	174
Strikeouts, 10+ Games.....	184
Strikeouts, Top Performances.....	177
Team Totals, 1969-2019.....	269
Top Performances.....	297-298
Player Bios, MLB (40-man).....	72-161
Player Bios, MLB (Non-Rosters).....	166-207
Postseason Summaries.....	253-256
Pre-game Schedule.....	422
Pronunciation Guide.....	165
Radio Network Affiliates.....	424
Radio Network.....	424
Rainouts.....	317
Records, By Inning.....	281
Records, Consecutive.....	281-284
Records, Postseason.....	295-296
Records, Rookie.....	313
Records, Single-Season.....	271-274
Records, Single-Game.....	275-278
Retired Numbers.....	224-227
Review, 2019.....	213-214
Road Trip Mileage, 2020.....	86
Rookies of the Year, Royals.....	96
Roster, 2019 (40-man).....	162-163
Roster, 2019 (Non-roster).....	164-165
Roster, Alphabetical.....	165
Roster, By Birthplace.....	156
Roster, Building 2020 40-man.....	71
Roster, All-Time, Alphabetical.....	234-237
Roster, All-Time, Numerical.....	238-243
Roster, Twitter Handle.....	119
Rule 5 Selections, All-Time.....	190
Runs Scored by Innings, 2019.....	217
Schedule, 2020.....	BC
Scouting Staff, Pro.....	332-333
Scouting Staff, Amateur.....	334-336
Social Media, Royals.....	421
Spring Training	
Information.....	430-433
Standings, 2019.....	215
Standings, KC All-Time.....	266
Starts by Batting Order, 2019.....	88
Starts by Position, 2019.....	167
Starts by Position, All-Time.....	315-316
Statistics, Misc. 2019.....	217
Statistics, Team (AL) 2019.....	218
Steals of Home.....	149
Streaks, Consecutive.....	285
Ticket Information.....	Back Inside Cover
Trades, Last With Other Clubs.....	193
Transactions, 2019-20.....	220-222
Urban Youth Academy.....	14-15
Victory Margin, 2019.....	217
Win/Loss Breakdown.....	117
World Series Appearances.....	257-260
Youngest MLB Debuts.....	158

BOARD OF DIRECTORS

CHAIRMAN AND CEO - JOHN SHERMAN

Chairman and CEO	John Sherman
Sr. Advisor to Chairman-Business Processes	Brooks Sherman
Sr. Advisor to Chairman-Strategy & Innovation	Sarah Tourville
Ownership Group	
	Paul Edgerley
	Bill Gautreaux
	Carl Hughes
	Terry Matlack
	PJM Baseball, LLC
	The Dunn Family and JE Dunn
	The Lockton Family
	Michael Haverty
	Seventh Inning Stretch, LP
	Peter & Veronica Mallouck
	Rob Kaplan
	Play Ball/KC, LLC
	Alan Atterbury
	J.B. Hebenstreit
	Don Wagner
	Mariner Kemper
	Kent McCarthy
	Eric Stonestreet
	Jay A. Pack
	Dan Dees
	Mark Demetree

OFFICERS

Senior VP-Baseball Operations/General Manager	Dayton Moore
Senior VP-Business Operations	Kevin Uhlich
VP/Assistant GM-Player Performance	J.J. Picollo
VP/Assistant GM-Major League & International Ops	Rene Francisco
VP/Assistant GM-Baseball Operations	Scott Sharp
VP-Baseball Operations	George Brett
VP-Finance & Administration	David Laverentz
VP-Communications & Broadcasting	Mike Swanson
VP-Marketing & Business Operations	Michael Bueck
VP-Publicity	Toby Cook
VP-Community Relations	Ben Aken
General Counsel	David Frantz

BASEBALL OPERATIONS

SENIOR VP/GM - DAYTON MOORE

Senior VP-Baseball Operations/GM	Dayton Moore
VP/Assistant GM-Player Performance	J.J. Picollo
VP/Assistant GM-MLB & International Ops	Rene Francisco
VP/Assistant GM-Baseball Operations	Scott Sharp
Assistant GM-Amateur Scouting	Lonnie Goldberg
Assistant GM-International Operations	Albert Gonzalez
Assistant GM-Research & Development	Daniel Mack
Assistant GM-Baseball Administration	Jim Wong

Sr. Advisor to the GM-Scouting & Player Development	Mike Arbuckle
Special Asst. to the GM/Major League Infield Coach	Rafael Belliard
Special Assistant to Baseball Operations	Dale Sveum
Special Assistant to the GM/Player Development	Chino Cadahia
Special Assistant to the General Manager	Tim Conroy
Special Assistant to the General Manager	Jim Fregosi Jr.
Special Assistant to the General Manager	Mike Jirschele
Sr. Advisor to the GM/Baseball Operations	Gene Lamont
Special Assistant to the GM/Player Personnel	Louie Medina
Special Assistant to Baseball Operations	Reggie Sanders
Sr. Advisor to the General Manager	Art Stewart
Special Assignment Scout	Dale Sveum
Special Assistant to Baseball Operations	Mike Sweeney
Sr. Director-Pro Scouting/Assistant to the GM	Gene Watson
Sr. Advisor to the General Manager	Donnie Williams

Director-Professional Scouting	Michael Cifuentes
Assistant to Player Development	Malcom Culver
Director-Professional Development	Jeff Diskin
Sr. Director-Performance Science	Austin Driggers
Director of Pitching Performance	Paul Gibson
Baseball Operations Coordinator	Kevin Kuntz
Assistant Director-Behavioral Science	Melissa Lambert
Manager-Arizona Operations	Nick Leto
Assistant to Baseball Operations/Administration	Kristin Lock
Director-Behavioral Science	Ryan Maid
Director-Baseball Operations	Mitch Maier

Director-Leadership Development	Matt Marasco
Coordinator-Scouting Operations	Jack Monahan
Assistant Director-Scouting	Danny Ontiveros
Executive Assistant to the General Manager	Emily Penning
Manager-Minor League Operations	Nick Relic
Baseball Systems Developer	Joseph San Diego
Analyst, Research & Development/Performance Science	Pravin Santhanam
Analyst, Research & Development/Player Development	Daniel Schoenfeld
Baseball Systems Developer	Jenny Segelke
Sr. Director-Research & Development/Strategy	Guy Stevens
Sr. Developer-Baseball Systems	Paul Turner
Sr. Director-Baseball Operations/Administration	Kyle Vena
Director-Performance Science/Player Development	John Wagle
Director-Hitting Performance/Player Development	Alec Zumwalt

KANSAS CITY URBAN YOUTH ACADEMY

Executive Director	Darwin Pennyne
Manager-Communications & Outreach	Angel McGee
Manager-Sports Medicine	Dylan Wilson
Softball Program Coordinator	Ashley Newman
Baseball Program Coordinator	Cle Ross
Education Program Coordinator	Tia Sandoval
Outdoor Program Coordinator	Casey Borovac
Assistant, Baseball Operations	Jonathan Rosa

MAJOR LEAGUE TRAVEL/CLUBHOUSE OPERATIONS

Sr. Director-Team Travel/Clubhouse Operations	Jeff Davenport
Sr. Director-Clubhouse Operations	Chuck Hawk
Sr. Manager-Team Travel/Clubhouse Operations	Nick Richie
Manager, Equipment	Patrick Gorman
Manager, Clubhouse & Umpire Services	Tom Walsh
Manager, Culinary Services	T.J. Stacker
Sr. Clubhouse Assistant, Administration	Tyler Agent
Sr. Clubhouse Assistant, Operations	Jake Van Overen

MAJOR LEAGUE MEDICAL STAFF

Team Physician	Vincent Key, MD
Associate Physician	Joseph Noland, MD
Associate Physician	Sean Jackson, MD
Associate Physician	Jacob Brubacher, MD
Associate Physician	Bruce Toby, MD
Physician Emeritus	Steven Joyce, MD
Team Chiropractor	Patrick Hammond
Head Athletic Trainer	Nick Kenney
Assistant Athletic Trainer	Kyle Turner
Major League Tissue Therapist/Assistant Trainer	Chris DeLucia
Strength & Conditioning Coordinator	Ryan Stoneberg
Asst. Strength & Conditioning Coach/LA Coord.	Luis Perez
Physical Therapist/Rehab Director	Jeff Blum
Registered Sports Dietician	Erika Sharp

MAJOR LEAGUE SUPPORT STAFF

Video Coordinator	Mark Topping
Major League Advance Scout/Replay Coordinator	Bill Duplissee
Bullpen Catcher	Ryan Eigsti
Bullpen Catcher	Parker Morin

BUSINESS OPERATIONS

SENIOR VP - KEVIN UHLICH

Executive Administrative Assistant	Cindy Hamilton
------------------------------------	----------------

Authentics

Manager-Authentic Merchandise Sales	Ashley Ficken
Coordinator-Authentic Merchandise Sales	Sarah Kenney

Hall of Fame

Director-Hall of Fame	Curt Nelson
Manager-Hall of Fame/Education Programs	Jill Seib-Schaub
Manager-Ballpark Tours	Morrie Carlson

FINANCE & ADMINISTRATION
(VP-David Laverentz)

Accounting

Director-Finance	Whitney Beaver
Director-Renovation Accounting/Risk Mgmt	Patrick Fleischmann
Manager-Accounting	Sarah Kongs
Sr. Accountant	Josh Lemaster
Staff Accountant	Jeanne Kenyon
Coordinator-Accounts Payable	Jonlyn Pierce

Human Resources & Payroll

Director-Payroll	Jodi Parsons
Administrator-Payroll	Donnell Dillard
Director-Human Resources	Miriam Maiden
Manager-Human Resources	Lynne Elder
Coordinator-Human Resources	Madeleine Straley

Information Systems

Sr. Director-Information Systems	Brian Himstedt
Manager-Systems Analysis & Development	Becky Randall
Director-Information Systems	Neil Sell
Associate-Information Systems Operations	Barry Chambers

Ticket Operations

Sr. Director-Ticket Operations	Anthony Blue
Director-Ticket Operations	Christine Darr
Manager-Ticket Operations	Edward Chu
Coordinator-Vault Services	Jacque Tschirhart
Coordinator-Ticket Operations	Kyle Armstrong

COMMUNICATIONS & BROADCASTING

(VP-Mike Swanson)

Manager-Radio Network Operations	Eric Guthrie
On-Air Announcer (Radio)	Denny Matthews
On-Air Announcer (TV/Radio)	Ryan Lefebvre
On-Air Announcer (Radio)	Steve Stewart
On-Air Announcer (TV/Radio)	Steve Physioc

Media Relations

Assistant Director-Media Relations	Mike Cummings
Director-Alumni Relations	Dina Blevins
Manager-Communications & Broadcasting	Nick Kappel

MARKETING & BUSINESS DEVELOPMENT

(VP-Mike Bueck)

Sr. Director-Advertising & Marketing	Brad Zollars
Sr. Director-Digital & Social Media	Erin Sladdens
Sr. Manager-Promotions & Special Events	Matt Schulte
Manager-Creative Services	Caitlin Wienck
Manager-Theme Tickets & Marketing	Kendra Goodman
Manager-Content	Mandy Marks
Graphic Designer	Tori Boykins
Content Producer-Real-Time Specialist	Sam Lutz
Content Producer-Event Graphics/Video Editor	Max Lehman

Event Presentation & Production

Sr. Director-Event Presentation	Don Costante
Director-Event Presentation & Production	Steven Funke
Director-Event Presentation	Nicole Averso
Senior Editor	Jana Patton
Manager-Event Presentation & Production	Zach Weaver
Mascot	Brad Collins

Corporate Sales

Sr. Director-Corporate Sponsorships	Jason Booker
Sr. Manager-Corporate Partnerships	Steve Garvey
Director-Corporate Partnership Sales	Jason Kramer
Sr. Manager-Corporate Partnerships	Megan Mackey
Manager-Client Services	Luke Reed
Manager-Client Services	Bre Edgley
Sr. Director-Client Services	Michele Kammerer
Director-Partnership Marketing & Business Strategy	Ben Christian
Manager-Client Services	Patrick Stacy
Manager-Corporate Partnerships	Natalie Williams

Ticket Sales & Service

Sr. Director-Sales & Service	Steve Shiffman
Director-Ticket Services	Scott Wadsworth
Manager-Group Sales	Kevin Bell
Manager-Season Sales	Adam Cain

Manager-Membership Services & Benefits	Kayla Shively
Manager-Premium Sales & Services	Tim Goodman
Sr. Account Executive-Group Sales & Season Tickets	Britt Gardner
Sr. Account Executive	Ariel Peralta
Coordinator-Ticket Analytics	Trevor Lininger
Account Executive-Membership Services	Olivia Adams
Account Executive-Membership Services	Hannah Albrechts
Account Executive-Membership Services	Jamie Johnson
Account Executive-Membership Services	Ryan Ziegler
Account Executive-Group Sales & Season Tickets	Aubrey Orr
Account Executive	Jesse Blackstock
Account Executive	Sarah Davis
Account Executive	Matt Degner
Account Executive	Zach Plummer
Account Executive	Caleb Smith
Account Executive	Spencer Thomas

PUBLICITY

(VP-Toby Cook)

Director-Publicity	Amanda Turk
--------------------------	-------------

COMMUNITY RELATIONS

(VP-Ben Aken)

Director-Community Relations	Katie McMullen
Director-Community Outreach	Betty Kaegel
Director-Royals Charities	Amanda Grosdidier
Manager-Royals Charities	Megan Rowe

BALLPARK OPERATIONS & DEVELOPMENT

Manager-Ballpark Security	Brian Ferguson
Assistant Manager-Ballpark Security	Cheryl Sutton
Manager-Parking & Transportation	Spencer Montgomery

Ballpark Operations

Sr. Director-Ballpark Engineering	Todd Burrow
Manager-Ballpark Operations	Zach Rosenberg
Engineer-Audio/Visual	William Cunningham
Lead-Mechanical Technician	Mike Rader
Lead-Carpenter/Painter	Rick Bobki
Lead-Electrician	Robert James
Technician-Ballpark Operations	Byron Clark
Technician-Ballpark Operations	Dennis Miller
Technician-Ballpark Operations	Aaron Sawyer
Painter	Doug Strauss

Ballpark Services

Sr. Director-Ballpark Operations	Isaac Riffel
Director-Ballpark Services	Johnny Williams
Manager-Ballpark Services	Nate Rodgers
Assistant Manager-Ballpark Services	Nick Pieroni
Specialist-Window Cleaning	Joel Kirch

Event Operations & Fan Experience

Director-Event Operations	Bryan Ross
Director-Guest Experience	Travis Bryant
Coordinator-First Impressions	Kathy Butler
Coordinator-Mail Services	Ricky Sims
Coordinator-Event Operations	Jennifer Guinity

Groundskeeping & Landscaping

Sr. Director-Grounds & Landscaping	Trevor Vance
Manager-Groundskeeping	Shane Montgomery
Manager-Groundskeeping	Jonnie Reed
Assistant-Grounds	Anthony Bruce

2020 KANSAS CITY ROYALS MEDIA GUIDE

2020 marks the production of the 52nd media guide in Royals history. The 2020 Royals Media Guide is a copyrighted publication. Information herein is prepared for use by accredited members of the news media. Those desiring to use this information for commercial purposes should contact the Royals Media Relations Department. The media guide was written and edited by Assistant Director of Media Relations Mike Cummings and Manager of Communications & Broadcasting Nick Kappel, with assistance from Vice President-Communications & Broadcasting Mike Swanson and Director-Alumni Relations Dina Blevins. Cover and design throughout the book was done by Manager of Creative Services Caitlin Wienck. Photography throughout the book by Jason Hanna, Sam Lutz and Getty Images. Special thanks to Fabio Herrera, Jack Monahan, Emily Penning and Amanda Turk for editorial assistance. Stats provided by MLB, *Elias Sports Bureau* and Stats, LLC. Printed at Prisma Graphics Press in Phoenix, Ariz.

1968

- 👑 **January 11** - Ewing M. Kauffman becomes the first owner of the expansion Kansas City franchise, paying \$5.3 million.
- 👑 **March 21** - Board of Directors selects the name "Royals" from more than 17,000 suggestions.
- 👑 **April 4** - Kansas City agrees to co-op with minor league team in Dubuque (Iowa), beginning their farm system.
- 👑 **April 25** - Gerald Lyscio becomes the first player to sign with the Royals.
- 👑 **June 6** - KC selects 25 players in baseball's Free Agent Draft.
- 👑 **July 11** - Ground is broken for Truman Sports Complex.
- 👑 **September 9** - Joe Gordon is named first manager in club history.
- 👑 **October 15** - Kansas City selects 30 players in Expansion Draft.

1969

- 👑 **April 1** - Royals obtain Lou Piniella from the Seattle Pilots.
- 👑 **April 8** - Royals win first-ever game, 4-3, in 12 innings over the Twins.
- 👑 **July 16** - Ellie Rodriguez becomes the first Royal selected to an All-Star Game.
- 👑 **October 8** - Charlie Metro named manager.
- 👑 **November 26** - Lou Piniella named AL Rookie of the Year.

1970


- 👑 **January 20** - Ground is broken for the team's minor league complex and Baseball Academy in Sarasota, Fla.
- 👑 **June 9** - Bob Lemon named manager.

1971


- 👑 **September 18** - The Royals defeat the Twins, 4-2, securing their 81st win and their first winning record in 161-game season.

1972

- 👑 **October 3** - Jack McKeon named manager.



Steve Busby is congratulated after tossing the first no-hitter in Royals history in 1973.



Royals Stadium opened its doors on April 10, 1973 with a 12-1 KC win over Texas.

1973

- 👑 **April 10** - Royals Stadium opens with a 12-1 win over the Texas Rangers.
- 👑 **April 27** - Steve Busby hurls the first no-hitter in franchise history at Detroit.
- 👑 **June 12** - Frank White, a future Royals Hall of Famer and eight-time Gold Glove winner, becomes the first Royals Academy graduate to make the Majors.
- 👑 **July 24** - The NL defeats the AL, 7-1, in the MLB All-Star Game at Royals Stadium.
- 👑 **August 2** - George Brett makes his debut and collects first hit.
- 👑 **September 26** - Paul Splitteroff beats the White Sox, 6-2, to become the Royals' first 20-game winner.

1974

- 👑 **June 19** - In Milwaukee, Steve Busby becomes the first pitcher in ML history to record no-hitters in each of his first two seasons.

1975

- 👑 **July 24** - Whitey Herzog named manager.

1976

- 👑 **October 1** - Royals win first AL West title when California eliminates Oakland, 2-0.
- 👑 **October 3** - George Brett goes 3-for-4 on season's final day to win first batting title.

1977


- 👑 **May 14** - Jim Colborn tosses no-hitter against the Texas Rangers-the first by a Royal in KC.
- 👑 **August 31-September 15** - Royals put together a club-record 16-game winning streak.
- 👑 **September 29** - Royals win 100th game and finish with 102.

1978

- 👑 **October 6** - George Brett blasts three home runs in Game 3 of the ALCS at New York, but the Royals lose the game and the series.

1979

- 👑 **October 24** - Jim Frey named manager.



George Brett salutes the crowd on Aug. 17, 1980 as his seventh-inning double lifts his season average above .400.

1980

- 👑 **July 18-August 18** - George Brett sets a franchise record, hitting in 30-straight games.
- 👑 **August 17** - Brett goes 4-for-4 against Toronto, moving over the .400 mark. Brett goes on to win second batting title at .390.
- 👑 **October 10** - Brett hits a three-run home run in the seventh inning at Yankee Stadium to send the Royals to their first World Series; Dan Quisenberry strikes out Willie Randolph for the final out.
- 👑 **October 17** - The Royals play the first World Series game ever in Kansas City, beating the Phillies, 4-3, in 10 innings.
- 👑 **October 18** - Willie Aikens hits two homers in Game 4 of the World Series, tying the series at two games apiece.

1981

- 👑 **August 31** - Dick Howser named manager.
- 👑 **October 5** - Royals win second half and advance to AL Division Series.
- 👑 **October 8** - Joe Burke named president and John Schuerholz named general manager.

1982

- 👑 **July 13** - Five players represent the Royals in All-Star game in Montreal as well as manager Dick Howser and trainer Mickey Cobb.
- 👑 **August 24** - John Wathan breaks record for most steals by a catcher.

1983

- 👑 **May 17** - Avron Fogelman purchases 49 percent of the club.
- 👑 **July 24** - George Brett hits infamous "Pine Tar" home run off the Yankees' Goose Gossage. The Royals would complete the win on Aug. 18.

1984


- 👑 **April 4** - Bret Saberhagen becomes the youngest Royal, debuting at 19 years, 359 days old.
- 👑 **May 7** - George Brett signs "lifetime" contract.

1985

- 👑 **October 5** - Willie Wilson's RBI single wins the AL West for Kansas City.
- 👑 **October 11** - George Brett goes 4-for-4, hitting two homers including a game-tying two-run shot, and makes several sparkling plays in the field as KC knocks off Toronto, 6-5, in ALCS Game 3.
- 👑 **October 16** - Jim Sundberg's 3-run triple highlights a four-run sixth as KC defeats the Blue Jays, 6-2, in Game 7 and heads to its second World Series.
- 👑 **October 22** - Frank White hits a two-run home run as the Royals take Game 3 of the World Series, 6-1, trimming St. Louis' lead to 2-1.
- 👑 **October 26** - In the most famous inning in team history, the Royals score two runs in the bottom of the ninth on Dane Iorg's two-run single, tying the series at 3 games apiece.
- 👑 **October 27** - The Royals win their first World Series title, defeating the Cardinals, 11-0, in Game 7. Bret Saberhagen pitches a five-hitter, while Darryl Motley homers and catches the final out.

1986

- 👑 **April 12** - After missing nearly three seasons because of an injury, Dennis Leonard hurls a three-hit shutout against Toronto.
- 👑 **June 7** - Amos Otis and Steve Busby are inaugural inductees into Royals Hall of Fame.
- 👑 **July 15** - Frank White homers as AL wins All-Star Game in Houston, 3-2. It is Dick Howser's final game as manager.
- 👑 **September 14** - Bo Jackson hits his first Major League home run, an estimated 475-foot blast, the longest in the history of the stadium, at the time.



George Brett and Bret Saberhagen embrace on the pitcher's mound after the final out is recorded in the 1985 World Series.

1987

- 👑 **February 23** - Dick Howser steps down as manager due to cancer.
- 👑 **May 30** - Paul Splittorff and Cookie Rojas inducted into Royals Hall of Fame.
- 👑 **June 17** - Dick Howser passes away.
- 👑 **July 3** - Dick Howser's number 10 is retired and he is inducted into Royals Hall of Fame.
- 👑 **August 27** - John Wathan named manager.
- 👑 **September 28** - Kevin Seitzer becomes just the 13th rookie to record 200 hits in a season.

1988

- 👑 **August 27** - Mark Gubicza strikes out a then Royals-record 14 Minnesota Twins. Zack Greinke tops him nearly 21 years later to the day.
- 👑 **September 26** - Gubicza earns win No. 20 vs. Seattle.

1989

- 👑 **June 5** - Bo Jackson nails Harold Reynolds at the plate in the 10th inning with an amazing throw, cutting off what would have been the winning run.
- 👑 **July 8** - Hal McRae and Dennis Leonard inducted into Royals Hall of Fame.
- 👑 **July 11** - Bo Jackson homers and is named MVP of All-Star Game in Anaheim.
- 👑 **September 30** - Bret Saberhagen wins his team-record 23rd game.
- 👑 **November 15** - Saberhagen wins second career Cy Young Award.

1990

- 👑 **August 7** - Brian McRae triples in his Major League debut. Brian and Hal become the first father-son duo to play for the Royals.



Bo Jackson was named MVP of the All-Star Game at Anaheim Stadium in 1989.

- 👑 **October 3** - George Brett finishes the season hitting .329, winning his third batting title in three different decades.
- 👑 **October 10** - Herk Robinson named general manager.

1991

- 👑 **May 23** - Hal McRae named manager.
- 👑 **August 26** - Bret Saberhagen throws the Royals' fourth no-hitter, topping the White Sox, 7-0.

1992

- 👑 **May 12** - Royals president Joe Burke dies of cancer at the age of 68. Later that season, he's inducted into Royals Hall of Fame.
- 👑 **September 30** - George Brett picks up hit #3,000 off the Angels' Tim Lincecum in Anaheim. He is picked off a batter later.

1993

- 👑 **May 23** - Ewing Kauffman inducted into Royals Hall of Fame.
- 👑 **July 2** - Royals Stadium is officially re-named Kauffman Stadium in honor of owner Ewing Kauffman, who passes away less than a month later on Aug. 1.
- 👑 **September 29** - George Brett plays his final game in Kansas City.

1994

- 👑 **May 14** - George Brett's number 5 is retired and he is inducted into the Royals' Hall of Fame.
- 👑 **July 23-August 5** - The Royals win 14 in a row and move within striking distance of first place. The season ends less than a week later due to the players' strike.
- 👑 **October 7** - Bob Boone named manager.
- 👑 **October 19** - Bob Hamelin named AL Rookie of the Year.
- 👑 **October 25** - David Cone named AL Cy Young Award winner.

1995

- 👑 **March 17** - The Royals' First Lady, Muriel Kauffman, passes away.
- 👑 **April 7** - The Royals play on a grass field at Kauffman Stadium for the first time.
- 👑 **May 2** - Frank White's number 20 is retired.

1996

- 👑 **May 19** - Muriel Kauffman inducted in Royals Hall of Fame.
- 👑 **August 3** - John Mayberry inducted into Royals Hall of Fame.

1997

- 👑 **July 9** - Tony Muser named manager.
- 👑 **September 18** - Jay Bell hits his 21st and final home run of the season, a KC record for a shortstop.

1998

- 👑 **September 14** - Carlos Beltrán makes his debut at 21 years old and singles in first at bat.

1999

- July 25** - George Brett is inducted into Baseball's Hall of Fame in Cooperstown, N.Y. Brett received 98.2 percent of the votes, the sixth-highest mark ever.
- August 25** - Jeff Montgomery records his 300th career save.

2000

- March 14** - Board of Directors announces David Glass will become the Royals' second full-time owner.
- April 28** - David Glass officially becomes owner.
- October 1** - Royals set club records in runs (879), hits (1,644) and average (.288).

2001

- October 7** - Six Royals reach double figures in home runs, led by Mike Sweeney, who hits a career-high 29.

2002

- September 25** - Mike Sweeney enters the final weekend neck-and-neck with Manny Ramirez for the batting crown. Sweeney misses out, but still records second-highest mark (.340) in KC history.

2003

- February 27** - Royals and Rangers play the first game at their new spring facility in Surprise, Ariz.
- March 31-April 12** - Royals open season with nine consecutive wins.
- November 11** - Angel Berroa wins the AL Rookie of the Year.

2004

- April 5** - Trailing Chicago 7-3 entering the bottom of the ninth, KC scores six runs including a game-tying three-run homer by Mendy Lopez and a game-winning homer by Carlos Beltran to win, 9-7.
- June 24** - Royals acquire Mark Teahen and John Buck in a three-team trade for Carlos Beltran.
- August 8** - Denny Matthews inducted into Royals Hall of Fame.
- September 9** - The Royals set a club record scoring 26 runs in the first game of a doubleheader in Detroit.

2005

- May 31** - Buddy Bell named manager.
- August 13** - Bret Saberhagen inducted into Royals Hall of Fame.

2006

- April 4** - The citizens of Jackson County pass a proposition that paves the way for major renovations of Kauffman Stadium.
- May 30** - Dayton Moore is named General Manager.
- June 6** - Luke Hochevar becomes the Royals' first No. 1 overall pick.
- July 21** - Mark Gubicza inducted into Royals Hall of Fame.
- November 2** - Mark Grudzielanek is named the Rawlings Gold Glove winner at second base.

2007

- July 29** - Denny Matthews is honored with the Ford C. Frick Award during induction ceremonies at Cooperstown.
- October 3** - Groundbreaking for Kauffman Stadium renovations.
- October 19** - Trey Hillman named manager.

2008


- June 28** - Art Stewart inducted into Royals Hall of Fame.
- July 12** - Second baseman Mark Grudzielanek records hit #2,000 against the Mariners. Later in the game, David DeJesus hits a 2-run, 2-out walk-off home run to send the Royals to the 5-4 win.

2009

- April 10** - The newly-renovated Kauffman Stadium is dedicated.
- September 26** - Billy Butler collects his 50th double, becoming the fifth player in MLB history to reach 50 doubles and 20 homers before the age of 24.
- November 17** - Zack Greinke wins the AL Cy Young Award, joining Bret Saberhagen (1985, 1989) and David Cone (1994) as the only Royals pitchers to do so. Greinke led MLB with a 2.16 ERA.

2010

- May 13** - Ned Yost named manager.
- June 16** - Commissioner Bud Selig announces from the field that Kauffman Stadium will be the site of the 2012 MLB All-Star Game.
- August 13** - Closer Joakim Soria, who earlier was named to his second career All-Star Game, saves his 25th consecutive game, a Royals record. Soria would go on to extend his streak to 36 straight.



Zack Greinke became the third Royal to earn the Cy Young Award in 2009.

2011

- 👑 **August 2** - 2012 All-Star logo unveiled.
- 👑 **September 15** - Melky Cabrera hits his 40th double as an outfielder, joining Jeff Francoeur and Alex Gordon as the first trio of outfield teammates in MLB history with 40 doubles.
- 👑 **November 1** - Left fielder Alex Gordon wins his first *Rawlings* Gold Glove.

2012

- 👑 **July 10** - The NL defeats the AL, 8-0, in the 83rd MLB All-Star Game at Kauffman Stadium.
- 👑 **October 30** - Left fielder Alex Gordon wins his second consecutive *Rawlings* Gold Glove
- 👑 **November 8** - DH Billy Butler wins an American League Silver Slugger.
- 👑 **December 4** - Billy Butler voted the Edgar Martinez Outstanding Designated Hitter.

2013

- 👑 **July 16** - Salvador Perez, Alex Gordon and Greg Holland are selected to the All-Star Game at Citi Field.
- 👑 **September 22** - Justin Maxwell hits a walk-off grand slam in the 10th inning to beat Texas, 4-0, giving KC its most home wins (44) since 1992.
- 👑 **October 29** - Alex Gordon, Eric Hosmer and Salvador Perez win *Rawlings* Gold Glove Awards. Gordon becomes the first Royal to win three-straight awards since Frank White (1977-82).

2014

- 👑 **July 6** - Alex Gordon, Greg Holland and Salvador Perez are once again All-Stars at Target Field in Minneapolis.
- 👑 **August 31** - ESPN Sunday Night Baseball returns to Kauffman Stadium for the first time since 1996. However, the game vs. Cleveland is suspended in the 10th inning.
- 👑 **September 26** - On a cool night in Chicago, the Royals clinch their first postseason berth since 1985 with a 3-1 victory over the White Sox.
- 👑 **September 30** - The Royals rally from a four-run deficit for an exhilarating 9-8, 12-inning triumph over Oakland in the AL Wild Card Game.
- 👑 **October 15** - The Royals finish off a four-game sweep of the Baltimore Orioles in the American League Championship Series with a 2-1 victory.
- 👑 **October 28** - Yordano Ventura tosses 7.0 scoreless innings vs. the Giants as the Royals force a deciding game in the World Series with a 10-0 win.
- 👑 **November 3** - Alex Gordon, Eric Hosmer and Salvador Perez are named *Rawlings* Gold Glove winners. Gordon is honored as the club's first Platinum Glove winner.



2015

- 👑 **April 13** - Kansas City wins its first seven games of the season, marking the Royals' longest winning streak to open the year since 2003.
- 👑 **June 18** - Ned Yost becomes the winningest manager in franchise history, earning his 411th victory with the club in Kansas City's 3-2 triumph over Milwaukee.
- 👑 **July 14** - The club sends a franchise-record seven players to the Midsummer Classic in Cincinnati, with four – Salvador Perez, Alcides Escobar, Lorenzo Cain and Alex Gordon named starters for the AL. Gordon does not participate due to injury.
- 👑 **September 24** - Kansas City clinches its first Central Division title with a 10-4 win over the visiting Mariners. KC's 95 regular-season wins are the third-most in franchise history and top total in 35 years.
- 👑 **October 12** - The Royals rally from a four-run deficit in the eighth inning to stave off elimination in Game 4 of the AL Division Series in Houston, 9-6. KC goes on to win the series in a decisive fifth game two days later.
- 👑 **November 1** - Despite trailing 2-0 after eight, the Royals rally for a 7-2 win in 12 innings to clinch the second World Championship in franchise history. Salvador Perez is named World Series MVP.
- 👑 **November 3** - More than 800,000 fans show up to celebrate with the 2015 World Series champions at a parade through downtown Kansas City.
- 👑 **November 10** - Alcides Escobar, Eric Hosmer and Salvador Perez all win *Rawlings* Gold Gloves, marking the third-straight season that KC has had three honorees.

2016

- 👑 **July 12** - Eric Hosmer becomes the second Royal to earn All-Star MVP honors, after he and teammate Salvador Perez connect for back-to-back home runs in the Midsummer Classic in San Diego. Wade Davis and Kelvin Herrera are also selected to the game.
- 👑 **August 1** - Danny Duffy fans 16 Rays hitters over 8.0 scoreless innings to set a single-game franchise record. He allows just one hit in his 8.0 shutout frames.
- 👑 **November 8** - Salvador Perez is awarded his fourth consecutive *Rawlings* Gold Glove. He's the third Royals player to win a Gold Glove in four consecutive seasons, joining Alex Gordon and Frank White.
- 👑 **November 10** - Perez becomes the first Royals catcher to win a *Louisville* Silver Slugger Award.



Mike Moustakas breaks the 32-year-old franchise home run record, slugging 38 in 2017.

2017


- 👑 **January 22** - The Royals mourn the tragic death of pitcher Yordano Ventura, who passes away in a car accident in his native Dominican Republic.
- 👑 **July 10** - Mike Moustakas becomes the third Royal to participate in the Home Run Derby, slugging 10 in a first-round loss to Minnesota's Miguel Sano.
- 👑 **July 11** - Mike Moustakas, Salvador Perez and Jason Vargas all play in the 88th MLB All-Star Game in Miami. It's the fifth-straight year KC places at least three players on the AL squad.
- 👑 **September 20** - Mike Moustakas crushes his 37th home run of the season at Rogers Centre, breaking the club's single-season record previously held by Steve Balboni.
- 👑 **November 7** - Alex Gordon and Eric Hosmer are honored with *Rawlings* Gold Glove Awards. It's Gordon's fifth award, while Hosmer is honored for the fourth time.

2018

- 👑 **March 29** - Kansas City embarked on its 50th season, hosting the Chicago White Sox on Opening Day.
- 👑 **July 17** - Salvador Perez makes his fifth-straight start in an All-Star game, serving as the American League's catcher at the Midsummer Classic in Washington, D.C.
- 👑 **September 8** - Recently acquired Jorge López retires the first 24 Minnesota Twins he faces, before walking the leadoff hitter in the ninth. López becomes the first Royal to take a perfect game into the ninth inning, helping KC to a 4-1 win at Target Field.
- 👑 **November 4** - Alex Gordon and Salvador Perez are honored with *Rawlings* Gold Glove Awards, giving Kansas City a Major League-best 16 award winners since 2011.

2019

- 👑 **April 10** - Whit Merrifield extends his hitting streak to a franchise-record 31 games, collecting a game-tying RBI bunt single in the seventh inning vs. Seattle. The streak, which began on Sept. 10, 2018, topping George Brett's previous record from 1980 by one.
- 👑 **June 13** - Kansas City downs division rival Detroit, 7-3, at TD Ameritrade Park in Omaha, Neb., in the Royals' first regular season neutral site affair. Creighton University product, Nicky Lopez, puts KC on the board with his first Major League homer in the second inning.
- 👑 **August 30** - The Glass Family announces that it has agreed to sell the Royals to Kansas City businessman John Sherman and a group of local investors.
- 👑 **September 3** - Jorge Soler clubs his 39th home run of the season to establish a franchise record, topping Mike Moustakas' total from two years earlier. Soler would become the first Royal to lead the American League in homers, finishing with 48.
- 👑 **September 23** - After serving as manager for 10 seasons, Ned Yost announces he will retire at the end of the season. He finishes the season with 746 victories with the Royals, which are the most in franchise history.
- 👑 **October 31** - Mike Matheny named 17th full-time manager in franchise history.
- 👑 **November 3** - Outfielder Alex Gordon wins his seventh *Rawlings* Gold Glove Award, which trail only Frank White's eight for most by a Royal.
- 👑 **November 26** - John Sherman and his partners finalize the purchase of the ballclub, becoming the franchise's third ownership group.



Jorge Soler becomes the first Royal to lead the American League in homers, slugging a club-record 48 of them in 2019.

The Kansas City Royals will celebrate their 48th season at Kauffman Stadium in 2020. Kauffman has always been one of the crown jewel ballparks of Major League Baseball. Having hosted 84,977,012 fans since 1973, 'The K' with its signature look, has proudly stood the test of time.

The Royals drew over 2 million fans to the park three seasons in a row (2015-17), something that hadn't been accomplished in three-straight years since the club did it in seven consecutive seasons, from 1985-91. 'The K' has played host to two World Series and an All-Star Game over the past eight seasons.

After years of planning and design, the Royals unveiled an exciting \$250 million renovation of this true Kansas City landmark prior to the 2009 season. Visitors enjoy an improved Kauffman Stadium experience with unsurpassed amenities and state-of-the-art technology that touches each and every fan entering the park.

After debuting the spectacular 84' x 104' Crown Vision HD scoreboard for the 2008 season, the Royals put the finishing touches on one of the most majestic and visually exciting scoreboards in the world with a brand-new interactive crown rising about 40 feet above Crown Vision.

Upon entering through the larger and grander entrances, fans have a chance to explore the stadium via a 360-degree expanded concourse while still keeping tabs on the action on the field. An increase in both concessions and restrooms limit the time spent away from your seats.

Fans who want a field level view of the action can sit in the Crown Club, behind home plate, or in two field-level suites, located down the line from both the home and visiting dugouts.

Introduced in 2016, the Craft & Draft featuring Boulevard Brewing Company is a unique approach to the social experience of baseball located in the left field corner of The K on the Loge Level. The area replaced the former .390 Bar and Grill. The dining area provides 24 beers on tap and 50 bottled beers as well as a menu that takes a handcrafted approach to gastro pub fare with an emphasis on fresh and local ingredients.

The Outfield Experience provides the fans of Kansas City entertainment for all ages. In addition, the views of the field are spectacular and give fans several brand-new locations to take in a game. Unveiled in 2012 was the largest in-stadium solar array in MLB as part of an energy partnership with Evergy. At the time, the array was the largest in MLB. The 120 panels on the Outfield Experience canopy provide approximately 36,000 kWh of renewable energy each year.

The outfield overhaul now gives Royals fans a chance to sit and enjoy the game from a venue not previously offered. The Outfield Box seats in left-center field sit directly behind the outfield wall and in front of the world-famous fountains. Those seats hug the newly renovated Miller Lite Fountain Bar, which is built on the

old JumboTron base. The expanded area offer a variety of unique amenities, including two group areas, lawn/tailgate games and photo opportunities.

In front of the fountains in left-center are the Sonic Slam seats. Right-center field offers a "standing room only" area between the outfield wall and the fountains, called the Pepsi Party Porch. This area is most popular on hot summer days and nights since, at times, they are in the "splash zone" of the iconic fountains.

The left-field area is home to the 7,000-square foot Royals Hall of Fame, presented by Commerce Bank, which opened in 2009. The Hall of Fame features numerous exciting and interactive exhibits as well as memorabilia that will delight Royals fans. Behind the Hall of Fame, fans will find the kids area complete with the Price Chopper Little K with a field turf surface. In addition, there is state-of-the-art batting and pitching cages, the New Era Cap Store, five holes of mini-golf at the Sluggerrr's Putt-Putt, a Royals-themed carousel, the base run and several kids-friendly food options, including Belfonte's Ice Cream Shop.


Also in left field is the set for the Royals' official pre- and post-game show, Royals Live on FOX Sports Kansas City. Throughout the season, broadcasters Joel Goldberg and Jeff Montgomery will host shows from this set.

Fans move along the outfield "Walk of Fame" toward Sweet Baby Rays BBQ and the Rivals restaurant in right field, which boasts Baseline Bar and the Blue Moon Taproom, which features specialty beers that can only be found at Kauffman Stadium, or at the Blue Moon Brewery in Colorado. Next to Rivals you will find the Price Chopper Patio which offers a unique view of the game for groups of 40-60 people located just above the iconic Kauffman Stadium Fountains.

The third level, or ground level of the stadium, features wider concourses, fan amenities, the Konica Minolta Diamond Club premium seating area and 5,000-square foot retail store. On the 3rd base side of the Konica Minolta Diamond Club, the Craft Cocktail Bar, presented by Kansas City's own Restless Spirits Distilling Company offers a variety of innovative and refreshing cocktails to both the Konica Minolta Diamond Club members as well as fans on the main concourse.

The Loge Level has several suite options to fit any budget while the View Level (upper deck) has been completely renovated to include wider concourses, a food court, new concessions, new restrooms and a retail store.

The new Kauffman Stadium has become a breathtaking fusion of energetic surroundings and an intimate place to watch Royals Baseball.



STADIUM GROUND RULES

- 🚩 Batted ball striking the silver vertical railing closest to the bullpen on the seating area safety fencing on top of the left field or right field corner wall and bounding into the stands or bullpen: Out of Play.
 - Ball in flight: Home Run.
 - Bounding ball: Ground Rule Double.
- 🚩 Batted ball striking any other portion of the outfield wall below the top horizontal railing and bounding into the stands or bullpen: Ground Rule Double.

KAUFFMAN STADIUM QUICK FACTS

Seating Capacity37,903

Starting Times

Day Games 1:05 p.m./12:05 p.m.

Night Games7:05 p.m.

Saturday Night Games6:05 p.m.

Doubleheaders TBA

(Complete Schedule on Back Cover)

Outfield Distances

Left Field330 feet

Left-Center387

Center Field410

Right-Center387

Right Field330

Height of Fence8 feet



THE HISTORY OF KAUFFMAN STADIUM

Opened as Royals Stadium on April 10, 1973, Kauffman is recognized throughout baseball as one of the game's most beautiful ballparks. Since then, many exciting games have been contested, including the 1973 and 2012 All-Star Games, three no-hitters, playoff games in 1976, '77, '78, '80, '81, '84, '85, 2014 and '15, with 13 World Series games in 1980, 1985, 2014 and 2015. The facility was officially renamed in honor of Ewing M. Kauffman in a ceremony at the stadium on July 2, 1993.

Before the 2004 season, the outfield fences in the gaps and in straight-away center field were moved back 10 feet to their original dimensions of 387 and 410, respectively, making Kauffman Stadium one of the most spacious parks in Major League Baseball. In addition, the warning track was changed to a natural surface, and the height of the fence is now at eight feet. The fences were moved in 10 feet from bullpen to bullpen prior to the 1995 season and lowered from 12 feet to nine feet. Also at that time, a grass playing field replaced the artificial surface at Kauffman Stadium.

Kauffman Stadium's unique features include a a 322-foot wide water spectacular. The water spectacular is the largest privately funded fountain in the world. In keeping with the architecture of the stadium, the existing water spectacular featuring cascading water now extends near the left field corner.

Prior to the 1999 campaign, additional field level seating, known as "Crown Seats" and four dugout suites were added.

The renaming of the stadium was appropriate in that it was

the strength and integrity of Ewing M. Kauffman's ownership that provided the cornerstone for the Royals' success. Kauffman purchased the club as an expansion franchise in 1968 with the primary and continuous motivation of providing winning Major League Baseball for Kansas Citizens.

Kauffman, who founded Marion Laboratories in his mother's basement and built it into a diversified health care company with sales reaching nearly one billion dollars, possessed a sense of daring and an innate ability to motivate those around him. "Mr. K" also gave much personal attention to the Kansas City community, an important philosophy that was inbred into the Royals' organization and still remains today.

Among the awards Mr. Kauffman won for his leadership include the Kansas City Press Club's 1973 Man of the Year, an induction into the Missouri Sports Hall of Fame and being named one of 20 finalists for enshrinement in the Baseball Hall of Fame in 2008. Mr. K passed away on August 1, 1993.



Ewing M. Kauffman



The Royals recognize the importance of working together to make a difference in our community. The Royals' off-the-field impact includes extensive community outreach programs and grant funding from the team's foundation, Royals Charities. Created in 2001, Royals Charities supports children, education, youth baseball/softball field renovations, and military families in the greater Kansas City area and Midwest.

Royals Charities donated \$1.5 million in grants to 116 nonprofit organizations in 2019 and more than \$17.8 million since its inception. Below is a sampling of the club's signature community and Royals Charities programs.

BUCK O'NEIL LEGACY SEAT PROGRAM



Buck O'Neil had an enormous impact on the world of baseball and the lives of the everyday people he touched. Buck spent many days supporting the Royals from the same seat behind home plate as a scout and a fan. More than 1,000 members of the community who embody his generous spirit have filled "Buck Seat" at every home Royals game since 2007.



In addition to being guests of the Royals, Buck Seat honorees are featured during FOX Sports Kansas City broadcasts of home Royals games. To nominate a Legacy Seat honoree, visit royals.com/buckseat



MILITARY

The Kansas City Royals are proud to support the men and women of the armed forces through various events and programs throughout the year. For the eighth consecutive season, the club will honor a member of the military each game in the Salute to Service presented by Miller Lite. To nominate someone to sit in the seat, please visit royals.com/salute. For more information on our military programs and events, visit royals.com/military



Tuesday, April 14

This on-air auction presented by FOX Sports Kansas City gives viewers the opportunity to bid on several unique ballpark experiences, ticket packages, and exclusive Royals memorabilia. For more information, visit royals.com/broadcastauction



Monday, June 1

The Royals Charities Celebrity Golf Tournament is hosted at Shadow Glen Golf Club. This competitive round of golf is played with your favorite Royals alumni and current Royals players. Proceeds benefit Royals Charities.

For more information, visit royals.com/golf



Monday, June 29

Diamond of Dreams, presented by Blue Cross and Blue Shield of Kansas City, is a one of a kind event. Royals Charities invites fans, sponsors, and special guests to join in an evening on the field at Kauffman Stadium. Guests enjoy food, Royals player meet and greets, a silent auction, live concert and a spectacular fireworks display. Proceeds benefit the Kansas City Fisher House through Royals Charities. For more information, visit royals.com/diamondofdreams



Saturday, August 1

Royals Charities hosts a special 5K & 10K race presented by Price Chopper where participants run on the field as part of the course. Runners receive a t-shirt, race day food, a ticket voucher for a Royals home game and other amenities. For more information, visit royals.com/run

GRANTS/ROYALTY FIELDS

Royals Charities offers general grant funding to nonprofit organizations that support children, education or military families in Kansas City. In addition, Royals Charities provides financial support to help improve baseball and softball fields across a seven state region in the Midwest. Spring and fall grant applications are accepted and can be submitted at royals.com/grants or royals.com/royaltyfields respectively.



50/50 RAFFLE

The Royals Charities 50/50 Raffle is an opportunity in which one lucky fan can win big at every home game. Staff sell raffle tickets from the time stadium gates open until the end of the sixth inning. Fans in Missouri and Kansas also have the opportunity to purchase tickets online. One winning ticket



EDELMAN & THOMPSON

is selected, with the winner taking home half of the evening's net proceeds. The other half is donated to Royals Charities. royals.com/5050

GAMEDAY GREETINGS

Fans can support Royals Charities while commemorating a special occasion by displaying a Gameday Greeting on the right and left field LED boards at Kauffman Stadium during a Royals home game. Visit royals.com/gamedaygreetings to reserve your special greeting.

ON SOCIAL MEDIA

-  facebook.com/royalscharities
-  [@royalscharities](https://twitter.com/royalscharities)
-  [@royals_charities](https://www.instagram.com/royals_charities)
-  royals.com/royalscharities



The Kansas City MLB Urban Youth Academy continues its mission to empower Kansas City's underserved youth through baseball and softball, as well as academic and social opportunities, to be the leaders of tomorrow. In its second year, the Academy served over 4,000 youth through various events and programs including the Sandlot League, Royals Youth Elite Training (YET) Program and the Raising Royals After-School Program.

SANDLOT LEAGUE

This year, the Sandlot League was split into two sessions: Spring Sandlot and Sandlot 2.0. The Spring Sandlot League served over 120 boys and girls, ages 6-9, and focused on the developmental basics of the game at three different levels – T-ball, coach pitch, and machine pitch. The program ran for eight weeks in April and May, with practices on Wednesdays and games on Fridays.



The Spring Sandlot League was followed up by Sandlot 2.0, a six week instructional and developmental Fall program that continues the basic fundamentals of

hitting, fielding and throwing with advanced instruction for youth ages 6-8.



2019 ROYALS SPRING TRAINING EXPERIENCE

The KCUYA hosted a group of athletes representing KCMO and Kansas RBI programs in Surprise, Arizona to attend Royals Spring Training. These student-athletes had access to Major League and Minor League coaching staffs in learning about the “Royal Way” through skill and personal development, participated in workouts with Minor League players and attended two Major League games to give them the full Spring Training experience.



YOUTH ELITE TRAINING (YET) PROGRAM

The Royals Youth Elite Training (YET) baseball and softball programs came back in full force in 2019 with a new Spring session, in addition to Fall. The YET program is designed to identify athletes who have the skills and desire to compete on a more competitive level. The Spring baseball session focused on a series of hitting, fielding and base running drills while the Fall session focused on individual positions, beginning with pitching and catching. The



weekly softball sessions covered basic mechanics of the game, including offensive and defensive fundamentals. Over 300 boys and 100 girls participated in both sessions throughout the year.



RAISING ROYALS AFTER-SCHOOL PROGRAM

The Raising Royals program welcomed 3rd-5th grade scholar-athletes from 13 area schools for the 2019-2020 school year. The program runs from Monday-Thursday and provides the opportunity to grow the knowledge of baseball and softball while emphasizing the importance of character development, educational enrichment and physical wellness. Scholar-athletes also engage in daily activities, both educational and baseball/softball-related, that provide measurable improvements of performance on and off the field including Science of Baseball lessons, monthly community service projects and enhancing interpersonal skills.

MLB ALL-STAR WEEK 2019

Major League Baseball hosted the 2nd annual Jennie Finch Classic and Commissioner's Cup in Cleveland, Ohio as part of the 2019 All-Star Week festivities. Both events are semi-competitive youth baseball and softball tournaments for Major League Baseball Youth Academies. The KCUYA selected 14 boys and 13 girls, ages 14-17, to represent the

Academy and showcase their talent on the field. Throughout the week, participants had the opportunity to compete in games, and take in MLB All-Star Week events such as the Celebrity Softball game and Futures game, a first-time memorable experience for all of the student-athletes.

**MLB BREAKTHROUGH SERIES**

This year, the MLB Softball Breakthrough Series made its way to Kansas City for the first time. The event is designed to promote softball as a viable collegiate option for girls from underrepresented and underserved communities. The event is completely cost-free for participants, who are selected by invitation only. The program focuses on developing players on and off the field through seminars, mentorship, gameplay, scout evaluations, video coverage and the highest level of instruction. In all, 60 participants from the class of 2019, 2020 and 2021 were selected from all over the country through league nominations. These athletes had the opportunity to work with U.S. Olympians, former National Team members and coaches for three days of on and off-field instructions and scrimmages.





JOHN SHERMAN

CHAIRMAN AND CEO

On August 30, 2019, John J. Sherman reached an agreement to purchase the Kansas City Royals from the Glass family, officially becoming the franchise's third owner on November 25, 2019. Having lived in Kansas City for over 40 years, Mr. Sherman has been an entrepreneur, civic leader, and philanthropist who is extensively involved in the business, civic, and philanthropic communities in the region.

Prior to his purchase of the Royals, Mr. Sherman served as a Vice Chairman and minority ownership partner of the Cleveland Indians, beginning on August 19, 2016. During his three-plus seasons with Cleveland, he was active in the management of the ball club and was also active on Major League Baseball's Audit Committee.

He has been responsible for establishing two successful businesses in Kansas City. His first startup, LPG Services Group, grew rapidly and merged with Dynergy (NYSE: DYN) in 1996. Mr. Sherman later founded Inergy L.P., which went public in 2001. He led Inergy through a period of tremendous growth, merging it with Crestwood Holdings in 2013, and continues to serve on the board of (now) Crestwood Equity Partners (NYSE: CEQP).

Mr. Sherman was recognized as an Ernst & Young Entrepreneur of the Year in 2002 and later inducted into the 2014 inaugural class of the University of Missouri-Kansas City (UMKC) Bloch School of Business Entrepreneurs Hall of Fame with a group that included Ewing Kauffman – the original owner of the Royals – and Lamar Hunt, a founder of the American Football League (AFL) and owner of the Kansas City Chiefs.

John and his wife, Marny, reside in Kansas City, Mo. The couple is active in numerous charitable efforts with heavy involvement in educational opportunities for the underserved. He is a past Chair of the Board of Directors for both the Civic Council of Greater Kansas City and The Truman Presidential Library Institute. He currently sits on the Board of Directors for the Civic Council, UMKC Foundation and Teach for America Kansas City, while also serving as a trustee of the Kauffman Foundation and the National World War I Museum.

Mr. Sherman earned his degree from nearby Ottawa University (Kan.), where he played quarterback for the Braves' football team.





BROOKS SHERMAN

SR. ADVISOR-BUSINESS PROCESSES

R. Brooks Sherman, Jr. serves as the Royals Senior Advisor-Business Processes to Mr. John Sherman (no relation to Mr. John Sherman). Brooks also serves in a financial advisory role with Royal Blue Equity, LLC, the entity comprised of the Kansas City-based investment group formed to purchase the Kansas City Royals. He served in a similar capacity from 2016-19 as part of John Sherman's minority ownership in the Cleveland Indians.

From December 2000 to June 2013, Brooks served as Chief Financial Officer, and ultimately President, of Inergy, L.P. and its affiliates, including two additional publicly traded Master Limited Partnerships. Prior to its merger with Crestwood Midstream Partners, L.P. in 2013, Inergy had achieved total enterprise value of nearly \$5 billion through its ownership and management of growth oriented natural gas storage and transportation infrastructure and retail propane distribution businesses. He began his career as a CPA in public accounting with KPMG and Ernst & Young before spending 17 years in executive accounting and finance roles with publicly-traded finance and energy companies.

Brooks earned his Bachelor of Science degree in accounting from Missouri State University in 1988.

He and his wife, Carol, live in Leawood, Kan., and have three sons: Nick, Alex & Hank.



SARAH TOURVILLE

SR. ADVISOR-REVENUE, STRATEGY & INNOVATION

Sarah Tourville is in her first season with the Royals, serving as the Senior Advisor to Chairman and CEO John Sherman, overseeing revenue, strategy and innovation.

Prior to taking the job with Kansas City, Tourville worked with television networks Fox Sports and ESPN for 20 years. She most recently worked for Fox, creating and managing the Brand Partnership Team. Her team was responsible for developing innovative and unique content offerings to support a business plan of \$2 billion. She also led the strategic planning and collaboration for each of Fox's major sports partnerships, including the NFL, MLB, college football and basketball, FIFA and NASCAR. She was tasked with aligning the technology initiatives to brands and monetizing Fox's initiatives, which included developing and championing a digital strategy connecting content to Facebook, Twitter, Instagram and Snapchat.

Tourville also spent 13 years with ESPN, mostly working out of the Midwest National office in Chicago. At ESPN, she was responsible for managing a team of 40+ people with a revenue goal of \$350 million across ESPN networks, digital, mobile, audio and print properties. She also engaged with the top few hundred brands, connecting their objectives to ESPN's content.

Her 20+ years in the sports industry has provided opportunities across media, marketing, content development and distribution as well as public relations/communications. Tourville has managed significant revenue and been successful due to focus on strategic planning and the ability to innovate and anticipate trends and change.


A native of St. Louis, Mo., Tourville graduated from Miami University (Ohio) and lived in Chicago for 16 years, before returning to St. Louis, where she resides with her children: Lilly (12) and Ben (10).

Tourville also serves on the Board for The Service Bureau, The St. Louis Sports Commission as well as several committees related to her children's school and sports.

KANSAS CITY ROYALS OWNERSHIP GROUP

John Sherman, Chairman and CEO, Kansas City Royals

Brooks Sherman	Knothole Sports, LLC
Paul Edgerley	Co-Founder/Managing Director, VantEdge Partners
Bill Gautreaux	Managing Partner, MLP Holdings
Carl Hughes	Hughes Sports, LLC
Terry Matlack	Co-Founder/Managing Director, VantEdge Partners
PJM Baseball, LLC	
The Dunn Family and JE Dunn	
The Lockton Family	
Michael Haverty	The Michael and Marlys Haverty Family
Seventh Inning Stretch, LP	
Peter and Veronica Mallouk	President, Creative Planning
Rob Kaplan	Business Leader/Venture Philanthropist
PlayBallKC LLC	
Alan Atterbury,	Blue Note, LLC
J.B. Hebenstreit,	
Don Wagner	
Mariner Kemper	UMB Financial Corporation, along w/the Kemper Family
Kent McCarthy	President and Founder, Jayhawk Capital Management
Eric Stonestreet	Actor/Entertainer
Jay A. Pack	President, Pack Family Partnership
Dan Dees	Co-Head of Investment Banking, Goldman Sachs
Mark Demetree	Chairman, MCD Investments LLC





DAYTON MOORE

SR, VP-BASEBALL OPERATIONS/GENERAL MANAGER

Dayton Moore is in his 14th full season with the Kansas City Royals in 2020 after being named Senior Vice President-Baseball Operations/General Manager on May 30, 2006. He officially assumed his duties, becoming the sixth general manager in franchise history, on June 8, 2006.

From day one, the goal Moore set out to accomplish was bringing a World Championship back to Kansas City, a dream that was brought to fruition in 2015. The Royals bested the New York Mets in five games to win the franchise's first World Series in 30 years. The club became just the fourth since 1997 to reach the World Series in back-to-back seasons after falling to the San Francisco Giants in the 2014 Fall Classic.

The 2019 season featured several individual accomplishments at the Major League level as Jorge Soler became the second player to break the franchise's home run record in the last three seasons, slugging a career-high 48. Whit Merrifield led the Majors in hits for the second-straight season, with 206, which were the most by a Royal since 2000. At the minor league level, four of Kansas City's affiliates were crowned champions of their respective leagues, while a fifth finished as a runner-up after advancing to the championship round. The Royals became the first organization to have five affiliates qualify for their league championship series in Major League history and the first to have four win championships since the Cleveland Indians in 2004.

Moore's tenure in Kansas City has been one of the most successful runs in franchise history as the Royals have boasted 17 *Rawlings* Gold Glove Awards, 28 All-Star Game selections, five Silver Sluggers and a Cy Young Award winner. Since he took over as general manager in 2006, no Major League club has earned more *Rawlings* Gold Gloves, while KC's run of eight-straight years with at least one Gold Glove winner is the longest active streak in the American League and second longest in the Majors, behind Colorado's nine.

ROYALS GENERAL MANAGERS

Cedric Tillis	1969-74
Joe Burke	1974-81
John Scheurholz	1981-90
Herk Robinson	1990-2000
Allard Baird	2000-06
Dayton Moore	2006-present

The 2015 season was one for the ages as Kansas City stormed to their first AL Central Division title, winning an American League-best 95 games, their highest total since 1980. The club became just the second in Major League history to improve its win total in six-straight seasons. Along the way, the Royals set records in attendance, drawing 2.7 million fans to their 81 home games; local television viewership, recording an MLB-best 12.3 household rating during the 2015 season; and All-Star Game selections, sending seven players to the Midsummer Classic, which included four players who were selected as starters.

Moore has received several accolades over the last five years, being named to the Kansas Baseball Hall of Fame and the Kansan of the Year in 2014. He has also been tabbed "Executive of the Year" by Major League Baseball (GIBBY Awards) in both 2014 and 2015 and earned the same distinction from the Kansas City Sports Commission in 2015. He was also recognized by the Boys & Girls Club with the John J. "Buck" O'Neil Diamond MVP Award as well as the Negro League Baseball Museum's Rube Foster Award for A.L. Executive of the Year in 2016.

In 2016, Moore had the honor of being the featured speaker at the National Prayer Breakfast Leadership Luncheon in Washington, D.C. The National Prayer Breakfast is a series of meetings, luncheons and dinners, established in 1953 under Kansas native, President Dwight D. Eisenhower.

Under the direction of Moore, the Kansas City MLB Urban Youth Academy officially opened in 2017. While being viewed as a model for youth baseball and softball development, the \$21M facility is a center for character development and educational advancement for our Community's urban youth. Using a focused intent on treating the Academy as an extension of the Royals minor league system, Moore's vision of providing kids the opportunity to develop "The Royals Way" is also fostering a culture that eliminates economic and social barriers in the City.

A leader in the Kansas City community, Moore is also a regular speaker at numerous community events each year. In 2013, Moore started the "C" You In the Major Leagues Foundation. It was created to support youth baseball, education, families in crisis and faith-based programs and organizations. The foundation's mission is to provide hope and support to children and families by using youth baseball to develop future character-driven leaders. With that in mind, Moore started the "C" You at "The K" program in 2016, bringing high school students from six local youth organizations — the KCMO Police Athletic League, Ozanam, Boys Hope Girls Hope of Kansas City, the Guadalupe Center, and the two area RBI programs — for a special evening at Kauffman Stadium, including a character-based leadership discussion with the students. Some of the other organizations that have benefitted from "C" You In the Major Leagues are the Jewish Community Center, Higher M-Pact, National Center for Fathering, and the City Union Mission. Following the 2014 season, Moore wrote a book, "More Than a Season" (updated in 2016), with all of the author proceeds going to "C" You In the Major Leagues.

Moore, a native of Wichita, Kan., brought an impressive resume to the Royals in 2006, having previously worked for the Atlanta Braves' organization during their run of 14-straight division titles.

With Atlanta, Moore served three years as Director of Player Personnel, beginning in 2002. He originally joined the Braves' organization as an area scouting supervisor and was promoted to the front office in August, 1996 as an assistant in the baseball operations department.

Before joining the Braves, Moore served as an assistant baseball coach at his alma mater, George Mason University (1990-94). He received a bachelor's degree (1989) and a master's degree (1992) from GMU.

Moore and his wife, Marianne, reside in Leawood, Kan., and have two daughters, Ashley and Avery, and a son, Robert.

**KEVIN UHLICH**

SR. VP-BUSINESS OPERATIONS

Kevin Uhlich is in his 14th season in Kansas City after being named the Royals Senior Vice President-Business Operations on Nov. 7, 2006. Uhlich has 43 years of professional baseball experience which started as a batboy for the then, California Angels in 1976. Uhlich oversees the entire business side of the Royals' organization and specifically spearheaded the \$275M renovation of Kauffman Stadium, which was completed for the 2009 season. Uhlich also led the complete renovation of the Royals winter home in Surprise, Ariz. which was completed in February, 2016.

Uhlich was in charge of the club's efforts to secure the 83rd Major League Baseball All-Star Game played in Kansas City in 2012. He was also instrumental in leading the planning efforts during the 2014 and 2015 postseasons, including the first World Series games played at Kauffman Stadium in over 29 years.


He came to the Royals after serving as Executive Vice President for the Washington Nationals during their start-up in 2005 and 2006. He joined the Nationals' organization as their first Executive Vice President of Business as the club made the historic move from Montreal to Washington, D.C., prior to the 2005 season. He was tasked with assembling the club's entire business organization in just 45 days while also supervising an \$8M renovation of RFK Stadium leading up to the inaugural game. During the first two years, while the club was owned by Major League Baseball, Uhlich continued to lead the business efforts as the Nationals transitioned to the new Lerner family ownership group. During his tenure in Washington, he also was instrumental in the design and planning for the \$611M Nationals Park in Washington, D.C., which opened prior to the 2008 season.

Uhlich spent his first 28 seasons in the Los Angeles Angels' organization learning the business from the ground up. Starting in the Angels Clubhouse at the age of 19 and then moving to the front office as an assistant in the Stadium Operations department in 1981. Uhlich continued to ascend the corporate ladder while serving in various roles as Vice President of Stadium Operations and Vice President of Sales, Marketing and Operations.

When the Walt Disney Company purchased the Angels organization from Gene Autry in 1996, Uhlich was tabbed to direct the \$140M renovation of Anaheim Stadium on behalf of Disney Sports Inc.; a move that would eventually define his career. Upon the completion of the renovation in 1998, Uhlich was again asked to take the reins of the entire Angels business organization for Disney Sports. It was during this time Uhlich led the effort to overhaul the Angels' brand identity to become southern California's only "red team"; a branding strategy which more than two decades later still dominates the geographic area and has become symbolic of the Angels brand. He was ultimately named the club's Senior Vice President of Business Operations in 2002; the same season the Angels won their first World Series title.

Uhlich currently serves as a Board Member for Starlight Theater in Kansas City and shares a love for the Arts with his entire family.

A native of Anaheim, California, Uhlich and his wife, Juanita, have twin boys, Chase and Cody, and a daughter, Katie. They reside in Overland Park, Kan.



Senior VP-Business Operations Kevin Uhlich presents legendary singer/writer Billy Joel with a custom jersey before Joel's concert at Kauffman Stadium in 2018.



BEN AKEN

VICE PRESIDENT-COMMUNITY RELATIONS

Ben Aken is in his fifth season as the Vice President-Community Relations. In his role, he's tasked with overseeing all of the club's community relations efforts, which includes Royals Charities, the team's foundation. In 2019, the Royals provided more than 1,200 nonprofits with in-kind support and Royals Charities distributed over \$1.5 million in grants to 116 area charitable organizations impacting children, education, youth baseball/softball and military families.

Aken is in his 21st season with the club, having previously served as the Senior Director-Community Relations from 2009-15. He joined the Royals in 2000 as an intern in the Community Relations Department and has served in various capacities within the department since.

Highlights of his time include helping several players earn national charitable outreach awards, overseeing more than \$2.5 million in community projects as part of the 2012 MLB All-Star Game and World Series appearances and facilitating a Royals USO Entertainment Tour to Kuwait in 2018.

He grew up in Papillion, Neb., attending Omaha Royals and Kansas City Royals games throughout the summers. He graduated cum laude from the University of Nebraska with a Bachelor of Science in Business Administration. During his time in Lincoln, he worked in the athletic marketing office.

Aken currently resides in Kansas City, Mo.



GEORGE BRETT

VICE PRESIDENT-BASEBALL OPERATIONS

George Brett is in his 27th season as the Royals' Vice President-Baseball Operations, continuing his long-time association with the organization. The 66-year-old Hall of Famer, who was selected by the Royals in the second round of the 1971 June Free Agent Draft, spent his entire big league playing career in Kansas City before moving into the front office following his retirement in 1993.

During the 2013 season, Brett took on the role of interim hitting coach, being named to the position on May 30. He served in that capacity until July 25, when he resumed his role as Vice President-Baseball Operations and Pedro Grifol was named full-time hitting coach.

Brett was inducted into Baseball's Hall of Fame in July of 1999 after receiving 98 percent of the votes, the seventh-highest mark in history. He played 21 seasons for the Royals, collecting 3,154 hits, three batting titles (1976, 1980 and 1990) and a Most Valuable Player Award (1980). The Royals retired Brett's number 5 and inducted him into the club's Hall of Fame on May 14, 1994.

Brett is involved in numerous charitable causes as well as several enterprises. He and his brothers own Brett Brothers Sports International which manufactures bats, gloves and other baseball equipment. Brett Brothers also own interest in several professional teams.

In 2018, Brett led a group of Royals alumni to visit U.S. troops in the Middle East as part of Fox Sports Kansas City's "This One's For You" broadcast.

George and his wife, Leslie, have three sons: Jackson, Dylan and Robin.



MIKE BUCEK

VP-MARKETING & BUSINESS DEVELOPMENT

Michael Bucek is in his 11th season as the Royals' Vice President-Marketing & Business Development. He oversees Royals marketing and branding, ticket sales and service, corporate partnerships, digital platforms, radio broadcast sales and in-game entertainment. Royals marketing has garnered multiple industry awards including four prestigious Clio Sports Awards. In 2020, Royals marketing will continue to build the Royals brand across the region and expand the Club's reach through new partnership activations, theme ticket promotions and enhanced content across social media platforms. A special focus on attracting youth and a diverse fanbase will be an integral part of this season's marketing efforts.

Prior to joining the Royals in 2009, Bucek spent five years with the NHL's Phoenix Coyotes where he was the club's Executive Vice President/Chief Marketing Officer. During Bucek's tenure, the Coyotes marketing department created numerous initiatives designed to grow the sport of hockey in a non-traditional market and received several prestigious awards, including the NHL's Best Member Club Marketing Campaign.

Bucek spent two years with the Indy Racing League where he served as Vice President of Sales and Business Development. In this capacity, Bucek was responsible for managing corporate sales, fulfillment, and business development for the IndyCar Series.

Bucek also previously was with the Milwaukee Brewers as Vice President of Ballpark Development for six seasons. He negotiated the naming rights and concessions agreements for Miller Park as well as primary sponsorship and broadcast rights agreements. He supervised suites sales and represented the franchise through the ballpark design process. Bucek developed new branding for the Brewers and for the 2002 MLB All-Star Game in conjunction with Major League Baseball. Bucek was the liaison to the City of Phoenix throughout the development of Maryvale Baseball Park and managed the club's spring training operations.

He served as the Director of Marketing and Broadcasting for the Chicago White Sox for seven years. He was responsible for corporate sales and fulfillment, marketing, promotions, broadcasting and game entertainment. He negotiated sponsorship and broadcast agreements for the White Sox and created new branding for the franchise, producing unprecedented licensed product sales in the early 1990's.

Bucek's career in sports started in the Pacific Coast League with the San Francisco Giants Triple-A affiliate, the Phoenix Firebirds, from 1985 to 1988. While with the Firebirds, he was responsible for the Club's business operations and Oakland Athletics spring training operations.

Bucek and his wife Sharon live in Lenexa, Kan., and have three children: Tyler, Ali and Rachel.



TOBY COOK

VICE PRESIDENT-PUBLICITY

Toby Cook is in his 14th full season with the Royals and serves as the team's Vice President-Publicity. A veteran of broadcast journalism, Cook is a main spokesperson for the Club's off-the-field matters. He works with local, regional and national media and regularly speaks to organizations throughout the Midwest on Royals activities. He also serves an integral role in Royals

FanFest and other special events.

Cook had previously served as Vice President of Community Affairs & Publicity and oversaw the team's community and charity initiatives. During that time, the Royals added a series of successful charity events, distributing millions of dollars in grants, tickets and memorabilia to the community.

Prior to joining the Royals, Cook spent 15 years as a news anchor and reporter at four television stations, including WDAF-TV in Kansas City. He has also reported for several radio stations and newspapers.

Cook is a graduate and Outstanding Alumnus Award winner from Pittsburg (Kan.) State University.

He and his wife, Barbara, live in Overland Park, Kan., and have five children: Adam, Molly, Annie, Andrew and Caroline.



RENE FRANCISCO

VP/ASST. GM-MAJOR LEAGUE & INTERNATIONAL OPS

Rene Francisco is in his 14th season with the Royals and sixth as the club's Vice President/Assistant General Manager-Major League and International Operations. He was named Special Assistant to the General Manager/International Operations on Aug. 13, 2006 and promoted to Assistant GM/International Operations on Nov. 2, 2012. He was appointed to his current

role on Jan. 5, 2015.

Francisco joined the Royals after working for the Atlanta Braves as Director of International Scouting in 2005. He returned to Atlanta after spending three years with the Los Angeles Dodgers as the Director of International Scouting. He initially joined the Braves in 1993 as an international scout, a position he held for three seasons before he was promoted to an Area Coordinator (Florida) during the 1998 season. He was the team's International Coordinator for Latin America from 2000-02.

He attended and played baseball at Indian River State College and Jacksonville University before being drafted in the 38th round by the Chicago Cubs in 1989. An outfielder, Francisco played two seasons in the minors before joining Palm Beach Community College as a coach.

He and his wife, Claudia, reside in Wellington, Fla. Their son, Diego, was selected by the Royals in the 40th round of the 2014 Draft.



DAVID LAVERENTZ

VICE PRESIDENT-FINANCE & ADMINISTRATION

David Laverentz is in his 12th year in Kansas City, after joining the club in 2009 as the Vice President-Finance & Administration. As the Royals' Chief Financial Officer, he oversees all financial aspects of the organization including payroll, capital planning, budgeting, financial reporting, and cash management. In addition, Laverentz oversees Information Technology, Human Resources

and Ticket Operations for the Royals.

Prior to joining the Royals, Laverentz was a senior manager in the audit practice of the Big Four accounting firm KPMG and also worked for 15 years in the banking industry. He currently serves as Treasurer for two Kansas City charities, Royals Charities and Kansas City Urban Youth Academy.

He has a bachelor's degree from Kansas State University and has a master's degree in accountancy from the University of Missouri – Kansas City. Laverentz is a member of the American Institute of Certified Public Accountants and is a licensed CPA.

He resides in Leawood, Kan., with his wife, Delois, and their children, Daniel and Matthew.



J.J. PICOLLO

VP/ASST. GM-PLAYER PERSONNEL

J.J. Picollo is in his sixth season as the club's Vice President/Assistant General Manager-Player Personnel. He was promoted to his current position on Jan. 5, 2015. He previously served as the Royals' Assistant General Manager-Scouting & Player Development, a role he held since 2008. Picollo joined KC's Baseball Operations Department on Aug. 13, 2006 as Director of Player Development.

He came to the Royals after serving as the Director of Minor League Operations for the Atlanta Braves beginning in 2005 and had been with the organization since 1999. Prior to his promotion as Director of Minor League Operations, Picollo served as the Assistant Director of Player Development after working as an Area Scouting Supervisor for Virginia, Maryland, Delaware, West Virginia, Pennsylvania, New Jersey and Washington D.C.

Before joining the Braves in 1999, Picollo served as Recruiting Coordinator and Hitting/Catching Instructor for five years, three at George Mason University and two at The George Washington University. He was drafted on two occasions by the Cincinnati Reds (1989 and 1993) and eventually signed with the New York Yankees after his senior year at GMU in 1994. He played his first two years of college baseball at North Carolina State University. He earned his bachelor's degree in communications at GMU and his master's degree in sports administration from The George Washington University.

He and his wife, Nicole, reside in Leawood, Kan., with their three children: Michael, Ryan and Lauren.



SCOTT SHARP

VP/ASSISTANT GM

Scott Sharp is in his 14th season in the Royals' front office and third as the Vice President/Assistant General Manager. He was named to his current role on Jan. 7, 2018. He has previously served as the Director of Player Development from 2013-14 and Assistant General Manager-Baseball Operations from 2015-17. He joined the organization on Sept. 28, 2006 as Assistant Director of Player

Development and was promoted to Director of Minor League Operations on Aug. 1, 2008.

He joined the Royals after serving as an area scout for eight seasons with three Major League clubs. He was most recently with the Texas Rangers where he worked as an area scout for two years and was responsible for North Carolina, South Carolina and Georgia. Prior to joining Texas, he was an area scout for Pittsburgh for two seasons (2003-04) and the Los Angeles Dodgers for four years (1999-2002). He was named the Dodgers' Scout of the Year in 2000. The first player he signed, Eric Junge, debuted with the Philadelphia Phillies in 2002.

Sharp began his professional career as a 25th-round selection of the Cincinnati Reds in 1994. He was a catcher in the Reds' system through the 1997 season.

He earned his bachelor's degree in accounting from The George Washington University, where he played four seasons as an infielder, catcher and pitcher.

A native of Sykesville, Md., he currently resides in Lee's Summit, Mo., with his wife, Kimberly and sons, Hayden and Myers.



MIKE SWANSON

VP-COMMUNICATIONS & BROADCASTING

In his 42nd season of Major League Baseball in 2020, this is Mike's 14th year as the Royals' Vice President-Communications & Broadcasting. Known as "Swanee" throughout the industry, he has had the good fortune to work in the front office for a World Series Champion in each league. He returned to Kansas City prior to the 2007 season after nine years with the Arizona Diamondbacks, where he was the Senior Director of Public Relations, a stint that included a World Series title in 2001.

In 2002, Swanson earned the prestigious Robert O. Fishel Award for Public Relations Excellence. The award, named after the long-time baseball executive, goes to the "Active, non-uniformed representative of Major League Baseball whose ethics, character, dedication, service, professionalism and humanitarianism best represents the standards propounded by Robert O. Fishel." He has spoken on four occasions at the Major League Baseball Rookie Career Development Program in Leesburg, Va., becoming the first club PR representative to serve on a panel in the 27-year history of the program. Swanee served as the Public Relations liaison for the MLB All-Star squad that played an eight-game series in Japan in November, 2000.

He was also the PR liaison for the 2013 World Baseball Classic champion Dominican Republic squad and acted in the same role during the 2017 tournament.

Prior to his start-up role with Arizona, Swanee had a similar experience with the Colorado Rockies, joining their staff in 1992 as the Public Relations Director, a year before they played their first game. He also worked in the PR department with the San Diego Padres for seven seasons.

Though baseball is his passion, Swanee has had the opportunity to work in other sports. His mother, the late Betty Swanson, worked for both the Kansas City Athletics and Chiefs over a 36-year span, with the younger Swanson tagging along and working in the equipment rooms of both franchises.

Around his baseball career, Swanee served as a television statistician, starting in 1977 with the late-Keith Jackson on college football and evolving into stints with Monday Night Football, and the sharing of booth space with some of the top announcers in sports. The University of Kansas alum has worked six Final Fours, six Super Bowls, four NFC Championship Games, five Sugar Bowls, six Cotton Bowls, three Fiesta Bowls, the 2007 BCS Title Game, 23 Maui Invitationals and the Battle 4 Atlantis tournament in 2018.

A 1972 graduate of nearby Raytown High School, Swanson was inducted into the Raytown School District Hall of Fame in 2016. He and his wife, Renee, have a daughter, Rachel, who is a junior at KU, and reside in Lee's Summit.

ROBERT O. FISHEL AWARD WINNERS

Year	Winner (Club/Affiliation)
1981	Robert O. Fishel (AL)
1982	Robert W. Brown (Orioles)
1983	Larry Shenk (Phillies)
1984	Arthur "Red" Patterson (Angels)
1985	Jim Ferguson (Reds)
1986	Fred Claire (Dodgers)
1987	Jim Toomey (Cardinals)
1988	Tom Mee (Twins)
1989	Donald Davidson (Astros)
1990	Ned Colletti (Cubs)
1991	Phyllis K. Merhige (A.L.)
1992	Richard Griffin (Expos)
1993	John Blake (Rangers)

Year	Winner (Club/Affiliation)
1994	Kate Feeney (N.L.)
1995	Howard Starkman (Blue Jays)
1996	Bill Guillole (MLB)
1997	Dick Bresciani (Red Sox)
1998	Jay Horowitz (Mets)
1999	Bob DiBiasio (Indians)
2000	Tim Mead (Angels)
2001	Rob Matwick (Astros)
2002	Mike Swanson (Diamondbacks)
2003	Rick Vaughn (Devil Rays)
2004	Jeff Idelson (Hall of Fame)
2005	Randy Adamack (Mariners)
2006	Rob Butcher (Reds)

Year	Winner (Club/Affiliation)
2007	Rich Levin (MLB)
2008	Scott Reifert (White Sox)
2009	Patrick Courtney (MLB)
2010	Jay Alves (Rockies)
2011	Jim Trdinich (Pirates)
2012	Staci Slaughter (Giants)
2013	Tim Hevly (Mariners)
2014	Jason Zillo (Yankees)
2015	Brian Bartow (Cardinals)
2016	Bart Swain (Indians)
2017	Gene Dias (Astros)
2018	Josh Rawitch (Diamondbacks)
2019	Tyler Barnes (Brewers)



Lonnie Goldberg

ASSISTANT GM-AMATEUR SCOUTING

Lonnie Goldberg is in his 13th season with the Royals and second in his role as the Assistant GM/Amateur Scouting. He previously served as the club's Director of Scouting for eight years and was the Director of Baseball Operations for three seasons.

Goldberg spent the previous six seasons in Atlanta as an area scout and, most recently, as a national scouting supervisor. As an area scout, he covered various territories including Canada and the Northeast. He also has scouted the junior college ranks extensively.

The Fairfax, Va., native was a 27th-round selection by the Texas Rangers in 1993 following a standout career at George Mason. At GMU, he played for Royals' Sr. VP-Baseball Operations/General Manager Dayton Moore and with Royals' VP/Assistant GM-Player Personnel J.J. Picollo. An infielder, Goldberg played three seasons in the minors with Texas before playing in both the Independent Leagues and overseas in Taiwan.

He ended his playing career in 2000 in the Rockies' system before managing the Yuma Bullfrogs in the Independent Western League in 2001.

He and his wife, Blythe, son, Jaxon, and daughter, Jaden, reside in Overland Park, Kan.



Albert Gonzalez

ASSISTANT GM-INTERNATIONAL OPERATIONS

Albert Gonzalez is in his third season as Assistant General Manager-International Operations, returning to the Royals after spending the previous 12 seasons as the Miami Marlins' Director of International Operations. In his role, Gonzalez oversees all parts of international operations, including scouting, player development and operation of the club's Dominican Academy.

Gonzalez started his career in the Royals' organization in 1993 as an associate scout, before being promoted to part-time scout and area supervisor by then-Scouting Director, Art Stewart. Gonzalez spent his last seven seasons in Kansas City (1999-2005) as Latin American Scouting and Player Development Coordinator, overseeing the scouting of professional winter leagues in Venezuela and the Dominican Republic and served as a territorial scout in South Florida.

He was born in Miami and grew up in Hialeah, Fla., graduating from Nova Southeastern University in Fort Lauderdale, Fla., in 1995. Gonzalez and his wife, Heather, reside in Coral Springs, Fla., with their daughters, Shelby and Amanda.



DANIEL MACK

ASSISTANT GM-RESEARCH & DEVELOPMENT

Dr. Daniel Mack is in his second season as Assistant General Manager-Research & Development and his eighth season with the Royals overall. He was named to his current position on Jan. 31, 2019 after serving as the Senior Director-Quantitative Analysis/Amateur Scouting and Director-Baseball Analytics/Research Science previously. Mack oversees the Quantitative Analysis staff to

assist with research and development across all areas of Baseball Operations with a focus on amateur scouting.

Prior to accepting the job with Kansas City, Mack obtained a doctorate in computer science from Vanderbilt University. At Vanderbilt, Mack's dissertation focused on Machine Learning and Anomaly Detection. While pursuing his doctorate, Mack worked as a research assistant at the Institute for Software Integrated Systems where he and his research group won the NASA Associate Administrator Award for Technology and Innovation for work combining machine learning with fault diagnosis.

He was also a teaching assistant while completing his master's degree in computer science with a concentration in machine learning at Columbia University in New York. Mack graduated with a bachelor's degree in computer science from the University of Notre Dame in 2006.

A native of Reno, Nev., he resides in Kansas City, Mo.



JIN WONG

ASSISTANT GM-BASEBALL ADMINISTRATION

Jin Wong is in his 21st season in the Royals' organization and sixth as Assistant General Manager/Baseball Administration after being promoted on Jan. 5, 2015. He joined the Royals as Scouting Operations Coordinator in 2000, was promoted to Manager of Scouting Operations in 2001, Manager of Baseball Operations in 2002, Director of Baseball Operations in 2004 and Director of

Baseball Administration in 2006.

Wong assists General Manager Dayton Moore in strategic planning as it relates to contract negotiations, salary arbitration matters and roster management. His responsibilities also include the interpretation and application of the Basic Agreement and Major League rules, budgetary procedure for Baseball Operations and oversight of the club's video coordination for the Major League team.

He came to Kansas City from Richmond, Va., former Triple-A affiliate of the Atlanta Braves, where he was the Group Sales Manager. Prior to joining Richmond, he worked for Atlanta as a Baseball Operations Trainee in 1997.

Wong received a Bachelor's of Science degree in business administration from the University of Mary Washington in Fredericksburg, Va., in 1997. While at Mary Washington, he was a Division III All-American in baseball in 1996. He resides in Overland Park, Kan., with his wife, Libby and sons, Kai and Tate.



KC MIKE ARBUCKLE
SR. ADVISOR TO THE GM-SCOUTING & PLAYER DEVELOPMENT

Mike Arbuckle is in his 12th season with the Royals, joining the club on Nov. 14, 2008 as Senior Advisor to the General Manager/Scouting & Player Development. He previously served the Philadelphia Phillies as Assistant General Manager/Scouting and Player Development from October, 2001 to his appointment with KC. Prior to that time he had served as the Phillies' Director of Scouting, beginning in 1992.

Arbuckle was named the Major League Baseball Midwest Scout of the Year at the 2015 Winter Meetings in Nashville, Tenn. He also received a Legends of Scouting Award from the Professional Baseball Scouts Foundation on Jan. 12, 2013.

In his role with the Phillies, Arbuckle was responsible for overseeing the scouting staff, amateur draft, international scouting program and professional scouting program. He also oversaw the player development staff and minor league instructional program along with assisting the general manager with Major League player personnel decisions such as trades and free agent acquisitions.

Arbuckle began his scouting career as a part-time scout with the Phillies in 1977 before joining the Atlanta Braves in 1980 for a 12-year stint in which he served as an area scout, regional scouting supervisor and national cross-check scout. He has scouted at all levels during his career.

A graduate of Trenton (Mo.) High School and North Central Missouri College, Arbuckle received a bachelor's degree in education from Northwest Missouri State University and a master's in secondary education from the University of South Alabama. He was a 1969 draft selection by the St. Louis Cardinals.

Arbuckle and his wife, Martha, reside in Liberty, Mo. They have two daughters, Shelly and Kellie. They also have four grandchildren: Bethni, Austin, Katey and Emma, as well as two great-grandchildren, Addison and Aiden.



KC RAFAEL BELLARD
SPECIAL ASSIGNMENT COACH

Rafael Belliard is in his seventh year with the Royals. He assumed the title of Special Assignment Coach this offseason. He previously served as a Special Assistant to the General Manager and as a roving infield instructor previously.

Belliard served as Detroit's infield coach from 2006-13 and was the first base coach in 2013. He was a roving minor league infield instructor with Atlanta from 2000-05.

An infielder, Belliard played 20 seasons of professional baseball, including 17 at the Major League level. He played on eight division-winning clubs with Pittsburgh and Atlanta, including the World Series champion Braves club in 1995.

Rafael resides in Boca Raton, Fla., with his wife Leonora. The couple has one son, Kevin.



KC BLAINE BOYER
SPECIAL ASSISTANT TO BASEBALL OPERATIONS

Blaine Boyer is in his second year in the Royals front office, serving as a Special Assistant to Baseball Operations. In his role, he works on special assignment projects throughout the organization.

Boyer retired as a player after the 2018 season, when he pitched in 21 games with the Royals. In his 12-year big league career, the right-hander pitched for Atlanta (2005-2009), St. Louis (2009), Arizona (2009), the Mets (2011), San Diego (2014), Minnesota (2015), Milwaukee (2016), Boston (2017) and the Royals (2018). In 2008, he finished ninth in the National League, making 76 appearances with the Braves.

A native of Atlanta, Ga., Boyer resides in Alpharetta, Ga., with his wife, Ginsey and children, Levi, Benaiah and Mary Cora.



CHINO CADAHIA

SPECIAL ASSISTANT TO THE GM/PLAYER DEVELOPMENT

Chino Cadahia is in his 44th season in professional baseball and 10th with the Royals. He is in his first season as a Special Assistant to the General Manager/Player Development.

He spent the previous six seasons as a Senior Coordinator-Player Development, while he was an Advisor to Player Development in 2014. Cadahia served as the Royals' bench coach at the Major League level in 2012-13 and was a Special Assistant to Player Development in 2011.

Prior to his tenure with the Royals, Cadahia spent 15 seasons in the Braves' organization, including four as the bench coach for the Major League club (2007-10). He started with the Braves in 1996 as the roving catching coordinator and was named minor league field coordinator in 1997. He also spent 12 seasons in the Texas Rangers' minor league system as a pitching coach and manager.

Cadahia was drafted by the Philadelphia Phillies out of Miami-Dade Community College. He played in the minors from 1977 to 1983 for the Phillies and Minnesota Twins.

Born in Havana, Cuba, Cadahia resides in Peoria, Ariz., with his daughter, Lauren.



TIM CONROY

SPECIAL ASSISTANT TO THE GM

Tim Conroy is in his ninth season with the Royals after being hired as a Special Assistant to the General Manager on Oct. 18, 2011. Conroy came to Kansas City from the Atlanta Braves' organization, where he held the position of Special Assistant to the General Manager/Major League scout, beginning in 2004.

Conroy served the Braves as a national scouting supervisor (2001-02) and a national cross-checker (2003-04). Prior to his time in the Atlanta organization, Conroy worked as an area scout and an East Coast regional supervisor with the St. Louis Cardinals from 1994-2000.

A first-round selection of the Oakland Athletics in 1978, Conroy pitched in the Majors with the A's (1978, 1982-85) and Cardinals (1986-87). He and his wife, Michele, reside in Monroeville, Pa., with their children: Jenna, Brooke and T.J.



JIM FREGOSI, JR.

SPECIAL ASSISTANT TO THE GM

Jim Fregosi, Jr. is in his ninth season with the Royals after joining the club on Oct. 18, 2011 as a Special Assistant to the General Manager.

Fregosi, Jr. spent 17 years with the Philadelphia Phillies' organization, the last three (2009-11) as a Major League scout. He initially joined the Phillies as an area scout in 1992 after completing a six-year minor league playing career. He also scouted for the Colorado Rockies from 1999-2000 before returning to the Phillies in 2001.

He attended the University of New Mexico, where he was named a first-team All-American as well as the Western Athletic Conference Player of the Year in 1985. Fregosi, Jr. was selected by the St. Louis Cardinals in the second round (42nd overall) of the 1985 Draft.

The son of former Major League manager, the late Jim Fregosi, Fregosi, Jr., was born in Inglewood, Calif., and now resides in Murrieta, Calif., with his wife, Mary, and their children: Jimmy, Katelyn and Joey.



MIKE JIRSCHLE

SPECIAL ASSISTANT TO THE GM

Mike Jirschele is in his first season as a Special Assistant to the General Manager, after serving on the Royals' coaching staff the previous six years. He was the club's third base coach (2014-19).

He previously managed the Omaha (AAA) franchise for 11 seasons (2003-13), leading the team to four division titles, three-straight trips to the Pacific Coast League championship round (2011-13), two PCL titles (2011, 2013) and a Triple-A Championship in 2013. He earned the 2011 Mike Coolbaugh Award for outstanding baseball work ethic, knowledge of the game and skill in mentoring young players on the field. Prior to his 11-year stint with Omaha, he served as the Royals' minor league infield coordinator for four years (1998-2002), while he held managerial positions with the Gulf Coast Royals (1992), Rockford (1993), Wilmington (1994) and Omaha (1995-97).

Jirschele was originally selected by the Texas Rangers in the fifth round of the 1977 MLB June Amateur Draft and played in 999 minor league games over 13+ seasons in the Rangers' and Royals' systems.

Mike and his wife, Sheri, reside in Clintonville, Wis., during the offseason. The couple has three children: Jeremy, Jennifer and Justin; and eight grandchildren: Parker, Paxton, Keegan, Taelyn, Paetyn, Taetym, Pierce and Rielyn. His son, Justin, is the manager at Birmingham (AA) in the Chicago White Sox system, while oldest son, Jeremy, is the head baseball coach at the University of Wisconsin-Stevens Point.



GENE LAMONT

SR. ADVISOR TO THE GM/BASEBALL OPERATIONS

Gene Lamont is in his third season in the Royals' front office and his 56th overall in professional baseball. The former Major League manager was hired as a Senior Advisor to the General Manager/Baseball Operations on Jan. 16, 2018.

Lamont previously served as a member of the Detroit Tigers' coaching staff for 12 seasons as the third base coach (2006-12) and bench coach (2013-17) under both Jim Leyland and Brad Ausmus. His Major League career also includes managerial stops with the Chicago White Sox (1992-95) and Pittsburgh Pirates (1997-2000), where he compiled a 553-562 overall record. He guided the White Sox to the American League West title in 1993 and was named AL Manager of the Year that season. He has also held big league coaching titles with Pittsburgh (1986-91, 1996), Boston (2001) and Houston (2002-04), serving as third base coach at each stop.

Lamont began his managerial career in the Royals' organization with Class-A Fort Myers (Fla.) in 1978, before managing at Jacksonville (1980-83) and Omaha (1984-85).

He was originally selected by Detroit in the first round of the 1965 Draft and played 13 seasons of pro baseball, including 12 in the Tigers' organization. He reached the big leagues in 1970 and played in parts of five Major League seasons (1970-72, 1974-75).

A native of Kirkland, Ill., Lamont and his wife, Melody, reside in Sarasota, Fla., during the offseason. The couple has two adult children – Melissa and Wade.



LOUIE MEDINA

SPECIAL ASSISTANT TO THE GM/PLAYER PERSONNEL

Louie Medina is in his 20th year in the Royals' organization and 13th as Special Assistant to the General Manager/Player Personnel. He also spent three seasons as a professional scout. Medina was awarded the Royals' Art Stewart Scout of the Year Award in 2009.

Medina joined the Royals after spending five years as an area supervisor for the Arizona Diamondbacks. Before scouting for the Diamondbacks, he enjoyed an 11-year playing career that began in the Cleveland Indians' organization as a first baseman and outfielder. After seven years with the Indians, he played one season in the Royals' organization at Omaha. He completed his playing career in Japan, playing for Hiroshima from 1993-95.

He was elected to the Colorado Springs Sky Sox Hall of Fame in 1992, while he was also named to the Colorado Springs Sports Hall of Fame in 2013.

Medina, a member of the 2008 Summer Olympic Baseball selection committee and the 2009 World Baseball Classic selection committee, graduated from Warren High School in Downey, Calif. He attended and played baseball at Cerritos Junior College in Norwalk, Calif. for two years and then Arizona State University for two years. He currently resides in Phoenix, Ariz., with his wife, Carla, and triplets: Arianna, Chloe and Garrett.



REGGIE SANDERS

SPECIAL ASSISTANT TO BASEBALL OPERATIONS

Reggie Sanders is in his third season in the Royals' organization, joining as a Special Advisor-Baseball Operations in 2017. In his role, he works on special assignment projects throughout the club's minor league system and serves as a coach during Spring Training.

In 2018, Sanders traveled with a group of Royals alumni to the Middle East to visit American troops serving overseas as part of Fox Sports Kansas City's "This One's For You" broadcasts.

A 1995 All-Star, 2001 World Series Champion and three-time National League Champion, Sanders wrapped up his playing career with the Royals in 2007, retiring after 17 big league seasons with eight different organizations, including two in Kansas City (2006-07). He finished with a .267 career batting average with 341 doubles, 305 homers and 983 RBI. During his time with the Royals he became the 5th player in Major League History to Achieve 300 HR / 300 SB. During his All-Star season, he batted .306 with 36 doubles, 28 homers and 99 RBI with the Cincinnati Reds, finishing sixth in MVP voting that year.

A native of Florence, S.C., Sanders resides in Myrtle Beach, S.C., with his wife, Wyndee. The couple has four daughters, Cody, Carrigan, Carson and Cooper and one grandson, Campton.



ART STEWART

SR. ADVISOR TO THE GM

The longest-tenured associate in the organization, Art Stewart is in his 51st season with the Royals, 68th in professional baseball and 18th as the Senior Advisor to the General Manager. Stewart was inducted as the 23rd member of the Royals Hall of Fame as well as the Professional Scouts Hall of Fame in 2008. He was also the 2007 winner of the Roland Hemond Award for long-time service in scouting and player development.

Stewart has held the position of Senior Special Assistant to the General Manager since

1997 after serving as the Director of Scouting since 1984.

In 2016, Stewart was inducted into the Missouri Sports Hall of Fame at a ceremony in Springfield, Mo. The previous year, he received the "Legends in Scouting" Award in Los Angeles, Calif., at the Professional Baseball Scouts Foundation's annual dinner.

During his tenure as Director of Scouting, the Royals were named Major League Baseball Organization of the Year by *USA Today* in 1984, *Baseball America* in 1994, and Topps, Inc. in 1984-85 and 1994-95. Stewart drafted more than 70 players who have reached the Major Leagues, including Bo Jackson, Royals Hall of Famers Kevin Appier and Mike Sweeney as well as Brian McCrae, Johnny Damon, Joe Randa and Carlos Beltrán. He was a 22-year member on the Major League Scouting Bureau Board of Directors.

Stewart has played a major role in the origination of the Royals Dominican program, helping the club start the Salcedo Academy in the Dominican Republic. He was recognized in 1998 when the former Royals Academy building was named in his honor.

Before joining the Royals front office, he spent 16 years covering the Midwest as a Royals scout. He began his career in professional baseball in 1953 as a territorial scout for the New York Yankees and was the Midwest Scouting Supervisor from 1958-69.

Stewart has received numerous awards during his 65 years in baseball, including the Ewing M. Kauffman Scouting Award in 1970 and 1983. In 1998 he received an award for "Long Meritorious Service to Baseball" from colleagues and the Topps Company. He received the Bing Devine Executive of the Year Award at the second St. Louis Major League Scouts Hall of Fame Banquet in 1998 and was named "Mister Baseball" at the 29th Kansas City Royals Awards Banquet in January of 1999.

Stewart was honored prior to the 2002 season at the Pitch and Hit Club of Chicago's 56th Annual Dinner with the prestigious Baseball Excellence Award, given for meritorious service to the game of baseball. In 2008, he received the Midwest Scout of the Year Award from the Scout of the Year Foundation. Also in 2008, the Royals honored Stewart by renaming the Surprise, Ariz. observation tower overlooking four fields, *The Art Stewart Tower*.

Stewart resides in Racine, Wis., with his wife, Rosemary. He has one daughter, Dawn, and two grandsons, David and Mark. In 2014, Stewart co-authored "The Art of Scouting – Seven Decades of Chasing Hopes and Dreams in Major League Baseball."



DALE SVEUM

SPECIAL ASSIGNMENT SCOUT

Dale Sveum is in his seventh season with the Royals and first as a special assignment scout. He previously served on the Royals' Major League coaching staff as the bench coach (2018-19), hitting coach (2014-17) and third base coach (2014).

During the 2017 season, Sveum's final year as the club's hitting coach, the Royals set the franchise record with 193 home runs, including a then-team record 38 by Mike Moustakas. He also helped lead the club to the 2015 World Series championship as well as back-to-back appearances in the Fall Classic in 2014-15.

Sveum came to Kansas City with an abundance of coaching experience at the Major League level, most recently serving as manager of the Chicago Cubs for two seasons (2012-13). He also served on the Milwaukee Brewers' (2006-11) and Boston Red Sox (2004-05) coaching staffs, which included a 12-game stint as the interim manager with Milwaukee in 2008. Prior to his tenure with Boston, he served as a manager with Altoona (AA) in the Pittsburgh Pirates' organization for three years (2001-03).

Sveum played 12 seasons in the Major Leagues with Milwaukee (1986-91), Philadelphia (1992), the Chicago White Sox (1992), Oakland (1993), Seattle (1994), Pittsburgh (1996-97, 1999) and the New York Yankees (1998). He enjoyed his best season in 1987 with the Brewers, slugging a career-high 25 home runs and collected 95 RBI. An infielder, Sveum was originally selected by Milwaukee in the first round (25th overall) of the 1982 Draft.

He graduated from Pinole Valley (Calif.) High School in 1982, where he earned all-state and All-America honors as a quarterback on the football team.

Dale and his wife, Darlene, reside in Scottsdale, Ariz. The couple has two children, Brittane and Rustin.



MIKE SWEENEY

SPECIAL ASSISTANT TO BASEBALL OPERATIONS

Mike Sweeney is in his seventh season as part of the Royals' front office after rejoining the organization on Feb. 7, 2014, being named a Special Assistant-Baseball Operations.

He spent 13 of his 16 Major League seasons in Kansas City (1995-2007), batting .299 and belting 197 home runs with the Royals. His standout seasons included 2000, when he knocked in 144 runs and 2002 when he batted .340, second highest in club history to George Brett's .390 in 1980. He also served as KC's team captain from 2003-07.

Sweeney was elected to the Royals Hall of Fame on Feb. 25, 2015 and was officially inducted on Aug. 15 that season. He was a five-time All-Star (2000-03, 2005), and is one of five Royals to be selected to five All-Star Games or more. He was also named Royals Player of the Year three times and ranks among the top six in 17 different offensive categories.

He was selected by the Royals in the 10th round of the 1991 First-Year Player Draft after graduating from Ontario (Calif.) High School.

In 2018, Sweeney led a group of Royals alumni to visit U.S. troops in the Middle East as part of Fox Sports Kansas City's "This One's For You" broadcast.

Sweeney resides in San Diego, Calif., with his wife, Shara, sons Michael, Donovan and Ryan (born October 2019) and daughters, McKara, Fiona and Quinn.



GENE WATSON

Sr. Director-Pro Scouting/Assistant to the GM

Gene Watson is in his 14th full season with the Royals' organization and third as the Sr. Director-Pro Scouting/Assistant to the General Manager, being promoted on Jan. 29, 2018. In his role, Watson oversees the club's Pro Scouting Department. He was named a Major League scout for the Royals on Aug. 16, 2006, before being promoted to Coordinator-Pro Scouting on Oct. 31, 2008 and to the Director-Pro

Scouting in 2012.

Watson was honored by the Professional Baseball Scouts Foundation in January 2018, receiving the Legends in Scouting Award. The award is presented annually to a pro scout who exemplifies a love for the game and a passion for scouting.

He came to the Royals from the Florida Marlins' organization, where he was a professional scout covering the AL and NL Central Divisions, as well as the Double-A Texas League for four years, including the Marlins' 2003 World Series season. He worked with the San Diego Padres beginning in 1997 and then joined the Atlanta Braves in 2000, working under current Royals' Sr. VP-Baseball Operations/General Manager Dayton Moore, covering a number of minor leagues, as well as evaluating the top amateur players. He has more than 25 years of experience covering Major League Spring Training, minor league scouting, and has scouted the Dominican, Venezuelan and Mexican winter leagues.

Watson has been a member of several USA Baseball selection committees, including for the 2008 Summer Olympics, 2009 World Baseball Classic, the 2009 Gold Medal-winning team at the IBAF World Cup and most recently, for the 2015 Pan Am Games.

Watson partners with the University of Texas at Austin School of Education and Texas Athletics Career Services to support UT student-athletes' leadership and career development.

He played college baseball at the University of Texas at Arlington from 1989-91 and joined the Texas Rangers' stadium operations staff in 1989. A 1987 graduate of Temple High School (Texas), he resides in Georgetown, Texas.

He and his wife, Melanie, have two children: Tyler (26) and Macey (23).



DONNIE WILLIAMS

Sr. Advisor to the GM

Donnie Williams is in his 14th season with the Royals, serving as Senior Advisor to the General Manager after previously working as a Major League Scout for the Tampa Bay Devil Rays, beginning in 1996. In 2003, Williams was named Midwest Scout of the Year. He is no stranger to Royals' General Manager Dayton Moore's philosophy of developing young talent, as he worked with the Braves as a scout from

1981-96. He joined the Braves as an area supervisor and regional cross-checker in 1981 and was promoted to Major League scout in 1987, a position he held through 1996.

Williams also worked for the San Diego Padres from 1969 to 1980. He joined the organization in 1969 as part of the franchise's original group of scouts and served as an area scout, cross-checker and minor league coordinator. He was also a Major League coach for the Padres from 1977-80, serving as first base coach, third base coach and bench coach during those four seasons.

Williams signed with the Brooklyn Dodgers in 1956 at the age of 17 out of high school as a shortstop and spent 10 years in the system, capped by a 1967 season as player/coach. He resides in Paragould, Ark., with his wife, Marianne. They have three children: Jamie, Tom and Brigit.



MICHAEL CIFUENTES

DIRECTOR-PROFESSIONAL SCOUTING

Michael Cifuentes is in his third year as a Director-Professional Scouting and sixth overall with the Royals, serving as an Analytics Intern in 2015 and Assistant to Baseball Operations in 2016 and 2017. In his current role, Cifuentes communicates with the professional scouting staff about players and assignments while maintaining duties in the Research and Development department.

He joined the Royals prior to the 2015 season after serving as an Advance Scout Trainee for the Washington Nationals in 2012 and a Player Development Intern with the New York Mets in 2011.

Cifuentes was a four-year letter winner at Wesleyan University (CT), where he served as the team's co-captain during his senior season, while he was named the Most Improved Player as a sophomore. He graduated from Wesleyan with a Bachelor of Arts degree in economics in 2010 and from Texas A&M with a Master of Science degree in applied statistics in 2017.

A native of College Station, Texas, Cifuentes currently resides in Parkville, Mo., with his wife Lauren and son, Dawson.



MALCOM CULVER

ASSISTANT TO PLAYER DEVELOPMENT

Malcom Culver is in his second year in the Royals' front office, serving as an assistant to player development.

Culver played 10 seasons in the Royals' minor league system after being selected in the eighth round of the 2008 Draft out of Palmdale High School (Calif.). He was selected as a pitcher, but converted to the infield for the 2009-10 seasons. He moved back to the mound in 2011, and remained a pitcher through his career, which ended after 32 relief appearances with the Omaha Storm Chasers in 2017.

His father, Lanell, was Cincinnati's second-round pick in the 1981 Draft, and spent four seasons (1981-84) as an outfielder in the Reds' organization.



JEFF DISKIN

DIRECTOR-PROFESSIONAL DEVELOPMENT

Jeff Diskin begins his seventh full season with the Royals and second as the Director-Professional Development. He previously served as Coordinator-Cultural Development from 2013-18. In his role, Diskin will expand on what the Royals have been doing at their Dominican Academy by increasing educational opportunities for all players in the United States. These professional development opportunities will be intended to help the players on and off the playing field.

He joined the Royals after working at the Pembroke Hill School in Kansas City, Mo. Diskin previously taught English and worked as the assistant director of athletics at Pembroke. He continues to serve the school as the varsity baseball coach. He also taught in Thailand following the 2004 tsunami and on the island of Saipan during the 1998-99 school year.

Diskin earned his master's degree in business administration from Pittsburg (Kan.) State University and his bachelor's degree in English Literature from Baker University in Baldwin City, Kan.

He resides in Kansas City, Kan.



AUSTIN DRIGGERS

SR. DIRECTOR, PERFORMANCE SCIENCE

Austin Driggers is in his eighth year with the Royals and first as the Sr. Director-Performance Science, being promoted this past offseason. He previously served as the Sports Science Coordinator for three years (2017-19) and as a minor league strength and conditioning coach for four seasons.

He joined the Royals in 2013 from East Tennessee State University, where he earned his master's degree in sport physiology and performance, while serving as a sport scientist and strength and conditioning coach for the baseball team, and research assistant for the Center of Excellence in Sport Science and Coach Education. Driggers' career began as a sport physiology and strength and conditioning intern at the U.S. Olympic Training Center in Lake Placid, N.Y. He holds a bachelor's degree in applied health science from Wheaton College, where he played baseball and football, and is currently working towards his Ph.D. in health and human performance.

A native of Abilene, Texas, he currently resides in Overland Park, Kan., with his wife, Jillian and children, Rylan and Madelyn.



PAUL GIBSON

DIRECTOR OF PITCHING PERFORMANCE

Paul Gibson is in his 10th season with the Royals and first as the Director of Pitching Performance. He previously served the club as a national supervisor in the scouting department (2011-18) as well as a Special Assistant to the General Manager/Pitching Advisor last year.

He is in his 34th year in professional baseball, which includes a 19-year playing career. He pitched in the Majors for the Detroit Tigers (1988-91), New York Mets (1992-93) and New York Yankees (1993-96).

After retiring as a player in 1996, he coached at Center Moriches (N.Y.) High School, leading the program to a 149-26 record with two Long Island championships. Gibson began his scouting career in 2006 as an Area Supervisor in the northeast with the Braves. He was hired by the Mariners in 2009 as Eastern Cross-Checker before joining the Royals in the fall of 2010.

Gibson resides in Center Moriches, N.Y. with his wife Carla. They have two sons, Paul and Glenn, a granddaughter, Harper, and a grandson, Tanner.



KEVIN KUNTZ

BASEBALL OPERATIONS COORDINATOR

Kevin Kuntz is in his second year as a Baseball Operations Coordinator and fifth year in the front office overall, after serving as an intern in 2016 and Baseball Operations Assistant from 2017-18. In his role, Kuntz provides support for all aspects of the Baseball Operations department.

Prior to joining the department, Kuntz played two seasons (2013-14) in the Royals' organization, with Burlington (Rookie) and Lexington (A). He also served as a coach at Burlington in 2015. He was selected by the Royals in the 28th round of the 2013 First-Year Player draft after playing four years at the University of Kansas. While at KU, he was a two-time team Gold Glove Award winner and led the NCAA in sacrifices per game (0.64) in 2013.

He graduated from KU with a bachelor's degree in applied behavioral science.

Kevin is the son of Salli and Royals' first base coach, Rusty Kuntz. Kevin resides in Overland Park, Kan.



MELISSA LAMBERT

ASSISTANT DIRECTOR-BEHAVIORAL SCIENCE

Melissa Lambert is in her first season with the Royals, serving as the club's Assistant Director of Behavioral Science. In her role, Lambert assists with the development and implementation of a mental skills curriculum and provides evidence-based mental performance work with players and staff.

She previously served as an EAP and mental skills coach with the Los Angeles Dodgers in 2019, performing similar duties as her current role. Prior to getting into baseball, Lambert was a therapist that specialized in working with student-athletes. She was also a program director for an intensive child and adolescent therapy program in Connecticut, a youth sports coach and a consultant for Athletes Acceleration on child development and performance psychology. In her work with Athletes Acceleration, she provided a presentation on mental skills for young athletes, which all proceeds from the product were donated to the Boys and Girls Club.

Lambert established the JUMP program, which is a jump rope curriculum used at Natchaug Hospital for working with kids in crisis. She is certified in Therapeutic Crisis Intervention Training as a trainer, which is a Cornell University model for supporting children and adolescents in crisis. She is also a licensed professional counselor in the states of Connecticut and Arizona.

Lambert received her Master's of Education in clinical mental health counseling from Springfield College (MA) in 2009. She also has a bachelor's degree in psychology from Eastern Connecticut State. While at ECSU, she was an all-conference defender on the Warriors' soccer team (2004-07) and was also named All-New England and an Outstanding Scholar Athlete.

A native of Montville, Conn., Lambert currently resides in Goodyear, Ariz.



NICK LETO

MANAGER-ARIZONA OPERATIONS

Nick Leto is in his 13th full season as the Manager-Arizona Operations. In his role, Leto works closely with player development, as well as amateur and international scouting, assisting daily operations, including minor league travel coordination. He manages the Royals' Surprise, Ariz. complex, while also providing support for amateur and international scouting. During his time with the organization, he has fulfilled some international scouting assignments.

Prior to joining the Royals, he worked as a minor league equipment manager in the Atlanta Braves' organization from 2003-2007. He also served as a clubhouse assistant for the Detroit Tigers from 1999-2003. Leto worked for the MLB European Academy in Italy in 2006 and 2007 and served as an American League clubhouse assistant at the 2005 All-Star Game in Detroit and the 2012 game in Kansas City.

He received a bachelor's degree in business administration from Central Michigan University, where he worked in different capacities with the CMU football program from 1998-2002.

Leto resides in Surprise, Ariz., with his wife, Christine, daughters, Olivia and Alexandra and dog, Augie.



KRISTIN LOCK

ASST. TO BASEBALL OPERATIONS/ADMINISTRATION

Kristin Lock is in her second season as the Assistant to Baseball Operations/Administration and her fourth overall with the Royals. She previously served as the Community Relations/Royals Charities Intern in 2017 and as a Baseball Operations Intern in 2018. In her current role, she assists in all aspects of Baseball Operations and administration as well as with the First-Year Player Draft.

Lock was a four-year starter on the University of Northern Iowa softball team (2012-16), helping the Panthers win the Missouri Valley Conference championship in 2013. She received her Bachelor of Arts degree from UNI in business management in 2016.

She is a graduate of St. James Academy in Lenexa, Kan., and resides in Kansas City, Mo.



RYAN MAID

DIRECTOR-BEHAVIORAL SCIENCE

Ryan Maid is in his third season with the Royals as the Director-Behavioral Science. He joined the organization in 2017 after spending two years with the Atlanta Braves as the Director of Performance Psychology.

Maid previously worked as a Navy Psychologist for seven years, serving as the Command Psychologist for Naval Special Warfare Training Command (2013-17) and as the Officer in Charge of the Operational Stress Control and Readiness program for the Sixth Marine Regiment (2011-13). He originally joined the Navy in 2010 through a postdoctoral fellowship program and was honorably discharged as a Lieutenant Commander in March of 2017.

He earned his bachelor's degree in psychology with a minor in coaching from the University of Central Missouri in 2004. Maid furthered his education at the Forest Institute of Professional Psychology in Springfield, Mo., earning a master's and a doctorate in clinical psychology in 2006 and 2008, respectively.

Born in Independence, Mo., Ryan, his wife, Erica, and son, Mason reside in Kansas City, MO.



MITCH MAIER

DIRECTOR-BASEBALL OPERATIONS

Mitch Maier is in his first season as the Royals' Director-Baseball Operations, moving to the front office after serving on the Major League coaching staff the past two seasons. In his new role, he oversees all aspects of the Baseball Operations department.

Maier served as the Royals' first base coach during the 2018 and 2019 seasons and also worked with the club's outfielders and baserunners. He also served in that role on an interim basis at the end of the 2017 season. In his two full seasons on the coaching staff, outfielder Alex Gordon was awarded consecutive *Rawlings* Gold Gloves, while KC also recorded 117 stolen bases each year, ranking second in the Majors in 2019.

He was originally selected by the Royals in the first round (30th overall) of the 2003 First-Year Player Draft and made his Major League debut on Sept. 23, 2006. An outfielder, he played in parts of six seasons with Kansas City, playing in 359 career games. He spent all but one professional season in the Royals' organization, appearing in 31 games with the Pawtucket Red Sox (AAA) in 2013.

Maier attended the University of Toledo, where he was a three-time All-MAC selection and a 2003 first-team All-America honoree. He completed his collegiate career holding the school records for batting average (.414), hits (238), doubles (42), RBI (147) and total bases (370).

A native of Novi, Mich., Maier resides in Stilwell, Kan., with his wife, Karrie and children: Avalynne, Preston and Stella.



MATT MARASCO

DIRECTOR-LEADERSHIP DEVELOPMENT

Matt Marasco is in his third season as a full-time member of the Royals' front office, serving as the Director-Leadership Development. In this role, he serves alongside every department within Baseball Operations with the goal of empowering people for impact on and off the field. The Leadership Development department provides an intentional process, effective programming, and a qualified leadership community to produce transformation in the character and competencies of people. He also coordinates Baseball Chapel at every

level within the organization, ensuring that it remains an interdenominational program that is inclusive for all who choose to participate.

Matt has previously worked with the Royals as the team's Chaplain through Baseball Chapel and pastored at Redeemer Fellowship in Kansas City for seven years. In 2014, he served as a congregation pastor to help lead the launching of another congregation, Redeemer Fellowship in Johnson County. Prior to being on staff at Redeemer, he worked in the fields of exercise science and corporate wellness.

He received a Bachelor of Science in health promotion from Emporia State University in 2008. A native of Wichita, Kan., Matt and his wife, Jenn, reside in Kansas City, with their sons, Titus and Bram and daughters, Mabeline and Lottie.



JACK MONAHAN

COORDINATOR-SCOUTING OPERATIONS

Jack Monahan is in his 11th year with the Royals' organization and fourth as the Coordinator-Scouting Operations. In his position, he works closely with Assistant General Manager/Amateur Scouting, Lonnie Goldberg and assists in all aspects of the Amateur Scouting Department. Monahan had previously served as an Assistant to Amateur Scouting from 2013-16 and was the Baseball Operations Intern from 2011-12. He began with the organization as a minor league video intern with Northwest Arkansas in 2010.

An Overland Park, Kan., native, and Shawnee Mission South graduate, Monahan earned his bachelor's degree in psychology from Dartmouth College in 2009. While at Dartmouth, he was a catcher with the baseball team for four seasons and captained the 2009 Ivy League Championship squad.

He resides in Overland Park, with his wife, Liz, daughter, Blake and son, Wes.



DANNY ONTIVEROS

ASSISTANT DIRECTOR-SCOUTING

Danny Ontiveros is in his fourth season as the Assistant Director of Scouting and 14th in the Royals' organization. In his role, he assists in the day to day operations of the amateur scouting department. He has previously served as an area scout, west coast supervisor and national cross checker during his time with the Royals.

His scouting career includes stints with the St. Louis Cardinals (1998-2004) and Chicago White Sox (2005-2007).

The 2008 Art Stewart Scout of the Year played baseball at Santa Ana College, where he was teammates with former Royal Bob Hamelin. He finished his collegiate career at Sacramento State.

Ontiveros currently resides in Laguna Niguel, Calif., with his wife Julie, and daughter Casey.



EMILY PENNING

EXECUTIVE ASSISTANT TO THE GM

Emily Penning is in her 13th season with the Royals and her eighth as Executive Assistant to Sr. VP-Baseball Operations/General Manager Dayton Moore. Penning joined the Royals as Administrative Assistant to Baseball Operations in 2008 after previously working for the Atlanta Braves' organization, where she was the Human Resources Coordinator from 2004-08.

Prior to working for the Braves, Penning worked at Turner Broadcasting System, Inc., as the Turner Temp Coordinator. Before moving to Atlanta, Penning lived in her hometown of Springfield, Ill., and her work experience included positions within the Ameren Corporation and the United States Secret Service.

Penning attended Southern Illinois University and Lincoln Land Community College. She resides in Kansas City, Mo.



KC **NICK RELIC**
MANAGER-MINOR LEAGUE OPERATIONS

Nick Relic is in his first season as the Manager-Minor League Operations and his 10th season with the Royals overall. He previously served as the club's Assistant to Player Development/Video Coordinator, Minor League Video Coordinator, and Baseball Operations intern. In his current role, Relic works with the Player Development department to assist in all day to day operations for the Minor League System.

Relic first began working for the Royals as an intern in the video department at Omaha (AAA) in 2011. He also spent one year as the Arizona Operations intern in Surprise, Ariz. Prior to that, he was an intern with the independent Kansas City T-Bones for two seasons.

A native of Shawnee, Kan., Relic graduated from Shawnee Mission North High School and earned a bachelor's degree in business administration from Kansas State University, while he held a minor in economics.

He resides in Leawood, Kan., with his wife, Megan, and their two dogs, Charlie and Chester.



KC **JOSEPH SAN DIEGO**
BASEBALL SYSTEMS DEVELOPER

Joseph San Diego is in his fourth season as the Royals' Baseball Systems Developer. In his position, he collaborates with the baseball operations staff to create and improve internal analysis and informational tools.

Prior to joining the organization, San Diego served as a Senior Staff Engineer in QA Automation at Palo Alto Networks in Santa Clara, Calif. While there, he built automated tools for the QA team to ensure all enterprise security products were of the highest quality before being delivered to thousands of customers worldwide.

San Diego graduated from Cal Poly-San Luis Obispo in 2011 with a bachelor's degree in computer engineering. He resides in Blue Springs, Mo., with his wife, Lisa.



KC **PRAVIN SANTHANAM**
ANALYST, RESEARCH & DEVELOPMENT/PERFORMANCE SCIENCE

Pravin Santhanam is in his third year as an Analyst, Research & Development/Performance Science, after being hired in June 2018. In his role, he assists with quantitative analysis and research projects to aid all aspects of the Baseball Operations department.

Santhanam joined the club after completing Bachelor of Science degrees in applied math & statistics and economics at Stony Brook University in Stony Brook, N.Y., in 2018. He completed his undergraduate work as a University Scholar. Santhanam is currently working towards a Master's degree in analytics through online coursework at Georgia Tech University.

A native of Yorktown Heights, N.Y., Santhanam currently lives in Kansas City.



KC DANIEL SCHOENFELD
ANALYST, RESEARCH & DEVELOPMENT/PERFORMANCE SCIENCE

Daniel Schoenfeld is in his fifth season with the Royals and second as an Analyst in Research & Development/Player Development. In his role, he assists all aspects of Baseball Operations, with primary focus on Player Development. He previously served as an assistant to quantitative analysis in 2018 and a baseball analytics intern during the 2016 and 2017 seasons.

Schoenfeld graduated from Colby College (Maine) in 2018 with a degree in economics, while he minored in statistics. He pitched for the Mules for four seasons, going 6-1 in 55 appearances during his collegiate career. While at Colby, he served as a Colby Cares About Kids mentor and was the co-founder of the Baseball Analytics Club.

A native of Evanston, Ill., Schoenfeld graduated from Evanston Township High School. He currently resides in Kansas City.



KC JENNY SEGELKE
BASEBALL SYSTEMS DEVELOPER

Jenny Segelke is in her second year with the Royals, serving as the Baseball Systems Developer. She joined the club in March 2019. In her role, she builds software to automate the importing of data from several sources and collaborates with the Baseball Operations staff to develop applications used to help evaluate prospects, track player development and prepare for opponents.

She previously served as a Sr. Software Engineer for DST Systems in Kansas City from 2008-19.

Segelke received her bachelor's degree in mathematics from Benedictine College (Kan.) in 2008. While at Benedictine, she was a catcher on the Ravens' softball team for five seasons (2004-08).

A native of Lawson, Mo., Segelke currently resides in Parkville, Mo., with her husband, Tim, and corgi named Duke.



KC GUY STEVENS
SR. DIRECTOR-RESEARCH & DEVELOPMENT/STRATEGY

Guy Stevens is in his eighth season in the Royals' organization and second as the Sr. Director-Research & Development/Strategy. In his role, he leads quantitative research efforts in support of the Baseball Operations department, while working closely with Baseball Administration staff on strategic planning.

He has previously served as a Director-Baseball Administration/Quantitative Analysis and a Coordinator and Assistant to Baseball Analytics, as well as an intern in the department.

Stevens spent part of the 2012 season with the New York Mets, working as a summer intern in their Baseball Operations department.

Stevens graduated from Pomona College in Claremont, Calif., in 2013, where he was a double major in mathematics and economics. He pitched at Pomona for four seasons, earning all-league honors in 2012. He was a member of the Israeli National Baseball Team from 2010 to 2015, when he retired as a player.

A native of Lafayette, Calif., Stevens currently lives in Kansas City, Mo. with his wife, Sarah.



PAUL TURNER

SR. DEVELOPER-BASEBALL SYSTEMS

Paul Turner is in his fourth season with the Royals as the Senior Developer of Baseball Systems. His primary responsibilities include building software to automate the importing of data from several sources as well as developing applications used to help evaluate prospects, track player development and prepare for opponents.

Turner came to Kansas City after working at Indiana University as a Senior Developer in the Kelley School of Business. He received a Master's of Science degree from IU in computer science in 2013, while he graduated from DePauw University (Indiana) with a bachelor's degree in philosophy in 2008. A native of Columbus, Ind., Turner resides in Kansas City, Mo.



KYLE VENA

SR. DIRECTOR-BASEBALL OPERATIONS/ADMINISTRATION

Kyle Vena is in his 25th season with the Royals and third as the Sr. Director-Baseball Operations/Administration. Vena's primary responsibilities include working closely with the club's Assistant General Managers in all facets of the club's administrative needs in the front office, including overseeing the daily operations of the Royals Academy in the Dominican Republic and administering the immigration program

for all foreign players and staff.

In addition, Vena serves as a Vice President on the Kansas City MLB Urban Youth Academy Board of Directors and is a member of the University of Missouri-Kansas City Board of Trustees.

Vena began his baseball career as a bat boy before assisting the Royals' clubhouse manager in day-to-day operations, beginning in 2001. He was hired as the Baseball Operations Intern in 2005 and was promoted to Baseball Operations Assistant in 2006. He was subsequently promoted to Assistant, Scouting and Player Development in October, 2010 before assuming the role of Assistant Director of Player Development. Following the 2014 season, he was promoted to Director, Baseball Administration.

While in college at the University of Kansas, he served as the student assistant coach for the Jayhawks baseball team. Vena graduated from the University of Missouri-Kansas City School of Law in December, 2005 before passing the Missouri Bar Exam in February, 2006. He received a bachelor's degree in sports management from the University of Kansas in 2002. He graduated from Blue Valley Northwest High School in 1998.

Vena and his wife, Kasey, reside in Olathe, Kan., with their children, Peyton, Owen and Luke.



JOHN WAGLE

DIRECTOR-PERFORMANCE SCIENCE/PLAYER DEVELOPMENT

John Wagle enters his first season as the Director-Performance Science/Player Development. He was the Royals' minor league strength & conditioning coordinator in 2019.

Prior to joining the organization, he spent three years pursuing his PhD in sport physiology and performance at East Tennessee State University, which he completed in May of 2019. Wagle also holds a master's in exercise science from Western Illinois University, an MBA from Loyola University in Chicago and a bachelor's degree in physics from Augustana College.

Prior to that, he was the Assistant Director of Sports Performance at DePaul University for one year, before being promoted to director for two years. He is a registered strength and conditioning coach and a certified strength and conditioning specialist.

Wagle resides in Surprise, Ariz.



ALEC ZUMWALT

DIRECTOR-HITTING PERFORMANCE/PLAYER DEVELOPMENT

Alec Zumwalt is in his ninth season with the Royals and his first serving as the director of hitting performance/player development. In his new role, he is will be coordinating with the performance science and strength & conditioning departments to direct and improve the training methods, production and performance of the Royals minor league hitters. He will also work alongside the research & development

department to help refine processes and procedures for evaluating hitting performance. Alec will also continue to work in the front office in Kansas City with player development & alongside J.J. Picollo.

He previously served as Director-Baseball Operations/Player Development & Scouting during the 2018 and 2019 seasons. Prior to that role, Alec was the Royals Major League advance scout from 2013 to 2017. He was originally hired in the fall of 2011 as a pro scout. In 2015 Alec was awarded the Kansas City Royals Art Stewart Scout of the Year Award for his efforts during the Championship Season, playoffs and World Series.

Zumwalt was originally committed to the University of North Carolina at Chapel Hill before being drafted in 1999 by the Atlanta Braves in the fourth round out of East Forsyth High School (Kernersville, NC). He went on to play 10 Minor League seasons as an outfielder and pitcher with Atlanta, Tampa Bay, Milwaukee and Oakland.

Alec, his amazing wife Kristen, four sons, Xander (14), Brooks (12), Keelan (10), Trace (7) and daughter Kaia (3), reside in Lee's Summit, Mo.

ORGANIZATION OF THE YEAR

In 1982, *Baseball America* began recognizing an overall organization of the year, for outstanding performance during the season with the team, coach, general manager and organizational package taken as a whole. The Royals have been honored twice, including most recently in 2014.

Year	Club	Year	Club	Year	Club
1982	Oakland Athletics	1996	Atlanta Braves	2010	San Francisco Giants
1983	New York Mets	1997	Detroit Tigers	2011	St. Louis Cardinals
1984	New York Mets	1998	New York Yankees	2012	Cincinnati Reds
1985	Milwaukee Brewers	1999	Oakland Athletics	2013	St. Louis Cardinals
1986	Milwaukee Brewers	2000	Chicago White Sox	2014	Kansas City Royals
1987	Milwaukee Brewers	2001	Houston Astros	2015	Pittsburgh Pirates
1988	Montreal Expos	2002	Minnesota Twins	2016	Chicago Cubs
1989	Texas Rangers	2003	Florida Marlins	2017	Los Angeles Dodgers
1990	Montreal Expos	2004	Minnesota Twins	2018	Milwaukee Brewers
1991	Atlanta Braves	2005	Atlanta Braves	2019	Tampa Bay Rays
1992	Cleveland Indians	2006	Los Angeles Dodgers		
1993	Toronto Blue Jays	2007	Colorado Rockies		
1994	Kansas City Royals	2008	Tampa Bay Rays		
1995	New York Mets	2009	Philadelphia Phillies		



Darwin Pennye is in his fourth year with the Urban Youth Academy and third as the Executive Director. He came to the Royals after a career as a Texas High School Athletic Director, Coach, and Educator.

Pennye is the first Executive Director of the Urban Youth Academy, which opened its doors in 2018. He is responsible for overseeing the day-to-day operations of the Urban Youth Academy, which provides the youth of Kansas City with a dual opportunity, to develop into high character, productive members of society and learn the skills of our national pastime.

Pennye's coaching background includes stints as a minor league coach in the Houston Astros' system (1998-99), an assistant coach at St. Pius X High School in Houston and a head coaching position at Bay Area Christian High School in League City, Texas. In 2008, Pennye assumed the role of Athletic Director and also served as the head football coach for three seasons. Most recently, he served as the Athletic Director and head baseball coach at Logos Preparatory Academy in Sugarland, Texas.

He was drafted by the Pittsburgh Pirates in 1998 and have a five-year professional career, playing in the Pirates, Cubs and Expos organizations. He played baseball collegiately at Texas State University and was inducted into the school's Athletic Hall of Honor in 2018.

In 2003, Pennye earned a Bachelor of Science degree in organizational leadership from the College of Biblical Studies in Houston. Pennye is a licensed and ordained minister in the Baptist Church.

Pennye and his wife of 30 years, Maria, currently reside in Kansas City, Mo.




Angel McGee is in her fourth year with the Urban Youth Academy and third as the Manager of Communications and Outreach. In her role, McGee is responsible for the development and implementation of community outreach strategies that support the Academy's mission using marketing and communications initiatives, including corporate, community and school partnerships, social media, events and Academy programming.

Previously, McGee served as the Royals' Event Presentation and Production intern during the 2016 season and joined the organization in 2013 as a Mascot Assistant and also worked part-time as a member of the Game Crew. Simultaneously, she worked with the Kansas City Chiefs as a Play 60 Youth Outreach Guide and Play 60 School Assembly host. She has also served as a Field Coordinator with the Chiefs' Game Entertainment department the past six seasons.

A 2012 graduate of Truman State University in Kirksville, Mo., McGee received her bachelor's degree in communications with emphasis in journalism and also minored in Spanish.

She resides in Lee's Summit, Mo., with her daughter, Leila.



Dylan Wilson is in his fourth year at the Kansas City Urban Youth Academy and third as the Manager-Sports Medicine. In his position, he develops, coordinates, and administers a comprehensive sports medicine program at the Urban Youth Academy to ensure healthy lifestyles and player safety.

Prior to joining the staff at the UYA, Wilson was a graduate assistant athletic trainer at the University of Missouri-Kansas City, while receiving a Master's degree in Higher Education Administration/Urban Leadership there. He also served as an athletic training intern with the Kansas City Chiefs during the summer of 2009.

Wilson received his bachelor's degree in Athletic Training at the University of Central Missouri in 2014.

A native of Kansas City, Wilson resides in Greenwood, Mo., with his wife, Kelcey, son, Jaxon and daughter, Colbie.



ASHLEY NEWMAN

SOFTBALL PROGRAM COORDINATOR

Ashley Newman is in her third year as the Softball Program Coordinator for the Kansas City Urban Youth Academy. She is responsible for the development and implementation of softball.

Newman played softball collegiately at the University of Kansas from 2010-14, where she also earned a bachelor's degree in African-American Studies. She served as the Volunteer Assistant Softball Coach at KU during the 2014-15 season.

A native of Salina, Kan., she resides in Lawrence. Her cousin, Terence Newman, played football at Kansas State University and for the Dallas Cowboys.



CLE ROSS

BASEBALL PROGRAM COORDINATOR

Cle Ross is in his third season as the Baseball Program Coordinator at the Kansas City Urban Youth Academy. In his role, he's responsible for the development and implementation of baseball programming strategies that support the Academy's mission to achieve youth growth and development.

In addition to his position at the Academy, Ross serves as the Executive Director of the Kansas Reviving Baseball in Inner Cities (RBI), a position he's held since 2010. Prior to his time with the Academy, he was the Culture & Community Relations Manager at Freightquote for 12 years. Ross was a 2011 Buck O'Neil Legacy Seat honoree and was named to Ingram's Local Heroes list in 2018.

He played three seasons of college baseball at the University of Arkansas-Pine Bluff and North Central Missouri College. While at UAPB, Ross broke numerous single season records, including hits, batting average, doubles, RBI and total bases. In 2002, he helped the Golden Lions set the school record for wins in a season (25) and was named team MVP, leading the team in batting average, home runs and RBI. In his only year at NCMC, Ross led the team in batting average and set the school's stolen base record, while he had a career-best 18-game hitting streak. He was inducted into the NCMC Hall of Fame in 2017.

Ross also played one season of professional baseball for the Amarillo Dillas of the Independent United League in 2002.

A native of Wellington, Kan., Ross lives in Overland Park with his son, Ringo.



TIA SANDOVAL

EDUCATION PROGRAM COORDINATOR

Tia Sandoval is in her third season with the Urban Youth Academy, after serving as the Community Outreach Assistant intern during the 2018 season. In her current role, Sandoval oversees all educational enrichment programs, including the "Raising Royals" after school and Science of Baseball programs.

She received her bachelor's degree in animal science and international agriculture from Iowa State University in 2012 and earned a master's degree in Public Administration with an emphasis in nonprofit management from the University of Missouri-Kansas City in 2017.

A native of Kansas City, Sandoval resides in Overland Park, Kan.



CASEY BOROVAC

OUTSIDE EVENTS COORDINATOR

Casey Borovac is in her first season with the Kansas City Urban Youth Academy, serving as the Outside Events Coordinator. In her role, she cultivates relationships with local baseball and softball programs to attend and promote KCUYA Outside events. While maintaining a strong working relationship with the urban core programs to ensure inclusivity and diversity are emerging themes, she is responsible for creating and implementing all tournament schedules for KCUYA Outside events.

Borovac also serves as the Deputy Junior Olympic Commissioner for USA Softball of Kansas City. In that position, she creates, runs and administers programs that support the growth of softball in the Kansas City area.

She graduated from Westminster College in Fulton, Mo., in 2006, with a degree in sport recreational management, while she minored in coaching. While at Westminster, she was selected first team all-conference during the 2001-02 season and ranked in the top 10 for most stolen bases at the NCAA Division III level that year. She was also a member of Kappa Kappa Gamma.

Borovac does volunteer work with the Charity Sleep in Heavenly Peace – Kansas City Southeast Chapter.

A native of Blue Springs, Mo., Borovac resides in her hometown with her husband of 14 years, Pete, daughter Taylor (13) and son Peter (11). Her husband, Pete, played minor league baseball, while both of her children are also very involved in athletics, participating in multiple sports.




JONATHAN ROSA

ASST. TO BASEBALL OPERATIONS/URBAN YOUTH ACADEMY

Jonathan Rosa is in his fifth season with the Royals and his second as Assistant to Baseball Operations/Urban Youth Academy. Rosa joined the Royals in 2016, serving as the Guest Experience Specialist for the organization. He currently serves a dual role as the Assistant to Baseball Operations for the Kansas City Royals and the Urban Youth Academy. He is responsible for assisting with the daily business, communications and development operations.

Rosa graduated from the University of Kansas in 2015, where he earned his bachelor's degree in journalism. During his time at KU, he also served as a student manager for the Jayhawks' baseball team.

A native of Kansas City, Rosa graduated from The Barstow School and currently lives in Overland Park, Kan.



The Kansas City Urban Youth Academy opened its doors in 2018. The Academy sits on roughly 20 acres of property in the historic 18th & Vine District and features a 38,000 square-foot indoor facility (pictured), two large baseball fields, one 12U baseball field and one softball field.



DR. VINCENT KEY

TEAM PHYSICIAN

Dr. Vincent Key is in his 10th season as the head team physician for the Royals. He currently is an Associate Professor of Orthopedic Surgery/Sports Medicine at the University of Kansas Health System (Department of Orthopedic Surgery).

Dr. Key is a graduate of Spring Hill (Kan.) High School. He received his bachelor's degree in pre-medicine at Kansas State University where he was also a track and field athlete. He attended medical school at the University of Oklahoma College of Medicine and did an Orthopedic Surgery residency at King/Drew Medical Center in Los Angeles, Calif. Dr. Key completed a Sports Medicine Fellowship with Wellington Orthopedics/University of Cincinnati.

He enjoys family time, fishing and coaching youth sports. He resides in Overland Park, Kan., with his wife, April. The couple has four children: Kaelin, Cameron, Carson and Kaiya.



NICK KENNEY

HEAD ATHLETIC TRAINER

Nick Kenney is in his 11th season as the Major League head athletic trainer after joining the organization on October 23, 2009. Kenney was selected as a member of the 2012 American League All-Star team. He and his staff were honored to receive the 2011 Dick Martin Award and the 2013 Professional Baseball Athletic Trainers Society (PBATS) Major League Training Staff of the Year award.

Kenney (A.T.C./SCSC) spent five seasons as the assistant athletic trainer for the Cleveland Indians from 2005-09. He also spent two years (2003-04) as the assistant athletic trainer for the Cincinnati Reds. He was program manager of sports medicine for TriHealth, the official medical provider of the Reds from 2001-02. While with TriHealth, Kenney was involved extensively with healthcare coordination and rehabilitation, including the programs used by Reds' Major and minor league players. Prior to his position with TriHealth, he served for seven seasons as head athletic trainer for the Cincinnati Cyclones professional hockey club.

A graduate of Clinton-Massie (Clarksville, Ohio) High School and Wilmington College (Ohio), Kenney is a member of the National Athletic Trainers Association and the Professional Baseball Athletic Trainers Society, currently acting as the Secretary on the Executive Board.

He resides in Overland Park, Kan., with his wife, Patty, and their four children: Paige, Colin, Nathan and Madison.



KYLE TURNER

ASSISTANT ATHLETIC TRAINER

Kyle Turner is in his 11th season as an assistant athletic trainer, working under head athletic trainer Nick Kenney. In 2018, Turner was selected to serve as an athletic trainer for the All-Star Game in Washington, D.C.

From 2007-09, he served as the Royals' minor league medical coordinator after seven seasons with the Texas Rangers in different capacities in the minor leagues.

Following his graduation from Southern Utah University, Turner took his first athletic training position as the head athletic trainer at Northern Oklahoma College. He has worked in professional baseball since the 2000 season, after spending two-and-a-half years at NOC.

Kyle enjoys playing golf, hunting, fishing and home improvement projects during his free time, but most importantly spending time with his wife, Wendy, and daughters, Brooke and Malia.

**JEFF BLUM**

PHYSICAL THERAPIST/REHAB DIRECTOR

Jeff Blum is in his 13th season with the Royals, serving as the team's Major League physical therapist/rehab director. Blum previously worked for the Atlanta Braves' organization, where he was the minor league physical therapist from 2002-05 and the minor league rehab coordinator from 2006-07.

He earned his bachelor of science in biology at Illinois College, where he also played baseball for the Blueboys. In his undergraduate years while working as a student trainer, he earned certification as a nurses' aide and as a physical rehab aide through John Wood Community College. He received his master's in physical therapy from Elon University and his doctorate in physical therapy from Regis University. Blum has been a certified strength and conditioning specialist through the NSCA since 2005.

Jeff and his wife, Heather, reside in Grain Valley, Mo., with their children: Maranatha, Austin and Samuel.

**CHRIS DeLUCIA**

MAJOR LEAGUE TISSUE THERAPIST/ASST. ATHLETIC TRAINER

Chris DeLucia is in his second season as the club's Major League tissue therapist/assistant athletic trainer and his 14th with the organization overall. He previously served the Royals as the minor league medical coordinator from 2010 – 2018. He began with the Royals Organization as the athletic trainer for the Double-A affiliate (Wichita and Northwest Arkansas) from 2007-09.

DeLucia is in his 28th season overall in Major League Baseball, spending time in the Texas Rangers (2001-06) and New York Yankees' (1991-98) organizations. He was named the South Atlantic League Athletic Trainer of the Year in 1998, while working at Greensboro (A). He also spent two winters as the athletic trainer for Yankees players participating in the Australian Winter Baseball League.

He is a graduate of St. Leo University (Fla.), where he received a bachelor's degree in exercise science. DeLucia, who obtained certification with the National Academy of Sports Medicine as a Corrective Exercise and Performance Exercise Specialist, played soccer at St. Leo and worked in the athletic training room. He resides in Goodyear, Ariz., during the offseason.

ADDITIONAL MEDICAL STAFF

Dr. Joe Noland
Associate Physician



Dr. Jacob Brubacher
Associate Physician



Dr. Bruce Toby
Associate Physician



Dr. Sean Jackson
Associate Physician



Patrick Hammond, D.C.
Team Chiropractor



Dr. Steve Joyce
Physician Emeritus



RYAN STONEBERG

STRENGTH & CONDITIONING COACH

Ryan Stoneberg begins his 19th season with the Royals and his ninth as the Major League strength and conditioning coach. He served the previous five years as minor league strength and conditioning coordinator, and the five seasons prior as Latin America strength and conditioning coordinator. His current duties include coordinating all strength and conditioning activities across both the Major and minor leagues of the organization. In 2015, he was named the recipient of the Nolan Ryan Award by the Professional Baseball Strength and Conditioning Society. The annual award honors an outstanding strength and conditioning coach in professional baseball.

Stoneberg joined the Royals from the Diamondbacks' organization, where he served as a minor league strength and conditioning coach from 1999-2001. He earned his bachelor of science in physiological sciences from the University of Arizona in 1999, while pitching for the Wildcat baseball team. Stoneberg also played baseball and received an associate of arts and associate of math and science degrees from Lassen Community College in 1996. Under the guidance of Steve Abney, Glen Yonan and John Deal, his Cougar baseball team made the Final Four of the California Community College Athletic Association (CCCAA) twice, the only two visits in school history.

He resides in Phoenix, Ariz. during the offseason, and has a daughter, Sydney.



LUIS PEREZ

ASST. STRENGTH & CONDITIONING COACH/LA COORDINATOR

Luis Perez is in his 11th season in the Royals' organization and his fourth year as the Major League club's Assistant Strength & Conditioning Coach. He also serves as the Latin America Strength & Conditioning Coordinator. Previously, he held the position of Strength & Conditioning Coach for the Surprise (Rookie) affiliate.

Perez joined the Royals in 2010, after working at the University of Central Missouri as the baseball team's strength & conditioning coach in 2009. He played for the Mules from 2006-08 and also played two seasons at Western Nebraska Community College. He graduated from UCM with a degree in Exercise Science.

Perez, a two-time Coach of the Year recipient, resides in St. Louis, Mo., with his wife, Megan and daughters, Ellie and Kenley.



ERIKA SHARP

REGISTERED SPORTS DIETITIAN

Erika Sharp is in her third season as the Royals' Registered Sports Dietitian, having officially been hired on Jan. 1, 2018. In her role, she supports all levels of the organization, develops and maintains nutrition standards, and helps players maximize their performance through enhancing nutrition.

She has spent the previous five-plus years working at EXOS in Phoenix, Ariz., serving roles as a facility dietitian, Director of Nutrition – Facilities and most recently as the Director of Nutrition – Pro/Elite Sports Division. During her time with EXOS, she worked under contract with the San Francisco Giants in Major League Baseball as well as the Arizona Cardinals, Arizona Coyotes and U.S. Men's National Soccer Team.

Sharp received her bachelor's degree in nutrition from California Polytechnic State University in San Luis Obispo, Calif., while she did a postgraduate dietetic internship through the University of Maryland with an emphasis in information technology.

A native of Moss Beach, Calif., Sharp and her husband, David, reside in Cave Creek, Ariz., with their two rescue terriers.

**JEFF DAVENPORT**

SR. DIRECTOR-TEAM TRAVEL/CLUBHOUSE OPERATIONS

Jeff Davenport is in his 21st season in the Royals organization and 14th as Sr. Director-Team Travel/Clubhouse Operations. He served as the hitting coach for the Royals short-season club at Spokane in the Northwest League in 2000 and was named Manager-Team Travel in November 2000. He was promoted to Director-Team Travel prior to the 2004 season and then to Sr. Director-Team Travel in 2005. He was selected as the travel coordinator for the Major League All-Star tour of Japan in 2006.

Davenport began his professional baseball career in 1994 when he was signed as a free agent by the Boston Red Sox. He was a catcher in the Red Sox system until 1996, when he served part of the year as Boston's Major League bullpen catcher. He coached in the Arizona Diamondbacks' organization from 1997-98 and worked in the club's Baseball Operations department during the offseason. He spent the 1999 season as the Major League bullpen catcher for the Chicago Cubs.

A native of Greenville, Ohio, Davenport received his bachelor's degree in communications from Youngstown State (Ohio), where he played four seasons as a catcher.

Davenport and his wife, Celine, reside in Overland Park, Kan., with their son, Jack.

**CHUCK HAWKE**

SR. DIRECTOR-CLUBHOUSE OPERATIONS

Chuck Hawke is in his 32nd season with the Royals, serving as the Sr. Director-Clubhouse Operations. He runs the day-to-day operations of the visiting clubhouse at Kauffman Stadium and also assists with Royals' Spring Training in Surprise, Ariz., each year.

He received his bachelor's degree in computer science from DeVry University in 1984. Hawke, a native of Kansas City, Mo., graduated from Center High School in 1981. He and

his wife, Lisa, reside in Leawood, Kan., with their dog, Buster.

**NICK RICHIE**

SR. MANAGER-TEAM TRAVEL/CLUBHOUSE OPERATIONS

Nick Richie is in his second season as the Sr. Manager-Team Travel/Clubhouse Operations and seventh overall with the club. He previously served as a clubhouse assistant. In his current role, he assists Sr. Director-Team Travel/Clubhouse Operations, Jeff Davenport, in all areas related to the Major League clubhouse as well as travel throughout the entire organization.

Prior to starting with the Royals, Richie was a field production coordinator with the Kansas City Chiefs for two years after serving as a production and game entertainment intern.

He graduated from the University of Missouri (Columbia) with a bachelor's degree in sport management and also minored in business. Richie is currently working on a master's degree in business administration with an emphasis in finance at the University of Missouri-Kansas City.

Richie currently lives in Smithville, Mo.

**PATRICK GORMAN**

MANAGER, EQUIPMENT

Patrick Gorman is in his 25th season with the Kansas City Royals after joining the club in 1996. Gorman began his career as a clubhouse attendant and has served as an assistant equipment manager the past 18 seasons. He assists in the day-to-day operations in the Royals' Major League clubhouse.

Gorman joined the Royals after an internship with the Cleveland Browns in 1995. He served as the student manager for the University of Kansas football team during his collegiate career.

He earned a bachelor's degree in English from the University of Kansas in 1995. A native of Kansas City, Kan., Gorman graduated from Bishop Ward High School in 1990. He and his wife, Cadey, reside in Overland Park, Kan., with their two daughters, Abby and Caroline.



TOM WALSH

MANAGER, CLUBHOUSE & UMPIRE SERVICES

Tom Walsh is in his 39th season with the Royals and 22nd working in the clubhouse and umpires room. In his role, he is in charge of the umpire's clubhouse at Kauffman Stadium and assists with operation of the home clubhouse. He previously served as a visiting clubhouse assistant (1987), while he began his career with the Royals in the maintenance department.

Known to many of his colleagues as "T-Man", Walsh graduated from the University of Kansas in 1984 with a bachelor's degree in liberal arts & sciences. While at KU, he worked as a team manager/equipment manager for the Jayhawk baseball team for the late Marty Pattin, a former Royals player. A native of Garden City, Mich., Walsh resides in Lenexa, Kan.



T.J. STACK

MANAGER, CULINARY SERVICES

T.J. Stack is in his sixth season with the Royals, serving as the Manager, Culinary Services. In his role, Stack oversees all food production in the kitchen within the Royals' clubhouse and also serves as the head chef throughout the year.

Chef T.J. was born and raised in Kansas City. He attended Rockhurst High School and the University of Missouri in Columbia. Before joining the Royals in 2015, Chef TJ was executive chef at the downtown Savoy Hotel as well as JJ's on the Country Club Plaza.



TYLER AGENTER

SR. CLUBHOUSE ASSISTANT, ADMINISTRATION

Tyler Agenter is in his 13th season with the Royals, and his second as Sr. Clubhouse Assistant, Administration. He previously served as an Assistant Travel & Clubhouse Manager as well as a clubhouse assistant with the team.

Agenter previously worked for the Arizona Diamondbacks from 1995-2000 in Baseball Operations and Player Development, helping coordinate the Expansion Draft for the new franchise in 1997. He spent the 2003-04 seasons with the Texas Rangers, coordinating video for the Major League coaching staff and players.

A native of Milaca, Minn., Agenter graduated from Shadow Mountain High School (Phoenix, Ariz.) and obtained a Bachelor of Science degree with a concentration in sports psychology from Arizona State University. He currently resides in Kansas City, Mo.



JAKE VAN OEVEREN

SR. CLUBHOUSE ASSISTANT, OPERATIONS

Jake Van Oeveren is in his 16th season with the Royals and his second as a Sr. Clubhouse Assistant, Operations. He previously served as a clubhouse assistant in the home clubhouse, while also assisting with clubhouse operations at spring training in Surprise, Ariz.

Van Oeveren graduated from the University of Kansas in 2008 with a bachelor's degree in psychology. He resides in Prairie Village, Kan.

**BILL DUPLISSEA**

ADVANCE SCOUTING/REPLAY COORDINATOR

Bill Duplissea is in his 16th season with the Royals, serving as the Major League Advance Scouting and Instant Replay Coordinator. He started with the club as the bullpen catcher in 2006, before adding the advance scouting duties in 2012. In his current role, he works closely with the coaching staff in scouting upcoming opponents.

His in-game duties include coordinating the Royals' instant replay challenges. He's eclipsed a 72 percent overturn percentage over the last five seasons and led the Majors in overturn percentage in each of the last two, including 75 percent (24-of-32) in 2019.

Duplissea spent 2004 and 2005 as an assistant coach at the College of San Mateo, helping lead the Bulldogs to conference championships in both seasons. Prior to his coaching career, Duplissea caught for five seasons in the Los Angeles Dodgers' organization, reaching Triple-A Albuquerque in 2000. He was a standout player at the college level for both the College of San Mateo, playing under former Royals pitching coach, Bob McClure, and the University of California-Santa Barbara.

Duplissea resides in San Carlos, Calif., during the offseason, with his son, Billy.

**RYAN EIGSTI**

BULLPEN CATCHER

Ryan Eigsti is in his fourth season as the Royals' bullpen catcher. In his role, Eigsti assists the coaching staff, throwing batting practice and catching bullpen sessions before and during the games. He also works directly with pitching coach Cal Eldred and bullpen coach Larry Carter.

Eigsti served as a coach with the Royals' Rookie affiliate, Surprise, in the Arizona League between 2014-16. Prior to that, he played in Kansas City's minor league system for six seasons, reaching Omaha (AAA) in 2011. He split the 2012 season between Omaha and Las Vegas, Toronto's Triple-A affiliate, before retiring as a player.

The catcher was originally selected by the Royals in the 15th round of the 2007 First-Year Player Draft, after playing three seasons at Bradley University in Peoria, Ill.

A native of Eureka, Ill., Eigsti resides in Scottsdale, Ariz., during the offseason with his wife, Kelli, and children, Colby, Kylie, Chase and Kinley.

**MIGUEL GARCIA**

BATTING PRACTICE PITCHER

Miguel Garcia is in his 19th season in the Royals' organization and 12th year as the Major League club's batting practice pitcher. He originally started working in the organization as a hitting and outfield coach for the Dominican Royals in 2001. Garcia has assisted the Dominican National Team in each of the last four World Baseball Classic tournaments, and was part of the Royals' coaching staff at the 2015

and 2016 All-Star Games.

He played in the Cleveland Indians' minor league organization for three seasons after signing with the Tribe in 1991 as a non-drafted free agent.

A native of Villa González, Santiago, Dominican Republic, Garcia and his wife, Elizabeth, have six children: O'Neill, Maria, Steven, Nomar, Mixiara and Eliana.



PARKER MORIN

BULLPEN CATCHER

Parker Morin is in his first year as a Royals' bullpen catcher. The former minor league backstop played in the organization from 2012-18, before catching 70 games with Lancaster in the Independent Atlantic League last season. In his role, Morin assists the coaching staff, catching bullpen sessions before and during the games, working directly with pitching coach Cal Eldred and bullpen coach Larry Carter.

Morin played in 442 games in the Royals' organization, reaching Omaha (AAA) in 2016. In his most recent campaign in affiliated ball, he batted .265 (40-for-151) with 10 doubles, a homer and 16 runs scored in 53 games with the Storm Chasers in 2018. He was named the 2015 Mike Sweeney Award winner, which honors the player that best represents the organization and was selected to participate in the USA Baseball Premier 12 Tournament in 2015 as well.

He was originally selected by the Royals in the 14th round of the 2012 First-Year Player Draft, after playing collegiately at the College of Southern Idaho and the University of Utah. With the Utes in 2012, he led the team in batting average (.314) and collected 11 doubles, three homers and 35 RBI.

Born in Richmond, Va., Morin resides in Denver, Colo.



MARK TOPPING

VIDEO COORDINATOR

Mark Topping is in his 18th season as the Royals Video Coordinator after joining the club in 2003. He oversees video coaching at the Major League level, including player analysis and scouting video. Topping handles the day-to-day video needs of Royals players, coaches, and staff, including the distribution of advance video and various game preparation materials to their personal electronic devices.

Topping is a founding member of the Professional Baseball Video Coordinators Association (PBVCA) and was honored with the 2008 Carl Hamilton Award of Excellence by his peers. The award is given annually to the Major League Baseball Video Coordinator who has demonstrated superior work in the field of video coaching.

Prior to joining the Royals, Topping worked as a photojournalist. From 1996-2003, he worked for various news and sports networks, including XETV in San Diego, Calif., WDAF-TV in Kansas City, WTVG-TV in Toledo, Ohio and KSPR-TV in Springfield, Mo.

Topping graduated from Buffalo State College (N.Y.) in 1996 with a bachelor of arts in communications. A native of Fremont, Calif., he is a 1990 graduate of Canyon High School in Anaheim, Calif. He and his wife Julie, along with stepson Caleb, reside in Kansas City, Mo.



TREVOR VANCE

SR. DIRECTOR-GROUNDSKEEPING & LANDSCAPING

Trevor Vance is in his 36th season with the Kansas City Royals, and his 26th as the Royals' Sr. Director-Groundskeeping and Landscaping. He oversees the supervision and overall operation of the natural grass field at Kauffman Stadium. Vance also works with the Dominican Academy, Urban Youth Academy and minor league groundskeepers to support and promote safe playing surfaces throughout the organization.

Vance joined the Major League groundscrew as a part-time member in 1985 and became a full-time staff member in 1988. He was named Assistant Groundskeeper in 1993, before assuming his current post prior to the 1995 season.

He has worked with several youth organizations throughout Kansas City to help promote safe playing surfaces for all youth sports.

A native of Raytown, Mo., and a 1985 graduate of Raytown High School, Vance was inducted into the school's Hall of Fame in September of 2015. He also attended Central Missouri State University.

Vance resides in Lee's Summit, Mo., with his wife, Laura and four children: Kelsie, Hayden, Tanner and Morgan. Trevor has a passion for youth baseball, serving as an assistant coach during his free time.

ADDITIONAL CLUBHOUSE STAFF



Brett Pener
Home Clubhouse
Assistant



Adam Korth
Assistant,
Culinary Services



Jeff Smith
Visiting Clubhouse
Assistant



Levi Noble
Visiting Clubhouse
Assistant

ADDITIONAL FIELD STAFF



Shane Montgomery
Manager-
Groundskeeping



Jonnie Reed
Manager-
Groundskeeping



Anthony Bruce
Assistant
Groundskeeper



THE OFFICIAL APP OF KAUFFMAN STADIUM



- Check-in offers, rewards, and personalized history for ballparks visited.
- Team schedule, directions and parking information, stadium features and more.
- Interactive concourse maps and directory, including food and drinks menus.



Ballpark™





Olivia Adams
Account Executive-
Membership Services



Hannah Albrechts
Account Executive-
Membership Services



Kyle Armstrong
Coordinator-
Ticket Operations



Kirk Arnold
Security
Officer



Nicole Averso
Director-
Event Presentation



Whitney Beaver
Director-Finance



Kevin Bell
Manager-Group
Sales



Jesse Blackstock
Account Executive-
Group Sales & Season
Tickets



Anthony Blue
Sr. Director-
Ticket Operations



Rick Bobki
Lead-Carpenter/
Painter



Jason Booker
Sr. Director-
Corporate Partnerships



Tori Boykins
Graphic Designer



Travis Bryant
Director-
Guest Experience



Todd Burrow
Sr. Director-
Ballpark Engineering



Kathy Butler
Coordinator-
First Impressions



Adam Cain
Manager-
Season Sales



Morrie Carlson
Manager-
Ballpark Tours



Barry Chambers
Associate-Technology



Edward Chiu
Manager-
Ticket Operations



Ben Christian
Director-Partnership
Marketing & Business
Strategy



Byron Clark
Technician-Ballpark
Operations



Brad Collins
Mascot



Don Costante
Sr. Director-Event
Presentation



Will Cunningham
Engineer-
Audio/Visual



Christine Darr
Director-
Ticket Operations



Katy Davis
Account Executive-
Group Sales & Season
Tickets



Matt Degner
Account Executive-
Group Sales & Season
Tickets



Donnell Dillard
Administrator-
Payroll



Randy Dittmer
Security
Officer



Bre Edgley
Manager-
Client Services



Lynne Elder
Manager-
Human Resources



Brian Ferguson
Manager-Ballpark
Security



Ashley Ficken
Manager-Authentic
Merchandise Sales



Patrick Fleischmann
Director-Renovation
Accounting/Risk
Management



Steven Funke
Director-Event
Presentation



Britt Gardner
Sr. Account Executive-
Group Sales & Season
Tickets



Steve Garvey
Sr. Manager-
Corporate Partnerships



Kendra Goodman
Manager-Theme
Tickets & Marketing



Tim Goodman
Manager-Premium
Sales & Services



Amanda Grosdidier
Director-Royals
Charities



Cindy Hamilton
Executive
Administrative Assistant



Brian Himstedt
Sr. Director-
Technology



Robert James
Lead-Electrician



Jamie Johnson
Sr. Account Executive-
Membership Services



Betty Kaegel
Director-
Community Outreach



Michele Kammerer
Sr. Director-
Client Services



Sarah Kenny
Coordinator-Authentic
Merchandise Sales



Jeannie Kenyon
Staff Accountant



Joel Kirch
Specialist-Window
Cleaning



Sarah Kongs
Manager-Accounting



Jason Kramer
Director-Corporate
Partnership Sales



Max Lehman
Content Producer-Motion
Graphics/Video Editor



Josh Lemaster
Sr. Accountant



Trevor Lininger
Coordinator-
Ticket Analytics



Sam Lutz
Content Producer-
Real Time Specialist



Megan Mackey
Sr. Manager-
Corporate Partnerships



Craig Maddox
Security
Officer



Miriam Maiden
Director-
Human Resources



Mandy Marks
Manager-
Content



John McGraw
Security
Officer



Katie McMullen
Director-
Community Relations



Dennis Miller
Technician-
Ballpark Operations



Spencer Montgomery
Manager-Parking &
Transportation



Curt Nelson
Director-
Hall of Fame



Aubrey Orr
Account Executive-Group
Sales & Season Tickets



Jodi Parsons
Director-Payroll



Jana Patton
Sr. Editor



Ariel Peralta
Sr. Account Executive-
Group Sales & Season
Tickets



Jonlyn Pierce
Coordinator-
Accounts Payable



Nick Pieroni
Assistant Manager-
Ballpark Services



Zach Plummer
Account Executive-
Group Sales & Season
Tickets



Mike Rader
Coordinator-First
Impressions



Becky Randall
Manager-Technology



Luke Reed
Manager-Corporate
Partnerships



Isaac Riffel
Sr. Director-Ballpark
Operations



Nate Rodgers
Manager-Ballpark
Services



Peter Rorvig
Security
Officer



Zach Rosenberg
Manager-Ballpark
Operations



Bryan Ross
Director-Event
Operations



Megan Rowe
Manager-Royals
Charities



Aaron Sawyer
Technician-Ballpark
Operations



Matt Schulte
Manager-Promotions
& Special Events



Jill Seib-Schaub
Manager-Hall of Fame/
Education Programs



Neil Sell
Director-Technology



Steve Shiffman
Sr. Director-Sales &
Services



Kayla Shively
Manager-Membership
Services & Benefits



Ricky Sims
Coordinator-Mail
Services



Erin Sleddens
Sr. Director-Digital &
Social Media



Caleb Smith
Account Executive-
Season Tickets & Group
Sales



Patrick Stacy
Manager-Client
Services



Madeleine Straley
Coordinator-
Human Resources



Doug Strauss
Painter



Cheryl Sutton
Assistant Manager-
Ballpark Security



Spencer Thomas
Account Executive-
Season Tickets & Group
Sales



Jacque Tschirhart
Coordinator-Vault
Services



Amanda Turk
Director-Publicity



Scott Wadsworth
Director-
Sales & Services



Zach Weaver
Manager-Event
Presentation &
Production



Cireena White
Guest Experience
Specialist



Caitlin Wienck
Manager-Creative
Services



Johnny Williams
Director-Ballpark
Services



Natalie Williams
Manager-Corporate
Partnerships



Ryan Ziegler
Sr. Account Executive-
Membership Services



Brad Zollars
Sr. Director-
Advertising &
Marketing



Adalberto Mondesi was one of three Royals to tie for the Major League lead with 10 triples in 2019.



KANSAS CITY ROYALS MEDIA GUIDE

ROYALS

2020





MIKE MATHENY

#22 🏆 MANAGER

BATS
RIGHT

THROWS
RIGHT

FULL NAME
MICHAEL SCOTT MATHENY

BORN: SEPT. 22, 1970 | REYNOLDSBURG, OHIO

NAMED TO STAFF: OCT. 31, 2019 | RESIDES: LEE'S SUMMIT, MO.

WIFE: KRISTIN | CHILDREN: TATE, KATIE, LUKE, JACOB, BLAISE

MANAGERIAL CAREER

- 👑 Named the 17th full-time manager in Kansas City Royals history on October 31, 2019.
- 👑 Opened the 2020 season with 591 career victories, which ranked eighth among active managers.
- 👑 Managed the St. Louis Cardinals from 2012-18, being relieved of his duties on July 14, 2018...compiled a .555 winning percentage (591-474) as the Cards' skipper...named to the position on November 14, 2011...when he was hired, he was the youngest (age 41) active manager in the Major Leagues and youngest St. Louis skipper since Jack Krol (also 41) in 1978.
- 👑 Led St. Louis to the postseason in each of his first four seasons, becoming the first manager to do that in Major League history...led the Cards to a Wild Card berth in 2012, then followed that up with three-straight National League Central titles (2013-15).
- 👑 Managed the club to a World Series appearance in 2013, falling to the Boston Red Sox, while his teams

reached the National League Championship Series in 2012 and 2014, before bowing to the eventual World Series champion San Francisco Giants both seasons.

- 👑 Entered the year having managed 43 postseason games, which are third most in the Majors since 2012, trailing only Houston's AJ Hinch (50) and the Dodgers' Dave Roberts (47)...his 21 postseason victories are fifth most in baseball over the last eight postseasons.
- 👑 Posted a winning record each year with St. Louis, including a Major League-best 100 victories during the 2015 campaign...during his tenure, the Cardinals had the third-highest winning percentage in baseball.
- 👑 Hired by the Royals as a Special Advisor-Player Development on November 23, 2018, serving in that capacity during the 2019 season...served in a similar role with St. Louis (2008-11) before he was hired as manager.

PLAYING CAREER

- 👑 A veteran of 13 Major League seasons, Matheny was selected by the Milwaukee Brewers out of the University of Michigan in the eighth round of the 1991 draft.
- 👑 Made his debut with the Brewers in 1994 and played for Milwaukee (1994-98), Toronto (1999), St. Louis (2000-04) and San Francisco (2005-06) in his career.
- 👑 Was a four-time *Rawlings* Gold Glove Award winner (2000, 2003-05) at catcher...holds the Major League catching record for most consecutive errorless games (252) and at one time held the mark for consecutive errorless chances (1,565), until it was broken by Mike Redmond in 2010.

- 👑 Led National League catchers in fielding percentage twice (2003, 2004)...his .994 career fielding percentage ranks 21st all-time among Major League catchers (min. 500 games).
- 👑 Earned the Darryl Kile Award in 2003 – an annual award that recognizes the Cardinals' player who best demonstrates the qualities that Kile brought to the clubhouse...also won the "Willie Mays Award" in 2005 for being the most inspirational player on the Giants.

MATHENY'S MANAGERIAL RECORD

Year	Club	League	Finish	Games	Won	Lost	Pct.
2012	St. Louis	National	2nd*	162	88	74	.543
2013	St. Louis	National	1st	162	97	65	.599
2014	St. Louis	National	1st	162	90	72	.556
2015	St. Louis	National	1st	162	100	62	.617
2016	St. Louis	National	2nd	162	86	76	.531
2017	St. Louis	National	3rd	162	83	79	.512
2018	St. Louis	National	3rd	93	47	46	.505
Regular Season Totals				1,065	591	474	.555
Postseason Totals				43	21	22	.488

*-Wild Card Qualifier, **BOLD** = Postseason participant

MISC NOTES

- Matheny (pronounced Muh-THÉE-nee) and his wife, Kristin, have five children: Tate (26), Katie (25), Luke (23), Jacob (22) and Blaise (19)...son, Tate played baseball at Missouri State University and was drafted by the Boston Red Sox in 2013...daughter, Katie, played women's ice hockey at the Ohio State University...sons, Luke (Oklahoma State) and Jacob (Missouri) have also played collegiate baseball.
- Mike was born on September 22, 1970 in Reynoldsburg, Ohio and graduated from Reynoldsburg High School in 1988...served as team captain for both the Raiders' baseball and football teams...a member of the Connie Mack National Championship team in 1989.
- Attended the University of Michigan, where he was

co-captain of the Wolverines' baseball team...wife, Kristin, was also a varsity athlete at Michigan, playing field hockey.

- Organized and created the "Catch-22" charity and in 2005, saw the opening of the "Catch 22 Miracle Field" at Chesterfield Valley Athletic Complex in St. Louis...the field is designed and constructed to allow children of all abilities to experience the thrill of playing baseball.
- In 2015, published a book titled "The Matheny Manifesto", which is about coaching youth baseball with the philosophy about respect, ownership, self-motivation and no-nonsense sportsmanship.

MATHENY'S RECORD VS. MLB CLUBS (REGULAR SEASON ONLY)

Opponent	Record
Arizona.....	30-16
Atlanta.....	19-21
Baltimore.....	2-4
Boston.....	2-5
Chicago Cubs.....	62-58
Chicago White Sox.....	7-4
Cincinnati.....	72-50
Cleveland.....	5-4
Colorado.....	26-13
Detroit.....	2-4
Houston.....	16-7
Kansas City.....	18-13
Los Angeles Angels.....	4-2
Los Angeles Dodgers.....	21-24
Miami.....	25-17

Opponent	Record
Milwaukee.....	75-48
Minnesota.....	3-5
New York Mets.....	25-22
New York Yankees.....	1-5
Oakland.....	2-4
Philadelphia.....	28-20
Pittsburgh.....	63-57
San Diego.....	27-20
Seattle.....	3-3
San Francisco.....	24-19
Tampa Bay.....	2-5
Texas.....	0-6
Toronto.....	4-2
Washington.....	23-16



MATHENY'S CAREER EJECTIONS
AS A MANAGER

No.	Date	Note (Umpire)
1	4/24/12	Arguing call at 2B (B. Welke)
2	6/16/12	Arguing catch/no catch (K. Danley)
3	6/2/13	Arguing call at 1B (C. Fagan)
4	7/11/13	Arguing balls and strikes (D. Bellino)
5	8/9/13	Arguing called third strike (D. Rackley)
6	9/6/13	Intentional HBP (T. Randazzo)
7	5/16/14	Arguing balls and strikes (S. Barber)
8	8/1/14	Arguing balk call (W. Little)
9	6/2/15	Arguing called third strike (J. West)
10	7/8/15	Arguing balls and strikes (P. Hoberg)
11	9/18/15	Intentional HBP (D. Bellino)

No.	Date	Note (Umpire)
12	6/30/16	Arguing replay ruling (M. Everitt)
13	4/23/17	Arguing called third strike (J. Tumpane)
14	5/19/17	Arguing balls and strikes (N. Lentz)
15	8/16/17	Arguing balls and strikes (C. Segal)

AS A PLAYER

No.	Date	Note (Umpire)
1	5/31/96	Fighting (T. Welke)
2	9/13/03	Umpire's Hand on Back (J. Crawford)

LONGEST TENURED MANAGERS (AMERICAN LEAGUE)

Rank	Manager	Date Hired	Rank	Manager	Date Hired
1.	Bob Melvin (OAK)	June 9, 2011	9.	Charlie Montoyo (TOR)	October 25, 2018
2.	Terry Francona (CLE)	October 6, 2012	10.	Chris Woodward (TEX)	November 2, 2018
3.	Kevin Cash (TB)	December 5, 2014	11.	Brandon Hyde (BAL)	December 17, 2018
4.	Scott Servais (SEA)	October 23, 2015	12.	Joe Maddon (LAA)	October 16, 2019
5.	Rick Renteria (CWS)	October 3, 2016	13.	Mike Matheny (KC)	October 31, 2019
6.	Ron Gardenhire (DET)	October 20, 2017	14.	Dusty Baker (HOU)	January 29, 2020
7.	Aaron Boone (NYY)	December 4, 2017	15.	Ron Roenicke (BOS)	February 12, 2020
8.	Rocco Baldeli (MIN)	October 25, 2018			

ROYALS YEAR-BY-YEAR MANAGERIAL RECORDS

Year	Manager	Record	Year	Manager	Record
1969	Joe Gordon	.69-93	1995	Bob Boone	.70-74
1970	Charlie Metro	.19-33	1996	Bob Boone	.75-86
1970	Bob Lemon	.46-64	1997	Bob Boone	.36-46
1971	Bob Lemon	.85-76	1997	Tony Muser	.31-48
1972	Bob Lemon	.76-78	1998	Tony Muser	.72-89
1973	Jack McKeon	.88-74	1999	Tony Muser	.64-97
1974	Jack McKeon	.77-85	2000	Tony Muser	.77-85
1975	Jack McKeon	.50-46	2001	Tony Muser	.65-97
1975	Whitey Herzog	.41-25	2002	Tony Muser	.8-15
1976	Whitey Herzog	.90-72	2002	John Mizerock*	.5-8
1977	Whitey Herzog	.102-60	2002	Tony Peña	.49-77
1978	Whitey Herzog	.92-70	2003	Tony Peña	.83-79
1979	Whitey Herzog	.85-77	2004	Tony Peña	.58-104
1980	Jim Frey	.97-65	2005	Tony Peña	.8-25
1981	Jim Frey	.30-40	2005	Bob Schaefer*	.5-12
1981	Dick Howser	.20-13	2005	Buddy Bell	.43-69
1982	Dick Howser	.90-72	2006	Buddy Bell	.62-100
1983	Dick Howser	.79-83	2007	Buddy Bell	.69-93
1984	Dick Howser	.84-78	2008	Trey Hillman	.75-87
1985	Dick Howser	.91-71	2009	Trey Hillman	.65-97
1986	Dick Howser	.40-48	2010	Trey Hillman	.12-23
1986	Mike Ferraro*	.36-38	2010	Ned Yost	.55-72
1987	Billy Gardner	.62-64	2011	Ned Yost	.71-91
1987	John Wathan	.21-15	2012	Ned Yost	.72-90
1988	John Wathan	.84-77	2013	Ned Yost	.86-76
1989	John Wathan	.92-70	2014	Ned Yost	.89-73
1990	John Wathan	.75-86	2015	Ned Yost	.95-67
1991	John Wathan	.15-22	2016	Ned Yost	.81-81
1991	Bob Schaefer*	.1-0	2017	Ned Yost	.80-82
1991	Hal McRae	.66-58	2018	Ned Yost	.58-104
1992	Hal McRae	.72-90	2019	Ned Yost	.59-103
1993	Hal McRae	.84-78			
1994	Hal McRae	.64-51			

*-Interim

ROYALS MANAGERIAL RECORDS BY WINS

Manager	Years	Record	Win Pct.
Ned Yost	2010-19	746-839	.471
Whitey Herzog	1975-79	410-304	.574
Dick Howser	1981-86	404-365	.525
Tony Muser	1997-02	317-431	.424
John Wathan	1987-91	287-270	.515
Hal McRae	1991-94	286-277	.508
Jack McKeon	1973-75	215-205	.512
Bob Lemon	1970-72	207-218	.487
Tony Pena	2002-05	198-285	.410
Bob Boone	1995-97	181-206	.468
Buddy Bell	2005-07	174-262	.399
Trey Hillman	2008-10	152-207	.423
Jim Frey	1980-81	127-105	.547
Joe Gordon	1969	69-93	.426
Billy Gardner	1987	62-64	.492
Mike Ferraro	1986	36-38	.486
Charlie Metro	1970	19-33	.365
Bob Schaefer	1991, 2005	6-12	.333
John Mizerock	2002	5-8	.385

ROYALS MANAGERIAL RECORDS BY WINNING PERCENTAGE (FULL TIME ONLY)

Manager	Years	Record	Win Pct.
Whitey Herzog	1975-79	410-304	.574
Jim Frey	1980-81	127-105	.547
Dick Howser	1981-86	404-365	.525
John Wathan	1987-91	287-270	.515
Jack McKeon	1973-75	215-205	.512
Hal McRae	1991-94	286-277	.508
Billy Gardner	1987	62-64	.492
Bob Lemon	1970-72	207-218	.487
Ned Yost	2010-18	746-839	.471
Bob Boone	1995-97	181-206	.468
Joe Gordon	1969	69-93	.426
Tony Muser	1997-02	317-431	.424
Trey Hillman	2008-10	152-207	.423
Tony Pena	2002-05	198-285	.410
Buddy Bell	2005-07	174-262	.399
Charlie Metro	1970	19-33	.365

ROYALS MANAGERIAL ROSTER


#6 Joe Gordon



#36 Charlie Metro



#2, 21 Bob Lemon



#31 Jack McKeon




#24 Whitey Herzog



#41 Jim Frey



#10, #21 Dick Howser



#41 Billy Gardner



#12 John Wathan



#11 Hal McRae



#2, #8 Bob Boone



#40 Tony Muser



#6 Tony Pena



#25 Buddy Bell



#22, 88 Trey Hillman



#2, 3 Ned Yost



#22 Mike Matheny



TERRY BRADSHAW

#44 HITTING COACH

BATS
RIGHT

THROWS
RIGHT

FULL NAME
TERRY LEON BRADSHAW

BORN: FEB. 3, 1969 | FRANKLIN, VA.

NAMED TO STAFF: NOV. 7, 2017 | RESIDES: PRINCE GEORGE, VA.

WIFE: CYNTHIA | SONS: MONTAE, MARCUS

COACHING CAREER

- Terry is in his third season as the Royals hitting coach, being named to the position on Nov. 7, 2017...he spent the previous five seasons as the Royals' Minor League Hitting Coordinator.
- During his tenure, he's helped develop Kansas City's young veterans, as Whit Merrifield has led the Major Leagues in hits in each of the past two seasons and set numerous club records...also helped develop Jorge Soler into one of the premier power hitters in the American League as he slugged a franchise-record 48 home runs in 2019.
- In 2019, the Royals became the first team to have a

player or players lead the American League in hits, triples and home runs since the 1978 Boston Red Sox, when Jim Rice led in all three categories.

- Served as a coach in the organization since the 2000 season, with stops at Charleston (2000), Burlington (2001), Wilmington (2002-03), Omaha (2004-08) and Northwest Arkansas (2009-12), prior to his position as the minor league hitting coordinator.
- Helped lead Wilmington to the best record in the Carolina League (89-51) in 2002 and was a member of the Northwest Arkansas staff that won the Texas League championship in 2010 and was runner-up in 2009.

PLAYING CAREER

- Had a 10-year playing career, which included two seasons in the Majors with the St. Louis Cardinals...he was a lifetime .262 hitter with two doubles, a triple and five RBI in 34 games.
- Made his big league debut on May 4, 1995, collecting a pinch-hit single off Houston reliever Dave Veres.
- Collected hits in each of his first three Major League at-bats, between May 4-6, 1995 – vs. Houston.

- Played in the Royals' organization with Omaha in 1998, before finishing his career with Montreal's Triple-A affiliate, Ottawa, in 1999.
- Originally drafted in the ninth round by St. Louis in 1990 and spent his first eight seasons in the Cardinals' organization...named a Florida State League (A) All-Star in 1993 and a Texas League (AA) All-Star in 1994.

MISC NOTES

- Terry and his wife, Cynthia, reside in Prince George, Va....they have two sons, Montae and Marcus.
- Graduated from Windsor High School in Windsor, Va....lettered in both baseball and football.
- Attended Norfolk State (Va.) University...one of two Spartans to play in a Major League game (Eric Crozier)...ranks fifth in program history in steals (66), while he still holds the school's single-season record for runs scored (62), which he set in 1990.

BRADSHAW'S COACHING SUMMARY

Years	Club	League	Position
2000	Charleston	South Atlantic	Hitting Coach
2001	Burlington (Iowa)	Midwest	Hitting Coach
2002-03	Wilmington	Carolina	Hitting Coach
2004-08	Omaha	Pacific Coast	Hitting Coach
2009-12	Northwest Arkansas	Texas	Hitting Coach
2013-17	Kansas City	Minor League	Hitting Coordinator
2018-20	Kansas City	American	Hitting Coach



LARRY CARTER

#34 🏆 BULLPEN COACH

BATS
RIGHT

THROWS
RIGHT

FULL NAME
LARRY GENE CARTER

BORN: MAY 22, 1965 | CHARLESTON, W. VA.

NAMED TO STAFF: DEC. 5, 2019 | RESIDES: CORINTH, TEXAS

WIFE: JENNIFER | SONS: MATTHEW, ANDREW

COACHING CAREER

- 🏆 Larry is in his first season as the Royals bullpen coach, being named to the position on Dec. 5, 2019...he spent the previous five years as the organization's minor league pitching coordinator.
- 🏆 The 2020 season will be his 23rd year in the organization and 27th overall as a coach.
- 🏆 Named the 2014 Dick Howser Award winner, helping lead Omaha (AAA) to its second consecutive Triple-A championship...served as a pitching coach with the Storm Chasers.
- 🏆 Spent 11 seasons at the Double-A level, coaching at both Wichita (2002-07) and Northwest Arkansas (2008-12)...also served as the pitching coach at Class A Wilmington (2000-01), Charleston (1999) and Lansing (1998).
- 🏆 Began his coaching career with the Tyler (Texas) Wildcatters (1994-97) in the Independent Texas-Louisiana League.

PLAYING CAREER

- 🏆 Originally selected in the 10th round of the 1986 June Free Agent Draft by the St. Louis Cardinals...played in the Cardinals' system for two seasons, before joining the San Francisco Giants' organization.
- 🏆 Made six starts for the Giants in 1992, going 1-5 with a 4.64 ERA...earned his lone Major League victory at Dodger Stadium, 7-3 on Sept. 11, allowing one run on four hits over 7.0 innings.
- 🏆 Named a Texas League (AA) All-Star in 1991, pitching with Shreveport in the Giants' system.

MISC NOTES

- 🏆 Larry and his wife, Jennifer, reside in Corinth, Texas during the offseason, with sons, Matthew and Andrew.
- 🏆 Graduated from West Virginia State University in 1986...when he made his debut, he became the second player from the school to reach the Major Leagues, joining the Seattle Pilots' Billy Williams (1969).

CARTER'S COACHING SUMMARY

Years	Club	League	Position
1994-97	Tyler Wildcatters	Texas-Louisiana	Pitching Coach
1998	Lansing	Midwest	Pitching Coach
1999	Charleston	South Atlantic	Pitching Coach
2000-01	Wilmington	Carolina	Pitching Coach
2002-07	Wichita	Texas	Pitching Coach
2008-12	Northwest Arkansas	Texas	Pitching Coach
2013-14	Omaha	Pacific Coast	Pitching Coach
2015-19	Kansas City	Minor League	Pitching Coordinator
2020	Kansas City	American	Bullpen Coach



CAL ELDRED

#23 🏆 PITCHING COACH

BATS
RIGHT

THROWS
RIGHT

FULL NAME
CALVIN JOHN ELDRED

BORN: NOV. 24, 1967 | CEDAR RAPIDS, IOWA

NAMED TO STAFF: NOV. 7, 2017 | RESIDES: MT. VERNON, IOWA

WIFE: CHRISTI | CHILDREN: CJ, LUKE, EMILY, ABIGAIL, HOLLEE

COACHING CAREER

- 🏆 Cal is in his third season as the Royals pitching coach, being named to the position on November 7, 2017...he had been in the organization the previous two seasons, serving as an Assistant to the General Manager-Player Development.
- 🏆 Under Eldred's leadership, the Royals' pitching staff collected the second most strikeouts in franchise history (1,230), trailing only the 2016 club (1,287).
- 🏆 In 2019, helped veteran Ian Kennedy transition from starter to closer and rank tied for fourth in the American League with 30 saves.
- 🏆 Served as an Assistant to the General Manager with the St. Louis Cardinals for three seasons, 2013-15, under GM John Mozeliak...role included instructing minor league players for various on and off the field issues.

PLAYING CAREER

- 🏆 Spent 14 seasons in the Major Leagues, pitching for the Milwaukee Brewers (1991-99), Chicago White Sox (2000-01) and St. Louis Cardinals (2003-05)... teammate of current Royals manager Mike Matheny with Milwaukee (1994-98) and St. Louis (2003-04).
- 🏆 Selected by the Brewers in the first round (17th overall) of the 1989 First-Year Player Draft out of the University of Iowa.
- 🏆 Led the American League in starts in both 1993 (36) and 1994 (25), as well as innings pitched (258.0) in '93.
- 🏆 Recorded 10 victories or more five times in his career, including a career-best 16 wins for Milwaukee in 1993, which tied for seventh in the Junior Circuit.
- 🏆 Made six relief appearances for the Cardinals during the 2004 and 2005 postseasons, including a pair of outings in the 2004 World Series vs. Boston.
- 🏆 Earned the Darryl Kile Good Guy Award with the Cardinals in 2005.

MISC NOTES

- 🏆 Cal and his wife, Christi, reside in Mount Vernon, Iowa with their children, C.J., Luke, Emily, Abigail and Hollee...his son, C.J., is a pitcher in the Royals' system, pitching with Lexington (A) and Wilmington (A+) in 2019.
- 🏆 Graduated from Urbana (Iowa) Community High School in 1986...earned all-state honors in both baseball and basketball, while he was a third team All-American in baseball during his senior season.
- 🏆 Selected by the New York Mets in the 1986 First-Year Player Draft (26th round), but declined the offer to attend the University of Iowa.
- 🏆 Pitched three seasons for the Hawkeyes (1987-89), amassing 177 career strikeouts and 218.0 innings, which both ranked in the top five in program history at the completion of his college career.

ELDRED'S COACHING SUMMARY

Years	Club	League	Position
2013-15	St. Louis	National	Assistant to GM
2016-17	Kansas City	American	Assistant to GM
2018-20	Kansas City	American	Pitching Coach



PEDRO GRIFOL

#6 BENCH COACH

BATS
RIGHT

THROWS
RIGHT

FULL NAME
PEDRO ORLANDO GRIFOL

BORN: NOV. 28, 1969 | MIAMI, FLA.

NAMED TO STAFF: MAY 30, 2013 | RESIDES: MIAMI, FLA.

WIFE: ALI | DAUGHTERS: LAUREN, AMANDA, CAMILA

COACHING CAREER

- Pedro is in his eighth year with the Royals' organization and first as the club's bench coach.
- Previously served for two years as the club's quality control/catching coach (2018-19)...also held titles of catching coach (2014-17), hitting coach (2013-14) and special assignment coach (2013) during his tenure.
- During his time as the team's catching coach, Salvador Perez was selected to start in the All-Star game five straight seasons (2014-18) and named a Rawlings Gold Glove winner four times (2014-16, 2018).
- Named KC's Major League special assignment coach on May 30, 2013...took over hitting coach duties on a full-time basis on July 25, 2013.
- Joined the Royals' organization in 2013 as the hitting coach for Surprise (Rookie), after 13 seasons in the Seattle Mariners' system.
- Served as the manager at High Desert (A) in 2012, leading the Mavericks to an 83-57 regular-season record.
- Previous roles with the Mariners' organization included: area scout for south Florida and Puerto Rico (2000-05), manager of short-A Everett (2003-05), Coordinator of Instruction (2006-08) and Director of Minor League Operations (2008-11).
- Served as a Major League Coach with the Seattle Mariners in 2010.

PLAYING CAREER

- Played nine seasons in the minor leagues from 1991-99, spending five seasons in the Twins' organization (1991-95) and four with the Mets (1996-99)...hit .226 with 39 homers and 273 RBI in 652 minor league games.
- Originally a sixth-round selection by the Minnesota Twins in the 1991 MLB First-Year Player Draft.

MISC NOTES

- Pedro and his wife, Ali, reside in Miami, Fla....they have three daughters: Lauren, Amanda and Camila.
- Played three seasons at Florida State University (1989-91), helping the Seminoles reach the College World Series in 1989 and 1991...All-America selection by the American Baseball Coaches Association and Baseball America in 1991.
- Finished his B.S. degree at Excelsior College/The University of the State of New York in 2001.
- A 1988 graduate of Christopher Columbus High School in Miami...named Florida State High School Player of the Year.
- Selected to USA Baseball National Teams in 1987 and 1989.

GRIFOL'S COACHING SUMMARY

<u>Years</u>	<u>Club</u>	<u>League</u>	<u>Position</u>
2000-05	Seattle	Minor League	Area Scout
2003-05	Everett	Northwest	Manager
2006-08	Seattle	Minor League	Coordinator-Instruction
2008-11	Seattle	Minor League	Director of Operations
2010	Seattle	American	Major League Coach
2012	High Desert	California	Manager
2013	Surprise	Arizona	Hitting Coach
2013-14	Kansas City	American	Special Assignment/Hitting
2014-17	Kansas City	American	Catching
2018-19	Kansas City	American	Quality Control/Catching
2020	Kansas City	American	Bench



RUSTY KUNTZ

#18 🏆 FIRST BASE COACH

BATS
RIGHT

THROWS
RIGHT

FULL NAME
RUSSEL JAY KUNTZ

BORN: FEB. 4, 1955 | ORANGE, CALIF.

NAMED TO STAFF: DEC. 5, 2019 | RESIDES: LEAWOOD, KAN.

WIFE: SALLI | SON: KEVIN

COACHING CAREER

- 👑 Rusty returns to the Royals' coaching staff as the club's first base coach, after a two-year stint as Special Assistant to the General Manager/Quality Control (2018-19).
- 👑 Marks his seventh year overall as the Royals' first base coach...served in the same role from 2008-10 and returned to the position from 2012-17...will also work with the Royals' outfielders and baserunners.
- 👑 Helped seven-time *Rawlings* Gold Glove Award winner Alex Gordon make the transition from infield to outfield...since the start of the 2010 season, Gordon's 98 outfield assists are tied for the most in the Major Leagues.
- 👑 Between 2013-16, the Royals recorded more stolen bases (531) than any other club, leading the Majors in 2013 (153) and 2014 (153).
- 👑 Previously served as a Special Assistant to the General Manager and the minor league outfield, bunting and

baserunning coach from the end of the 2010 season until August 4, 2012.

- 👑 Spent the 2003-07 seasons with the Pittsburgh Pirates' organization...joined the Pirates as the first base coach at the Major League level for the 2003-05 seasons before working as the outfield/baserunner coordinator with Triple-A Indianapolis in 2006 and 2007.
- 👑 Also served as a first base coach for the Florida Marlins (1995-96 and 1999-2000) and the Seattle Mariners (1989-92).
- 👑 Spent the final two months of the 2002 season as a roving instructor with the Atlanta Braves.
- 👑 Joined the Florida organization in 1993 and worked as the club's minor league outfield/baserunning coordinator from 1993-94, 1997-98 and 2001.
- 👑 After ending his playing career, worked as the Houston Astros' minor league baserunning and outfield instructor from 1987-88.

PLAYING CAREER

- 👑 Originally selected by the Chicago White Sox in the 11th round of the 1977 June Draft.
- 👑 Played seven seasons in the Majors with the White Sox (1979-83), Twins (1983) and Tigers (1984-85), hitting .236 with five home runs and 38 RBI in 277 games.

- 👑 A member of the 1984 World Series Champion Detroit Tigers, delivering the game-winning RBI in the fifth and deciding game of the World Series with a seventh-inning sacrifice fly.

MISC NOTES

- 👑 Rusty and his wife, Salli, have one son, Kevin, and reside in Leawood, Kan...Kevin was selected by the Royals in the 28th round of the 2013 MLB First-Year Player Draft, before being named to a position in the Royals' front office in 2016.

- 👑 Graduated from Paso Robles (Calif.) High and attended Cuesta College in San Luis Obispo, Calif., and California State College (Stanislaus), where he was a member of Cal State's Division III World Series Championship teams in 1976 and 1977.

KUNTZ'S COACHING SUMMARY

Years	Club	League	Position
1987-88	Houston	Minor League	Baserunning/Outfield Instructor
1989-92	Seattle	American	First Base Coach
1993-94	Florida	Minor League	Baserunning/Outfield Coordinator
1995-96	Florida	National	First Base Coach
1997-98	Florida	Minor League	Baserunning/Outfield Coordinator
1999-2000	Florida	National	First Base Coach
2001	Florida	Minor League	Baserunning/Outfield Coordinator
2002	Atlanta	Minor League	Roving Instructor
2003-05	Pittsburgh	National	First Base Coach
2006-07	Pittsburgh	Minor League	Coach/Baserunning Instructor
2008-10	Kansas City	American	First Base Coach
2010-12	Kansas City	Minor League	Outfield, Bunting Baserunning Coord.
2012-17	Kansas City	American	First Base Coach
2018-19	Kansas City	American	Special Assistant to the GM
2020	Kansas City	American	First Base Coach



JOHN MABRY

#47 MAJOR LEAGUE COACH

BATS
LEFT

THROWS
RIGHT

FULL NAME
JOHN STEVEN MABRY

BORN: OCT. 17, 1970 | WILMINGTON, DE.

NAMED TO STAFF: DEC. 5, 2019 | RESIDES: ST. LOUIS, MO.

WIFE: ANN | CHILDREN: J.T., DANIELLE, NICOLE, SAMANTHA

COACHING CAREER

- John is in his first season with the Royals, serving as a major league coach under manager Mike Matheny.
- Worked under Matheny as the St. Louis Cardinals' hitting coach for six seasons (2013-18), being named to the position on Nov. 5, 2012...he was also the assistant hitting coach under Mark McGwire during the 2012 campaign.
- In 2013, the Cardinals batted .330 with runners in

scoring position, which still stands as the top mark in the Majors since 1974...in 2016, St. Louis led the National League with 225 home runs, including a Major League-record 17 pinch-hit roundtrippers.

- Before joining the Cardinals' coaching staff he assisted the club in various community service initiatives, including the team's "Doin' It Right" school program in 2010-11.

PLAYING CAREER

- Selected by St. Louis in the sixth round of the 1991 First-Year Player Draft.
- Spent 14 seasons in the Majors, playing for the Cardinals (1994-98, 2001 and 2004-05), Seattle (1999-2000, 2003), San Diego (2000), Philadelphia (2002), Oakland (2002), the Chicago Cubs (2006) and Colorado (2007).
- Made his Major League debut with St. Louis on April 23, 1994...hit a career-best .307 in 129 games in 1995, being named the team's Rookie of the Year by the St.

Louis chapter of the BBWAA.

- Set career highs in games (151), hits (161), doubles (30) and RBI (74) with the Cardinals in 1996...became the 15th player in St. Louis history to hit for the cycle, hitting for a "natural" cycle in Colorado on May 18, 1996.
- Played in four postseasons, three with St. Louis (1996, 2004-05) and one with Oakland (2002)...appeared in two games during the 2004 World Series vs. Boston.

MISC NOTES

- John and his wife, Ann, live in St. Louis during the offseason with their four children: J.T., Danielle, Nicole and Samatha.
- Graduated from Behemia Manor High School in 1988, lettering in baseball, basketball and football.
- Played three seasons at West Chester University of Pennsylvania (1989-91)...when he debuted in 1994, he

became the third player from the school to appear in a big league game, joining former Royal Lance Clemons (1971) and Pat Kelly (1991).

- An avid outdoorsman, he was a spokesperson for Gander Mountain, making a series of videos on different aspects of hunting and fishing.

MABRY'S COACHING SUMMARY

Years	Club	League	Position
2011	St. Louis	National	Assistant Hitting Coach
2012-18	St. Louis	National	Hitting Coach
2020	Kansas City	American	Major League Coach



VANCE WILSON

#25 🏆 THIRD BASE COACH

BATS
RIGHT

THROWS
RIGHT

FULL NAME
VANCE ALLEN WILSON

BORN: MARCH 17, 1973 | MESA, ARIZ.

NAMED TO STAFF: NOV. 7, 2017 | RESIDES: SPRINGDALE, ARK.

WIFE: BRIDGET | DAUGHTER: PEYTON

COACHING CAREER

- 🏆 Vance is in his third year on the Royals' Major League coaching staff and first as the club's third base coach... served as the bullpen coach the previous two seasons (2018-19).
- 🏆 The 2020 season will be his 10th in the Royals' organization, also serving a minor league manager with Kane County (A) in 2011, Wilmington (A) in 2012-13 and Northwest Arkansas (AA) from 2014-17.

- 🏆 Completed his fourth season as manager at Northwest Arkansas in 2017, finishing the year with a 67-73 record...led the Naturals to consecutive Texas League North Division titles in 2015-16, falling in the league championship round both seasons.
- 🏆 Managed the Peoria Javelinas of the Arizona Fall League in 2014...led the club to the AFL championship game, but fell to Salt River.

PLAYING CAREER

- 🏆 Originally drafted by the New York Mets in the 44th round of the 1993 First-Year Player Draft out of Mesa (Ariz.) Junior College.
- 🏆 Spent parts of eight seasons in the Majors with the Mets (1999-2004) and Detroit (2005-06)...played in a career-high 96 games with New York in 2003, batting .243 with nine doubles, a career-best eight homers and 39 RBI, seeing most of his playing time during Hall of Famer Mike Piazza's stint on the disabled list.
- 🏆 Led the National League in caught stealing percentage

- (49.0) in 2002, while he ranked third (44.6 percent) in 2003.
- 🏆 Traded from the Mets to Detroit on January 5, 2005, in exchange for infielder Anderson Hernandez.
- 🏆 A member of the 2006 AL Central champion Detroit Tigers...played in 56 games for Detroit that season, hitting .283 with nine doubles, five homers and 18 RBI.
- 🏆 Finished his playing career in 2009 with Northwest Arkansas, appearing in 59 contests.

MISC NOTES

- 🏆 Vance and his wife, Bridget, reside in Springdale, Ark., with their daughter, Peyton Blaise.
- 🏆 Graduated from Red Mountain High School in Mesa, Ariz....played varsity baseball, basketball and football.
- 🏆 Attended Mesa Community College...named a Junior College All-American during his sophomore season.

- 🏆 Wife, Bridget, served as chairperson in the Campaign for Children...along with Vance and Peyton, the family helped raise over \$150,000 to build a Children's House to benefit abused children in Springdale, Ark.

WILSON'S COACHING SUMMARY

Years	Club	League	Position
2011	Kane County	Midwest	Manager
2012-13	Wilmington	Carolina	Manager
2014 (Fall)	Peoria	Arizona Fall	Manager
2014-17	Northwest Arkansas	Texas	Manager
2018-19	Kansas City	American	Bullpen Coach
2020	Kansas City	American	Third Base Coach

Year	Player	Transaction
2006	Salvador Perez	Signed as an International free agent, Oct. 10
2007	Danny Duffy	Selected in the third round of the First-Year Player Draft
2010	Whit Merrifield	Selected in the ninth round of the First-Year Player Draft
2011	Cam Gallagher Jakob Junis Adalberto Mondesi	Selected in the second round of the First-Year Player Draft Selected in the 29th round of the First-Year Player Draft Signed as an International free agent, July 27
2012	Jake Newberry	Selected in the 37th round of First-Year Player Draft
2013	Hunter Dozier Kevin McCarthy Glenn Sparkman@ Meibrys Vilorio	Selected in the first round (8th overall) of the First-Year Player Draft Selected in the 16th round of the First-Year Player Draft Selected in the 20th round of the First-Year Player Draft Signed as an International free agent, July 2
2014	Foster Griffin Scott Blewett Eric Skoglund Ryan O'Hearn Tim Hill	Selected in the first round (28th overall) of the First-Year Player Draft Selected in the second round of the First-Year Player Draft Selected in the third round of the First-Year Player Draft Selected in the eighth round of the First-Year Player Draft Selected in the 32nd round of the First-Year Player Draft
2015	Josh Staumont Jeison Guzman	Selected in the second round of the First-Year Player Draft Signed as an International free agent, July 3
2016	Ian Kennedy Nicky Lopez Richard Lovelady Nick Heath Carlos Hernandez Jorge Soler	Signed as a Major League free agent, Jan. 29 Selected in the fifth round of the First-Year Player Draft Selected in the 10th round of the First-Year Player Draft Selected in the 16th round of the First-Year Player Draft Signed as an International free agent, July 19 Acquired from Chicago Cubs, for RHP Wade Davis, Dec. 7
2017	Scott Barlow Brad Keller	Signed as a Major League free agent, Dec. 8 Acquired from Cincinnati, for future considerations, Dec. 14
2018	Gabe Speier Kelvin Gutierrez Jorge López Brett Phillips Bubba Starling#	Acquired from Arizona, along with RHP Elvis Luciano, for OF Jon Jay, June 6 Acquired from Washington, along with OF Blake Perkins and RHP Yohanse Morel, for RHP Kelvin Herrera, June 18 Acquired from Milwaukee, along with OF Brett Phillips, for 3B Mike Moustakas, July 28 Acquired from Milwaukee, along with RHP Jorge López, for 3B Mike Moustakas, July 28 Signed as a minor league free agent, Dec. 17
2019	Kyle Zimmer\$ Mike Montgomery Ryan McBroom Randy Rosario Stephen Woods Jr. Jesse Hahn Chance Adams Maikel Franco	Signed as a Major League free agent, Jan. 4 Acquired from the Chicago Cubs for C Martín Maldonado, July 16 Acquired from the New York Yankees for future considerations, Aug. 31 Claimed off waivers from the Chicago Cubs, Sept. 12 Selected from Tampa Bay in the first round (4th overall) of the Rule 5 Draft, Dec. 12 Signed as a Major League free agent, Dec. 13 Acquired from the New York Yankees for SS Cristian Perez, Dec. 23 Signed as a Major League free agent, Dec. 27
2020	Alex Gordon!	Signed as a Major League free agent, Jan. 22

! - Originally selected in the first round (2nd overall) of the 2005 First-Year Player Draft
@ - Returned by Toronto, July 8, 2017

- Originally selected in the first round (5th overall) of the 2011 First-Year Player Draft

\$ - Originally selected in the first round (5th overall) of the 2012 First-Year Player Draft

BY TRANSACTION TYPE

FIRST-YEAR PLAYER DRAFT (17)

👑	Scott Blewett	Second round, 2014
👑	Hunter Dozier	First round (8th), 2013
👑	Danny Duffy	Third round, 2007
👑	Cam Gallagher	Second round, 2011
👑	Foster Griffin	First round, 2014
👑	Nick Heath	16th round, 2016
👑	Tim Hill	32nd round, 2014
👑	Jakob Junis	29th round, 2011
👑	Nicky Lopez	Fifth round, 2016
👑	Richard Lovelady	10th round, 2016
👑	Kevin McCarthy	16th round, 2013
👑	Whit Merrifield	Ninth round, 2010
👑	Jake Newberry	37th round, 2012
👑	Ryan O'Hearn	Eighth round, 2014
👑	Eric Skoglund	Third round, 2014
👑	Glenn Sparkman	20th round, 2013
👑	Josh Staumont	Second round, 2015

INTERNATIONAL FREE AGENTS (5)

👑	Jeison Guzman	July 3, 2015
👑	Carlos Hernandez	July 19, 2016
👑	Adalberto Mondesi	July 27, 2011
👑	Salvador Perez	Oct. 10, 2006
👑	Meibrys Vilorio	July 2, 2013

MINOR LEAGUE FREE AGENTS (1)

👑	Bubba Starling	Dec. 17, 2018
---	----------------	---------------

MAJOR LEAGUE FREE AGENTS (6)

👑	Scott Barlow	Dec. 8, 2017
👑	Maikel Franco	Dec. 27, 2019
👑	Alex Gordon	Jan. 22, 2020
👑	Jesse Hahn	Dec. 13, 2019
👑	Ian Kennedy	Jan. 29, 2016
👑	Kyle Zimmer	Jan. 4, 2019

TRADES (9)

👑	Chance Adams	with NY Yankees, 2019
👑	Kelvin Gutierrez	with Washington, 2018
👑	Brad Keller	with Cincinnati, 2017
👑	Jorge López	with Milwaukee, 2018
👑	Ryan McBroom	with NY Yankees, 2019
👑	Mike Montgomery	with Chicago Cubs, 2019
👑	Brett Phillips	with Milwaukee, 2018
👑	Jorge Soler	with Chicago Cubs, 2016
👑	Gabe Speier	with Arizona, 2018

WAIVER CLAIMS (2)

👑	Randy Rosario	from Chicago Cubs, 2019
👑	Stephen Woods	from Tampa Bay, 2019



CHANCE ADAMS

#48 🏆 RIGHT-HANDED PITCHER

BATS
RIGHT

THROWS
RIGHT

HEIGHT
6-1

WEIGHT
215

BORN: AUG. 10, 1994 | SCOTTSDALE, ARIZ. | OD AGE: 25

ACQUIRED: TRADE WITH NY YANKEES, DEC. 23, 2019 | MLB SERVICE: 75 DAYS

2019 SEASON

- 🏆 Made 13 appearances across seven stints in the Major Leagues with the New York Yankees...went 1-1 with an 8.53 ERA (24 ER in 25.1 IP).
- 🏆 Allowed at least one run in 10 of his 13 appearances, including multiple runs in six outings.
- 🏆 Made his season debut on May 19 vs. Tampa Bay, tossing 3.0 scoreless innings (1 hit) and recording four strikeouts.
- 🏆 Earned his first Major League victory on May 25 at Kansas City in the second game of a doubleheader...worked the first 4.0 innings, allowing three runs on five hits, serving as the 26th man.
- 🏆 Surrendered 10 hits and five runs over 3.2 innings vs. Cleveland on August 15...became the first Yankees pitcher to allow 10 hits or more in a relief appearance since Jimmy Jones on Sept. 1, 1990 at Boston.
- 🏆 Went 4-4 with a 4.63 ERA (42 ER in 81.2 IP) and 80 strikeouts (8.82 K/9) with Scranton/Wilkes-Barre (AAA)...recorded his first professional shutout on June 5 at Buffalo, allowing three hits over 7.0 innings in a 3-0 triumph.

HONORS AND AWARDS

- 🏆 First MLB win: May 25, 2019 at Kansas City-2
- 🏆 First MLB save: May 19, 2019 vs. Tampa Bay
- 🏆 Two-time MiLB.com Organization All-Star (2016, 2017)
- 🏆 Two-time *Baseball America* Minor League All-Star (2016, 2017)
- 🏆 2017 Baseball America Triple-A All-Star
- 🏆 2016 Florida State League midseason All-Star
- 🏆 2016 MiLB.com Florida State League Player of the Month (May)

CAREER HIGHLIGHTS

- 🏆 Acquired by the Royals on Dec. 23 for minor league infielder Cristian Perez.
- 🏆 Compiled a 28-6 record and a 2.40 ERA (74 ER in 277.2 IP) combined in 2016-17, marking Minor League Baseball's best winning percentage (.824) and ERA (min. 250 IP) over that span...his win total ranked second among minor league pitchers (Zack Littell, 32) in that time.
- 🏆 **2018:** Appeared in three games (one start) for the Yankees, going 0-1 with a 7.04 ERA (6 ER in 7.2 IP)...all three of his appearances came on the road, with two of them at Fenway Park.
- 🏆 Made his big league debut at Boston on Aug. 4, allowing three runs on three hits over 5.0 innings in a 4-1 loss...fanned Mookie Betts in the third inning for his first MLB strikeout.
- 🏆 Became the fourth Yankee pitcher since 1965 to debut in a start vs. Boston, joining Luis Severino (Aug. 15, 2015), Randy Keisler (Sept. 10, 2000) and Sam Miletello (Aug. 9, 1992).
- 🏆 Also made a relief appearance at Miami (Aug. 22) and tossed a scoreless inning at Boston (Sept. 30).
- 🏆 Went 4-5 with two complete games and a 4.78 ERA (60 ER in 113.0 IP) in 27 outings (23 starts) with Scranton/Wilkes-Barre...allowed just one earned run in 6.1 innings (1.42 ERA) in his four relief appearances.
- 🏆 Recorded a save in Game 2 of the International League semifinals, tossing a perfect ninth inning vs. Lehigh Valley in a 3-0 triumph.
- 🏆 **2017:** Posted a 15-5 record with a 2.45 ERA (41 ER in 150.1 IP) in 27 starts combined between Trenton (AA) and Scranton/Wilkes-Barre...led all Yankees minor leaguers in wins and ranked third in ERA and strikeouts (135).
- 🏆 Allowed two earned runs or fewer in 22 of his 27 starts overall, including all six of his starts with Trenton.
- 🏆 Named Eastern League Pitcher of the Week for the week ending April 16, going 2-0 with a 0.79 ERA (1 ER in 11.1 IP) and 13 strikeouts in two starts.
- 🏆 Promoted to Scranton/WB on May 13 and held opponents to the lowest batting average in the International League (.197), and ranked fourth in WHIP (1.08) and fifth in ERA (2.89).
- 🏆 **2016:** Earned the Kevin Lawn Award, presented annually to the Yankees' top minor league pitcher, combining to go 13-1 with a 2.33 ERA (33 ER in 127.1 IP) in 25 appearances (24 starts) between Tampa (A+) and Trenton.
- 🏆 Led qualifying minor league pitchers with a .169 opponents' batting average (76-for-450)...according to *Baseball America*, his opponents' batting average was second-lowest by a qualified minor league starter since the statistic was first kept in 1993, trailing only White Sox pitcher Fautino de los Santos (.163) in 2007.
- 🏆 Tabbed a Florida State League midseason All-Star, after going 5-0 with a 2.65 ERA (17 ER in 57.2 IP) with Tampa...also tabbed FSL Pitcher of the Week for the week ending June 12.
- 🏆 Named to *Baseball America's* Minor League All-Star team and an Organization All-Star by MiLB.com...rated by *Baseball America* as the Yankees' No. 8 prospect following the season.
- 🏆 Topped minor league pitchers in winning percentage (.929), among hurlers with at least 10 decisions...also led the minors (min. 125 IP) in WHIP (0.90) and H/9 ratio (5.37).
- 🏆 **2015:** Made 14 relief appearances in his first professional season, going 3-1 with a 1.78 ERA (7 ER in 35.1 IP), combined between Staten Island (A), Charleston (A) and Tampa.

MISC NOTES

👑 Chance Adams resides in Scottsdale, Ariz.

👑 Graduated from Chaparral High School (AZ) in 2012, helping the baseball team to consecutive state titles (2011, 2012).

👑 Attended Yavapai College (AZ) for two years (2013-14),

before transferring to Dallas Baptist University...went 7-1 with a 1.98 ERA (13 ER in 59.0 IP) in 23 relief appearances in his only season at DBU.

👑 Participated in Royals FanFest in 2020.

CAREER PITCHING

YEAR	CLUB	W-L	ERA	G	GS	CG	SHO	SV	IP	H	R	ER	HR	HB	BB	SO	WP	BK	AVG
2015	Staton Island	1-0	0.93	4	0	0	0	0	9.2	5	2	1	0	0	3	13	1	0	.147
	Charleston	1-1	3.09	5	0	0	0	0	11.2	7	6	4	0	0	4	16	1	0	.163
	Tampa	1-0	1.29	5	0	0	0	0	14.0	12	3	2	0	2	2	16	0	0	.226
2016	Tampa	5-0	2.65	12	12	0	0	0	57.2	41	18	17	4	2	15	73	3	0	.196
	Trenton	8-1	2.07	13	12	0	0	0	69.2	35	20	16	5	1	24	71	3	0	.145
2017	Trenton	4-0	1.03	6	6	0	0	0	35.0	23	6	4	2	1	15	32	0	0	.183
	Scranton/Wilkes-Barre	11-5	2.89	21	21	0	0	0	115.1	81	39	37	9	3	43	103	5	0	*.197
2018	Scranton/Wilkes-Barre	4-5	4.78	27	23	+2	0	0	113.0	101	65	60	16	6	58	113	0	0	.236
	NEW YORK (AL)	0-1	7.04	3	1	0	0	0	7.2	8	7	6	3	0	4	4	0	0	.267
2019	Scranton/Wilkes-Barre	4-4	4.63	18	15	1	1	1	81.2	77	44	42	11	7	38	80	2	0	.242
	NEW YORK (AL)	1-1	8.53	13	0	0	0	1	25.1	39	25	24	7	2	11	23	1	1	.351
Minor League Totals		39-16	3.24	111	89	3	1	1	507.2	382	203	183	47	22	202	517	15	0	.205
Major League Totals		1-2	8.18	16	1	0	0	1	33.0	47	32	30	10	2	15	27	1	1	.333

* - Led league; + - Tied for league lead

CAREER TRANSACTIONS

2015 Selected by the New York Yankees in the fifth round of the First-Year Player Draft...signed by Mike Leuzinger

2019 Acquired by the Kansas City Royals for INF Cristian Perez, Dec. 23

CAREER FIELDING

Position	Pct.	G	TC	PO	A	E	DP
Pitcher	1.000	16	3	1	2	0	0

SINGLE GAME BESTS

STRIKEOUTS (STARTER)

3 May 25, 2019 @ KC-2

STRIKEOUTS (RELIEVER)

4 May 19, 2019 vs. TB
June 11, 2019 vs. NYM

INNINGS PITCHED (STARTER)

4.0 May 25, 2019 @ KC-2

INNINGS PITCHED (RELIEVER)

5.0 Aug. 4, 2018 @ BOS
4.1 June 11, 2019 vs. NYM

ROYALS LONGEST GAMES

Inn.	Date	Opp.	Venue	Score
18 (2x)	May 17, 1972	Texas	Royals Stadium	3-4
	June 6, 1991	Texas	Royals Stadium	4-3
17 (3x)	April 9, 1969	Minnesota	Municipal Stadium	4-3
	May 2, 1970	Cleveland	Municipal Stadium	4-3
	May 25, 1986	Chicago	Royals Stadium	2-1
16 (6x)	April 30, 1972 (1st)	Cleveland	Municipal Stadium	3-5
	August 27, 1972 (2nd)	at New York	Yankee Stadium	8-9
	May 28, 1979	Baltimore	Royals Stadium	5-4
	August 26, 1984	Chicago	Royals Stadium	6-5
	July 29, 1995	Detroit	Kauffman Stadium	5-4
	June 15, 1996	Baltimore	Kauffman Stadium	7-6
15 (12x)	May 30, 1969 (2nd)	New York	Municipal Stadium	4-5
	July 28, 1976	at California	Anaheim Stadium	3-2
	August 26, 1976	at Boston	Fenway Park	7-6
	August 25, 1977	at Milwaukee	County Stadium	4-3
	September 27, 1977 (1st)	at Oakland	Oakland Coliseum	2-4
	May 23, 1981	Minnesota	Royals Stadium	1-0
	April 12, 1989	Baltimore	Royals Stadium	4-5
	June 12, 1993	Chicago	Royals Stadium	1-2
	June 10, 1998	Milwaukee	Kauffman Stadium	6-9
	June 4, 2008	at Chicago	U.S. Cellular Field	4-6
	May 16, 2012	Baltimore	Kauffman Stadium	3-4
	June 17, 2012	at St. Louis	Busch Stadium	5-3



SCOTT BARLOW

#58 🏆 RIGHT-HANDED PITCHER

BATS
RIGHTTHROWS
RIGHTHEIGHT
6-3WEIGHT
215

BORN: DEC. 18, 1992 | NEW LONDON, CONN. | OD AGE: 27

SIGNED: MAJOR LEAGUE FREE AGENT, DEC. 8, 2017 | MLB SERVICE: 1 YEAR, 30 DAYS

2019 SEASON

- 🏆 Made his first Opening Day roster and led KC relievers with 70.1 innings and 92 strikeouts...strikeout total ranked seventh among AL relievers.
- 🏆 His 92 strikeouts were second most by a Royals rookie reliever, trailing only Jim York's 103 strikeouts in 93.1 innings in 1971, and were the eighth most by any Royals reliever (rookie or not).
- 🏆 Pitched to a 2.84 ERA (10 ER in 31.2 IP) in 28 appearances vs. AL Central foes...that included a 2.84 mark vs. Cleveland (2 ER in 6.1 IP), a 2.45 ERA vs. Chicago (3 ER in 11.0 IP) and a 1.13 mark vs. Detroit (1 ER in 8.0 IP).
- 🏆 Earned his first Major League save on April 17 in Chicago, pitching a scoreless bottom of the 10th following Hunter Dozier's go-ahead homer in the top half.
- 🏆 Set a career high with six strikeouts in 2.0 innings on May 10 vs. Philadelphia...inherited a two-on, none-out jam in the sixth, and went: strikeout (Rhys Hoskins), walk, strikeout (Odúbel Herrera), strikeout (César Hernández) to end the threat...struck out the side in the seventh inning—all looking—on 14 pitches, becoming the first Royals reliever to

strike out the side on all called strikes since Wade Davis on May 6, 2014 at San Diego (9th).

- 🏆 Had a 1.77 ERA (4 ER in 20.1 IP) and .167 opponents' average (12-for-72) with 30 strikeouts (13.3 K/9) in his first 14 appearances through May 14.
- 🏆 Optioned to Omaha (AAA) on July 1, and pitched 6.0 scoreless innings over three outings with the Storm Chasers, before being recalled on July 15.
- 🏆 From his July 15 recall through the end of the season, he posted a 2.12 ERA (8 ER in 34.0 IP) and .205 opponents' average (25-for-122) in 31 appearances, with the fifth-best ERA in the American League during that time (min. 30.0 IP).
- 🏆 Did not allow a home run over his last 34.0 innings from July 15 through season's end, the fourth-longest active streak to end the 2019 season, according to *Elias*, trailing only Boston's Brandon Workman (52.2 IP), the Cubs' Rowan Wick (37.1 IP) and the Yankees' Luis Severino (34.1 IP)...the last homer he allowed was a walk-off shot by Danny Jansen in the ninth inning on June 29 in Toronto.

HONORS AND AWARDS

- 🏆 First MLB save: April 17, 2019 at Chicago White Sox
- 🏆 2018 MLB Japan All-Star Tour participant
- 🏆 First MLB win: May 29, 2018 vs. Minnesota

- 🏆 2017 Texas League postseason All-Star
- 🏆 2016 Texas League midseason All-Star

CAREER HIGHLIGHTS

- 🏆 **2018:** Made six appearances over two stints with the Royals, going 1-1 with a 3.60 ERA (6 ER in 15.0 IP).
- 🏆 Recalled from Omaha (AAA) twice (April 17, April 20) as the 26th man, but did not make his debut until April 30 at Fenway Park, tossing 3.0 innings of relief (5 H, 2 R, 1 ER, 0 BB, 1 K).
- 🏆 Earned his first big league victory on May 29 vs. Minnesota, tossing 4.0 hitless frames in a 2-1 win in 14 innings...his 4.0-inning stint without allowing a hit was the longest by a Royals reliever since Jose Santiago (also 4.0) on May 21, 2000 at Anaheim.
- 🏆 In his May 29 outing vs. Minnesota, struck out five consecutive hitters to become the first KC reliever with 4.0 hitless innings and five strikeouts in the same game since Jeff Montgomery on May 7, 1990 at Cleveland.
- 🏆 Had two stints in the big leagues (April 28-May 4; May 28-June 17), before being placed on the 7-day disabled list on July 3...made rehab assignments with Surprise (Rookie) and Northwest Arkansas (AA).
- 🏆 Compiled a 1-4 mark and a 5.37 ERA (32 ER in 53.2 IP) with a save in 16 minor league appearances (13 starts) in his three stops.
- 🏆 **2017:** Made 26 starts between Oklahoma City (AAA) and Tulsa (AA) in the Dodgers' organization...went 7-6 with a 3.29 ERA (51 ER in 139.2 IP).
- 🏆 Named a Texas League postseason All-Star, going 6-3 with a 2.10 ERA (25 ER in 107.1 IP) with Tulsa...his ERA would have led the league, however he finished 5.0 innings shy of qualifying.
- 🏆 Ranked fifth in the Texas League with 124 strikeouts (10.4 K/9), including three games with 10 or more, despite making just 19 starts for the Drillers.
- 🏆 Earned Texas League Pitcher of the Week honors (June 11), going 2-0 with a 0.69 ERA (1 ER in 13.0 IP) with 13 strikeouts over two starts.
- 🏆 **2016:** Named a Texas League All-Star, going 4-7 with a 3.98 ERA (55 ER in 124.1 IP) in 24 appearances (23 starts) with Tulsa.
- 🏆 Allowed a run in his inning of work and recorded two strikeouts for the North Division in the All-Star Game at Hammons Field in Springfield, Mo.
- 🏆 **2015:** Limited to just 88.2 innings due to a pair of stints on the disabled list...however, he went 8-6 with a 3.35 ERA in 19 outings (18 starts) across four levels in the Dodgers' minor league system.
- 🏆 Made three relief appearances for the Glendale Desert Dogs in the Arizona Fall League.
- 🏆 **2012:** Missed the entire season due to right elbow surgery.

MISC NOTES

👑 Scott A. Barlow resides in Texarkana, Ark., with his wife, Klancy.

👑 Graduated from Golden Valley High School in Santa Clarita, Calif., in 2011...named All-Foothill League in baseball as a senior, going 7-4 with a 3.17 ERA...set school record with 17 strikeouts in a game during his junior season.

👑 Participated in the MLB Japan All-Star Series in 2018...

also pitched for Gigantes del Cibao in the Dominican Winter League, going 1-3 with a 5.26 ERA in eight appearances (seven starts).

👑 Participated in Royals FanFest in 2019 and 2020.

👑 Bypassed a scholarship from Fresno State University when he signed with the Dodgers.

CAREER PITCHING

YEAR	CLUB	W-L	ERA	G	GS	CG	SHO	SV	IP	H	R	ER	HR	HB	BB	SO	WP	BK	AVG
2011	Arizona Dodgers	0-1	27.00	2	0	0	0	0	1.2	5	5	5	1	0	2	1	0	0	.500
2012	Arizona Dodgers	Did Not Pitch - Injured																	
2013	Ogden	4-3	6.20	15	15	0	0	0	69.2	82	54	48	13	4	32	51	9	1	.295
2014	Great Lakes	6-7	4.50	23	21	0	0	1	106.0	113	64	53	11	8	35	104	8	0	.269
2015	Rancho Cucamonga	8-3	2.52	14	13	0	0	0	71.1	61	30	20	4	4	32	64	4	0	.236
	Arizona Dodgers@	0-1	4.00	3	3	0	0	0	9.0	8	7	4	1	0	4	11	2	1	.216
	Great Lakes	0-1	5.79	1	1	0	0	0	4.2	8	3	2	0	0	1	1	2	0	.381
	Oklahoma City	0-1	14.73	1	1	0	0	0	3.2	7	6	6	0	0	3	3	0	0	.438
2016	Tulsa	4-7	3.98	24	23	0	0	0	124.1	125	63	55	9	9	52	102	8	0	.260
2017	Tulsa	6-3	2.10	19	19	0	0	0	107.1	60	33	25	9	5	37	124	4	0	.161
	Oklahoma City	1-3	7.24	7	7	0	0	0	32.1	37	36	26	6	3	23	36	3	0	.276
2018	Omaha	1-4	6.11	13	10	0	0	1	45.2	54	33	31	9	2	21	50	1	0	.293
	KANSAS CITY	1-1	3.60	6	0	0	0	0	15.0	16	7	6	2	0	3	15	0	0	.258
	Surprise@	0-0	0.00	2	2	0	0	0	4.0	2	0	0	0	0	3	6	1	0	.154
	Northwest Arkansas@	0-0	2.25	1	1	0	0	0	4.0	3	1	1	0	1	0	4	1	0	.214
2019	KANSAS CITY	3-3	4.22	61	0	0	0	1	70.1	64	33	6	3	37	92	5	1	0	.240
	Omaha	0-0	0.00	3	0	0	0	1	6.0	3	0	0	0	0	3	5	0	0	.158
Minor League Totals		30-34	4.23	128	116	0	0	3	589.2	568	340	277	65	36	248	562	43	2	.252
Major League Totals		4-4	4.11	67	0	0	0	1	85.1	80	40	39	8	3	40	107	5	1	.243

@ - Minor League injury rehab

CAREER TRANSACTIONS

- 2011 Selected by the Los Angeles Dodgers in the sixth round of the First-Year Player Draft...signed by Dennis Moeller
 2017 Signed by the Kansas City Royals as a Major League free agent, Dec. 8

CAREER FIELDING

Position	Pct.	G	TC	PO	A	E	DP
Pitcher	.909	67	11	2	8	1	0

SINGLE GAME BESTS

STRIKEOUTS

- 6 May 10, 2019 vs. PHI
 5 May 29, 2018 vs. MIN
 June 1, 2018 vs. OAK

INNINGS

- 2.1 April 8, 2019 vs. SEA
 May 27, 2019 @ CWS
 2.0 (7x) Last: Sept. 11, 2019 @ CWS

ROYALS RECORD ON HOLIDAYS

HOLIDAY	WINS	LOSSES	DID NOT PLAY	DOUBLEHEADERS
Easter	12	14	25	1-3 record (0-1-1)
Memorial Day	22	25	7	2-4 record (1-2-0)
Fourth of July	27	22	2	2-0 record (1-0-0)
Labor Day	23	24	6	5-3 record (1-0-3)
Totals	84	85	40	10-10 record (3-3-4)

OPPONENTS	WINS	LOSSES	OPPONENTS	WINS	LOSSES
Orioles	3	2	Mariners	6	8
Red Sox	4	5	Rays	1	2
White Sox	8	9	Senators/Rangers	7	6
Indians	7	6	Blue Jays	8	6
Tigers	8	9	Pilots/Brewers	5	3
Astros	0	1	Reds	1	0
Angels	11	4	Cardinals	0	1
Twins	7	9	Padres	0	1
Yankees	3	7	Totals	84	85
Athletics	5	6			



SCOTT BLEWETT

#64 🏆 RIGHT-HANDED PITCHER

BATS
RIGHTTHROWS
RIGHTHEIGHT
6-6WEIGHT
245

BORN: APRIL 10, 1996 | SYRACUSE, N.Y. | OD AGE: 23

SELECTED: SECOND ROUND, 2014 | MLB SERVICE: 0 DAYS

2019 SEASON

- 🏆 Opened the year with Omaha (AAA), but made his last five starts at Northwest Arkansas (AA)...went 6-11 with a 7.34 ERA (87 ER in 106.2 IP) in 21 starts (23 appearances) between his two stops.
- 🏆 Spent two weeks on the Injured List (June 27-July 11), missing time with a leg injury.
- 🏆 Won consecutive starts to open the year, April 8 at Memphis (14-3) and April 14 vs. New Orleans (11-10)...also fanned a season-high 10 hitters in his April 20 start at New Orleans (6.2 IP), taking a no-decision.
- 🏆 Dropped five-straight starts (April 28-May 25), pitching to a 10.08 ERA (28 ER in 25.0 IP) in that span.
- 🏆 Won three starts in a row (May 30-June 10), allowing four earned runs in 18.0 innings (2.00 ERA) in that span, before losing six-straight decisions between June 16-Aug. 17, which included his first three outings with Northwest Arkansas.
- 🏆 Fanned 34 hitters in 25.1 innings (12.08 K/9) over his five starts with the Nationals, including seven or more in each of his last four outings.

HONORS AND AWARDS

🏆 2018 Texas League midseason All-Star

🏆 2017 MiLB.com Organization All-Star

CAREER HIGHLIGHTS

- 🏆 **2018:** Spent the entire season at Northwest Arkansas (AA), matching a career high in wins (8), while his 26 appearances and 148.1 innings were the second-highest totals of his career.
- 🏆 Selected to the Texas League All-Star Game in Midland, Texas...tossed a scoreless second inning for the North Division.
- 🏆 Had a 5.70 ERA (49 ER in 77.1 IP) over his first 14 starts... however, he was 4-0 with a 2.90 ERA (16 ER in 49.2 IP) and a .232 (42-for-181) opponents' average from July 23 to the end of the year.
- 🏆 Named Texas League Pitcher of the Week (Aug. 12), after tossing his fourth career complete game on Aug. 10 – a 12-1 victory over Frisco.
- 🏆 **2017:** Set career highs in starts (27), strikeouts (129) and WHIP (1.34) with Wilmington (A), going 7-10 with a 4.07 ERA (69 ER in 152.2 IP)...ranked second in the Carolina League in innings and starts, fifth in strikeouts and 10th in WHIP, being named an Organization All-Star by MiLB.com.
- 🏆 Recorded the first shutout of his professional career on July 2, 2-0 over Salem...scattered four hits and allowed no walks with four strikeouts...it was one of 11 individual shutouts in the Carolina League in 2017.
- 🏆 **2016:** Tossed two complete games vs. Hagerstown (with Lexington), tying him for the South Atlantic League lead... allowed one unearned run on four hits over 7.0 innings in an 8-1 win on May 28 and 7.0 innings in a 3-1 loss on June 24.
- 🏆 **2014:** Ranked as the sixth-best prospect in the Appalachian League by *Baseball America*, following his first professional season.

MISC NOTES

- 🏆 Full name is **Scott Thomas Blewett**...resides in Phoenix, Ariz., during the offseason.
- 🏆 Graduated from C.W. Baker High School (N.Y.) in 2014...

named New York Gatorade Player of the Year as a senior, going 4-0 with a 0.23 ERA with 50 strikeouts in 30.0 innings...completed his high school career with a 21-0 record.

CAREER PITCHING

YEAR	CLUB	W-L	ERA	G	GS	CG	SHO	SV	IP	H	R	ER	HR	HB	BB	SO	WP	BK	AVG
2014	Burlington	1-2	4.82	8	7	0	0	0	28.0	27	16	15	3	3	15	29	6	0	.262
2015	Lexington	3-5	5.20	18	18	0	0	0	81.1	88	51	47	6	3	24	60	10	0	.272
2016	Lexington	8-11	4.31	25	25	2	0	0	129.1	138	72	62	10	8	51	121	18	1	.275
2017	Wilmington	7-10	4.07	27	27	1	1	0	152.2	153	76	69	16	7	52	129	13	0	.262
2018	Northwest Arkansas	8-6	4.79	26	25	1	0	0	148.1	164	84	79	12	12	49	100	10	2	.282
2019	Omaha	5-8	8.52	18	16	0	0	0	81.1	115	82	77	24	6	46	56	9	0	.333
	Northwest Arkansas	1-3	3.55	5	5	0	0	0	25.1	21	11	10	2	1	8	34	0	0	.221
Minor League Totals		33-45	5.00	127	123	4	1	0	646.1	706	392	359	73	40	245	529	66	3	.279

CAREER TRANSACTIONS

2014 Selected by the Kansas City Royals in the second round of the First-Year Player Draft...signed by Bobby Gandolfo



HUNTER DOZIER

#17 INFIELDER/OUTFIELDER

BATS
RIGHTTHROWS
RIGHTHEIGHT
6-4WEIGHT
220

BORN: AUG. 22, 1991 | WICHITA FALLS, TEXAS | OD AGE: 28

SELECTED: FIRST ROUND (8TH OVERALL), 2013 | MLB SERVICE: 2 YEARS, 60 DAYS

2019 SEASON

- Made the Opening Day roster for the first time and set career highs across the board, batting .279/.348/.522 (146-for-523)...also had career highs in runs (75), doubles (29), triples (10), home runs (26) and RBI (84), despite missing 16 games on the Injured List from June 4-20 with right side thorax tightness.
- A finalist in the 2019 Google MLB All-Star Starters Election among third baseman.
- Hit his 10th triple of the season in Game 162, matching Arizona's Eduardo Escobar and teammates Whit Merrifield and Adalberto Mondesi for the Majors lead in triples...this made the 2019 Royals the first team to have three players record at least 10 triples in a season since the 1984 Houston Astros...the last AL team to do it was the 1979 Royals.
- Became the second Royals third baseman to record 10 triples in a season, joining George Brett, who did it four times (1975-77, 1979).
- Became the first Royal to record at least 25 doubles, 10 triples and 25 home runs in a season, and just the fifth player in the Majors to do it in the last 30 seasons (since 1990), joining Nicholas Castellanos (2017), Curtis Granderson (2011), Grady Sizemore (2006) and Nomar Garciaparra (1997, 2003).
- Had 27 go-ahead RBI, fourth most in the American League...it was the third most go-ahead RBI by a Royal since 2009, trailing only Eric Hosmer, who had 34 in 2016 and 28 in 2015.
- Recorded 13 game-tying or go-ahead RBI in the sixth inning or later, most in the American League and one behind Washington's Anthony Rendon for most in the Majors.
- His eight go-ahead RBI in the seventh inning or later were tied for the Majors lead with Max Muncy, Pete Alonso and Kevin Newman, and were the most by a Royal since Ken Harvey (also 8) in 2003.
- Hit .494 (43-for-87) when putting the first pitch in play, best in the Majors (min. 75 at-bats), including 10 first-pitch homers, which trailed only Jeff McNeil (14) and teammate Jorge Soler (13).
- Made starts at third base (99), right field (17), designated hitter (15) and first base (7).
- Had a career-high four hits on April 27 vs. the Angels and May 26 vs. the Yankees...recorded a career-high four RBI on April 27 vs. the Angels and June 25 at Cleveland.
- Had two triples as the designated hitter on April 27 vs. the Angels, becoming the ninth DH (10th time) since 1973 to record a multi-triple game (1st Royal), and the first since Boston's David Ortiz on July 22, 2004.
- Started the season 3-for-27 (.111) through April 9, but hit .458 (27-for-59) over his next 17 games through the end of April with 12 extra-base hits and 14 RBI, earning his first Royals Player of the Month Award...led the team with seven homers and 17 RBI during the month and ranked second in the American League in slugging percentage (.738) and OPS (1.201).
- Recorded his second career walk-off hit on April 14 vs. Cleveland's Brad Hand, an RBI single to score Terrance Gore in the ninth inning.
- Had a Majors-best 10 go-ahead RBI in April, tied for third most by a Royal in any calendar month since at least 1974 (when data is available), trailing George Brett (12 in August 1980 and 11 in September 1975) and Raúl Ibáñez (11 in July 2002).
- Hit his first career grand slam on June 25 in Cleveland off Brad Hand to turn a 6-4 deficit into an 8-6 lead, becoming the first Royal to hit a grand slam in the ninth inning or later that turned a deficit into a lead.
- During a 10-game road trip from Aug. 2-11 to Minnesota, Boston and Detroit, he hit .310 (13-for-42) with six home runs and nine RBI, including three multi-home run games—the first three of his career: Aug. 2 at Minnesota, Aug. 8 at Detroit and Aug. 11 at Detroit, becoming the first Royal to record three multi-homer games on the same road trip.

HONORS AND AWARDS

- 2019 Tied for MLB lead in triples (10)
- First MLB home run: May 30, 2018 vs. Minnesota, solo shot off Austin Slegers
- First MLB hits: Sept. 15, 2016 vs. Oakland, double off Dillon Overton
- 2016 George Brett Minor League Hitter of the Year
- 2016 Omaha Player of the Year
- 2014 Arizona Fall League All-Prospect Team (3B)
- 2014 Wilmington Player of the Year
- 2013 Pioneer League Top Prospect, *Baseball America*

CAREER HIGHLIGHTS

- 2018:** Started in 95 of the Royals' 122 games following his May 14 recall, including starts at: first base (50), third base (35), designated hitter (8) and right field (2)...after starting at first base, designated hitter or right field in each of his first 39 games, 35 of his last 56 were at third base.
- Hit .295/.336/.543 (31-for-105) with 14 extra-base hits (5 HR) and 13 RBI during a 29-game stretch from July 23-Sept. 4.
- He and fellow rookie Ryan O'Hearn homered in the same game four times, including: Aug. 24, Aug. 31, Sept. 3 and Sept. 25...they were the first set of Royals rookies to each hit double-digit home runs in the same season since Angel Berroa (17) and Ken Harvey (13) in 2003.

- Hit his first career walk-off homer on Aug. 24 vs. Cleveland... it was the second of back-to-back homers with O'Hearn, making them the first duo of rookies in Major League history to hit back-to-back game-tying and game-ending HR in the ninth inning or later, according to *Elias Sports Bureau*.
- Six of his 11 homers and 19 of his 34 RBI came in his last 32 games from Aug. 22 through season's end...he had just five roundtrippers and 15 RBI through his first 70 games.
- Reached safely in five of his six plate appearances as a pinch-hitter, including three hits, most by a Royal since Billy Butler (4) in 2014...had a game-tying pinch-hit double in the ninth inning on Sept. 18 at Pittsburgh.
- 2017: Limited to 33 minor league games due to a strained left oblique and left hand injury.
- Opened the year on the 60-day Injured List (strained left oblique)...after being reinstated on June 1, returned to the IL on June 9 (left hand injury), which kept him out of action until Aug. 2 with a six-game rehab assignment at Northwest Arkansas (AA).
- All four of his home runs came in 17 games following his second IL stint, including a two-homer affair at Round Rock on Aug. 19.
- 2016: Selected from Omaha on Sept. 2 and made his Major League debut on Sept. 12...recorded his first hit on Sept. 15 and first RBI – a go-ahead single in a 3-2 win over the White Sox – Sept. 17.
- Batted .296/.366/.533 (144-for-486) between Omaha (AAA) and Northwest Arkansas (AA), with 79 runs scored, 44 doubles, 23 homers and 75 RBI, which were all career highs at the time.

- Played in eight games with Kansas City and made five starts, all in right field.
- Named Omaha Player of the Year, batting .294/.357/.506 (115-for-391) with 15 homers and 54 RBI in 103 games... finished second in the PCL with 36 doubles despite not making his debut until May 7.
- Batted .305/.400/.642 (29-for-95) with eight home runs and 21 RBI in 26 games with the Nationals before his promotion to Triple-A.
- 2015: Spent the entire year with Northwest Arkansas (AA), playing in 128 games...tied for ninth in the Texas League in games played, 10th in runs scored and tied for 11th in doubles.
- Rated as the No. 5 prospect in the Royals' minor league system by *Baseball America*.
- 2014: Tabbed Wilmington Player of the Year, leading the club in on-base percentage (.397) and slugging percentage (.429).
- Rated by *Baseball America* as the seventh-best prospect in the Royals' organization prior to the season...also named "Best Hitter for Average" and hitter with the "Best Strike-Zone Discipline."
- Played for the Peoria Javelinas in the Arizona Fall League... hit .256 (22-for-86) with six doubles, a homer and a .390 on-base percentage...named to the AFL's All-Prospect Team.
- 2013: Rated as the Pioneer League's top prospect by *Baseball America*.
- Led the Pioneer League in doubles...also finished fifth in walks and on-base percentage (.403), sixth in OPS (.912) and ninth in slugging (.509).

MISC NOTES

- Full name is **Hunter William Dozier**...resides in Argyle, Texas, with wife, Amanda, son, Bodhi and daughter, Blake, who was born during the 2019 season.
- Graduated from Denton (Texas) High School...lettered in both baseball and football...missed his senior football season due to a broken collarbone.

- Attended Stephen F. Austin University...left as the school's career leader in hits and doubles...named Southland Conference Player of the Year in 2013 and a finalist for the Brooks Wallace Award (best shortstop in college baseball).
- Participated in Royals FanFest each of the last four years (2017-20)...also participated in a Special Olympics Clinic and a PLAY Clinic for area youth through Royals Charities.

CAREER BATTING

YEAR	CLUB	AVG	G	AB	R	H	2B	3B	HR	RBI	SAC	SF	HP	BB	SO	SB	CS	OBP	SLG	E
2013	Idaho Falls	.303	54	218	43	66	*24	0	7	43	0	2	3	35	32	3	1	.403	.509	10
	Lexington	.327	15	55	6	18	6	0	0	9	0	0	1	3	5	0	0	.373	.436	1
2014	Wilmington	.295	66	224	36	66	18	0	4	39	0	3	5	35	56	7	3	.397	.429	7
	Northwest Arkansas	.209	64	234	33	49	12	0	4	21	0	1	1	31	70	3	2	.303	.312	12
2015	Northwest Arkansas	.213	128	475	65	101	27	1	12	53	0	2	1	45	151	6	2	.281	.349	22
2016	Northwest Arkansas	.305	26	95	14	29	8	0	8	21	0	0	1	14	23	4	0	.400	.642	1
	Omaha	.294	103	391	65	115	36	1	15	54	0	3	0	40	100	3	1	.357	.506	10
	KANSAS CITY	.211	8	19	4	4	1	0	0	1	0	0	0	2	8	0	0	.286	.263	0
2017	Wilmington@	.364	3	11	1	4	1	0	0	1	0	0	1	1	5	0	0	.462	.455	0
	Omaha	.226	24	84	11	19	6	1	4	12	0	1	2	9	37	1	1	.313	.464	0
	Northwest Arkansas@	.250	6	16	4	4	1	0	0	0	0	0	0	4	8	0	0	.400	.313	1
2018	Omaha	.254	35	118	18	30	7	0	1	11	0	0	1	24	43	2	1	.385	.339	3
	KANSAS CITY	.229	102	362	36	83	19	4	11	34	0	1	1	24	109	2	3	.278	.395	7
2019	KANSAS CITY	.279	139	523	75	146	29	+10	26	84	0	5	3	55	148	2	2	.348	.522	9
	Northwest Arkansas@	.357	3	14	1	5	1	0	0	4	0	0	0	0	2	1	0	.357	.429	0
Minor League Totals		.261	527	1935	297	506	147	3	55	268	0	12	16	241	532	30	11	.346	.426	67
Major League Totals		.258	249	904	115	233	49	14	37	119	0	6	4	81	265	4	5	.320	.466	16

*-Led league; + - Tied for league lead; @ - Minor League Injury Rehab

CAREER TRANSACTIONS

- 2013 Selected by the Kansas City Royals in the first round (8th overall) of the First-Year Player Draft...signed by Mitch Thompson
- 2017 Placed on the 60-day Injured List (left oblique strain), April 2...reinstated June 1
- 2019 Placed on the 10-day Injured List (right side thorax tightness), June 3...reinstated June 21

HOME RUN INFORMATION

MULTI-HOMER GAMES (3)

Aug. 2, 2019 @ MIN (2)
Aug. 8, 2019 @ DET (2)
Aug. 11, 2019 @ DET (2)

GRAND SLAMS (1)

June 25, 2019 @ CLE (Hand)

WALK-OFF (1)

Aug. 24, 2018 vs. CLE (Allen)

SINGLE GAME BESTS

HITS

4 April 27, 2019 vs. LAA
May 26, 2019 vs. NYY

DOUBLES

2 (4x) Last: May 25, 2019 vs. NYY-1

TRIPLES

2 April 27, 2019 vs. LAA

RBI

4 April 27, 2019 vs. LAA
June 25, 2019 @ CLE

RUNS

3 Aug. 11, 2019 @ DET

HITTING STREAKS

9 July 13-21, 2019
April 14-May 1, 2019
8 Aug. 10-19, 2019

WALK-OFF RBI (2)

👑 Aug. 24, 2018 vs. Cleveland,
(solo homer off Allen; 9th)

👑 April 14, 2019 vs. Cleveland,
(single off Hand; 9th)

CAREER FIELDING

Position	Pct.	G	TC	PO	A	E	DP
First Base	.992	58	478	453	21	4	49
Third Base	.963	137	328	82	234	12	26
Outfield	1.000	29	58	57	1	0	0

ROYALS BIRTHDAYS

JANUARY

23 Humberto Arteaga (26)
24 Whit Merrifield (31)

FEBRUARY

2 Yunior Marte (25)
3 Terry Bradshaw (51)
4 Rusty Kuntz (65)
9 Arnaldo Hernandez (24)
10 Alex Gordon (36)
Tim Hill (30)
Jorge López (27)
15 Meibrys Viloria (23)
22 Kevin McCarthy (28)
Braden Shipley (28)
25 Jorge Soler (28)

MARCH

3 Kyle Isbel (23)
11 Carlos Hernandez (23)
13 Nicky Lopez (25)
17 Vance Wilson (47)

APRIL

4 Conner Greene (25)
9 Ryan McBroom (28)
10 Scott Blewett (24)
12 Gabe Speier (25)
22 Andres Machado (26)

MAY

10 Salvador Perez (30)
11 Glenn Sparkman (28)
16 Freddy Fermin (25)
Heath Fillmyer (26)
18 Randy Rosario (26)
22 Larry Carter (55)
26 Zach Lovvorn (26)
29 Trevor Rosenthal (30)
30 Brett Phillips (26)

JUNE

10 Stephen Woods (25)
13 Daniel Tillo (24)
16 Tyler Zuber (25)
26 Khalil Lee (22)
29 Emmanuel Rivera (24)

JULY

1 Mike Montgomery (31)
6 Ofreidy Gomez (25)
7 Richard Lovelady (25)
9 Jake Kalish (29)
15 Xavier Fernandez (25)
26 Ryan O'Hearn (27)
27 Nick Dini (27)
Foster Griffin (25)
Brad Keller (25)
Adalberto Mondesi (25)
30 Jesse Hahn (31)

AUGUST

3 Bubba Starling (28)
4 Brady Singer (24)
10 Chance Adams (26)
19 Kris Bubic (23)
22 Hunter Dozier (29)
26 Maikel Franco (28)
28 Kelvin Gutierrez (26)

SEPTEMBER

13 Kyle Zimmer (29)
16 Jakob Junis (28)
22 Mike Matheny (50)

OCTOBER

4 Jackson Kowar (24)
8 Jeison Guzman (22)
17 John Mabry (50)
26 Eric Skoglund (28)
28 Jacksson Flores (27)

NOVEMBER

9 Erick Mejia (26)
16 Cheslor Cuthbert (28)
Sebastian Rivero (22)
17 Daniel Lynch (24)
20 Greg Holland (35)
Jake Newberry (26)
21 Elier Hernandez (26)
24 Cal Eldred (53)
27 Nick Heath (27)
28 Pedro Grifol (50)
29 MJ Melendez (22)

DECEMBER

3 Matt Reynolds (30)
6 Cam Gallagher (28)
8 Gabriel Cancel (24)
14 Kevin Merrell (25)
18 Scott Barlow (28)
19 Ian Kennedy (36)
21 Danny Duffy (32)
Josh Staumont (27)

(includes all players/coaches in spring camp)

* age indicated is what player will turn on that date in 2020



DANNY DUFFY

#41 LEFT-HANDED PITCHER

BATS
LEFT

THROWS
LEFT

HEIGHT
6-3

WEIGHT
205

BORN: DEC. 21, 1989 | GOLETA, CALIF. | OD AGE: 31

DRAFTED: THIRD ROUND, 2007 | MLB SERVICE: 8 YEARS, 85 DAYS

2019 SEASON

- Posted a 7-6 with a 4.34 ERA (63 ER in 130.2 IP) in 23 starts...his inning and start totals were his fewest since 2013.
- Had two stints on the Injured List, March 28-April 26 (left shoulder impingement) and Aug. 6-31 (strained left hamstring).
- Allowed four home runs in the 130 times he faced a left-handed batter in 2019, after allowing just five homers in the 656 plate appearances vs. lefties from 2012-18.
- Left-handed batters hit .378 (14-for-37) vs. Duffy over his first eight starts, but he held them to a .197 average (15-for-76) over his last 14 starts from June 12 through season's end.
- Opponents hit .324 (12-for-37) with runners in scoring position over his first eight starts, but he held them to a .177 average (11-for-62) over his last 14 starts from June 12 through season's end, which ranked second in the American League during that time (min. 75 batters faced), trailing only Gerrit Cole (.101).
- Pitched to a 3.21 ERA (17 ER in 47.2 IP) and held opponents to a .233 average (42-for-180) in his eight daytime starts...it marked his best day game ERA since 2016 (1.85) and lowest opponents' average since 2014 (.212).
- Went 3-1 with a 3.12 ERA (12 ER in 34.2 IP) over his first six starts, including wins in three consecutive starts: May 7 at Houston, May 14 vs. Texas and May 19 at the Angels.
- Recorded a season-high 8.0 innings on June 22 vs. Minnesota, his longest outing since July 15, 2017 vs. Texas (8.1 IP), but did not factor into the decision of a 5-3 Royals loss...allowed three runs, all on solo homers.
- Went 0-4 over a nine-start stretch from May 26-July 12, despite recording five quality starts...he received a total of 15 runs of support in 43.0 innings over the last eight starts in that run from May 31-July 12 for a 3.14 run support average, which was the third lowest in the American League during that time.
- Had a season-high 11 strikeouts and allowed just one run over 6.0 innings in a no-decision on July 23 in Atlanta...it was the second-most strikeouts in his career, trailing only a franchise-record 16-strikeout performance on Aug. 1, 2016 at Tampa Bay...it was just the sixth double-digit strikeout effort in an Interleague game in Royals history, and the 11 strikeouts were the most by a Royal vs. a National League team since Zack Greinke had 12 on June 13, 2010 at Cincinnati.
- Returned from the 10-day IL on Sept. 1 and went 2-0 with a 2.37 ERA (8 ER in 30.1 IP) and .185 opponents' average (20-for-108) over his five September starts, earning Royals Pitcher of the Month honors...his ERA was his lowest in any calendar month since July 2014, and ranked sixth among qualified American League pitchers in September, while his opponents' average ranked fourth.
- Had a scoreless streak of 15.0 innings from the second inning on Sept. 13 through the third inning on Sept. 24, which was the second-longest run by a Royal in 2019, and was just 2.1 innings shy of his career-long scoreless streak in 2015.
- In nine starts vs. playoff teams, he went 2-1 with a 3.25 ERA (20 ER in 55.1 IP), but 11 of the 20 earned runs he allowed came in just 12.2 innings vs. Minnesota...he had a 1.90 ERA (9 ER in 42.2 IP) in seven starts vs. Atlanta, Houston, New York, Oakland and Tampa Bay.

HONORS AND AWARDS

- 2017 World Baseball Classic Gold Medalist (USA)
- 2016 Bruce Rice Royals Pitcher of the Year
- First MLB save: Sept. 20, 2015 at Detroit
- First MLB win: June 14, 2011 at Oakland
- 2010 Pan Am Qualifying Tournament participant (USA)
- 2009 XM All-Star Futures Game selection
- 2009 Carolina League midseason All-Star
- 2008 Burlington Pitcher of the Year
- 2007 Southern California First-Year Minor League Pitcher of the Year (PBSSC)

CAREER HIGHLIGHTS

- Enters the 2020 season, eighth in franchise history in strikeouts (926) and starts (181), tied for 12th in victories (60) and 13th in innings (1055.0)...his strikeout total ranks second in Royals history by a left-handed pitcher, trailing only Paul Splittorff (1,057).
- Signed a five-year extension on Jan. 16, 2017, which runs through the 2021 season.
- 2018: Named the Royals' Roberto Clemente Award nominee, which recognizes the player who best represents the game through extraordinary character, community involvement, philanthropy and positive contributions, both on and off the field.
- Suffered a career-high-tying 12 losses, matching his 2014 total, but made a career-high 28 starts.
- Held opponents to one earned run or fewer in 13 of 28 starts (46.4), trailing only Blake Snell (23) and Chris Sale (18) among left-handed pitchers in the American League.
- Recorded three starts in which he held opponents to two hits or fewer in at least 6.0 innings, trailing only Blake Snell (5), Chris Sale (4), Mike Minor (4) and J.A. Happ (4) among American League left handers.
- Named Royals Pitcher of the Month for July after leading the team in wins (3), starts (6), innings (37.1) and strikeouts (37)...three of his six starts were scoreless, and he allowed just one run over 7.0 innings in another...it was his fifth Royals Pitcher of the Month Award, fifth most since the honor was established in 1995.

- 👑 Placed on the 10-day Injured List from Aug. 13-23 with a left shoulder impingement...also suffered a season-ending injury (left shoulder impingement) on Sept. 4 in Cleveland.
- 👑 Went 4-0 with a 0.24 ERA (1 ER in 37.2 IP) during a six-start stretch in road games from June 9-July 31...he became the first American League pitcher in the Live Ball Era (since 1920) to allow no more than one run over a six-start road stretch within the same season...Duffy's stretch included a streak of 19.2 consecutive scoreless innings.
- 👑 **2017:** Won a Gold Medal with Team USA at the World Baseball Classic, going 2-0 with a 1.13 ERA (1 ER in 8.0 IP) in his two starts, both of which were pool-clinching wins...tossed 4.0 scoreless innings in an 8-0 triumph over Canada and allowed two runs over 4.0 innings in a 6-3 win over the defending champion Dominican Republic.
- 👑 Made 24 starts with the Royals, going 9-10 with a 3.81 ERA (62 ER in 146.1 IP), with 41 walks and 130 strikeouts...had two stints on the Injured List, missing time for a strained right oblique (May 30-July 3); and left elbow impingement (Aug. 26-Sept. 16).
- 👑 Held left-handed batters to a .167 average (17-for-102), which ranked eighth in the American League (min. 100 lefties faced)...lefties batted .091 (5-for-55) over his final 13 starts (July 4-Sept. 28), while he didn't issue a walk in his final 56 plate appearances vs. left-handed batters.
- 👑 Allowed just 13 home runs in 146.1 innings for a 0.80 HR/9 ratio, which ranked seventh in the Majors (min. 20 starts).
- 👑 Made his first career Opening Day start, recording eight strikeouts over 6.0 innings of one-run ball in a no-decision at Minnesota (9-1 KC loss)...his eight K's matched a club record on Opening Day, originally set by Wally Bunker in 1970.
- 👑 **2016:** Named the Bruce Rice Royals Pitcher of the Year, setting career highs in wins (12), starts (26), innings (179.2) and strikeouts (188), while leading KC starters in ERA (3.51).
- 👑 Went 12-3 overall (.800 winning percentage), matching Larry Gura (16-4 in 1978) for the best winning percentage in franchise history (min. 15 decisions).
- 👑 Set the Royals single-season record for strikeouts by a left-handed pitcher, surpassing Bill Butler's 156 in KC's inaugural season (1969).
- 👑 Won 10-straight decisions from June 11-Aug. 21, the longest winning streak by a Royal since Jeremy Guthrie won 10-straight decisions (Aug. 8, 2012-May 9, 2013) and one shy of the franchise record held by Rich Gale (June 17-Aug. 23, 1980) and Paul Splittorff (Aug. 13, 1977-April 22, 1978).
- 👑 Went 7-0 at home, joining Steve Farr (1986) and Larry Gura (1977) as the only Royals to go unbeaten at home with seven wins or more.
- 👑 Set a franchise record with 16 strikeouts on Aug. 1 at Tampa Bay, surpassing the previous record held by Zack Greinke (15 on Aug. 25, 2009 vs. Cleveland)...didn't allow a hit until the first batter of the eighth and finished with 8.0 scoreless innings...joined Randy Johnson as the only lefties since 1913 to record 16 strikeouts and allow one hit or fewer.
- 👑 Finished the season with a 9.21 K/9 ratio (188 K in 183.2 IP), the second-best rate in franchise history, trailing only Zack Greinke (9.50) in his 2009 Cy Young Award-winning season.
- 👑 Held left-handed batters to a .183 average (20-for-109), good for fourth in the American League (min. 100 left-handers faced)...allowed only three extra-base hits to lefties, including a homer to Texas' Rougned Odor on July 22, which snapped a streak of 361 regular season at-bats without allowing a home run to a lefty, dating back to Aug. 27, 2011 (Jim Thome).
- 👑 **2015:** Spent a majority of the year in the Royals' rotation, but was moved to the bullpen for the last two weeks of the regular season...posted a 7-8 record with a 4.08 ERA over 30 appearances (24 starts).
- 👑 Missed 24 games with a left biceps tendonitis (May 25-June 24).
- 👑 Held left-handed batters to a .239 average (26-for-109) with six extra-base hits (.303 SLG)...lefties batted just .140 against him (7-for-50) over his final 17 appearances (July 25 to end of the year).
- 👑 Recorded his first Major League save on Sept. 20 in Detroit, pitching the final 4.0 innings of a 10-3 win...it marked the first 4.0-inning save by a Royals pitcher since Kris Wilson on May 31, 2001.
- 👑 **2014:** Went 9-12, but ranked fifth in the AL in ERA (2.53), fifth in opponents' batting average (.209) and ninth in WHIP (1.11) among pitchers with at least 140.0 innings.
- 👑 His .209 opponents' average was the lowest by a Royals left-handed pitcher and third-lowest in club history overall (min. 140.0 IP).
- 👑 **2013:** Made five starts for the Royals between August and September, posting a 1.85 ERA (5 ER in 24.1 IP), second best in the AL (min. five starts).
- 👑 Did not lose a decision after June 5, which included 18 outings with Northwest Arkansas (AA), Omaha (AAA) and Kansas City.
- 👑 **2012:** Made six starts before injuring his left elbow on May 13 at U.S. Cellular Field...underwent ulnar collateral ligament replacement surgery (Tommy John) on June 13 and missed the remainder of the season.
- 👑 **2011:** Started the season at Omaha and had his contract selected on May 18...made his Major League debut that night vs. Texas, taking a no decision.
- 👑 Struck out nine in 3.2 IP vs. St. Louis on June 19, becoming the third pitcher since 1946 to fan nine or more in less than 4.0 innings (it's been done three times since).
- 👑 **2010:** Took a leave from baseball on March 23...returned to baseball activities on June 2 and made his first appearance of the season on June 28...pitched at four levels in the system, ultimately helping Northwest Arkansas win the Texas League title.
- 👑 One of a record six Royals farmhands to represent Team USA at the 2010 Pan American Games Qualifying Tournament...went 1-1 with a 2.89 ERA in two starts (9.1 IP, 11 H, 3 ER, 2 BB, 5 SO) as Team USA finished tied for third and qualified for the 2011 Pan Am Games as well as the 2011 World Cup.
- 👑 **2009:** Tossed 0.2 scoreless innings with a hit and a walk in the 11th annual SiriusXM Futures All-Star Game in St. Louis on July 12.

POSTSEASON NOTES

- 👑 **2015:** Made six relief appearances, going 1-0 with a 6.00 ERA (4 ER in 6.0 IP), nine strikeouts and no walks.
- 👑 Picked up his second career postseason win in Game 2 of the ALCS vs. Toronto, pitching a flawless seventh in front of a five-run rally in the bottom of the inning.
- 👑 Appeared in three World Series games and allowed just one run—a solo shot to Michael Conforto in Game 4 at Citi Field.
- 👑 **2014:** Made three postseason appearances, earning his first victory in Game 1 of the ALDS at Angel Stadium, tossing a scoreless 10th inning.
- 👑 Also made a pair of relief appearances in the World Series, allowing two earned runs in 3.2 innings.

MISC NOTES

- Full name is **Daniel Richard Duffy**...resides in Lompoc, Calif., with his wife, Sara and dog, Sadie...in 2019, he and Sadie were featured on a bobblehead, which was given away at the stadium to the first 20,000 fans.
- Participated in seven Royals FanFests (2011, 2013, 2016-20) and the 2012 and 2013 Royals Caravan...also was involved in calendar shoots for Braden's Hope for childhood cancer research, the annual Gloves for Kids fundraiser and the Royals Charities Celebrity Golf Tournament...co-hosted a Challenge Your Fashion fundraiser with Luke and Ashley Hochevar in 2014.
- Has made donations to Noah's Bandage Project each of the last four seasons, which included \$110,000 in 2019...the foundation is named after Noah Wilson, who lost his battle with bone cancer in 2015.
- Graduated from Cabrillo High in Lompoc, Calif., in 2007...went 5-3 with a 0.60 ERA and 127 strikeouts in 58.2 innings as a senior...turned down a scholarship offer from Cal Poly, San Luis Obispo to sign with the Royals.

CAREER PITCHING

YEAR	CLUB	W-L	ERA	G	GS	CG	SHO	SV	IP	H	R	ER	HR	HB	BB	SO	WP	BK	AVG
2007	Surprise	2-3	1.45	11	9	0	0	0	37.1	24	14	6	0	3	17	63	5	0	.178
2008	Burlington	8-4	2.20	17	17	0	0	0	81.2	56	26	20	4	4	25	102	10	0	.193
2009	Wilmington	9-3	2.98	24	24	1	0	0	126.2	108	49	42	6	1	41	125	8	1	.230
2010	Surprise	0-0	3.38	2	2	0	0	0	2.2	2	1	1	0	0	1	4	0	1	.222
	Idaho Falls	0-1	1.50	2	2	0	0	0	6.0	4	1	1	0	1	0	6	1	0	.182
	Wilmington	0-0	2.57	3	3	0	0	0	14.0	8	6	4	2	1	7	18	1	0	.170
	Northwest Arkansas	5-2	2.95	7	7	1	1	0	39.2	38	17	13	3	0	9	41	4	0	.255
2011	Omaha	3-1	3.43	8	8	0	0	0	42.0	37	17	16	5	3	10	48	1	0	.237
	KANSAS CITY	4-8	5.64	20	20	0	0	0	105.1	119	66	66	15	5	51	87	4	1	.287
2012	KANSAS CITY	2-2	3.90	6	6	0	0	0	27.2	26	13	12	2	0	18	28	0	1	.252
2013	Northwest Arkansas@	0-2	3.94	4	4	0	0	0	16.0	16	7	7	3	3	5	28	1	1	.267
	Omaha@	3-0	4.08	12	10	0	0	0	53.0	50	26	24	4	2	25	59	2	0	.249
	KANSAS CITY	2-0	1.85	5	5	0	0	0	24.1	19	5	5	0	1	14	22	2	0	.213
2014	Omaha	1-0	3.00	1	1	0	0	0	6.0	5	2	2	1	0	1	4	1	0	.209
	KANSAS CITY	9-12	2.53	31	25	0	0	0	149.1	113	52	42	12	5	53	113	5	0	.238
2015	KANSAS CITY	7-8	4.08	30	24	0	0	1	136.2	137	64	62	15	9	53	102	11	0	.264
2015	Omaha@	0-0	2.25	3	3	0	0	0	8.0	5	3	2	1	1	1	10	0	0	.172
2016	KANSAS CITY	12-3	3.51	42	26	1	0	0	179.2	163	71	70	27	7	42	188	4	0	.241
2017	KANSAS CITY	9-10	3.81	24	24	0	0	0	146.1	143	67	62	13	4	41	130	2	2	.257
	Omaha@	0-1	3.68	2	2	0	0	0	7.1	6	3	3	1	0	1	8	0	0	.214
2018	KANSAS CITY	8-12	4.88	28	28	0	0	0	155.0	161	86	84	23	4	70	141	14	0	.264
2019	Northwest Arkansas@	1-0	0.87	2	2	0	0	0	10.1	8	2	1	1	1	0	11	0	0	.216
	KANSAS CITY	7-6	4.34	23	23	0	0	0	130.2	125	69	63	21	8	46	115	4	0	.251
Minor League Totals		32-17	2.84	98	94	2	1	0	450.2	367	174	142	31	20	143	527	34	3	.222
Major League Totals		60-61	3.98	209	181	1	0	1	1055.0	1006	493	466	128	43	388	926	46	4	.251

@ - Minor League Injury Rehab

CAREER TRANSACTIONS

- 2007 Selected by the Kansas City Royals in the third round of the First-Year Player Draft...signed by Rick Schroeder
- 2012 Placed on 15-day Injured List (Tommy John surgery), May 14...transferred to 60-day IL, June 14...reinstated Nov. 2
- 2013 Placed on 15-day Injured List (recovery from Tommy John surgery), March 31...transferred to 60-day IL, June 4...reinstated June 24
- Placed on 15-day Injured List (sore left forearm), Sept. 17...reinstated Sept. 30
- 2015 Placed on 15-day Injured List (left biceps tendinitis), retro to May 17...reinstated June 23
- 2017 Signed by the Kansas City Royals to a five-year contract, Jan. 16
- Placed on 10-day Injured List (strained right oblique), May 30...reinstated July 4
- 2018 Placed on 10-day Injured List (left shoulder impingement), Aug. 13...reinstated Aug. 23
- 2019 Placed on 10-day Injured List (left shoulder impingement), March 28...reinstated April 26
- Placed on 10-day Injured List (strained left hamstring), Aug. 6...reinstated Sept. 1

CAREER BATTING/FIELDING

	Avg.	AB	H	HR	RBI	Position	Pct.	G	TC	PO	A	E	DP
MLB Totals	.136	22	3	0	1	Pitcher	.915	209	141	20	109	12	5

POSTSEASON PITCHING

YEAR	SERIES	Opponent	W-L	ERA	G	GS	CG	SHO	SV	IP	H	R	ER	HR	HB	BB	SO
2014	ALDS	LAA	1-0	0.00	1	0	0	0	0	1.0	1	0	0	0	0	0	1
	WS	SF	0-0	4.91	2	0	0	0	0	3.2	2	2	2	0	0	4	4
2015	ALDS	HOU	0-0	13.50	1	0	0	0	0	0.2	1	1	1	1	1	0	0
	ALCS	TOR	1-0	6.00	2	0	0	0	0	3.0	4	2	2	0	0	0	6
	WS	NYM	0-0	3.86	3	0	0	0	0	2.1	2	1	1	1	1	0	3
Division Series Totals			1-0	5.40	2	0	0	0	0	1.2	2	1	1	1	1	0	1
World Series Totals			0-0	4.50	5	0	0	0	0	6.0	4	3	3	1	0	4	7
Postseason Totals			2-0	5.06	9	0	0	0	0	10.2	10	6	6	2	2	0	14

WORLD BASEBALL CLASSIC

YEAR	CLUB	W-L	ERA	G	GS	CG	SHO	SV	IP	H	R	ER	HR	HB	BB	SO	AVG
2017	United States	2-0	1.13	2	2	0	0	0	8.0	8	2	1	0	0	1	8	.250

SINGLE GAME BESTS
STRIKEOUTS (STARTER)

16** Aug. 1, 2016 @ TB
 11 July 23, 2019 @ ATL
 10 (3x) Last: May 18, 2017 vs. NYY

STRIKEOUTS (RELIEVER)

6 Sept. 20, 2015 @ DET
 4 April 16, 2014 @ HOU

INNINGS PITCHED (STARTER)

9.0 Aug. 11, 2016 vs. CWS
 8.2 July 2, 2016 @ PHI
 8.1 July 15, 2017 vs. TEX

INNINGS PITCHED (RELIEVER)

4.0 Sept. 20, 2015 @ DET

WINNING STREAK

10 June 11-Aug. 21, 2016
 4 May 3, 2012-April 22, 2014

COMPLETE GAMES

Aug. 11, 2016 vs. Chicago White Sox

** Franchise record

ROYALS ALL-TIME OPENING DAY STARTING PITCHERS

Year	Pitcher	Opponent	Pitching Result	Year	Pitcher	Opponent	Pitching Result
1969	Wally Bunker	vs. Minnesota	ND, 4-3*	1997	Kevin Appier	at Baltimore	ND, 2-4
1970	Wally Bunker	vs. Oakland	L, 0-1	1998	Tim Belcher	at Baltimore	W, 4-1
1971	Dick Drago	at California	W, 4-1	1999	Kevin Appier	vs. Boston	L, 3-5
1972	Dick Drago	vs. Chicago (AL)	ND, 2-1*	2000	Jeff Suppan	at Toronto	ND, 4-5
1973	Steve Busby	at California	L, 2-3	2001	Jeff Suppan	at New York (AL)	L, 3-7
1974	Paul Splittorff	vs. Minnesota	ND, 4-6*	2002	Jeff Suppan	vs. Minnesota	ND, 6-8
1975	Steve Busby	at California	ND, 2-3	2003	Runelvys Hernandez	vs. Chicago (AL)	W, 3-0
1976	Paul Splittorff	at Chicago (AL)	L, 0-4	2004	Brian Anderson	vs. Chicago (AL)	ND, 9-7
1977	Paul Splittorff	at Detroit	W, 7-4	2005	Jose Lima	at Detroit	L, 2-11
1978	Dennis Leonard	at Cleveland	L, 5-8	2006	Scott Elarton	vs. Detroit	L, 1-3
1979	Dennis Leonard	vs. Toronto	W, 11-2	2007	Gil Meche	vs. Boston	W, 7-1
1980	Dennis Leonard	vs. Detroit	L, 1-5	2008	Gil Meche	at Detroit	ND, 5-4*
1981	Larry Gura	at Baltimore	L, 3-5	2009	Gil Meche	at Chicago (AL)	ND, 2-4
1982	Dennis Leonard	at Baltimore	L, 5-13	2010	Zack Greinke	vs. Detroit	ND, 4-8
1983	Larry Gura	at Baltimore	W, 7-2	2011	Luke Hochevar	vs. Los Angeles (AL)	L, 2-4
1984	Bud Black	vs. New York (AL)	W, 4-2	2012	Bruce Chen	at Los Angeles (AL)	ND, 0-5
1985	Bud Black	vs. Toronto	W, 2-1	2013	James Shields	at Chicago (AL)	L, 0-1
1986	Bud Black	at New York (AL)	L, 2-4	2014	James Shields	at Detroit	ND, 0-1
1987	Danny Jackson	vs. Chicago (AL)	L, 4-5	2015	Yordano Ventura	vs. Chicago (AL)	W, 10-1
1988	Bret Saberhagen	vs. Toronto	L, 3-5	2016	Edinson Volquez	vs. New York (NL)	W, 4-3
1989	Mark Gubicza	vs. Toronto	L, 3-4	2017	Danny Duffy	at Minnesota	ND, 1-7
1990	Bret Saberhagen	vs. Baltimore	ND, 6-7*	2018	Danny Duffy	vs. Chicago (AL)	L, 7-14
1991	Bret Saberhagen	vs. Cleveland	W, 4-2	2019	Brad Keller	vs. Chicago (AL)	W, 5-3
1992	Kevin Appier	at Oakland	ND, 3-5				
1993	Kevin Appier	vs. Boston	L, 1-3				
1994	Kevin Appier	at Baltimore	L, 3-6				
1995	Kevin Appier	vs. Baltimore	W, 5-1				
1996	Kevin Appier	at Baltimore	L, 2-4				

* - Extra innings

ROYALS 20-GAME WINNERS

Wins	Pitcher	Age	Year	Date Reached 20	No. Starts to Reach 20	Final Record
23#	Bret Saberhagen	25	1989	Sept. 17	32	23-6
22	Steve Busby	25	1974	Sept. 17	36	22-14
21	Dennis Leonard	27	1978	Sept. 25	39	21-17
20	Paul Splittorff	26	1973	Sept. 26	38	20-11
20+	Dennis Leonard	26	1977	Oct. 2	37	20-12
20	Dennis Leonard	29	1980	Oct. 4	38	20-11
20*	Bret Saberhagen	21	1985	Sept. 30	31	20-6
20	Mark Gubicza	26	1988	Sept. 26	34	20-8

- won Cy Young and led league in wins

+ - led league in wins

* - won Cy Young



MAIKEL FRANCO

#6 INFIELDER

BATS
RIGHT

THROWS
RIGHT

HEIGHT
6-1

WEIGHT
225

BORN: AUG. 26, 1992 | AZUA, D.R. | OD AGE: 27

SIGNED: MAJOR LEAGUE FREE AGENT, DEC. 27, 2019 | MLB SERVICE: 4 YEARS, 157 DAYS

2019 SEASON

- Spent a majority of the season with Philadelphia, batting .234 (91-for-389) with 17 doubles, 17 homers and 56 RBI...ranked second in the Majors, receiving 19 intentional walks, trailing only the Dodgers' Cody Bellinger (21).
- Made 100 starts with the Phillies, including 99 at third base and one at first base.
- Made his fourth-straight Opening Day roster and had three stints in the Majors (Opening Day to Aug. 3; Aug. 23-25 and Sept. 5 to end of season).
- Slugged his first career Opening Day home run on March 28 vs. Atlanta, blasting a three-run shot off Shane Bieber in the sixth inning...also homered in the second game of the year, becoming the first Phillie to go deep in each of the first two games of the season since Ryan Howard in 2010.
- Drew three intentional walks and hit a solo home run on April 2 at Washington, becoming the first Major League

player to do that since Paul Goldschmidt on May 31, 2015 at Milwaukee.

- Walked in his first six games of the year, extending his streak to a career-best seven-straight contests with a walk, dating back to Sept. 23, 2018.
- Through his first 30 games (Opening Day-May 1), he slashed .262/.344/.514 with six doubles, seven homers and 25 RBI...also drew 14 walks compared to 12 strikeouts.
- Did not strike out in a season-best 38 consecutive plate appearances (March 31-April 10).
- Hit his second career walk-off home run on July 14 vs. Washington (Matt Grace) in a 4-3 triumph...roundtripper was the 100th of his career.
- Played in 12 games with Lehigh Valley (AAA), batting .175 (7-for-40) with two doubles, a triple, two homers and six RBI.

HONORS AND AWARDS

- First MLB home run:** May 17, 2015 vs. Arizona, solo shot off Randall Delgado
- MLB Rookie of the Month** (June, 2015)
- First MLB hit:** Sept. 5, 2014 at Washington, single off Stephen Strasburg

- Two-time MiLB.com Organization All-Star (2013, 2014)
- Two-time SiriusXM All-Star Futures Game selection (2013, 2014)
- 2013 MiLB.com Staff Choice - Breakout Prospect
- 2013 Florida State League midseason All-Star

CAREER HIGHLIGHTS

- Signed by the Royals as a Major League free agent on Dec. 27...will remain under team control through the 2021 season.
- 2018:** Played in 131 games with the Phillies, batting .270 (117-for-433) with 17 doubles, a triple, 22 homers and 68 RBI...was the only Major League player with 20+ home runs and 62 or fewer strikeouts.
- Posted his third-straight 20+ home run season, becoming the first Phillies' third baseman to do this since Scott Rolen (1997-2001).
- Collected 10 RBI over a two-game span (April 5 & 7) vs. Miami...his six RBI on April 7 (which included a first-inning grand slam) established a career-high...marked the second time in his career he's recorded 4+ RBI in consecutive games (also: June 22-23, 2015 at the Yankees).
- Matched a career high with four hits on June 23 at Washington (3 singles, 1 double), his seventh career four-hit game.
- During the month of July, slashed .330/.378/.593 (30-for-91) with seven homers and 15 RBI...marked his second-highest average (min. 50 PA) and home run total for a single month, behind June 2015, when he hit .352 and slugged eight homers.
- Slugged his first career walk-off home run on Aug. 2 vs. Miami, a three-run shot off Kyle Barraclough, in a 5-2 triumph.
- In his last 68 games of the season (June 23-end of the season), he slashed .298/.342/.520 (67-for-225) with 11 doubles, 13 homers and 32 RBI.
- 2017:** Established career highs in games (154), doubles (29),

extra-base hits (53), walks (41) and go-ahead RBI (24)...led the club in home runs and RBI, while he also had a team-high 12 roundtrippers that either tied the score or gave the Phillies the lead.

- Hit a pair of grand slams in his first 19 games: April 12 vs. the Mets (Hansel Robles) and April 26 vs. Miami (Wei-Yin Chen)...became the first player in franchise history to have multiple grand slams before the end of April.
- Homered in back-to-back games (April 11-12 vs. the Mets), marking the eighth time in his career he's done that.
- Matched his career high with four hits in a game twice, June 13 at Boston and July 14 at Milwaukee.
- 2016:** Led the team in RBI (88) and slugging percentage (.429), and tied for the team lead in homers (25) and extra-base hits (49)...started a career-high 147 games at third base, the most by a Phillie since Pedro Feliz (150) in 2009.
- Tied for ninth in the National League with 13 game-winning RBI, matching Matt Kemp, Giancarlo Stanton, Joey Votto and Christian Yelich.
- Homered in a career-best four-straight games (July 3-6), becoming the first Phillie to do so since Ryan Howard (Sept. 19-22, 2012).
- 2015:** Played in 80 games with the Phillies, ranking second among qualifying NL rookies in slugging percentage (.497), fifth in batting average (.280), seventh in doubles (22), tied for seventh in homers (14), eighth in RBI (50) and on-base percentage (.343).

- Opened the season with Lehigh Valley (AAA), but was recalled on May 15 and spent the rest of the season with the Phillies...at the time of his promotion, was leading the International League in hits, RBI, doubles, extra-base hits (17) and total bases (76).
- Named National League Rookie of the Month for June, batting .352 (38-for-108) with eight doubles, eight homers and 24 RBI...led all NL players in hits during the month.
- Became the first rookie with a game-tying or go-ahead homer in the eighth inning or later in consecutive games (June 2-3 vs. Cincinnati) since Minnesota's Bobby Kielty in 2002.
- Recorded a career-best 11-game hitting streak (June 2-13), batting .432 (19-for-44) with six doubles, four homers and eight RBI.
- Became the first Phillie to post consecutive five-RBI contests since 1920 when it became an official stat, June 22-23 at Yankee Stadium...he was the third rookie in Major League history with at least five RBI in back-to-back games, joining Robinson Canó (2005) and Brian Daubach (1999), according to *Elias Sports Bureau*.
- Placed on the 15-day Injured List on Aug. 18 (broken left wrist) and missed the remainder of the season...suffered the injury on Aug. 11 at Arizona, after being hit by a pitch.
- 2014:** Had his contract selected on Sept. 2 and made his Major League debut that night at Atlanta, recording his first RBI with a sac fly...collected his first hit on Sept. 5 at Washington, singling off Stephen Strasburg.
- Named the Lehigh Valley Player of the Year by the organization...finished third in the International League in RBI (78), tied for fourth in games (133), fifth in total bases (223), tied for sixth in doubles (33) and tied for 10th in hits (134).

- Selected to the SiriusXM All-Star Futures Game at Target Field...at 21 years, 321 days, he was the youngest position player selected to the game.
- Recorded the second cycle in Lehigh Valley history on Aug. 24 vs. Syracuse...the only other player to do this for the IronPigs was Michael Taylor in 2009.
- Following the season, named the No. 3 prospect in the Phillies organization by *Baseball America*.
- 2013:** Received the Paul Owens Award, recognized as the best player in the Phillies' minor league system...split the season between Clearwater (A+) and Reading (AA).
- Led all minor league players in total bases (308), while finishing tied for second in extra-base hits (70), fourth in hits (173), tied for seventh in home runs (31) and tied for eighth in RBI (103).
- Selected to the Florida State League All-Star Game and the SiriusXM All-Star Futures Game at Citi Field.
- Following the season, tabbed as the top prospect in the Phillies' minor league system by *Baseball America*.
- 2012:** Spent the year with Lakewood (A), ranking tied for fourth in the South Atlantic League in RBI (84), fifth in hits (141) and sixth in total bases (221).
- Following the season, tabbed the eighth-best prospect in the Phillies' minor league system by *Baseball America*.
- 2011:** Named the 10th-best prospect in the Phillies' system by *Baseball America* following the season...spent a majority of the year at Williamsport (A), but was promoted to Lakewood on Aug. 2.

MISC NOTES

- Full name is **Maikel Antonio Franco** (pronounced: Michael Fraun-CO)...resides in Ansonia, Azua, Dominican Republic during the offseason.
- Attended Liceo Azua de Compostela, where he played both baseball and basketball.
- Participated in Royals FanFest in 2020.

CAREER BATTING

YEAR	CLUB	AVG	G	AB	R	H	2B	3B	HR	RBI	SAC	SF	HP	BB	SO	SB	CS	OBP	SLG	E
2010	Gulf Coast Phillies	.222	51	194	23	43	11	2	2	29	1	2	4	16	46	0	0	.292	.330	10
2011	Williamsport	.287	54	202	19	58	17	1	2	38	0	1	1	25	30	0	0	.367	.411	5
	Lakewood	.123	17	65	6	8	2	0	1	6	0	0	1	1	15	0	0	.149	.200	0
2012	Lakewood	.280	132	503	70	141	32	3	14	84	0	6	7	38	80	3	1	.336	.439	16
2013	Clearwater	.299	65	264	42	79	23	1	16	52	0	3	2	20	39	0	0	.349	.576	5
	Reading	.339	69	277	47	94	13	2	15	51	0	3	2	10	31	1	2	.363	.563	9
2014	Lehigh Valley	.257	133	521	64	134	33	4	16	78	0	3	2	30	81	3	1	.299	.428	10
	PHILADELPHIA	.179	16	56	5	10	2	0	0	5	0	1	0	1	13	0	0	.190	.214	0
2015	Lehigh Valley	.355	33	141	15	50	12	1	4	24	0	2	0	8	25	2	0	.384	.539	2
	PHILADELPHIA	.280	80	304	45	85	22	1	14	50	0	1	4	26	52	1	0	.343	.497	10
2016	PHILADELPHIA	.255	152	581	67	148	23	1	25	88	0	4	5	40	106	1	1	.306	.427	13
2017	PHILADELPHIA	.230	154	575	66	132	29	1	24	76	0	5	2	41	95	0	0	.281	.409	15
2018	PHILADELPHIA	.270	131	433	48	117	17	1	22	68	0	3	0	29	62	1	0	.314	.467	15
2019	PHILADELPHIA	.234	123	389	48	91	17	0	17	56	0	3	0	36	61	0	0	.297	.409	8
	Lehigh Valley	.175	12	40	5	7	2	1	2	6	0	0	0	1	5	7	0	.283	.425	2
Minor League Totals		.278	566	2207	291	614	145	15	72	368	1	20	20	153	354	9	4	.328	.455	60
Major League Totals		.249	656	2338	279	583	110	4	102	343	0	17	11	173	389	3	1	.302	.431	62

*-Led league; + - Tied for league lead; @-Minor League Injury Rehab

CAREER TRANSACTIONS

- 2010 Signed by the Philadelphia Phillies as an International free agent, Jan. 13, 2010
- 2015 Placed on the 15-day Injured List (broken left wrist), Aug. 18...reinstated Sept. 30
- 2019 Signed by the Kansas City Royals as a Major League free agent, Dec. 27

HOME RUN INFORMATION

MULTI-HOMER GAMES (4)

June 22, 2015 @ NYY (2)
 April 22, 2016 @ MIL (2)
 July 23, 2018 vs. LAD (2)
 July 26, 2018 @ CIN (2)

GRAND SLAMS (4)

Aug. 4, 2015 vs. LAD (Peralta)
 April 12, 2017 vs. NYM (Robles)
 April 26, 2017 vs. MIA (Chen)
 Apr.; 7, 2018 vs. MIA (Peters)

WALK-OFF (2)

Aug. 2, 2018 vs. MIA (Barracrough)
 July 14, 2019 vs. WAS (Grace)

PINCH HIT (1)

June 4, 2019 @ SD (Perdomo)

SINGLE GAME BESTS

HITS

4 (7x) Last: June 23, 2018 @ WAS

DOUBLES

3 July 1, 2015 vs. MIL
 Sept. 3, 2016 vs. ATL

RUNS

3 (4x) Last: April 7, 2018 vs. MIA

RBI

6 April 7, 2018 vs. MIA
 5 June 22, 2013 @ NYY
 June 23, 2013 @ NYY
 4 (10x) Last: July 10, 2018 @ NYM

HITTING STREAKS

11 June 2-13, 2015
 10 July 1-10, 2016

WALK-OFF RBI (4)

👑 Aug. 3, 2016 vs. San Francisco,
 (line out off Peavy; 12th)

👑 April 22, 2017 vs. Atlanta,
 (single off J. Johnson; 10th)

👑 Aug. 2, 2018 vs. Miami,
 (3-run homer off Barracrough; 9th)

👑 July 14, 2019 vs. Washington,
 (solo homer off Grace; 9th)

CAREER FIELDING

Position	Pct.	G	TC	PO	A	E	DP
First Base	1.000	11	52	48	4	0	6
Third Base	.957	606	1441	403	976	62	83

ROYALS ROAD TRIP MILEAGE

Date	From	To	Mileage
Road Trip #1			953
March 24	Milwaukee	Chicago	92
March 29	Chicago	Detroit	229
April 1	Detroit	Kansas City	632
Road Trip #2			1,672
April 8	Kansas City	Toronto	836
April 12	Toronto	Kansas City	836
Road Trip #3			3,214
April 19	Kansas City	Chicago	404
April 22	Chicago	St. Petersburg	1,000
April 26	St. Petersburg	Baltimore	852
April 30	Baltimore	Kansas City	958
Road Trip #4			2,076
May 7	Kansas City	Minneapolis	404
May 10	Minneapolis	Houston	1,040
May 13	Houston	Kansas City	632
Road Trip #5			2,500
May 24	Kansas City	Boston	1,250
May 28	Boston	Cleveland	560
May 31	Cleveland	Kansas City	690
Road Trip #6			2,200
June 7	Kansas City	New York	1,100
June 11	New York	Kansas City	1,100
Road Trip #7			3,670
June 14	Kansas City	Dallas-Ft. Worth	451
June 17	Dallas-Ft. Worth	Seattle	1,660
June 21	Seattle	Denver	1,020
June 24	Denver	Kansas City	539

Date	From	To	Mileage
Road Trip #8			2,454
July 2	Kansas City	Detroit	632
July 5	Detroit	Minneapolis	512
July 8	Minneapolis	Cleveland	620
July 12	Cleveland	Kansas City	690
Road Trip #9			1,440
July 27	Kansas City	Cleveland	690
July 29	Cleveland	Detroit	118
August 2	Detroit	Kansas City	632
Road Trip #10			2,714
August 13	Kansas City	Minneapolis	404
August 16	Minneapolis	Phoenix	1,270
August 18	Phoenix	Kansas City	1,040
Road Trip #11			3,200
August 27	Kansas City	Oakland	1,490
Sept. 2	Oakland	Anaheim	370
Sept. 6	Anaheim	Kansas City	1,340
Road Trip #12			884
Sept. 14	Kansas City	St. Louis	229
Sept. 16	St. Louis	Chicago	251
Sept. 20	Chicago	Kansas City	404

Total Miles **26,977**

(Estimates from WebFlyer.com)

Italics = trip via charter bus



CAM GALLAGHER

#36 CATCHER

BATS
RIGHTTHROWS
RIGHTHEIGHT
6-3WEIGHT
230

BORN: DEC. 6, 1992 | LANCASTER, PA. | OD AGE: 27

DRAFTED: SECOND ROUND, 2011 | MLB SERVICE: 1 YEAR, 106 DAYS

2019 SEASON

- Made the Opening Day roster for the second straight season and played in a career-high 45 games, including 36 starts behind the plate.
- Placed on the 10-day Injured List on Aug. 8 with a strained left oblique...reinstated when rosters expanded on Sept. 1, but did not play.
- Hit just .100 (4-for-40) in his first 14 games through May 16, but hit .302 (26-for-86) in 31 games the rest of the season.
- Homered in back-to-back games on July 31 vs. Toronto and Aug. 2 at Minnesota, both coming within a span of five plate appearances...he homered three times in his previous 228 career plate appearances in the Majors.
- Seven of his last 12 hits went for extra bases from July 14-Aug. 4, including five doubles and two home runs.
- Doubled and scored twice and caught all 9.0 innings of Glenn Sparkman's shutout on July 16 vs. Chicago, which was the first shutout by a Royal since June 2, 2017 vs. Cleveland (Jason Vargas).
- Had three RBI bunt hits: April 14 vs. Cleveland, April 24 at Tampa Bay and July 18 vs. Chicago...his three RBI bunt hits were more than any Royals catcher in an entire career, and he's the first catcher to record three RBI bunt hits in a single season since San Diego's Brad Ausmus in 1995.

HONORS AND AWARDS

- First MLB home run: Aug. 14, 2017 at Oakland, grand slam off Jharel Cotton
- First MLB hit: Aug. 6, 2017 vs. Seattle-1, single off Cody Martin
- 2016 Frank White Award (organization's top defensive player)
- 2014 Carolina League midseason All-Star

CAREER HIGHLIGHTS

- 2018:** Made the Opening Day roster for the first time in his career and played 22 big league games, batting .206 with three doubles, a homer and seven RBI...appeared in eight of the Royals' first 20 games prior to Salvador Perez's return from the Injured List.
- Recalled on Aug. 31 and hit his only home run of the season that night...reached base three times, which included a pair of hits in a 9-2 triumph over the Orioles.
- Made 12 starts behind the plate following his Aug. 31 recall, and allowed just one stolen base in 98.2 innings, after allowing four steals in 53.2 innings in his first stint with Kansas City.
- Batted .265/.334/.358 (71-for-268) with a career-high 42 doubles in 77 games with Omaha (AAA).
- Threw out 20 of 65 would-be base stealers (30.8%), the third-most runners caught stealing and the fifth-best rate among qualifying catchers in the Pacific Coast League.
- 2017:** Made his big league debut on Aug. 6 vs. Seattle, catching the ninth inning in the first game of a doubleheader...appeared in 13 games with the Royals, making six starts behind the plate...collected his first hit in the second game of the twinbill with a single in the eighth.
- Went 5-for-13 (.385) with five RBI in five games (four starts) during Salvador Perez's IL stint (Aug. 6-21).
- Clubbed his first career home run on Aug. 14 at Oakland, a grand slam off Jharel Cotton...his homer came in the Sonic Slam sixth inning, winning Tim Brown of Shawnee, Kan. \$25,000...it marked the eighth Royals' Sonic Slam since the promotion began in 1995 and first since Lorenzo Cain did it on July 4, 2013 vs. Cleveland.
- Became the first Royal to hit a grand slam within his first four career games...also the second to have his first home run be a grand slam, joining fellow catcher Paul Phillips, who did it in 2005.
- Spent most of the season at Omaha (AAA), batting .292 (76-for-260) with five homers and 37 RBI in 73 games.
- 2016:** Played the entire year at Northwest Arkansas (AA), making 79 starts behind the plate...led Texas League catchers in total chances (713), putouts (648), assists (62), double plays (9) and caught stealing percentage (.476), throwing out 30 of 63 would-be basestealers.
- 2015:** Spent the entire year at Wilmington (A)...ranked second among Carolina League catchers with a .323 on-base percentage and was fifth with 15 doubles.
- 2014:** Named a Carolina League All-Star, going 1-for-2 with a single in the Carolina vs. California League All-Star Game.
- Threw out 40 percent (50-for-125) of would-be basestealers for the season, catching a career-high 741.0 innings.

MISC NOTES

- Full name is **Cameron Joseph Gallagher**...resides in Lancaster, Pa., during the offseason.
- Graduated from Manheim Township (Pa.) in 2011...batted .434 with four homers, 19 RBI, 29 runs scored and 10 stolen bases as a senior...participated in the Aflac All-America Baseball Classic following his junior season.
- Father, Glenn, pitched in the Toronto Blue Jays' organization after being selected in the third round of the 1981 First-Year Player Draft.
- Older brother, Austin, was a third-round pick of the Los Angeles Dodgers in 2007.

CAREER BATTING

YEAR	CLUB	AVG	G	AB	R	H	2B	3B	HR	RBI	SAC	SF	HP	BB	SO	SB	CS	OBP	SLG	E
2011	Surprise	.141	20	78	6	11	0	0	1	7	0	1	0	7	15	0	0	.209	.179	1
	Idaho Falls	.200	8	30	2	6	0	0	1	2	0	0	0	3	4	0	0	.273	.300	0
2012	Burlington	.276	36	127	13	35	10	0	3	15	0	1	1	10	16	1	3	.331	.425	2
2013	Lexington	.212	66	222	19	47	15	0	2	18	1	3	6	24	28	0	0	.302	.306	5
2014	Wilmington	.228	96	312	24	71	18	0	5	34	5	6	1	37	38	1	0	.306	.333	7
2015	Wilmington	.245	77	253	24	62	15	0	5	23	5	2	2	28	34	0	0	.323	.364	4
2016	Northwest Arkansas	.259	91	301	23	78	16	1	4	24	0	2	5	37	52	2	2	.348	.359	3
2017	Omaha	.292	73	260	26	76	13	0	5	37	2	2	0	18	33	0	1	.336	.400	6
	KANSAS CITY	.250	13	24	2	6	1	0	1	5	0	0	0	3	4	0	0	.333	.417	0
2018	KANSAS CITY	.206	22	63	5	13	3	0	1	7	1	1	1	3	15	0	0	.250	.302	1
	Omaha	.265	77	268	28	71	13	0	4	42	4	2	3	26	38	1	0	.334	.358	3
2019	KANSAS CITY	.238	45	126	14	30	7	0	3	12	1	1	3	11	28	0	1	.312	.365	1
Minor League Totals		.247	544	1851	165	457	100	1	30	202	17	19	18	190	258	5	6	.320	.351	31
Major League Totals		.230	80	213	21	49	11	0	5	24	2	2	4	17	47	0	1	.297	.352	2

CAREER TRANSACTIONS

- 2011 Selected by the Kansas City Royals in the second round of the First-Year Player Draft...signed by Jim Farr
 2019 Placed on 10-day Injured List (strained left oblique), Aug. 8...reinstated Sept. 1

HOME RUN INFORMATION

GRAND SLAMS (1)
 Aug. 14, 2017 @ OAK (Cotton)

SINGLE GAME BESTS

HITS

3 Sept. 15, 2018 vs. MIN

DOUBLES

2 July 20, 2019 @ CLE

RBI

4 Aug. 14, 2017 @ OAK

RUNS

2 (4x) Last: July 16, 2019 vs. CWS

HITTING STREAKS

7 May 19-June 6, 2019

CAREER FIELDING

Position	Pct.	G	TC	PO	A	E	DP	SB	CS	SB%	PB
Catcher	.996	77	475	461	12	2	2	31	7	81.6	2

2019 STARTS BY BATTING ORDER POSITION

- 1st: Lopez (2-7), Merrifield (56-96), Mondesi (1-0)
 2nd: Arteaga (0-1), Cuthbert (2-1), Gordon (12-21), Hamilton (0-2), Lopez (7-15), Merrifield (2-7), Mondesi (30-45), Soler (6-11)
 3rd: Cuthbert (1-1), Dozier (18-33), Gordon (25-40), Mondesi (7-18), Soler (8-11)
 4th: Dozier (23-36), Gordon (10-24), O'Hearn (2-1), Soler (24-42)
 5th: Arteaga (1-0), Bonifacio (0-1), Cuthbert (12-26), Dozier (4-11), Duda (0-2), Gordon (7-8), Gutierrez (2-1), McBroom (4-5), O'Hearn (11-23), Owings (1-0), Phillips (1-0), Schwindel (1-3), Soler (15-23)
 6th: Arteaga (2-3), Bonifacio (3-0), Cuthbert (11-19), Dozier (3-4), Duda (2-10), Gutierrez (1-5), Lopez (3-4), Maldonado (1-0), McBroom (4-6), Mejia (0-1), O'Hearn (11-18), Owings (2-7), Phillips (1-1), Soler (6-14), Starling (9-8), Viloria (0-3)
 7th: Arteaga (3-11), Bonifacio (0-1), Cuthbert (1-2), Dini (3-1), Dozier (2-4), Duda (6-6), Gallagher (2-1), Gutierrez (3-8), Lopez (9-13), Maldonado (2-4), Mejia (1-2), O'Hearn (8-13), Owings (5-14), Soler (0-1), Starling (9-18), Viloria (5-4)
 8th: Arteaga (5-5), Dini (0-4), Duda (1-1), Gallagher (6-16), Gore (3-4), Lopez (6-10), Maldonado (22-36), Mejia (1-1), O'Hearn (1-2), Owings (0-3), Phillips (4-6), Starling (2-3), Viloria (8-12)
 9th: Arteaga (2-0), Dini (3-6), Gallagher (1-10), Gore (0-6), Hamilton (27-51), Lopez (8-16), Maldonado (3-2), Owings (3-1), Phillips (3-3), Viloria (3-4), Pitchers (6-4)



ALEX GORDON

#4 OUTFIELDER

BATS
LEFTTHROWS
RIGHTHEIGHT
6-1WEIGHT
220

BORN: FEB. 10, 1984 | LINCOLN, NEB. | OD AGE: 36

SIGNED: MAJOR LEAGUE FREE AGENT, JAN. 22, 2020 | MLB SERVICE: 12 YEARS, 92 DAYS

2019 SEASON

- ☛ Earned his seventh *Rawlings* Gold Glove Award and third in as many seasons...his career total is second among outfielders active in 2019, trailing only Ichiro Suzuki (10) and second all-time among Royals, behind Frank White's eight.
- ☛ Had 31 doubles in 150 games, both of which were his most since 2014...also had 76 RBI, his most since 2013.
- ☛ Led the American League with a career-high 19 hit-by-pitches, second most in a single season by a Royal, trailing only David DeJesus' club-record 23 plunkings in 2007.
- ☛ Recorded just one error in 276 chances in left field, the fewest errors in as many chances by a left fielder in the Majors since his own 2013 season, when he was charged with one error in 341 chances.
- ☛ His only error was on May 18 at the Angels, when in the sixth inning, his errant throw allowed a base runner to advance...ended the season with 105 consecutive games (104 starts) and 214 total chances without an error.
- ☛ Had seven outfield assists—including three in his first 17 games—tied for third most among Major League left fielders, just two shy of Lourdes Gurriel Jr. for the lead.
- ☛ Scored six runs in the team's first three games, matching

Freddie Patek (1974) and Amos Otis (1977) for the most runs by a Royal through the team's first three games of a season.

- ☛ Had a season-high four hits on April 12 vs. Cleveland, including two doubles, a home run and three RBI, at which point he was slashing .390/.491/.732 (16-for-41).
- ☛ Clubbed eight home runs and collected 30 RBI in his first 36 games, including homers in back-to-back games on April 3-4 and April 21-22 and a two-homer game on May 10 vs. Philadelphia...had just five homers and 46 RBI over his final 114 games.
- ☛ Had 25 hits—including 22 singles—in 19 games vs. Cleveland, tied for the third most hits by a Royal in a single season vs. the Indians, trailing only teammate Whit Merrifield (28 in 2019) and Mike Sweeney (26 in 2001).
- ☛ Hit .345 (41-for-119) with 10 doubles, 10 walks and 18 RBI during a 31-game stretch from June 20-July 28...that stretch came on the heels of a 4-for-36 (.111) skid from June 9-19, and was followed by a 5-for-62 (.081) stretch from July 29-Aug. 17.
- ☛ Hit .298 (34-for-114) with a .394 on-base percentage over his last 33 games from Aug. 19 through season's end.

HONORS AND AWARDS

- ☛ Seven-time AL *Rawlings* Gold Glove winner (2011-14, 2017-19)
- ☛ 2019 Led American League in HBP (19)
- ☛ Four-time MLBPAA Royals Heart & Hustle Award winner (2011, 2013-15)
- ☛ Three-time AL All-Star (2013-15)
- ☛ Three-time Wilson Defensive Player of the Year (2014, 2017-18)
- ☛ 2014 *Rawlings* Platinum Glove Award winner
- ☛ 2013 Tied for MLB lead in outfield assists (17)
- ☛ 2012 Led MLB in doubles (51)
- ☛ 2011 Led MLB in outfield assists (20)
- ☛ 2011 Les Milgram Royals Player of the Year
- ☛ 2010 Pacific Coast League midseason All-Star
- ☛ **First MLB home run:** April 10, 2017 at Toronto, two-run shot off Josh Towers
- ☛ **First MLB hit:** April 5, 2007 vs. Boston, single off Daisuke Matsuzaka
- ☛ 2006 *Baseball America* Minor League Player of the Year
- ☛ 2006 J.G. Spink Award – Topps Minor League Player of the Year
- ☛ 2006 Royals Minor League Player of the Year
- ☛ 2006 Texas League Player of the Year
- ☛ 2006 Texas League midseason/postseason All-Star
- ☛ 2006 XM All-Star Futures Game selection

CAREER HIGHLIGHTS

- ☛ Signed a one-year Major League contract on Jan. 22, 2020.
- ☛ The 2020 season will be his 14th big league campaign — all with the Royals — making him one of three position players to play 14 seasons or more with Kansas City, joining George Brett (21 seasons) and Frank White (18 seasons)...Brett and White are the only Royals players to have their numbers retired.
- ☛ Entered the year ranking among the club's top 10 in several offensive categories, including first in hit-by-pitches (118), third in walks (666), fourth in homers (186), fifth in doubles (353) and sixth in hits (1609), runs (852) and RBI (738).
- ☛ His 118 hit-by-pitches are 40 more than the previous club record holder, Mike Macfarlane (1987-94, 96-98) and were tied for third most among players active in 2019, trailing only Shin-soo Choo (150) and Anthony Rizzo (145)...his total is also tied for 56th all-time in Major League history.
- ☛ Entered the year with 98 career outfield assists, which are tied for the most in the Majors since 2010 with Gerardo Parra...Parra is signed to play in the Nippon Professional Baseball League (Japan) for 2020.
- ☛ **2018:** Won his second-straight *Rawlings* Gold Glove Award and the sixth of his career, becoming the second Royal to win six or more Gold Gloves, joining Frank White (8).
- ☛ Played in 141 games, making 134 starts in the outfield (122 in LF, 11 in CF, 1 in RF)...it marked the first time he's appeared in 140 games or more in consecutive seasons (148 in 2017) since 2013-14 (156 in each), despite missing 13 games with a left hip labral tear (April 9-22).
- ☛ Had nine outfield assists—his most since 2013 (17)—three behind the Major League leaders.

- 👑 Charged with just two errors in 260 total chances in left field to mark the second-best fielding percentage (.992) among American League qualifying left fielders, trailing only Michael Brantley's .996 (1 E in 228 TC).
- 👑 Hit by pitch 10 times, making him one of 23 players in the American League to be hit-by-pitch 10 times or more.
- 👑 Named Co-Defensive Player of the Month in June (Trea Turner) by *Baseball Info Solutions*, after leading left fielders with nine defensive runs saved during the month.
- 👑 Recorded his 500th career extra-base hit on July 22 vs. Minnesota, becoming the fifth Royal to reach that mark, joining: George Brett (1,119), Hal McRae (681), Frank White (625) and Amos Otis (623)...ended the season with 520 XBH, which ranks 14th among left-handed batters active in 2018.
- 👑 Hit the 170th homer of his career on Aug. 29 at Detroit, breaking a tie with Hal McRae for fourth most in Royals history.
- 👑 **2017:** Earned his fifth *Rawlings* Gold Glove Award, becoming the second Royals player (Frank White, 8) to win five or more...Salvador Perez won his fifth Gold Glove in 2018.
- 👑 Played in 148 games, making 140 starts in the outfield (135 in LF, 4 in CF, 1 in RF), which were both his highest totals since 2014.
- 👑 Hit by pitch 14 times tying him for fourth in the American League and matching his then-career high (also, 2015)...recorded his 79th HBP on May 4 vs. the White Sox, breaking a tie with Mike MacFarlane for the Royals record.
- 👑 Played 15 games in center field, after having never played there in his first 10 big league seasons...made his first of four starts in center on May 11 at Tampa Bay.
- 👑 Led the club with six go-ahead RBI in the seventh inning or later and five of which broke ties...the last Royal with more go-ahead RBI in the seventh or later was Jose Guillen (7) in 2008.
- 👑 Collected his sixth career walk-off RBI on July 19, with a sacrifice fly in the ninth inning of a 4-3 triumph over Detroit...it marked his first walk-off RBI since 2014.
- 👑 **2016:** Limited to 128 games, missing a month of action (May 23-June 24) with a fractured right wrist, which he suffered in a collision with teammate Mike Moustakas on May 22.
- 👑 Committed just two errors in 230 total chances...his .991 fielding percentage ranked second among Major League left fielders.
- 👑 Snapped a streak of 188 consecutive games (187 starts) without an error on May 13 – his first since Aug. 2, 2014 ...it was the third-longest active streak by a non-pitcher, according to *Elias*.
- 👑 Named Royals Player of the Month for August after batting .265/.348/.510 (27-for-102) with seven home runs, reaching safely in 25 of 28 games that month.
- 👑 Hit a go-ahead grand slam on Aug. 18 vs. Minnesota, his third career slam and third by a Royal in 2016.
- 👑 Recorded fourth career multi-homer game on Aug. 20 vs. Minnesota – both off left hander Hector Santiago...also doubled in the game, matching a career-high 10 totals bases (also, May 18, 2014 vs. Baltimore).
- 👑 Recorded a career-high 148 strikeouts, fourth most in franchise history, trailing Bo Jackson (172 in 1989, 158 in 1987) and Steve Balboni (166 in 1985).
- 👑 **2015:** Selected to his third straight All-Star Game, but did not play due to injury.
- 👑 Missed 48 games during July and August after suffering a grade 2 left groin strain on July 7...still hit .271 with 18 doubles, 13 homers and 48 RBI in 104 games, including 11 home runs and 39 RBI before the break.
- 👑 Ranked sixth in the AL with a .377 on-base percentage (min. 300 AB) and tied for fourth in the AL with 14 HBP.
- 👑 Hit out of the leadoff spot 18 times and recorded his franchise-best 14th career leadoff home run on Sept. 14 off Cleveland's Carlos Carrasco.
- 👑 Became the second player in the previous 35 years (since 1980) to collect seven hits and at least six RBI in a single day, doing so in a day-night doubleheader vs. Tampa Bay on July 7...the only other player to do this was Ben Zobrist, who had seven hits and 10 RBI in a doubleheader vs. Minnesota on April 28, 2011.
- 👑 **2014:** Selected to his second straight All-Star Game, but did not participate due to a wrist injury...became the first Royals outfielder named to consecutive American League All Star teams since Willie Wilson in 1982 and 1983.
- 👑 Named the American League's *Rawlings* Platinum Glove winner, becoming the first outfielder to win that award...won his fourth-consecutive Gold Glove, joining Frank White (1977-82) as the only Royals to win four straight.
- 👑 He was the first American League outfielder to win four straight *Rawlings* Gold Gloves since Ichiro Suzuki and Torii Hunter both won 10-straight (2001-10).
- 👑 On May 18 vs. Baltimore, went 4-for-4 with two three-run homers, becoming the first Royal since Jermaine Dye (1999) to go to at least 4-for-4 and record six RBI.
- 👑 Hit his second career walk-off home run on Aug. 26, a two-run shot in the ninth off Twins' closer Glen Perkins...it marked his first walk-off homer since July 30, 2010 vs. Baltimore.
- 👑 **2013:** Tied with Gerrardo Parra for the Major League lead with 17 outfield assists, while his total was tops in the American League.
- 👑 Tied for ninth in the AL with 52 multi-hit games and tied for sixth with a career-best six triples.
- 👑 Selected to his first All-Star Game and played two innings in left field in the American League's 3-0 triumph at Citi Field.
- 👑 Hit two grand slams: April 25 at Detroit and July 2 vs. Cleveland, becoming first Royal with multiple slams in a season since Yunesky Betancourt (three) in 2010.
- 👑 Recorded three walk-off hits: vs. Toronto (April 14), the White Sox (May 5) and vs. Atlanta (June 26).
- 👑 **2012:** Earned his second consecutive *Rawlings* Gold Glove award, becoming the first Royals outfielder since Amos Otis (1973-74) to win a Gold Glove in consecutive years.
- 👑 Led all Major League players with 51 doubles, which tied Billy Butler (2009) for the second most in Royals history...both trail Hal McRae's 54 doubles in 1977.
- 👑 Finished second in the Majors, to teammate Jeff Francoeur (19), in outfield assists (17)...led all AL left fielders in games (160), innings (1424.1), total chances (338) and putouts (319)...committed two errors for a .994 fielding percentage, tops in the AL among left fielders with at least 125 games.
- 👑 Joined George Brett (two), Billy Butler (two) and Hal McRae (two) as the only Royals with multiple seasons with at least 45 doubles.
- 👑 Tied for third in the league with a career-high 60 multi-hit games, fifth most in club history...ranked sixth in the AL in hits (189) and tied for seventh in extra-base hits (70).
- 👑 Drew five walks on June 17, 2012 at St. Louis, which matched a career high (also July 30, 2008 at Oakland)...he is the only Royals player to record five walks in a game...he's just the fifth player in the Majors since 1980 to record multiple games with five walks, joining Barry Bonds (three times), Dale Murphy, Rickey Henderson and Mark Teixeira.
- 👑 **2011:** Named the Royals Les Milgram Player of the Year by the Kansas City Chapter of the BBWAA...was one of five AL players up for the final All-Star Game Final Vote, finishing third.
- 👑 Won the American League *Rawlings* Gold Glove in left field in his first full season in the outfield.
- 👑 One of five players to hit above .300, with at least 45 doubles and 20 home runs, joining Miguel Cabrera, Adrian Gonzalez, Jacoby Ellsbury and Robinson Cano...became the fourth Royal to do it, joining Hal McRae (1982), Mike Sweeney (2001) and Billy Butler (2009).

- Finished 10th in the AL in batting average (.303)...also tied for sixth in the Majors in doubles (45), tied for sixth in the league in extra-base hits (72), eighth in hits (185) and total bases (307), 10th in runs (101), tied for 10th in multi-hit games (50) and fifth in home batting average (.329).
- Scored 101 runs, most by a Royal since David DeJesus (101) in 2007.
- Finished in the top five among AL outfielders (numbers as an outfielder) in batting average (second), on-base percentage (second), hits (third), doubles (third), runs (tied for third) and RBI (tied for fourth).
- Led the Majors with 20 outfield assists, breaking club's single-season record of 17, held by Jermaine Dye (1999) and Mark Teahen (2007)...became the 24th player since 1969 to have 20 or more in a season and the first since Alfonso Soriano had 22 in 2006 for the Nationals.
- Posted a career-best 19-game hitting streak from April 3-26.

- 2010: Appeared in just 74 games for the Royals due to injury and a demotion to Omaha (AAA), where he switched positions from third base to the outfield.
- 2009: Missed 79 games after undergoing surgery to repair a labral tear in his right hip on April 17.
- 2008: Finished third among AL third basemen with a .352 on-base pct. and fifth with a .786 OPS.
- Set a franchise record by drawing five walks (two intentional) on July 30, in a 10-inning win at Oakland.
- 2007: Made his first career Opening Day roster...became the fourth Royal in franchise history to make his debut in the starting lineup on Opening Day, joining Joe Zdeb (1977), Michael Tucker (1995) and Mark Teahen (2005).
- His team-leading 36 doubles set a Royals rookie record, and his 55 extra-base hits fell one shy of tying Kevin Seitzer (1987) and Carlos Beltrán's (1999) club rookie record.

POSTSEASON HIGHLIGHTS

- 2015: Started all 16 games in left field, batting .241 with four doubles, two homers, six RBI and 10 runs scored...despite a .241 average, drew eight walks and a hit by pitch for a .349 on-base percentage.
- Has 10 career doubles in postseason play, good for second in Royals history, one shy of Hal McRae.
- Hit a game-tying home run in the ninth inning in Game 1 of the World Series off Mets' closer Jeurys Familia.
- Drove in the go-ahead run in Game 4 of the ALDS at Houston with a ground out as Kansas City rallied from a four-run deficit in the eighth inning.
- 2014: Recorded 11 RBI during the postseason, which ranked

second to teammate Eric Hosmer (12)...his four stolen bases led all postseason participants and are tied for second most by a Royal in a single postseason.

- Had the go-ahead HR in the 10th inning in Game 1 of the ALCS at Camden Yards...also had a bases-clearing double in the game to match the Royals' postseason record with four RBI in the game, tying Jim Sundberg (Game 7 of 1985 ALCS) and Willie Aikens (Game 1 of 1980 World Series).
- Recorded three RBI in Game 3 of the ALDS, becoming the first player to drive in at least three runs in consecutive postseason games since Boston's Mike Lowell did it in the first two games of the 2007 ALCS.

MISC NOTES

- Full name is **Alex Jonathan Gordon**...resides in Leawood, Kan., with his wife, Jamie, and children, Max, Sam and Joey.
- Drafted following his junior season at Nebraska, where he swept the collegiate baseball awards for College Player of the Year, the Golden Spikes Award, the Dick Howser Award, the Brooks Wallace Award and the ABCA Rawlings Player of the Year...also an ESPY Award Finalist for the Best Male College Athlete.
- Earned first-team All-America honors in his sophomore and junior seasons...hit .372 (94-253) in 72 games with 22 doubles, four triples, 19 home runs and 66 RBI as a junior.
- Led Huskers to Big 12 regular season and tournament titles and the school's third College World Series appearance in 2005.
- Second two-time first-team All-American in Nebraska history and finished the season as the Big 12 leader (conference games) in walks and on-base percentage, while ranking third in HR, total bases and slugging percentage.
- Was the highest draft pick out of Nebraska since Darin Erstad was taken first overall in the 1995 draft.
- He was named the No. 1 college draft prospect by *Baseball America* as well as the second-best overall prospect, best pure collegiate hitter, best collegiate strike-zone judgment and second-closest to the Majors among collegiate players.
- A member of 2004 U.S. National Team and helped Team USA to an 18-7 overall record, seeing a majority of his playing time at first base...hit .388 with four home runs, 12 RBI and 18 runs scored in 24 games.

- Named the top offensive player at FISU World University Baseball Championships, where he led all players hitting .524.
- A two-time Gatorade Nebraska Player of the Year at Lincoln Southeast (Neb.) High School.
- His father (Mike, Nebraska), older brother (Eric, Nebraska-Omaha) and younger brothers (Brett and Derek, Park University) played college baseball, and his grandfather (Charlie) was the long-time coach at Lincoln Southeast.
- Participated in Royals Caravans, 2006-12 and in 2014...also participated in Royals FanFest, 2008-20.
- Provided funding for the Alex Gordon Training Complex at the University of Nebraska, which was completed in 2011.
- Tabbed the Royals' 2012 Roberto Clemente Award nominee...he and his wife have co-chaired the annual Royals Coat Drive, volunteered at the Johnson County Christmas Bureau, worked with Alex's Lemonade Stand charity and hosted the Playing for Pink Casino Night in Lincoln to benefit the Nebraska Diamond Dawgs Baseball Team and American Cancer Society.
- In 2014, became a charter member of the Taylor Hooton Foundation's "Advisory Board" of active Major-League players...the Hooton Foundation is widely acknowledged as the leader in the advocacy against the use of performance and appearance-enhancing drugs.
- Winner of the 2014 Hutch Award, given each year to a Major League player who best exemplifies the honor, courage and dedication of baseball great Fred Hutchinson, both in on-field achievements and off-the-field work.

ALL-STAR BATTING

Year	Club	Site	AVG	AB	R	H	2B	3B	HR	RBI	SH	SF	HP	BB	SO	SB	CS	E
2013	AL	NYM	1.000	1	1	1	0	0	0	0	0	0	0	0	0	0	0	0
2014	AL	MIN																
2015	AL	CIN																
All Star Game Totals			1.000	1	1	1	0	0	0	0	0	0	0	0	0	0	0	0

Did Not Play - Injured

Did Not Play - Injured

CAREER BATTING

YEAR	CLUB	AVG	G	AB	R	H	2B	3B	HR	RBI	SAC	SF	HP	BB	SO	SB	CS	OBP	SLG	E
2006	Wichita	.325	130	586	*111	158	39	1	29	101	0	2	16	72	113	22	3	.427	*.588	16
2007	KANSAS CITY	.247	151	543	60	134	36	4	15	60	1	2	13	41	137	14	4	.314	.411	15
2008	KANSAS CITY	.260	134	493	72	128	35	1	16	59	1	5	6	66	120	9	2	.351	.432	16
2009	KANSAS CITY	.232	49	164	28	38	6	0	6	22	1	1	2	21	43	5	0	.324	.378	10
	Surprise@	.286	4	7	1	2	0	0	1	3	0	1	0	5	3	0	0	.538	.714	0
	Omaha@	.313	18	67	17	21	4	1	2	10	0	2	3	13	16	0	0	.435	.493	4
	Northwest Arkansas@	.367	8	30	4	11	3	0	2	10	0	0	0	5	5	0	0	.457	.667	2
2010	Wilmington@	.235	7	17	7	4	3	0	0	2	0	1	4	9	3	1	0	.548	.412	0
	Omaha@	.315	68	260	59	82	20	3	14	44	2	0	8	51	72	7	2	.442	.577	5
	KANSAS CITY	.215	74	242	34	52	10	0	8	20	2	1	2	34	62	1	5	.315	.355	7
2011	KANSAS CITY	.303	151	611	101	185	45	4	23	87	0	3	7	67	139	17	8	.376	.502	4
2012	KANSAS CITY	.294	161	642	93	189	*51	5	14	72	0	3	3	73	140	10	5	.368	.455	2
2013	KANSAS CITY	.265	156	633	90	168	27	6	20	81	0	6	9	52	141	11	3	.327	.422	1
2014	KANSAS CITY	.266	156	563	87	150	34	1	19	74	0	4	11	65	126	12	3	.351	.432	2
2015	KANSAS CITY	.271	104	354	40	96	18	0	13	48	0	5	14	49	92	2	5	.377	.432	0
	Omaha@	.429	8	28	6	12	2	0	1	5	0	0	1	8	6	0	0	.568	.607	0
2016	KANSAS CITY	.220	128	445	62	98	16	2	17	40	0	1	8	52	148	8	1	.312	.380	2
	Northwest Arkansas@	.333	4	15	3	5	1	0	1	2	0	0	0	2	4	0	0	.412	.600	0
	Omaha@	.429	2	7	0	3	0	0	0	3	0	0	0	3	2	0	0	.600	.429	0
2017	KANSAS CITY	.208	148	476	52	99	20	2	9	45	2	4	14	45	126	7	4	.293	.315	2
2018	KANSAS CITY	.245	141	506	56	124	24	0	13	54	0	2	10	50	124	12	2	.324	.370	2
	Omaha@	.222	3	9	2	2	1	0	0	2	0	0	0	2	2	0	0	.364	.333	0
2019	KANSAS CITY	.266	150	556	77	148	31	1	13	76	1	6	*19	51	100	5	3	.345	.396	1
Minor League Totals		.324	252	926	210	300	73	5	50	182	2	6	32	170	226	30	5	.443	.576	27
Major League Totals		.258	1703	6228	852	1609	353	26	186	738	8	43	118	666	1498	113	45	.339	.413	64

*—Led League; @—Minor League Injury Rehab

CAREER TRANSACTIONS

2005	Selected by the Kansas City Royals in the first round (second) of the First-Year Player Draft...signed by Phil Huttman
2008	Placed on 15-day Injured List (torn right hip flexor muscle), Aug. 22...reinstated Sept. 12
2009	Placed on 15-day Injured List (surgery to repair tear in right hip), April 16...reinstated July 16
2010	Placed on 15-day Injured List (right thumb fracture), March 26...reinstated April 17
2015	Placed on 15-day Injured List (left groin strain), July 9...reinstated Sept. 1
2016	Signed by the Kansas City Royals as a Major League free agent, Jan. 6
	Placed on 15-day Injured List (fractured right wrist), May 23...reinstated June 25
2017	Placed on Paternity List, May 21...reinstated May 24
2018	Placed on 10-day Injured List (left hip labral tear), April 10...reinstated April 24
2020	Signed by the Kansas City Royals as a Major League free agent, Jan. 22

POSTSEASON BATTING

YEAR	SERIES	Opponent	AVG	G	AB	R	H	2B	3B	HR	RBI	SH	SF	HP	BB	SO	SB	CS	E
2014	WC	OAK	.000	1	5	0	0	0	0	0	0	0	0	0	1	2	1	0	0
	ALDS	LAA	.300	3	10	2	3	2	0	0	4	0	0	0	3	2	2	0	0
	ALCS	BAL	.250	4	12	1	3	1	0	1	5	0	0	2	2	7	0	0	0
	WS	SF	.185	7	27	4	5	3	0	0	2	0	0	1	0	5	1	0	0
2015	ALDS	HOU	.235	5	17	2	4	1	0	1	2	0	0	0	2	5	0	0	0
	ALCS	TOR	.263	6	19	5	5	2	0	0	1	0	0	1	1	5	0	0	0
	WS	NYM	.222	5	18	3	4	1	0	1	3	0	0	0	5	4	0	0	0
Division Series Totals			.259	8	27	4	7	3	0	1	6	0	0	0	5	7	2	0	0
Championship Series Totals			.258	10	31	6	8	3	0	1	6	0	0	3	3	12	0	0	0
World Series Totals			.200	12	45	7	9	4	0	1	5	0	0	1	5	9	1	0	0
Postseason Totals			.222	31	108	17	24	10	0	3	17	0	0	4	14	30	4	0	0

SINGLE GAME BESTS

HITS

4 (13x) Last: April 12, 2019 vs. CLE

DOUBLES

3 July 27, 2011 @ BOS
2 (23x) Last: June 23, 2019 vs. MIN

RBI

6 May 18, 2014 vs. BAL
5 Sept. 15, 2018 vs. MIN
May 4, 2019 @ DET
4 (11x) Last: April 3, 2019 vs. MIN

RUNS

4 (2x) Last: Aug. 23, 2013 vs. WAS

STOLEN BASES

2 (6x) Last: Aug. 23, 2018 @ TB

HITTING STREAKS

19 April 3-26, 2011
14 June 11-27, 2011
12 April 3-16, 2013
Aug. 20-Sept. 27, 2008
11 Aug. 9-20, 2016

CAREER PITCHING

YEAR	CLUB	W-L	ERA	G	GS	CG	SHO	SV	IP	H	R	ER	HR	HB	BB	SO	WP	BK	AVG
2019	KANSAS CITY	0-0	19.29	2	0	0	0	0	2.1	8	5	5	1	0	2	0	0	0	.571

HOME RUN INFORMATION

MULTI-HOMER GAMES (5)

Sept. 2, 2007 @ MIN (2)
 Aug. 11, 2012 @ BAL (2)
 May 18, 2014 vs. BAL (2)
 Aug. 20, 2016 vs. MIN (2)
 May 10, 2019 vs. PHI (2)

GRAND SLAMS (3)

April 25, 2013 @ DET (Downs)
 July 2, 2013 vs. CLE (Kluber)
 Aug. 18, 2016 vs. MIN (Duffey)

WALK-OFF (2)

July 30, 2010 vs. BAL (Simon)
 Aug. 26, 2014 vs. MIN (Perkins)

PINCH-HIT (1)

Aug. 8, 2010 @ SEA (Aardsma)

LEADOFF (14)

May 30, 2011 vs. LAA (Santana)
 June 21, 2011 vs. ARI (Saunders)
 Aug. 29, 2011 @ DET (Scherzer)
 Sept. 9, 2011 @ SEA (Beavan)
 Sept. 20, 2011 vs. DET (Penny)
 June 12, 2012 vs. MIL (Greinke)
 Aug. 2, 2012 vs. CLE (Kluber)
 Aug. 9, 2012 @ BAL (Chen)
 Aug. 11, 2012 @ BAL (Tillman)
 June 26, 2013 vs. ATL (Minor)
 Aug. 25, 2013 vs. WAS (Haren)
 Sept. 3, 2013 vs. SEA (Ramirez)
 Sept. 11, 2013 @ CLE (Kazmir)
 Sept. 14, 2015 @ CLE (Carrasco)

WALK-OFF RBI (6)

July 30, 2010 vs. Baltimore
 (3-run homer off Simon; 9th)

April 14, 2013 vs. Toronto,
 (single off Oliver; 9th)

May 5, 2013 vs. Chicago White Sox,
 (single off Omogrosso; 10th)

June 26, 2013 vs. Atlanta,
 (single off Wood; 10th)

Aug. 26, 2014 vs. Minnesota,
 (2-run homer off Perkins; 9th)

July 19, 2017 vs. Detroit,
 (sac fly off J. Wilson; 9th)

CAREER FIELDING

Position	Pct.	G	TC	PO	A	E	DP
Pitcher	.000	2	0	0	0	0	0
First Base	.988	40	170	157	11	2	19
Third Base	.949	329	860	235	581	44	51
Shortstop	1.000	1	3	2	1	0	0
Outfield	.994	1333	2788	2672	98	18	13

POSITION PLAYERS TO PITCH FOR THE ROYALS

Date	Opponent	Pitcher	IP	H	R	ER	BB	SO
Aug. 20, 1979	New York Yankees	Jerry Terrell	1.0	0	0	0	0	0
May 14, 1980	at New York Yankees	Jerry Terrell	1.0	1	0	0	1	0
Sept. 1, 1983	at Chicago White Sox	Joe Simpson	1.0	1	1	1	2	0
Sept. 5, 1983	Seattle	Joe Simpson	2.0	3	0	0	0	1
July 3, 1984	at Cleveland	Leon Roberts	1.0	4	3	3	1	1
June 24, 1991	California	Bill Pecota	2.0	4	1	1	0	0
April 12, 1994	Boston	David Howard	2.0	2	1	1	5	0
July 17, 1998	at Seattle	Shane Halter	1.0	1	0	0	0	0
July 21, 2008	Detroit	Tony Pena, Jr.	1.0	0	0	0	0	1
July 26, 2011	at Boston	Mitch Maier	1.0	1	0	0	0	0
April 15, 2012	Cleveland	Mitch Maier	1.0	1	0	0	0	0
June 25, 2016	Houston	Drew Butera	1.0	1	0	0	0	1
July 26, 2016	Los Angeles Angels	Drew Butera	0.1	0	0	0	0	0
July 7, 2018	Boston	Drew Butera	0.1	2	2	2	3	0
May 16, 2019	Texas	Chris Owings	1.2	6	4	4	1	0
Aug. 26, 2019	Oakland	Alex Gordon	1.1	5	3	3	1	0
		Humberto Arteaga	1.2	2	1	1	1	0
Aug. 30, 2019	Baltimore	Alex Gordon	1.0	3	2	2	1	0



FOSTER GRIFFIN

#60 LEFT-HANDED PITCHER

BATS
RIGHT

THROWS
LEFT

HEIGHT
6-3

WEIGHT
225

BORN: JULY 27, 1995 | ORLANDO, FLA. | OD AGE: 24

DRAFTED: FIRST ROUND (28TH OVERALL), 2014 | MLB SERVICE: 0 DAYS

2019 SEASON

- Spent the entire year with Omaha (AAA), going 8-6 with a 5.23 ERA (76 ER in 130.2 IP) ...his eight victories tied for fourth most in the organization, while he also ranked sixth in starts, and tied for seventh in innings.
- Named a Pacific Coast League postseason All-Star...ranked tied for fourth in the PCL in starts and ninth in innings and strikeouts (111).
- Won five-straight decisions over a seven-start span, between

April 18-May 24...during that time, he pitched to a 3.05 ERA (14 ER in 41.1 IP)...bookended the winning streak with a pair of nine-strikeout performances: April 18 at Oklahoma City (5.1 IP) and May 24 vs. Iowa (7.0 IP).

- Also matched a season-high with nine K's on July 20 vs. Memphis, taking a no-decision in a 6-5 Omaha triumph.
- Held right-handed batters to a .236 average (95-for-403), which included 92 of his 111 strikeouts.

HONORS AND AWARDS

- 2019 Pacific Coast League postseason All-Star
- 2018 Texas League midseason All-Star
- 2017 Paul Splittorff Royals Minor League Pitcher of the Year
- 2017 Northwest Arkansas Pitcher of the Year
- 2017 MiLB.com Organization All-Star
- 2017 SiriusXM All-Star Futures Game selection
- 2017 Carolina League midseason All-Star

CAREER HIGHLIGHTS

- 2018:** Spent the entire year with Northwest Arkansas (AA), going 10-12 with a 5.13 ERA (87 ER in 152.2 IP) in 28 outings (26 starts)...led the Texas League in innings, while finishing tied for first in starts, tied for third in wins and ranked fourth in strikeouts (117).
- Selected a mid-season All-Star, but did not pitch in the Texas League All-Star Game.
- Had both a seven-start win streak (July 19-Aug. 24) and a six-start losing streak (June 16-July 14).
- 2017:** Tabbed the Paul Splittorff Royals Minor League Pitcher of the Year, Northwest Arkansas Pitcher of the Year as well as an MiLB.com Organization All-Star, combining to go 15-7 with a 3.35 ERA (60 ER in 161.1 IP) in 28 starts at Wilmington (A) and Northwest Arkansas (AA).
- Selected to the SiriusXM All-Star Futures Game in Miami...

tossed 0.2 innings, collecting one strikeout...also named a Carolina League All-Star, but did not pitch in the annual game due to his promotion to Double-A.

- His win total was the highest by a Royals' minor leaguer since Jake Odorizzi also won 15 games in 2012.
- Promoted to Northwest Arkansas for the first time on May 29...tied for second in the Texas League in wins (11), while his ERA (3.61) and WHIP (1.36) would have both ranked in the top 10 if he had enough innings to qualify.
- Tabbed as the No. 9 prospect in the Royals' organization by *Baseball America* following the season.
- 2014:** Tabbed the No. 7 prospect in the Royals' organization by *Baseball America* following the season...also named the fourth-best prospect in the Appalachian League.

MISC NOTES

- Full name is **Fred Foster Griffin**...resides in Orlando, Fla., with wife, Gabrielle.
- Graduated from The First Academy in Orlando in 2014...posted a 1.55 ERA and 99 strikeouts in 58.2 innings during

his senior season.

- Bypassed a baseball scholarship from the University of Mississippi when he signed with the Royals.

CAREER PITCHING

YEAR	CLUB	W-L	ERA	G	GS	CG	SHO	SV	IP	H	R	ER	HR	HB	BB	SO	WP	BK	AVG
2014	Burlington	0-2	3.21	11	11	0	0	0	28.0	19	10	10	2	1	12	19	4	0	.186
2015	Lexington	4-6	5.44	22	22	0	0	0	102.2	123	73	62	8	3	35	71	12	1	.296
2016	Lexington	1-4	3.38	7	7	0	0	0	37.1	35	25	14	3	0	9	29	2	1	.243
	Wilmington	5-10	6.23	20	20	0	0	0	95.1	130	79	66	9	6	43	76	10	0	.330
2017	Wilmington	4-2	2.86	10	10	0	0	0	56.2	43	19	18	2	1	20	60	6	0	.210
	Northwest Arkansas	11-5	3.61	18	18	0	0	0	104.2	108	46	42	11	1	34	81	1	0	.271
2018	Northwest Arkansas	10-12	5.13	28	26	0	0	0	152.2	197	94	87	20	0	40	117	7	0	.315
2019	Omaha	8-6	5.23	25	25	0	0	0	130.2	134	86	76	20	8	64	111	5	0	.259
Minor League Totals		43-47	4.77	141	139	0	0	0	708.0	789	432	375	75	20	257	564	47	2	.282

CAREER TRANSACTIONS

2014 Selected by the Kansas City Royals in the first round (28th overall) of the First-Year Player Draft...signed by Jim Buckley



KELVIN GUTIERREZ

#16 INFIELDER

BATS
RIGHT

THROWS
RIGHT

HEIGHT
6-2

WEIGHT
220

BORN: AUG. 28, 1994 | SAN FRANCISCO DE MACORÍS, D.R. | OD AGE: 25

ACQUIRED: TRADE WITH WASHINGTON, JUNE 18, 2018 | MLB SERVICE: 49 DAYS

2019 SEASON

- Spent a majority of the year with Omaha (AAA), but made his Major League debut on April 27 and played in 20 games with the Royals, batting .260 (19-for-73) with two doubles, a triple, a homer and 11 RBI.
- Became the third Royals position player to wear No. 47, joining Tom Goodwin (1994) and Sean Berry (1990-91)... No. 47 has been worn by 14 Royals pitchers, most recently by Peter Moylan (2016-17).
- Recorded his first Major League hit in his debut, with a two-run single in the Royals' sixth-third inning off Jaime Barria, also recording his first RBI.
- Hit his first Major League home run in Game 2 of the May 1 doubleheader, off Tampa Bay's Blake Snell...became the second Royal to hit his first homer off a reigning American League Cy Young Award winner, joining Royals Hall of Famer Amos Otis, who hit his first homer in 1970 off Baltimore's Mike Cuellar.
- Had a career-high four hits on May 4 at Detroit, becoming the first Royals rookie with a four-hit game since Christian Colón on Sept. 20, 2015...Gutierrez was the second Royal to have a

four-hit effort within his first eight career games, joining Bo Jackson, who did it in his fifth game in 1986.

- He recorded at least one RBI in eight of his first 11 games, which is tied with several others for the second most games with an RBI through 11 games in history, one shy of the Brooklyn Dodgers' George Shuba, who had an RBI in nine of his first 11 games in 1948.
- His 11 RBI trailed only Mark Quinn (16 RBI) for most by a Royal through 11 big league games.
- His 11 hits through eight career games are fourth most by a Royal, trailing Mike Kingery (13), Irving Falu (13) and Whit Merrifield (12).
- Started the season with Omaha (AAA), where he reached safely in each of his first 18 games—in which he hit .333 (22-for-66)—before being recalled to Kansas City on April 26.
- Recalled for his second Major League stint from June 4-12, in which he hit .250 (3-for-12) in four games.
- Did not play after Aug. 17 and was placed on 60-day Injured List with a fractured right toe on Sept. 12.

HONORS AND AWARDS

- First MLB home run:** May 1, 2019 vs. Tampa Bay-2, two-run shot off Blake Snell
- First MLB hit:** April 27, 2019 vs. Los Angeles Angels, single off Jaime Barria
- 2019 MiLB.com Organization All-Star
- 2017 Carolina League midseason All-Star
- 2016 South Atlantic League midseason/postseason All-Star
- 2015 New York-Penn League midseason All-Star

CAREER HIGHLIGHTS

- 2018:** Acquired by the Royals from Washington, along with OF Blake Perkins and RHP Yohanse Morel, in exchange for RHP Kelvin Herrera on June 18.
- Between Harrisburg (AA) and Northwest Arkansas (AA), batted .275/.329/.400 (130-for-472) with 14 doubles, six triples, 11 homers and 66 RBI in a career-high 123 games... also collected 20 steals in 24 attempts.
- Established a career-high with five RBI and matched a season high with seven total bases (triple, homer) vs. Arkansas on July 25.
- Entered the season with the "Best Infield Arm" in Washington's minor league system according to *Baseball America*...also named the Royals' No. 17 prospect by MLB.com Pipeline following the season.
- 2017:** Batted .278/.340/.408 (71-for-255) in 68 games between Potomac and a 10-game rehab stint with the Gulf Coast Nationals.
- Named a Carolina League mid-season All-Star, but did not play in the game after going on the Injured List for the remainder of the season on June 10.
- Following the season, hit .350 (14-for-40) with a triple, a homer and nine RBI in 13 games for Mesa in the Arizona Fall League.
- Named the Nationals' No. 12 prospect by MLB.com Pipeline.
- 2016:** Spent a majority of the season with Hagerstown (A), but also played 10 games at Potomac (A) and nine at Auburn (A)...hit a combined .296/.349/.401 (132-for-446) with 23 doubles, six triples, four homers and 25 steals.
- Named a South Atlantic League All-Star with Hagerstown, but did not play due to injury.
- His .300 average at Hagerstown ranked fifth in the South Atlantic League, while his overall average (.296) ranked fourth among Nationals' farmhands.
- Tabbed the "Best Defensive Third Baseman" in the South Atlantic League by *Baseball America* following the season.
- 2015:** Named a New York-Penn League All-Star.

MISC NOTES

Full name is **Kelvin Manuel Gutierrez**...resides in San Francisco de Macoris, Dominican Republic during the offseason.

CAREER BATTING

YEAR	CLUB	AVG	G	AB	R	H	2B	3B	HR	RBI	SAC	SE	HP	BB	SO	SB	CS	OBP	SLG	E
2013	Dominican Nationals	.255	60	208	35	53	13	2	0	23	1	1	2	23	36	9	2	.333	.337	18
2014	Gulf Coast Nationals	.286	53	192	27	55	6	3	0	25	0	2	1	23	29	4	6	.362	.349	11
2015	Auburn	.305	62	239	31	73	21	1	1	30	1	1	4	16	52	2	0	.358	.414	21
2016	Hagerstown	.300	96	377	58	113	19	6	3	48	2	6	3	29	65	19	7	.349	.406	21
	Auburn@	.323	9	31	5	10	3	0	0	6	0	1	0	3	5	4	0	.371	.419	1
	Potomac	.237	10	38	7	9	1	0	1	2	1	0	2	3	5	2	2	.326	.342	3
2017	Potomac	.288	58	222	34	64	10	6	2	16	0	2	2	19	59	3	0	.347	.414	5
	Gulf Coast Nationals@	.212	10	33	6	7	3	1	0	1	0	0	0	4	7	2	0	.297	.364	1
2018	Harrisburg	.274	58	230	36	63	6	3	5	26	0	2	1	16	62	10	1	.321	.391	13
	Northwest Arkansas	.277	65	242	29	67	8	3	6	40	0	0	2	20	46	10	3	.337	.409	10
2019	Omaha	.287	75	286	41	82	9	2	9	43	0	3	3	35	71	12	1	.367	.427	7
	KANSAS CITY	.260	20	73	4	19	2	1	1	11	0	1	0	5	24	1	0	.304	.356	3
Minor League Totals		.284	556	2098	309	596	99	27	27	260	5	18	20	191	437	77	22	.347	.396	111
Major League Totals		.260	20	73	4	19	2	1	1	11	0	1	0	5	24	1	0	.304	.356	3

@ - Minor League injury rehab

CAREER TRANSACTIONS

- 2013 Signed by the Washington Nationals as an International free agent, April 10...signed by Modesto Ulloa
- 2018 Acquired by the Kansas City Royals with OF Blake Perkins and RHP Yohanse Morel for RHP Kelvin Herrera, June 18
- 2019 Placed on the 60-day Injured List (fractured right toe), Sept. 12...reinstated Nov. 4

SINGLE GAME BESTS

HITS	RUNS
4 May 4, 2019 @ DET	2 May 4, 2019 @ DET
RBI	HITTING STREAKS
3 May 1, 2019 vs. TB-2	3 (3x) Last: June 5-12, 2019

CAREER FIELDING

Position	Pct.	G	TC	PO	A	E	DP
Third Base	.951	18	61	23	35	3	2

ROYALS ROOKIES OF THE YEAR

Year	Player	Position	Award
1969	Lou Piniella	OF	Jackie Robinson Rookie of the Year (BBWAA)
1989	Tom Gordon	RHP	Baseball Digest, USA TODAY
1994	Bob Hamelin	1B/DH	Jackie Robinson Rookie of the Year (BBWAA), The Sporting News, Baseball Digest
1999	Carlos Beltran	OF	Jackie Robinson Rookie of the Year (BBWAA), The Sporting News, Baseball America, Baseball Digest
2000	Mark Quinn	OF	The Sporting News
2003	Angel Berroa	SS	Jackie Robinson Rookie of the Year (BBWAA), Players Choice Awards
2011	Eric Hosmer	1B	Negro Leagues Baseball Museum



Lou Piniella (1969)
Louis Requena/Getty Images



JEISON GUZMÁN

#75 INFIELDER

BATS
LEFTTHROWS
RIGHTHEIGHT
6-2WEIGHT
200

BORN: OCT. 8, 1998 | SANTO DOMINGO, D.R. | OD AGE: 21

SIGNED: INTERNATIONAL FREE AGENT, JULY 3, 2015 | MLB SERVICE: 0 DAYS

2019 SEASON

- Named Lexington's (A) Player of the Year, playing in a career-high 121 games with the Legends...batted .253 (114-for-450) with 23 doubles, five triples, seven homers and 51 runs scored.
- Started 116 games at shortstop and helped turn 47 double plays, which ranked fourth most among South Atlantic League shortstops.
- Hit .268 (61-for-228) with 12 doubles, a triple and four home runs over his final 60 games, after hitting .239 (52-for-222) during the first half of the year.
- Batted .299 (41-for-137) with a .319 on-base percentage, which included five of his seven home runs, when leading off an inning.
- Matched a career-high with four hits on June 15 at Columbia, going 4-for-4 with a triple and three RBI.
- Established a career high with four RBI on July 7 vs. West Virginia, hitting his first grand slam in the second inning...matched that total with four RBI on Aug. 4 at Kannapolis.
- Played for Leones del Escogido in the Dominican Winter League.

HONORS AND AWARDS

- 2019 Lexington Player of the Year

CAREER HIGHLIGHTS

- 2018: Opened the year with Lexington (A), but played in 25 games with Burlington (Rookie), after missing a month of action with a right shoulder injury.
- Batted a combined .254 (80-for-315) with 12 doubles, four triples, four homers and 44 runs scored between the two stops...made 74 starts at shortstop and seven at third base.
- Recorded 26 steals between his two stops, which ranked ninth among Royals' farmhands.
- Hit just .177 (17-for-96) in his home games with the Legends, compared to a .292/.350/.416 slashline (33-for-113) on the road.
- 2017: Played in 54 games at Burlington, hitting .207 (40-for-193) with four doubles, two triples and 21 runs scored...started 51 games at shortstop.
- 2016: Split his first professional season between the Dominican Royals and Surprise (Rookie)...ranked tied for second in the Arizona League with 35 runs scored.

MISC NOTES

- Full name is Jeison Guzmán Minyette...resides in Santo Domingo, Dominican Republic during the offseason.

CAREER BATTING

YEAR	CLUB	AVG	G	AB	R	H	2B	3B	HR	RBI	SAC	SF	HP	BB	SO	SB	CS	OBP	SLG	E
2016	Dominican Royals	.171	9	35	4	6	2	0	0	0	0	0	0	3	6	2	0	.237	.229	3
	Surprise	.261	45	188	35	49	9	5	1	19	1	0	1	18	44	5	3	.329	.378	23
2017	Burlington	.207	54	193	21	40	4	2	0	15	9	4	2	21	45	3	3	.286	.249	16
2018	Lexington	.239	60	209	27	50	11	3	2	21	5	0	4	18	58	12	4	.312	.349	22
	Burlington	.283	25	106	17	30	1	1	2	8	1	0	0	12	16	14	1	.356	.368	10
2019	Lexington	.253	121	450	51	114	23	5	7	48	10	2	3	25	98	15	13	.296	.373	33
Minor League Totals		.245	314	1181	155	289	50	16	12	111	26	6	10	97	267	51	24	.306	.345	107

CAREER TRANSACTIONS

- 2015 Signed by the Kansas City Royals as an International free agent, July 3...signed by Edis Perez



JESSE HAHN

#32 🏆 RIGHT-HANDED PITCHER

BATS
RIGHT

THROWS
RIGHT

HEIGHT
6-5

WEIGHT
210

BORN: JULY 30, 1989 | **NORWICH, CONN.** | **OD AGE:** 30

SIGNED: MAJOR LEAGUE FREE AGENT, DEC. 13, 2019 | **MLB SERVICE:** 4 YEARS, 67 DAYS

2019 SEASON

- 🏆 Spent a majority of the season on the 60-day Injured List, recovering from ulnar collateral ligament (UCL) repair surgery in 2018...but made six relief appearances over the final month of the season, going 0-1 with a 13.50 ERA (7 ER in 4.2 IP).
- 🏆 Worked a scoreless eighth inning vs. Detroit on Sept. 5, which marked his first Major League appearance since June 28, 2017 at Houston (with Oakland).
- 🏆 Also pitched a scoreless inning vs. Miami on Sept. 8, before allowing runs in three of his final four outings.
- 🏆 Went 0-1 with a 2.45 ERA (1 ER in 3.2 IP) with two walks and six strikeouts in four combined outings (3 starts) between Wilmington (A+) and Surprise (Rookie) as part of a rehab assignment (Aug. 21-Sept. 3).

HONORS AND AWARDS

- 🏆 First MLB win; June 14, 2014 at New York Mets
- 🏆 2013 Florida State League midseason All-Star

CAREER HIGHLIGHTS

- 🏆 **2018:** Did not pitch in the Major Leagues after suffering a sprained ulnar collateral ligament during spring training...placed on the 60-day Injured List on March 6.
- 🏆 Made six appearances across three rehab assignments in July and August, tossing 6.0 scoreless innings, allowing four hits, two walks and four strikeouts.
- 🏆 Acquired by the Royals with RHP Heath Fillmyer from Oakland in exchange for LHP Ryan Buchter, INF/OF Brandon Moss and cash considerations, Jan. 29.
- 🏆 **2017:** Made 13 starts (14 appearances) with Oakland, going 3-6 with a 5.30 ERA (41 ER in 69.2 IP) with 27 walks and 55 strikeouts...placed on the 10-day IL on May 27 with a strained right triceps.
- 🏆 Held opponents to just four home runs in 69.2 big league innings (0.52 HR/9), ranking second in the AL (min. 65.0 IP)...had a streak of 49.2 consecutive innings in the Majors without allowing a homer, from the sixth inning on April 19 to the first inning on June 22.
- 🏆 Tossed a season-best 8.0 shutout innings at Angel Stadium on April 25, allowing just one hit...however, he took a no-decision in a 2-1 A's loss in 11 innings, becoming the first Oakland hurler to take a no-decision with 8.0 scoreless frames, while allowing one hit or less.
- 🏆 **2016:** Had four stints with Oakland, going 2-4 with a 6.02 ERA (31 ER in 46.1 IP) in nine starts.
- 🏆 Combined with former Royal Ryan Madson and John Axford on a four-hit shutout, blanking Houston, 2-0 on April 30...allowed three hits over 6.2 scoreless frames with two walks and four strikeouts in his season debut.
- 🏆 Dropped his last eight decisions between Oakland and Nashville, posting a 6.67 ERA (44 ER in 59.1 IP)...during that stretch, he took a no-decision despite allowing one run over a season-best 7.2 innings vs. Tampa Bay on July 24, in a 3-2 A's win.
- 🏆 **2015:** Made Oakland's Opening Day roster for the first time in his career, but made just 16 starts due to injury.
- 🏆 Held opponents to just five homers in 96.2 innings (0.47 HR/9), best in the AL (min. 90.0 IP)...using the same minimum, he also ranked third in the AL in opponents' slugging percentage (.324) and fifth in OPS (.623).
- 🏆 Went 5-2 with a 2.42 ERA (14 ER in 52.0 IP) over his final eight starts, before being placed on the 15-day IL on July 11 (retroactive to July 6) with a right forearm strain and missed the remainder of the season.
- 🏆 Threw a four-hit shutout in a 4-0 win vs. Detroit on May 25, becoming the first A's pitcher to record a shutout on Memorial Day since Dick Fowler and Joe Coleman did it both ends of a 1947 doubleheader vs. New York...according to *Elías*, he was the first A's pitcher to record a shutout in a game in which his team made at least three errors since Diego Segui did it for the Kansas City A's on June 15, 1965 vs. California.
- 🏆 **2014:** Made his Major League debut with San Diego, going 7-4 with a 3.07 ERA (25 ER in 73.1 IP) in 14 appearances (12 starts)...his seven wins tied for third among NL rookies, trailing only Jacob deGrom and Chase Anderson (9 each).
- 🏆 His 36 strikeouts through his first five career games (June 3-30) were most by any Padres player to begin a career...according to STATS, his total also tied for eighth most since 1914 by a NL pitcher through his first five career games.
- 🏆 Earned seven wins through his first nine starts in the Majors, most in Padres history and tied for the third most by a Major League pitcher since 1914, behind only Boston's Booe Ferriss in 1945 and the White Sox John Whitehead in 1935, both of which had eight wins through nine career starts.
- 🏆 Had a 55.0-inning homerless streak from June 14 to Aug. 5, the fourth-longest homerless streak by a rookie in Padres history.
- 🏆 Hadn't pitched above High-A before the season started, but went 2-1 with a 2.20 ERA (8 ER in 32.2 IP) in his first 10 appearances (seven starts) at San Antonio (AA) to begin the season, before making his Major League debut on June 3 vs. San Diego.
- 🏆 Recorded a career-high nine strikeouts in 5.0 scoreless innings on June 30 vs. Cincinnati, including a stretch of seven consecutive outs recorded via strikeout, becoming the first Padres rookie to record seven consecutive outs via strikeout since at least 1974.

- Went 3-1 with a .172 opponents' average (15-for-87) and .230 slugging percentage in four July starts with San Diego, the lowest marks in franchise history during the month of July.
- Following the season, was acquired by Oakland with RHP R.J. Alvarez from San Diego in exchange for RHP Seth Streich and C Derek Norris.
- 2013:** Earned Florida State League midseason All-Star honors, going 2-1 with a 2.15 ERA (16 ER in 67.0 IP) and .218 opponents' average in 19 starts with Charlotte (A).
- Following the 2013 season, acquired by San Diego with LHP

Alex Torres from Tampa Bay in exchange for RHP Matt Andriese, RHP Brad Boxberger, RHP Matt Lollis, INF Logan Forsythe and INF Maxx Tissenbaum.

- 2012:** Went 2-2 with a 2.77 ERA (16 ER in 52.0 IP) in 14 starts in his pro debut with Hudson Valley (A)...named New York-Penn League Pitcher of the Week in consecutive weeks (Aug. 20-27).
- 2011:** Missed the entire season while recovering from Tommy John surgery, which was performed by Dr. James Andrews in 2010.

MISC NOTES

- Full name is **Jesse Allen Hahn**...resides in Groton, Conn., with wife, Jessica.
- Graduated from Fitch High School (Conn.), where he also played basketball for two years and football for one...in 40.1 innings pitched as a senior, went 5-1 with 65 strikeouts (14.6 K/9) and just six walks, with one no-hitter and three

one-hitters...set a state record by posting a 0.17 ERA (min. 35.0 IP)...earned Pitcher of the Year, all-state, all-area and All-Eastern Connecticut Conference honors.

- Attended Virginia Tech, where he pitched three seasons for the Hokies...enjoyed his best season as a junior (2010), going 5-4 with a 3.70 ERA in 13 starts.

CAREER PITCHING

YEAR	CLUB	W-L	ERA	G	GS	CG	SHO	SV	IP	H	R	ER	HR	HB	BB	SO	WP	BK	AVG
2012	Hudson Valley	2-2	2.77	14	14	0	0	0	52.0	38	18	16	+0	2	15	55	2	0	.199
2013	Charlotte	2-1	2.15	19	19	0	0	0	67.0	55	20	16	1	3	18	63	8	0	.218
	Gulf Coast Rays@	0-0	0.00	1	1	0	0	0	2.0	4	1	0	0	0	0	4	0	0	.364
2014	San Antonio	2-1	1.91	13	10	0	0	0	42.1	34	13	9	1	1	15	38	0	1	.221
	SAN DIEGO	7-4	3.07	14	12	0	0	0	73.1	57	26	25	4	4	32	70	4	0	.214
2015	OAKLAND	6-6	3.35	16	16	1	1	0	96.2	88	46	36	5	8	25	64	7	0	.238
2016	Nashville	1-7	4.32	15	15	0	0	0	66.2	72	36	32	4	3	34	46	3	0	.276
	OAKLAND	2-4	6.02	9	9	0	0	0	46.1	57	32	31	8	0	19	23	2	0	.313
2017	OAKLAND	3-6	5.3	14	13	0	0	0	69.2	78	46	41	4	3	27	55	2	0	.283
	Stockton@	0-0	3.38	1	1	0	0	0	5.1	4	2	2	1	0	1	4	1	0	.211
	Nashville@	2-0	4.32	6	5	0	0	0	25.0	28	14	12	1	0	14	18	4	0	.289
2018	Surprise@	0-0	0.00	2	1	0	0	0	2.0	1	0	0	0	0	0	2	0	0	.167
	Northwest Arkansas@	0-0	0.00	3	2	0	0	0	3.1	2	0	0	0	0	1	2	0	1	.200
	Omaha@	0-0	0.00	1	0	0	0	0	0.2	1	0	0	0	0	0	2	0	0	.333
2019	Surprise@	0-0	0.00	1	1	0	0	0	1.0	1	0	0	0	0	0	2	0	0	.250
	Wilmington@	0-1	3.38	3	2	0	0	0	2.2	2	1	1	0	0	2	4	1	0	.222
	KANSAS CITY	0-1	13.5	6	0	0	0	0	4.2	7	7	7	1	0	6	7	0	0	.333
	Minor League Stats	9-12	2.93	79	71	0	0	0	270.0	242	105	88	8	10	101	238	20	1	.238
Major League Stats		18-21	4.33	59	50	1	1	0	290.2	287	157	140	22	15	109	219	15	0	.257

@ - Minor League Injury Rehab

CAREER TRANSACTIONS

- 2010 Selected by the Tampa Bay Rays in the sixth round of the First-Year Player Draft...signed by Lou Wieben (Rays)
- 2014 Acquired by the San Diego Padres with RHP Alex Torres from Tampa Bay for RHP Matt Andriese, RHP Brad Boxberger, RHP Matt Lollis, INF Logan Forsythe and INF Maxx Tissenbaum, Jan. 22
- Acquired by the Oakland Athletics with RHP R.J. Alvarez from San Diego for RHP Seth Streich and C Derek Norris, Dec. 18
- 2015 Placed on the 15-day Injured List (right forearm strain), July 11...transferred to the 60-day IL, Sept. 1...reinstated, Nov. 3
- 2016 Placed on the 15-day Injured List (strained right shoulder), Aug. 5...reinstated, Sept. 1
- 2017 Placed on the 10-day Injured List (strained right triceps), May 27...reinstated, June 6
- 2018 Acquired by the Kansas City Royals with RHP Heath Fillmyer from Oakland for LHP Ryan Buchter, INF/OF Brandon Moss and cash considerations, Jan. 29
- Placed on the 60-day Injured List (sprained right UCL), March 6...reinstated Nov. 2
- 2019 Placed on the 60-day Injured List (recovery from right elbow procedure, Feb. 13...resinstated Sept. 3
- Signed by the Kansas City Royals as a Major League free agent, Dec. 13

CAREER BATTING/FIELDING

	Avg.	AB	H	HR	RBI	Position	Pct.	G	TC	PO	A	E	DP
MLB Totals	.077	26	2	0	1	Pitcher	.940	45	5	16	31	3	2

SINGLE GAME BESTS

STRIKEOUTS (STARTER)

- 9 June 30, 2014 vs. CIN
- 8 June 24, 2014 @ SF

STRIKEOUTS (RELIEVER)

- 3 Aug. 31, 2014 vs. LAD
- April 7, 2017 @ TEX

INNINGS PITCHED (STARTER)

- 9.0 May 25, 2015 vs. DET (CG)
- 8.0 April 25, 2017 @ LAA

INNINGS PITCHED (RELIEVER)

- 6.0 April 7, 2017 @ TEX
- 2.0 Aug. 31, 2014 vs. LAD

WINNING STREAK

- 4 June 14-30, 2014

COMPLETE GAME/SHUTOUT

- May 25, 2015 vs. Detroit



NICK HEATH

#73 🏆 OUTFIELDER

BATS
LEFTTHROWS
LEFTHEIGHT
6-1WEIGHT
190

BORN: NOV. 27, 1993 | ATLANTA, GA. | DD AGE: 26

DRAFTED: 16TH ROUND, 2016 | MLB SERVICE: 0 DAYS

2019 SEASON

- 🏆 Opened the year at Northwest Arkansas (AA), but was promoted to Omaha (AAA) on July 27 and finished the season with the Storm Chasers...batted .255 (104-for-408) with 14 doubles, eight triples, eight homers and 72 runs scored between his two stops.
- 🏆 Led all minor league players with 60 stolen bases...his total was the highest by a Royals' minor league player since Terrance Gore swiped 68 bags with Lexington (A) in 2013.
- 🏆 Stole 50 bases in 84 games with the Naturals, ranking second in the Texas League to teammate Khalil Lee (53)...also ranked tied for sixth in the league in triples (7).
- 🏆 Following the All-Star break, batted .292 (38-for-130) with

five doubles, three triples, six homers and 23 runs scored over his final 32 games with Northwest Arkansas (June 27-July 26).

- 🏆 Recorded a career high four thefts on May 20 at Arkansas, which matched the franchise record held by Derrick Robinson (April 26, 2010 and Aug. 24, 2011).
- 🏆 Collected his first multi-homer contest against the Travelers on July 2, hitting a pair of solo shots in Northwest Arkansas' 9-8 victory in 12 innings.
- 🏆 Had two stints on the Injured List, April 30-May 9 with Northwest Arkansas and Aug. 27-end of the year with Omaha.

HONORS AND AWARDS

- 🏆 2018 Willie Wilson Baserunner of the Year

- 🏆 2018 Arizona Fall League All-Prospect Team

CAREER HIGHLIGHTS

- 🏆 **2018:** Earned the Willie Wilson Baserunner of the Year award, which recognizes the top baserunner in the organization...led all Royals' farmhands with 39 steals, including 29 at Wilmington (A+), which ranked second in the Carolina League despite playing just 54 games there.
- 🏆 Opened the year at Wilmington, but was assigned to Northwest Arkansas on July 18, playing his final 36 contests at the Double-A level...batted a combined .274 (82-for-299) with 11 doubles, four triples, two homers and 59 runs scored in 90 games total.
- 🏆 Named to the Arizona Fall League Top Prospects Team,

batting .338 (26-for-77) with a .427 on-base percentage, while leading the AFL in steals (13) and runs scored (21).

- 🏆 **2017:** Ranked fifth among Royals farmhands with 25 steals, despite missing five weeks due to injury.
- 🏆 Opened the year with Lexington (A) and also played four games with Surprise (Rookie), before finishing the season at Wilmington...hit a combined .253 (62-for-245) with eight doubles and a homer in 66 games at his three stops.
- 🏆 **2016:** With Idaho Falls (Rookie), led the Pioneer League with 36 stolen bases – 10 more than any other player – despite playing in just 62 games.

MISC NOTES

- 🏆 Full name is **Nicholas James Heath**...resides in Milford, Kan., during the offseason.
- 🏆 Attended Northwestern State University (LA), where he set the school's single-season record with 35 steals in 42 attempts (83.3 percent) in 2016...ranks third in NSU history with 75

stolen bases...during his senior season, led the team with 43 runs scored and recorded a career-high 27 RBI to earn All-Southland Conference Third Team honors.

- 🏆 Graduated from Junction City High School (Kan.).

CAREER BATTING

YEAR	CLUB	AVG	G	AB	R	H	2B	3B	HR	RBI	SAC	SE	HP	BB	SO	SB	CS	OBP	SLG	E
2016	Idaho Falls	.291	62	230	39	67	8	4	2	28	2	2	1	21	61	36	10	.350	.387	12
2017	Lexington	.400	2	5	1	2	0	0	0	1	0	0	0	0	1	1	0	.400	.400	0
	Surprise	.250	4	16	3	4	1	0	0	3	0	0	0	3	2	3	0	.368	.313	0
	Wilmington	.250	60	224	27	56	7	0	1	12	3	1	1	19	59	21	8	.310	.295	3
2018	Wilmington	.284	54	194	37	55	8	1	2	20	5	1	2	35	65	29	9	.397	.366	1
	Northwest Arkansas	.257	36	105	22	27	3	3	0	7	6	1	0	13	33	10	0	.336	.343	2
2019	Northwest Arkansas	.255	84	330	55	84	10	7	6	27	5	1	0	39	116	50	9	.332	.382	5
	Omaha	.256	21	78	17	20	4	1	2	9	0	1	1	17	27	10	4	.392	.410	2
Minor League Totals		.266	323	1182	201	315	41	16	13	107	21	7	5	147	364	160	40	.348	.361	25

CAREER TRANSACTIONS

- 2016 Selected by the Kansas City Royals in the 16th round of the First-Year Player Draft...signed by Travis Ezi



CARLOS HERNÁNDEZ

#71 🏆 RIGHT-HANDED PITCHER

BATS
RIGHTTHROWS
RIGHTHEIGHT
6-4WEIGHT
250

BORN: MARCH 11, 1997 | GUAYANA, VENEZUELA | OD AGE: 23

SIGNED: INTERNATIONAL FREE AGENT, JULY 19, 2016 | MLB SERVICE: 0 DAYS

2019 SEASON

- 👑 Pitched at three different levels, finishing the year at Lexington (A), after also spending time with Rookie-level Surprise and Burlington...combined to go 3-5 with a 5.31 ERA (34 ER in 57.2 IP) and 68 strikeouts.
- 👑 Did not make his season debut until June 21, after missing the final three weeks of action in 2018.
- 👑 Dropped his first four decisions of the year, pitching to a 9.10 ERA (30 ER in 29.2 IP) over his first 12 starts (June 21-Aug. 5)...however, he allowed two earned runs or fewer in each of

his last five starts – all with Lexington – going 3-1 with a 1.29 ERA (4 ER in 28.0 IP).

- 👑 Held left-handed batters to a .243 average (17-for-70) for the season, allowing just three home runs.
- 👑 Recorded a season-high nine strikeouts over 4.1 innings vs. Danville on July 13, taking a no-decision in Burlington's 5-2 victory...marked his fifth professional start with nine strikeouts or more.

CAREER HIGHLIGHTS

- 👑 **2018:** Pitched the entire year with Lexington, going 6-5 with a 3.29 ERA (29 ER in 79.1 IP) in 15 starts...collected a career high 82 strikeouts.
- 👑 Did not allow an earned run in three consecutive starts (June 29-July 9), recording 7.0 innings in each outing...held opponents to a .134 average (9-for-67) in those starts with 20 strikeouts in 21.0 innings.
- 👑 Recorded a career-high 12 strikeouts in a 2-1 win over

Greensboro on July 9...also collected nine strikeouts on May 12 vs. Greenville and May 23 vs. Rome.

- 👑 **2017:** Spent his first professional season with Burlington (Rookie), going 1-4 with a 5.49 ERA (38 ER in 62.1 IP) in 11 starts (12 appearances).
- 👑 Held left-handed batters to a .222 average (22-for-99), while righties hit .296 against him (42-for-145).

MISC NOTES

- 👑 Full name is **Carlos Eduardo Hernández**...resides in San Felix, Venezuela during the offseason.

CAREER PITCHING

YEAR	CLUB	W-L	ERA	G	GS	CG	SHO	SV	IP	H	R	ER	HR	HB	BB	SO	WP	BK	AVG
2017	Burlington	1-4	5.49	12	11	0	0	0	62.1	64	45	38	6	9	27	62	7	3	.266
2018	Lexington	6-5	3.29	15	15	0	0	0	79.1	71	36	29	7	4	23	82	3	0	.236
2019	Surprise	0-2	7.36	5	5	0	0	0	11.0	14	9	9	1	0	3	12	2	0	.304
	Burlington	0-0	9.28	3	3	0	0	0	10.2	11	13	11	1	1	12	13	3	0	.262
	Lexington	3-3	3.50	7	7	0	0	0	36.0	34	16	14	5	0	9	43	4	0	.250
Minor League Totals		10-14	4.56	42	41	0	0	0	199.1	194	119	101	20	14	74	212	19	3	.253

CAREER TRANSACTIONS

- 2017 Signed by the Kansas City Royals as an International free agent, July 19...signed by Joelvis Gonzalez and Orlando Estevez



TIM HILL

#54 LEFT-HANDED PITCHER

BATS
RIGHTTHROWS
LEFTHEIGHT
6-4WEIGHT
200

BORN: FEB. 10, 1990 | MISSION HILLS, CALIF. | OD AGE: 30

SELECTED: 32ND ROUND, 2014 | MLB SERVICE: 1 YEAR, 112 DAYS

2019 SEASON

- Made the Opening Day roster for the second straight season, but was optioned to Omaha (AAA) on April 9, after five appearances, four of which were scoreless...had two other stints in the big leagues, April 22-24 and June 23-end of the season.
- Went 2-0 with a save and a 3.28 ERA (13 ER in 35.2 IP) over his final 40 appearances of the year (June 23-on).
- His .217 opponents' average (31-for-143) overall, ranked sixth among American League left handers (min. 40 appearances), trailing only Colin Poche (.181), Zack Britton (.182), Aaron Bummer (.184) Aroldis Chapman (.184) and Jake Diekman (.215).
- Held left-handed batters to a .186 average (11-for-59) with the Royals, including .111 (3-for-27) from Aug. 9 through season's end.
- His 1.59 ERA (4 ER in 22.2 IP) in 25 appearances vs. American League Central teams ranked fourth in the Majors (min. 20 appearances).
- Inherited 50 base runners in 46 appearances, fourth most in the Majors, and stranded 34 of them (68.0%), including 13

straight over eight appearances from Sept. 5-18.

- His groundball rate of 57.3% ranked eighth among American League pitchers (min. 40 appearances).
- His wins with the Royals came on July 23 at Atlanta (0.1 IP) and Aug. 28 vs. Oakland (2.0 IP).
- Recorded his only big league save of the season on Sept. 7 at Miami in a 7-2 triumph, in which he inherited a two-on, one-out jam in the eighth inning of a 6-2 game, but recorded the final five outs to secure the win.
- Had a season-long streak of nine consecutive scoreless outings (7.0 IP) from Sept. 5-21, in which he had 10 strikeouts and allowed just one hit and one walk...retired 16 consecutive batters over eight appearances from Sept. 7-21, including eight strikeouts.
- Struck out five consecutive batters (all swinging) over four appearances from Sept. 10-14.
- Made 22 appearances with Omaha from April 26-June 23, in which he posted a 1.82 ERA (5 ER in 24.2 IP) with a .239 opponents' average (22-for-92)...also collected two saves in five appearances with the Storm Chasers between April 9-21.

HONORS AND AWARDS

- First MLB save: June 22, 2018 at Houston

- First MLB win: June 2, 2018 vs. Oakland

CAREER HIGHLIGHTS

- 2018: Made his first Opening Day roster after being added to the 40-man roster during the previous offseason.
- Led American League rookies with 70 appearances, which were second-most by a Royals rookie, behind only Kelvin Herrera's 76 appearances in 2012.
- Did not allow a hit over his first seven appearances (6.2 IP), which was one appearance shy of matching the Major League record held by Jonathan Sanchez (2006) and Garry Roggenburk (1963), according to Elias Sports Bureau.
- Inherited an American League high 51 baserunners, allowing just 15 to score (29.4%), for the sixth-best rate in the AL (min. 40 inherited runners).
- His 62.5% groundball rate ranked third among American League relievers, trailing only Zach Britton (72.1%) and teammate Kevin McCarthy (65.2%)...his 4.47 groundball-to-flyball ratio ranked second to Britton (6.67).
- Held left-handed batters to a .230 average (17-for-74) with just two extra-base hits...lefties hit just .204 against him (11-for-54) through Aug. 20...among MLB hurlers that faced at least 80 left-handed batters, only Taylor Rogers (0) and Shohei Ohtani (1) allowed fewer extra-base hits.
- 2017: Made 40 appearances combined between Wilmington (A) and Northwest Arkansas (AA), going 1-2 with a 4.26

ERA (35 ER in 74.0 IP)...set career highs in innings and strikeouts (84).

- Ranked second among Texas League relievers with a 9.78 K/9 ratio (75 K in 69.0 IP) and had the fifth-lowest BB/9 (2.22).
- Allowed just two home runs in 74.0 innings (0.24 HR/9), including a homerless streak of 50.2 innings from May 26-Aug. 30.
- Held left-handed batters to a .175 average (18-for-103) and just four extra-base hits (.214 SLG).
- 2016: Opened the year with Wilmington (A), before making his Double-A debut with Northwest Arkansas on May 19...combined to go 2-4 with a 3.43 ERA (24 ER in 63.0 IP) and 62 strikeouts (8.9 K/9) in 44 appearances.
- 2015: Diagnosed with colon cancer prior to the season and did not pitch professionally.
- 2014: Made his professional debut, going 3-1 with a 1.64 ERA (4 ER in 22.0 IP) and 30 strikeouts (12.3 K/9) in 20 appearances between Idaho Falls (Rookie) and Lexington (A).
- Held opponents scoreless in 17 of his 20 outings...after suffering the loss, allowing two runs, in his first appearance, surrendered just two earned runs over his final 19 outings (0.84 ERA).

MISC NOTES

- 🏠 **Timothy Hill** resides in Sylmar, Calif. during the offseason.
- 🏠 Attended Bacone College (Okla.), where he was named NAIA Honorable Mention All-America in 2014, going 10-1 with a 1.89 ERA and 100 strikeouts...led the Sooner Athletic Conference in wins, ERA and strikeouts.

- 🏠 Graduated from Granada Hills HS in Granada Hills, Calif.
- 🏠 Participated in Royals FanFest in 2019 and 2020.

CAREER PITCHING

YEAR	CLUB	W-L	ERA	G	GS	CG	SHO	SV	IP	H	R	ER	HR	HB	BB	SO	WP	BK	AVG
2014	Idaho Falls	1-1	2.35	5	0	0	0	0	7.2	3	2	2	1	0	2	12	0	0	.115
	Lexington	2-0	1.26	15	0	0	0	8	14.1	4	2	2	1	2	7	18	0	0	.087
2015		Did Not Pitch - Injured																	
2016	Wilmington	0-2	4.42	13	0	0	0	0	18.1	19	9	9	3	4	7	14	1	0	.279
	Northwest Arkansas	2-2	3.02	31	0	0	0	1	44.2	41	17	15	6	0	17	48	0	1	.246
2017	Northwest Arkansas	1-2	4.17	36	0	0	0	4	69.0	76	36	32	2	1	19	75	2	0	.286
	Wilmington	0-0	5.40	4	0	0	0	0	5.0	6	3	3	0	0	5	9	0	0	.279
2018	KANSAS CITY	1-4	4.53	70	0	0	0	2	45.2	46	28	23	4	2	14	42	0	0	.257
2019	KANSAS CITY	2-0	3.63	46	0	0	0	1	39.2	31	17	16	4	4	13	39	0	0	.217
	Omaha	1-1	2.12	27	0	0	0	3	29.2	26	7	7	2	2	6	30	0	0	.236
Minor League Totals		7-8	3.34	131	0	0	0	16	188.2	175	76	70	15	9	63	206	3	1	.246
Major League Totals		3-4	4.11	116	0	0	0	3	85.1	77	45	39	8	6	27	81	0	0	.239

CAREER TRANSACTIONS

2014 Selected by the Kansas City Royals in the 32nd round of the First-Year Player Draft...signed by Chad Lee

CAREER FIELDING

Position	Pct.	G	TC	PO	A	E	DP
Pitcher	.960	116	25	3	21	1	1

SINGLE GAME BESTS

STRIKEOUTS

3 (5x) Last: Aug. 28, 2019 vs. OAK

INNINGS

2.0 (6x) Last: Aug. 28, 2019 vs. OAK

ROYALS LARGEST COME-FROM-BEHIND WINS

Deficit	Date	Opponent	Situation	Inning	Final
9 runs	June 15, 1979	at Milwaukee	Down 11-2	4th	14-11
7 runs	September 6, 1978	at Oakland	Down 7-0	4th	11-8 (12 inn)
7 runs	June 7, 1984	Seattle	Down 7-0	3rd	9-8
7 runs	July 17, 1991	Baltimore	Down 7-0	4th	9-8 (15 inn)
7 runs	July 16, 1999	at Milwaukee	Down 7-0	2nd	12-10
7 runs	June 26, 1999	Cleveland	Down 7-0	3rd	11-7
7 runs	June 8, 2006	Texas	Down 11-4	3rd	16-12
7 runs	June 22, 2008	San Francisco	Down 10-3	5th	11-10

ROYALS LARGEST BLOWN LEADS

Deficit	Date	Opponent	Situation	Inning	Final
9 runs	August 23, 2006	Cleveland	Led 10-1	1st	lost 15-13
8 runs	June 18, 1993	at Oakland	Led 8-0	2nd	lost 10-9
8 runs	July 3, 1999	at Cleveland	Led 8-0	2nd	lost 9-8
7 runs	May 14, 1983	Detroit	Led 7-0	2nd	lost 11-10
7 runs	May 20, 1985	at Texas	Led 7-0	5th	lost 8-7
7 runs	June 8, 1995	at Texas	Led 8-1	8th	lost 10-9 (10 inn)
7 runs	April 27, 2003	at Toronto	Led 8-1	4th	lost 10-9



JAKOB JUNIS

#65 RIGHT-HANDED PITCHER

BATS
RIGHT

THROWS
RIGHT

HEIGHT
6-3

WEIGHT
220

BORN: SEPT. 16, 1992 | JACKSONVILLE, ARK. | DD AGE: 27

SELECTED: 29TH ROUND, 2011 | MLB SERVICE: 1 YEAR, 87 DAYS

2019 SEASON

- 👑 Made a career-high 31 starts and matched a career high with 164 strikeouts (also 2018), despite not pitching in KC's last 12 games of the season (last start was Sept. 15).
- 👑 Won nine games for the third consecutive season, becoming just the fourth Royal to reach at least nine wins in each of his first three seasons in the Majors, joining Mark Gubicza (1984-86), Rich Gale (1978-80) and Dick Drago (1969-71).
- 👑 He's the first pitcher in the Majors to win at least nine games in each of his first three seasons since Masahiro Tanaka from 2014-16...the last pitcher younger than Junis to do it was Gerrit Cole from 2013-15.
- 👑 Surrendered 31 home runs in 31 starts, tied for the sixth most in the American League, and one shy of his career high of 32 set in 2018.
- 👑 He's the fourth Royals pitcher to record at least an 8.0 K/9 (min. 162.0 IP) in consecutive seasons, joining Zack Greinke (2008-09), Kevin Appier (1994-96) and Tom Gordon (1989-90).
- 👑 He's one of five qualifying pitchers in the American League with a K/9 of 8.0 or better and a BB/9 of 3.0 or better in each of the last two seasons, joining Justin Verlander, Gerrit Cole, Matthew Boyd and José Berrios.
- 👑 Led the Royals with 164 strikeouts, 115 of which (70.1%) came via his slider, the fourth most strikeouts on sliders in the

Majors, trailing Patrick Corbin (161), Justin Verlander (127) and Matthew Boyd (118).

- 👑 Had a career-high 10 strikeouts on July 15 vs. the White Sox, all of which came on his slider...in the Statcast Era (since 2015), only three pitchers have struck out more than 10 on sliders in a game: Jon Gray (12 on Sept. 17, 2016), Francisco Liriano (11 on May 24, 2015) and Chris Archer (11 on June 2, 2015)...Junis was the first to record double-digit strikeouts on sliders in a game since Patrick Corbin on June 22, 2018.
- 👑 Allowed two earned runs or fewer in six of eight starts from June 11-July 20, a stretch in which he had a 3.61 ERA (19 ER in 47.1 IP).
- 👑 Held opponents to one hit or fewer with runners in scoring position in 22 of his 31 starts, including eight straight from April 19-May 30.
- 👑 Allowed a season-high six hits in scoring situations on June 5 vs. Boston, but held opponents to a .182 average (12-for-66) with RISP over his next 15 starts from June 11-Aug. 28, the best mark in the American League during that time.
- 👑 Held opponents to 0-for-19 with eight strikeouts in scoring situations, starting on July 2 and ending with a Mike Freeman RBI single in the third inning on July 26 vs. Cleveland.
- 👑 His wife, Brianne, gave birth to their third child, Jett Lloyd, on July 23.

HONORS AND AWARDS

- 👑 2017 Omaha Pitcher of the Year
- 👑 First MLB win: May 9, 2017 at Tampa Bay
- 👑 2016 Northwest Arkansas Pitcher of the Year
- 👑 2016 Texas League midseason/postseason All-Star

CAREER HIGHLIGHTS

- 👑 Entered the season with 27 career victories, among Major League pitchers who have debuted since 2017, his 27 wins are tied for third most, trailing only National League hurlers: Kyle Freeland (31) and Luis Castillo (28).
- 👑 **2018:** Made the Opening Day roster for the first time and led the club in starts (30), innings (177.0) and strikeouts (164).
- 👑 Posted a 2.19 walk rate (43 BB in 177.0 IP), which ranked eighth among qualifying American League starters...enjoyed a streak of 118 consecutive batters faced without issuing a walk, from Aug. 17 to Sept. 16.
- 👑 Set a single-season franchise record with 15 hit batsmen, topping Jeremy Guthrie's (14) 2014 total...hit three batters in a game twice - April 9 vs. Seattle and July 2 vs. Cleveland.
- 👑 Surrendered 32 home runs, which were third-most in the Majors behind Baltimore's Dylan Bundy (41) and former Royal James Shields (33)...however, he allowed just six homers over his final 10 starts (61.0 IP)...allowed 22 home runs at Kauffman Stadium, setting a club record.
- 👑 Matched a franchise record, allowing five home runs in his April 26 start vs. the White Sox, matching Chris Young (May 9, 2016 at Yankees) and Sean O'Sullivan (May 28, 2011 at Texas)...it was the first time any pitcher has allowed five

home runs in a game at Kauffman Stadium.

- 👑 Opened the season with 16.0-straight scoreless innings, marking the fourth-longest streak to begin a year in club history, behind only: Zack Greinke (24.0 IP) in 2009, Wade Davis (22.0 IP) in 2015 and Danny Jackson (18.0 IP) in 1985.
- 👑 **2017:** In his first big league campaign, went 9-3 with a 4.30 ERA (47 ER in 98.1 IP) in 20 appearances and 16 starts...his nine wins were one shy of the Angels' Parker Bridwell (10) for most among AL rookies and the most by a Royals rookie since the late Yordano Ventura won 14 games in 2014.
- 👑 According to *Elias*, became the first Royals rookie to win at least two starts and two game in relief since Tom Gordon (1989)...went 7-3 in his 16 starts and 2-0 in his four relief appearances.
- 👑 Went 3-0 with a 3.43 ERA (17 ER in 44.2 IP) in nine appearances (seven starts) at home...became the first KC rookie to go 3-0 or better at home since Greg Holland went 4-0 at Kauffman in 2011.
- 👑 Issued just 20 walks in 93.0 innings for the fifth-best walk rate in the American League (1.94 BB/9)...from July 24-Sept. 4, issued just two walks over seven big league appearances (five starts), spanning 33.1 innings.

- Named Royals Pitcher of the Month for August, going 3-0 with a 2.96 ERA (9 ER in 27.1 IP), which was tops among AL rookies for the month (min. 4 starts)...became the fifth KC rookie to go 3-0 or better in a calendar month and first since Kevin Appier (5-0 in August 1990).
- Won five consecutive decisions over eight starts from Aug. 6 to Sept. 20, going 5-0 with a 2.42 ERA (13 ER in 48.1 IP), with five walks and 38 strikeouts...his eight straight starts without a loss matched the second-longest streak by a Royals rookie, trailing only Dennis Leonard (10 straight) in 1975, according to Stats Inc.
- Also made 12 starts at Omaha (AAA), going 3-5 with a 2.92 ERA (23 ER in 71.0 IP) to earn the club's Pitcher of the Year honors.
- Matched his minor league career high with 12 strikeouts over 7.0 scoreless innings on May 26 at Nashville, tying for the most by an Omaha pitcher since the club moved to the Pacific Coast League in 1998.

- 2016: Named Northwest Arkansas (AA) Pitcher of the Year, posting the third-best ERA (3.25) in the Texas League...also ranked fourth in the league in WHIP (1.15), tied for fourth in wins (9), sixth in strikeouts (117) and tied for 10th in starts (21).
- Pitched a 1-2-3 fourth inning in the Texas League All-Star Game in Springfield, Mo., recording a pair of strikeouts... also named a postseason All-Star.
- 2015: Ranked among the Carolina League (A) leaders in several categories: tops in innings (155.2), second in strikeouts (123), tied for second in starts (26), third in WHIP (1.12) and fourth in opponents' average (.251).
- 2014: Named Lexington (A) Pitcher of the Year, finishing eighth in the South Atlantic League in innings (136.0), tied for ninth in wins (9) and 10th in WHIP (1.28).
- 2013: Finished eighth in the Pioneer League (Rookie) in strikeouts (55) in his first full professional season...tallied a career-best 12 strikeouts over 7.0 innings on Aug. 13 in a 3-1 loss to Billings.

MISC NOTES

- Full name is **Jakob Benjamin Lee Junis**...resides in Scottsdale, Ariz., with his wife, Brianne, daughter, Nelly and sons, Jones and Jett.
- Graduated from Rock Falls High School (Ill.), where he earned all-state honors in baseball and basketball as a senior...posted a 1.10 ERA with 93 strikeouts in 51.0 innings

and also hit .485 with 54 RBI in his final year.

- Played in tournaments in Japan and Puerto Rico with high school all-star teams.
- Bypassed a scholarship to play baseball at North Carolina State University when he signed with the Royals.

CAREER PITCHING

YEAR	CLUB	W-L	ERA	G	GS	CG	SHO	SV	IP	H	R	ER	HR	HB	BB	SO	WP	BK	AVG
2012	Burlington	2-2	4.15	7	6	0	0	0	34.2	39	20	16	2	5	5	22	6	1	.283
2013	Idaho Falls	2-6	7.39	13	13	0	0	0	59.2	85	59	49	13	5	17	55	3	1	.328
2014	Lexington	9-8	4.30	26	22	0	0	0	136.0	136	74	65	16	10	38	109	6	1	.262
2015	Wilmington	5-11	3.64	26	26	0	0	0	*155.2	145	71	63	11	6	29	123	8	1	.251
	Northwest Arkansas	0-1	9.00	1	1	0	0	0	4.0	7	5	4	0	1	1	3	0	0	.412
2016	Northwest Arkansas	9-7	3.25	21	21	0	0	0	119.0	110	48	43	12	6	27	117	6	1	.246
	Omaha	1-3	7.20	6	6	0	0	0	30.0	39	24	24	6	4	7	26	4	0	.320
2017	Omaha	3-5	2.92	12	12	0	0	0	71.0	61	24	23	6	2	15	86	1	0	.227
	KANSAS CITY	9-3	4.30	20	16	0	0	0	98.1	101	52	47	15	9	25	80	3	1	.264
2018	KANSAS CITY	9-12	4.37	30	30	1	0	0	177.0	182	94	86	32	15	43	164	9	0	.265
2019	KANSAS CITY	9-14	5.24	31	31	0	0	0	175.1	192	108	102	31	11	58	164	4	0	.276
Minor League Totals		31-43	4.23	112	107	0	0	0	610.0	622	325	287	66	39	139	541	34	5	.265
Major League Totals		27-29	4.69	81	77	1	0	0	450.2	475	254	235	78	35	126	408	16	1	.269

*-Led league

CAREER TRANSACTIONS

- 2011 Selected by the Kansas City Royals in the 29th round of the First-Year Player Draft...signed by Scott Melvin
- 2018 Placed on the 10-day Injured List (lower back inflammation), July 8...reinstated July 21
- 2019 Placed on the Paternity Leave List, July 24...reinstated July 26

CAREER BATTING/FIELDING

	Avg.	AB	H	HR	RBI	Position	Pct.	G	TC	PO	A	E	DP
MLB Totals	.000	7	0	0	0	Pitcher	.946	81	56	21	32	3	2

SINGLE GAME BESTS

STRIKEOUTS (STARTER)

- 10 July 15, 2019 vs. CWS
- 9 June 3, 2018 vs. OAK

STRIKEOUTS (RELIEVER)

- 3 Aug. 18, 2017 vs. CLE

INNINGS PITCHED (STARTER)

- 9.0 Aug. 28, 2018 vs. DET
- 8.0 (3x) Last: Sept. 10, 2018 vs. CWS

INNINGS PITCHED (RELIEVER)

- 2.1 Aug. 18, 2017 vs. CLE

WINNING STREAK

- 6 July 24-Sept. 20, 2017
- 4 Aug. 28, 2018-March 30, 2019

COMPLETE GAMES

- Aug. 28, 2018 vs. Detroit



BRAD KELLER

#56 🏆 RIGHT-HANDED PITCHER

BATS
RIGHT

THROWS
RIGHT

HEIGHT
6-5

WEIGHT
250

BORN: JULY 27, 1995 | SNELLVILLE, GA. | OD AGE: 24

ACQUIRED: TRADE WITH CINCINNATI, DEC. 14, 2017 | MLB SERVICE: 2 YEARS

2019 SEASON

- 🏆 Made 28 starts in his second season with the Royals, setting career highs in starts (28), innings (165.1), strikeouts (122) and losses (14).
- 🏆 Did not pitch in the team's last 30 games, after allowing five runs in a season-low 1.1 innings on Aug. 26 vs. Oakland.
- 🏆 His 14 losses teammate Jakob Junis (among others) for third most in the Majors.
- 🏆 His 3.81 run support average (70 runs in 165.1 IP) was the second lowest among qualifying Major League starters, trailing only Miami's Sandy Alcantara (3.05).
- 🏆 Held opponents to a .216 average (27-for-125) with runners in scoring position, fifth best among qualified starters in the American League...it was the lowest mark by a Royal since Edinson Volquez's .202 average in 2015.
- 🏆 Allowed just 15 home runs in 165.1 innings (0.82 HR/9), the third-lowest rate in the Majors, higher than only Charlie Morton (0.69) and Mike Soroka (0.72).
- 🏆 Induced 22 ground-ball double plays, which tied for sixth most in the Majors, despite making only 28 starts and not appearing in a game after Aug. 26.
- 🏆 His 51.2% groundball rate ranked second highest in the American League, trailing only Brett Anderson (55.5%).
- 🏆 Earned Royals Pitcher of the Month honors in July after leading the team with three wins and a 2.12 ERA (8 ER in 34.0 IP) in five starts, the best ERA in any calendar month of his career (20.0 IP)...he's won four of the last 10 Royals Pitcher of the Month Awards.
- 🏆 Tossed 7.0 scoreless innings and allowed just two hits in a 5-3 win vs. the White Sox on Opening Day, becoming the youngest in the Majors (at 23 years, 244 days) to win on Opening Day since José Fernández (21.243) in 2014, and the youngest in the American League since Félix Hernández (22.363) in 2009...became the first Royals starter of any age to win on Opening Day since Edinson Volquez in 2016.
- 🏆 He was the youngest in the Majors to record 7.0 innings and allow two hits or fewer on Opening Day since Bob Feller's

no-hitter (21 years, 165 days) at the White Sox in 1940.

- 🏆 Recorded at least 6.0 innings in each of his first four starts, which extended his streak (including to end 2018) at nine straight overall, which was the longest active streak in the Majors when it was snapped on April 17 in Chicago, because he was ejected in the sixth inning.
- 🏆 Had a career-high 10 strikeouts on April 12 vs. Cleveland, becoming the youngest Royal (23 years, 259 days) with a double-digit strikeout game since the late Yordano Ventura (22 years, 336 days) on May 5, 2014 at San Diego.
- 🏆 Allowed a home run to Cleveland's Tyler Naquin on April 12, his first since Aug. 31, 2018 to Baltimore's Cedric Mullins, snapping a streak of 54.0 consecutive homerless innings, which was the longest active streak in the Majors at the time, according to *Elías*.
- 🏆 Also had a homerless streak of 42.0 innings from April 22 to June 8, which ended when he surrendered a two-run shot to Chicago's Eloy Jiménez in the second inning.
- 🏆 Issued a Majors-most 41 walks in 65.0 innings (5.68 BB/9) in his first 11 starts through May 22, but walked just 29 batters in 110.1 innings (2.60 BB/9) in his last 17 starts from May 28 through season's end.
- 🏆 Matched a career high with 8.0 innings of one-run ball in a 4-1 win on July 13 vs. Detroit, in which he threw 82 of 104 pitches for strikes (78.8%)...it was the highest strike rate by a Royal (min. 100 pitches) since Baseball Reference pitch-count data is available (1988)...only two pitchers have topped that strike rate in a start (min. 100 pitches) in the last three seasons (since 2017): Max Scherzer (79.0%) on 100 pitches on May 31, 2017 and Kevin Gausman (80.4% on 107 pitches) on May 11, 2018.
- 🏆 On July 24 in Atlanta, which is less than 50 miles from his hometown of Flowery Branch, Ga., he recorded 7.0 shutout innings in a 2-0 win vs. the Braves and recorded his first career RBI, becoming the first American League pitcher to record an RBI in his home state since Nate Karns (born in Franklin, Pa.) had a solo homer on July 21, 2015 in Philadelphia.

HONORS AND AWARDS

- 🏆 2018 *Baseball America* MLB All-Rookie Team
- 🏆 2018 Bruce Rice Royals Pitcher of the Year

- 🏆 First MLB win: May 11, 2018 at Cleveland

CAREER HIGHLIGHTS

- 🏆 **2018:** Voted Bruce Rice Pitcher of the Year by the Kansas City chapter of the BBWAA, becoming the youngest Royal to earn the honor since Zack Greinke (20) in 2004.
- 🏆 His 3.08 ERA (48 ER in 140.1 IP) was eighth best in the American League (min. 140 IP) and first among AL rookies (min. 100 IP)...since 1977, only one pitcher in the American League has recorded more innings and a lower ERA in his first season: Michael Fulmer (3.06 ERA in 159 IP), in 2016, when he won AL Rookie of the Year.
- 🏆 Of the 151 pitchers selected in the Major League phase of the

Rule 5 Draft since its current system was adopted in 2006, he is one of four to have made at least 10 starts in the following season, including: Dylan Covey (12, White Sox in 2017), Luis Perdomo (20, Padres, 2016) and Carlos Monasterios (13, Dodgers, 2010)...among the group, his 3.08 ERA was by far the best, ahead of Monasterios (4.38).

- 🏆 Allowed just seven HR in 140.1 innings to mark the best HR/9 (0.45) in the American League (min. 100 IP) and third best in the Majors behind Carlos Martínez (0.38) and Jacob deGrom (0.41).

- Yielded just one HR in his first 29 outings (8 starts) and had a streak of 63.1 consecutive homerless innings from April 25-July 22, which was the longest streak in the Majors at the time it was snapped, according to Elias.
- Made his first 21 appearances in relief, in which he posted a 2.01 ERA (5 ER in 22.1 IP) and .207 opponents' average (17-for-82), including his Major League debut on Opening Day vs. the White Sox, a 1-2-3 sixth inning on 13 pitches.
- In 20 starts, he went 8-5 with a 3.28 ERA (43 ER in 118 IP), including eight starts (40%) in which he went at least 7.0 innings.
- Earned his first career win as a starter in a 2-0 victory vs. the Angels on June 25 (0 ER on 2 H in 7 IP), in which—at 22 years, 333 days—he became the youngest Royal to win a start since the late Yordano Ventura (22.326) on April 25, 2014... also became the youngest to throw 7.0 shutout innings in the American League since Chicago's Carlos Rodón (22.244) on Aug. 11, 2015, and the second Royal with a start of at least 7.0 shutout innings and two hits or fewer within his first five career starts, joining Mel Stottlemeier Jr. on Sept. 5, 1990.
- Tossed his first career complete game (8 IP) in a 1-0 loss on July 1 at Seattle...at 22 years, 339 days, he became the youngest Royal to record a complete game of at least 8.0 innings since Zack Greinke (21 years, 201 days) in a 3-1 loss at Toronto on May 10, 2005.
- Became the first rookie to earn Royals Pitcher of the Month honors three times in one season since Brian Bannister in 2007.

- His groundball rate (56.0%) ranked second in the American League (min. 100 IP), trailing only Marcus Stroman (63.3%).
- Induced 18 grounded into double plays, tied for fifth most in the American League, and second most by a Royal in his first Major League season, trailing only Rich Gale's 22 GDP in 1978.
- Acquired by the Royals on Dec. 14, 2017 from Cincinnati, who selected him from Arizona with the No. 5 pick in the Rule 5 Draft.
- 2017: Spent the season at Jacksonville (AA) in Arizona's organization...went 10-9 with a 4.68 ERA (68 ER in 130.2 IP) in 26 starts.
- Entered the year as the No. 7 prospect in the Diamondbacks' organization according to MLB.com and ranked eighth according to *Baseball America*.
- 2016: Spent the season with Visalia (A) in the California League...tied for seventh in the league in wins (9), tied for eighth in starts (24) and tied for fifth in WHIP (1.28).
- 2015: Pitched a career-high 142.0 innings with Kane County (A)...tied for third in the Midwest League with a 2.60 ERA (41 ER in 142.0 IP), sixth in WHIP (1.16) and 10th in innings.
- 2014: Opened the year with an 0-4 mark and a 7.53 ERA (24 ER in 28.2 IP) in his first seven starts with Missoula (Rookie)...went 6-0 with a 2.13 ERA (10 ER in 42.1 IP) over his final eight outings at three different levels.

MISC NOTES

- Full name is **Bradley Michael Keller**...resides in Flowery Branch, Ga.
- Graduated from Flowery Branch High School in 2013... named 2013 Georgia Region-8 5A All-Region First Team and Second-Team Pitcher of the Year...also a *Rawlings All-Southeast Region Honorable Mention*.

- Participated in several Royals community projects, including Home Run to Health, Play Ball Weekend and the PLAY Clinic...also participated in Royals FanFest the last two seasons (2019, 2020).

CAREER PITCHING

YEAR	CLUB	W-L	ERA	G	GS	CG	SHO	SV	IP	H	R	ER	HR	HB	BB	SO	WP	BK	AVG
2013	Arizona D-backs	7-3	2.22	13	12	0	0	0	56.2	53	22	14	2	2	26	61	5	0	.250
	Missoula	0-0	4.50	2	1	0	0	0	6.0	6	3	3	0	0	4	4	0	0	.261
2014	Missoula	1-4	6.95	8	8	0	0	0	33.2	50	31	26	6	3	18	30	13	1	.347
	Arizona D-backs	4-0	2.30	6	3	0	0	0	31.1	30	8	8	2	3	9	20	4	0	.265
	Hillsboro	1-0	0.00	1	1	0	0	0	6.0	1	0	0	0	0	1	8	1	0	.053
2015	Kane County	8-9	2.60	26	25	0	0	0	142.0	128	57	41	3	10	37	109	7	0	.243
2016	Visalia	9-7	4.47	24	24	0	0	0	135.0	147	73	67	13	2	26	99	12	0	.281
2017	Jackson	10-9	4.68	26	26	0	0	0	130.2	142	73	68	7	7	57	111	10	1	.279
2018	KANSAS CITY	9-6	3.08	41	20	1	0	0	140.1	133	50	48	7	2	50	96	8	0	.252
2019	KANSAS CITY	7-14	4.19	28	28	0	0	0	165.1	154	80	77	15	9	70	122	9	1	.247
Minor League Totals		40-32	3.77	106	100	0	0	0	541.1	557	267	227	33	27	178	442	52	2	.269
Major League Totals		16-20	3.68	69	48	1	0	0	305.2	287	130	125	22	11	120	218	17	1	.249

CAREER TRANSACTIONS

- 2013 Selected by the Arizona Diamondbacks in the eighth round of the First-Year Player Draft...signed by T.R. Lewis
- 2017 Selected by the Cincinnati Reds in the first round (5th overall) of the Rule 5 Draft, Dec. 14
- Acquired by the Kansas City Royals for future considerations, Dec. 14

CAREER BATTING/FIELDING

	Avg.	AB	H	HR	RBI	Position	Pct.	G	TC	PO	A	E	DP
MLB Totals	.182	11	2	0	1	Pitcher	.977	69	44	10	33	1	4

SINGLE GAME BESTS

STRIKEOUTS (STARTER)

- 10 April 12, 2019 vs. CLE
- 9 Aug. 2, 2018 @ CWS

STRIKEOUTS (RELIEVER)

- 2 (3x) Last: May 23, 2018 @ STL

INNINGS PITCHED (STARTER)

- 8.0 (4x) Last: July 13, 2019 vs. DET

INNINGS PITCHED (RELIEVER)

- 3.0 May 11, 2018 @ CLE
- 2.0 May 26, 2018 @ TEX

WINNING STREAK

- 4 June 30-July 24, 2019
- 3 Aug. 13-31, 2018

COMPLETE GAMES

- July 1, 2018 at Seattle (8.0 IP)



IAN KENNEDY

#31 🏆 RIGHT-HANDED PITCHER

BATS
RIGHT

THROWS
RIGHT

HEIGHT
6-0

WEIGHT
210

BORN: DEC. 19, 1984 | HUNTINGTON BEACH, CALIF. | OD AGE: 35

SIGNED: MAJOR LEAGUE FREE AGENT, JAN. 29, 2016 | MLB SERVICE: 10 YEARS, 124 DAYS

2019 SEASON

- 🏆 Selected as the Bruce Rice Pitcher of the Year by the Kansas City Chapter of the BBWAA.
- 🏆 Named Major League Baseball's recipient of the 2019 Bob Feller Act of Valor Award, an honor which recognizes players for their commitment to military families...he had previously been nominated for the award in 2017-18 and in 2015 with San Diego.
- 🏆 Recorded 30 saves in his first season in the bullpen, becoming the fifth Royals pitcher to record a 30-save season, joining Dan Quisenberry (5 times), Jeff Montgomery (5 times), Joakim Soria (3 times) and Greg Holland (3 times).
- 🏆 His 30 saves tied for fourth in the AL, trailing Roberto Osuna (38), Aroldis Chapman (37) and Brad Hand (34).
- 🏆 Of his 30 saves, a Major League-high 28 of them came from May 30 through season's end, including 19 saves after the All-Star break, two behind Carlos Martinez for the Majors lead.
- 🏆 Became the fourth pitcher since 1969 (when saves became an official stat) to record both a 20-win season (21 wins with Arizona in 2011) and a 30-save season, joining Dennis Eckersley (20 wins in 1978, 30-plus saves from 1988-93 and 1996-97), John Smoltz (24 wins in 1996, 30-plus saves from 2002-04) and Derek Lowe (21 wins in 2002, 42 saves in 2000).
- 🏆 His save percentage of 88.2 (30-for-34) ranked third in the American League, trailing only Ken Giles (95.8, 23-for-24) and Alex Colome (90.9, 30-for-33).
- 🏆 Held left-handed batters to a .226 average (28-for-124), but righties hit .298 (36-for-121).
- 🏆 Recorded the best K/9 rate of his career (10.4) and his best BB/9 rate (2.42) since 2012 (2.38).
- 🏆 Went 2-0 with 17 saves and a 2.43 ERA (10 ER in 37.0 IP) in 37 appearances at Kauffman Stadium, including a 20-outing

stretch from June 5-Sept. 1 in which he went 14-for-14 in save opportunities and allowed just one run in 18.2 innings (0.48 ERA).

- 🏆 Made his season debut on Opening Day vs. the White Sox with a scoreless eighth inning, his third career relief appearance and first since Sept. 23, 2009, snapping a streak of 277 starts.
- 🏆 Recorded his first career save on March 30 vs. the White Sox, his 293rd career appearance and just his fourth as a reliever.
- 🏆 Named Royals Pitcher of the Month for March/April, in which he held opponents scoreless in 10 of 12 appearances, posting a 1.32 ERA (2 ER in 13.2 IP)...also had 19 strikeouts (12.5 K/9), four behind the American League lead among relievers.
- 🏆 Selected Royals Pitcher of the Month for June, in which he recorded a 0.96 ERA (1 ER in 9.1 IP) with 12 strikeouts (11.9 K/9) in 10 appearances...he had eight saves in as many chances, matching three others for the Majors lead, which were most by a Royal in the month of June since Greg Holland's nine in 2015...faced 36 batters during the month and allowed just five hits and two walks (0.75 WHIP).
- 🏆 Had eight saves within a 12-game span from July 12-24, the most saves by a Royal within that short of a span since Greg Holland had eight saves within a 12-game span from July 30-Aug. 11, 2014 (*Elias*).
- 🏆 Had a homerless streak of 29.2 innings over 31 appearances from May 19-Aug. 16.
- 🏆 All three of his wins came in his last 14 appearances, including his first on Aug. 25 at Cleveland, where he allowed four runs on three hits—including two homers—turning an 8-4 lead into an 8-8 tie...earned the win following Ryan O'Hearn's go-ahead homer in the 10th

HONORS AND AWARDS

- 🏆 2019 Bruce Rice Royals Pitcher of the Year
- 🏆 First MLB save: March 30, 2019 vs. Chicago White Sox
- 🏆 2011 Tied for National League lead in wins (21)
- 🏆 2010 Arizona Diamondbacks' Most Valuable Pitcher
- 🏆 2007 New York Yankees' Kevin Lawn Award (Minor League Pitcher of the Year)

- 🏆 2007 MiLB.com Starting Pitcher of the Year
- 🏆 First MLB win: Sept. 1, 2007 vs. Tampa Bay
- 🏆 2007 *Baseball America* Minor League All-Star
- 🏆 2007 *Baseball America* Class High-A All-Star
- 🏆 2007 Florida State League midseason All-Star

CAREER HIGHLIGHTS

- 🏆 Signed a five-year contract on Jan. 29, 2016, which runs through the 2020 season.
- 🏆 Between 2010 and 2015, led the National League in starts (192), ranked third in innings (1175.0), fourth in strikeouts (1097) and tied for fifth in wins (74).
- 🏆 In his career after the All-Star break, he's 54-36 (.600) with a 3.70 ERA (308 in 749.1 IP) and is 19 for 20 in save opportunities...comparatively, he's 43-67 (.391) with a 4.39 ERA (496 ER in 1018 IP) and 11 for 14 in save opportunities before the break.
- 🏆 2018: Finished with three wins in 22 starts, his fewest since 2009 (1 IP), becoming the first Royal to win three games or fewer in 22 starts or more.
- 🏆 Royals offense supported him with one run or fewer in 11 of 22 starts...his 3.76 run support average (50 runs in 119.2 IP), was the 10th lowest in the American League (min. 100 IP).
- 🏆 Went 1-3 in his first seven starts, despite a 2.92 ERA (12 ER in 37 IP), including four starts of at least 6.0 innings and one run or fewer allowed.

- 👑 Exited after 3.0 innings with a right foot contusion (hit by comebacker) on April 24 vs. Milwaukee...failed to record a strikeout for the first time in 274 career appearances...it was the fourth-longest streak to begin a career, trailing only Dwight Gooden (349), Josh Beckett (335) and David Price (299).
- 👑 Placed on the 10-day Injured List on July 3 (retro to June 30) with a left oblique strain...reinstated on July 10...after pitching 3.0 innings in his July 10 start at Minnesota, returned to the IL with the same injury and was reinstated on Sept. 9.
- 👑 Held winless (0-8) over a 17-start stretch from April 12-Sept. 9, in which he had a 5.48 ERA (54 ER in 88.2 IP), 1.83 HR/9 (18 HR) and the Royals went 3-14...it was the longest single-season streak of winless starts in Royals history.
- 👑 Winless streak was snapped with back-to-back wins on Sept. 15 vs. Minnesota and Sept. 21 at Detroit.
- 👑 **2017:** Went 5-13 with a 5.38 ERA in 30 starts, the eighth straight season in which he made at least 30 starts.
- 👑 Set a franchise record, going winless in 18 straight home starts (Aug. 31, 2016-Sept. 8, 2017)...snapped the drought in his final outing of 2017, defeating Arizona, 2-1 on Sept. 29.
- 👑 Dropped his first six decisions (April 5-June 5), before winning four straight (June 16-July 26)...his six-straight losses to open the year tied for second most in Royals history, behind Wally Bunker who went 0-8 to start the 1970 season.
- 👑 Also dropped seven-straight decisions (Aug. 1-Sept. 24), which was the longest losing streak by a Royals pitcher since Kyle Davies dropped eight straight in 2011.
- 👑 Set season highs in innings (8.0) and strikeouts (10) in a no-decision against the Angels on April 16, a game the Royals won 1-0...it marked his eighth career start of 8.0 shutout innings and second as a Royal (also, Aug. 20, 2016 vs. Minnesota).
- 👑 **2016:** Matched a career-high with 33 starts, tied for fourth in the American League...ranked eighth among qualifying AL pitchers in hits per 9.0 innings (7.96), ninth in opponents' batting average (.236) and 10th in strikeouts (184).
- 👑 Held opponents to a .192 batting average (23-for-120) with runners in scoring position, fourth in the AL and sixth best in club history (min. 125 batters faced), the lowest by a Royal since David Cone (.150) in 1994.
- 👑 Named Royals Pitcher of the Month twice, in May and August...went 2-1 with a 3.24 ERA in six May starts and was 3-0 with a 1.86 ERA in six August outings.
- 👑 Went 3-0 with a 2.86 ERA (9 ER in 28.1 IP) in five starts vs. Minnesota, becoming the first Royals hurler to go 3-0 or better against the Twins (min. 5 starts) since Paul Splittorff in 1977.
- 👑 Recorded 29 strikeouts over a three-start stretch to match a career-high (also Aug. 22-Sept. 2, 2015)...this included a season-high 11 strikeouts vs. Houston on June 26.
- 👑 **2015:** Spent his final season with San Diego, going 9-15 and a 4.28 ERA (80 ER in 168.1 IP) with a .258 opponents' average in 30 starts.
- 👑 From June 1 on, he posted a 3.41 ERA (49 ER in 129.1 IP) with 137 strikeouts...his 9.53 strikeouts per 9.0 innings in that span ranked seventh in the NL.
- 👑 Prior to his start on July 31 in Miami, his wife, Alison, gave birth to their fourth child, Evelyn Nicole...Ian made the start that night, an 8-3 Padres win, unable to return to California due to weather.
- 👑 **2014:** Recorded a career high 207 strikeouts, tying him for fifth in the NL with Zack Greinke...became the fourth Padres pitcher (6th time) to record 200 or more strikeouts in a season and first since Jake Peavy (240) in 2007.
- 👑 Ranked fourth in the NL with 9.27 strikeouts per 9.0 innings, the sixth-best ratio by a starting pitcher in franchise history.
- 👑 Matched a career high and set a Padres season high with 12 strikeouts on May 12 vs. Miami...also hit his first career home run, a solo shot off Jacob Turner, becoming the sixth pitcher since 1985 to record 12 strikeouts and a homer in the same game.
- 👑 **2013:** Acquired by San Diego on July 31 from Arizona...combined to go 7-10 with a 4.91 ERA and 163 strikeouts in 31 starts.
- 👑 Served a 10-game suspension on June 27 for his role in an on-field incident at Dodger Stadium.
- 👑 **2012:** Tied for the National League lead with 33 starts, while ranking sixth in wins (15) and 10th in innings pitched (208.1 IP)...recorded nine victories after the All-Star break, tied for the NL lead.
- 👑 Had a career-best nine-game winning streak come to an end, 2-1 at Washington on May 3...his streak dated back to August 23, 2011.
- 👑 Walked 11 times in 62 plate appearances (.238 OBP), the most by a pitcher since Montreal's Steve Rogers (11) in 1982.
- 👑 Tripled with the bases loaded on July 23 vs. Colorado, collecting the seventh three-base hit by a pitcher in franchise history...his three RBI in that game were a career high.
- 👑 **2011:** Finished fourth in NL Cy Young Award voting, setting career highs in wins (21), starts (33) and ERA (2.88)...his .840 winning percentage was the best in the NL since 1999, when Mike Hampton went 22-4 (.846) with Houston.
- 👑 Became one of nine pitchers since 1950 to win 20 games, make 30 starts and suffer four losses or fewer, joining Preacher Row (1951), Whitey Ford (1961), Ron Guidry (1978), Dwight Gooden (1985), Roger Clemens (1986, 2001), Mike Hampton (1999) Pedro Martinez (2002) and Cliff Lee (2008).
- 👑 Went 10-0 against the National League West...became the third Arizona pitcher to win his first nine decisions against division foes, joining Curt Schilling (2002) and Brandon Webb (2008).
- 👑 Tied for the Major League lead with 12 wins after the All-Star break, matching Clayton Kershaw and Justin Verlander.
- 👑 Recorded first career shutout on April 25 vs. Philadelphia, allowing three hits with 10 strikeouts...became the third D'backs pitcher to record a shutout with three hits or fewer, no walks and 10 or more strikeouts and first since Randy Johnson (May 18, 2004 at Atlanta)...completed his shutout in two hours, four minutes, the exact time his daughter, Nora Rose, was born on the previous day (2:04).
- 👑 **2010:** Named the Most Valuable Pitcher by the Arizona Chapter of the BBWAA in his first full season with the club...ranked among the NL leaders in opponents' average (8th) and hits allowed per 9.0 innings (9th).
- 👑 Earned his first win with Arizona on April 29 at Wrigley Field (13-5), which was also his first Major League win since his debut on September 1, 2007.
- 👑 **2009:** Missed a majority of the season with an aneurysm near his right shoulder.
- 👑 Acquired by Arizona from the New York Yankees on December 8, in a three-team deal with Detroit.
- 👑 **2008:** Appeared in 10 games, making nine starts over four Major League stints with the Yankees...his 8.17 ERA was the highest ever by a Yankees' pitcher that made at least nine starts.
- 👑 His nine winless starts in 2008 were tied for the most by a Yankees pitcher (Steve Trout, 1987)...it was the longest winless streak by a Yankees rookie to start a season.
- 👑 **2007:** Named the Yankees' Minor League Pitcher of the Year (Kevin Lawn Award), going 12-3 with a 1.91 ERA with four minor league clubs.
- 👑 Made his Major League debut on Sept. 1, earning a 9-6 win vs. Tampa Bay...allowed one earned run over 7.0 innings...did not pitch after September 13, suffering a strained upper back muscle during a bullpen session.

POSTSEASON NOTES

👑 **2011:** Made two starts with Arizona in the National League Division Series, going 0-1 with a 4.26 ERA, vs. Milwaukee...suffered a 4-1 loss in Game 1, allowing four runs over 6.2 innings...did not factor into the decision in Game 5 (3-2 Arizona loss), despite allowing two runs over 6.0 innings.

MISC NOTES

👑 Full name is **Ian Patrick Kennedy**...resides in Bucyrus, Kan., with his wife, Allison, and daughters, Nora Rose, Renee Elaine, Lydia Marie, Evelyn Nicole and sons, Isaac Patrick and Elijah Edward.

👑 A two-time member of the U.S. National Team (2004-05), including the Gold Medal winning squad at the 2004 FISU World University Junior World Championship in Canada.

👑 Attended the University of Southern California, where he ranks third in program history in strikeouts (380) and seventh in starts (47)...his 158 strikeouts as a sophomore (2005) are fourth on USC's single-season list.

👑 Named a first team All-American following his freshman and sophomore seasons...also tabbed Pac-10 Pitcher of the Year in 2005, becoming the eighth Trojan pitcher to earn the award.

👑 Wife, Allison, was a guard/forward on the USC women's

basketball team.

👑 Graduated from La Quinta High School in Huntington Beach, Calif., in 2003...named California Intercollegiate Federation (CIF) co-Most Valuable Player and Orange County Register Most Valuable Player as a senior.

👑 Kennedy and wife, Allison, have hosted a group in a fully-catered dugout suite during each Saturday home game for the last three seasons (2017-19)...the Kennedys put an emphasis on military organizations by inviting 13 different groups that support military, veterans and law enforcement (Folds of Honor, KC Fire Fighters, Paterson Outdoors Ministries, Police Athletic League, SAFE, TAPS, Team RW&B, USO, Vance Air Force Base, Veterans Community Project, VFW, Warriors' Ascent and Whiteman Air Force Base)...during the offseason, the Kennedys have made personal financial donations to Folds of Honor, Honor Flight Network of KC, SAFE and USO.

CAREER PITCHING

YEAR	CLUB	W-L	ERA	G	GS	CG	SHO	SV	IP	H	R	ER	HR	HB	BB	SO	WP	BK	AVG
2006	Staten Island	0-0	0.00	1	1	0	0	0	2.2	2	0	0	0	0	2	2	0	0	.200
2007	Tampa	6-1	1.29	11	10	1	0	0	63.0	39	9	9	2	1	22	72	1	0	.191
	Trenton	5-1	2.59	9	9	0	0	0	48.2	27	14	14	2	2	17	57	2	0	.205
	Scranton/Wilkes-Barre	1-1	2.08	6	6	0	0	0	34.2	25	8	8	2	3	11	34	0	0	.163
	NEW YORK-AL	1-0	1.89	3	3	0	0	0	19.0	13	6	4	1	0	9	15	0	0	.183
2008	NEW YORK-AL	0-3	8.17	10	9	0	0	0	39.2	50	37	36	5	1	26	27	3	0	.309
	Scranton/Wilkes-Barre	5-3	2.35	13	12	0	0	0	69.0	52	19	18	4	5	17	72	2	1	.206
	Gulf Coast Yankees	1-0	3.00	1	0	0	0	0	3.0	3	1	1	0	1	0	7	1	0	.250
	Tampa	0-0	0.00	1	1	0	0	0	5.0	2	0	0	0	0	1	4	0	0	.118
2009	Scranton/Wilkes-Barre	1-0	1.59	4	4	0	0	0	22.2	18	5	4	0	0	7	25	1	0	.000
	NEW YORK-AL	0-0	0.00	1	0	0	0	0	1.0	0	0	0	0	1	2	1	0	0	.220
2010	ARIZONA	9-10	3.80	32	32	0	0	0	194.0	163	87	82	26	10	70	168	+16	0	.228
2011	ARIZONA	*21-4	2.88	33	33	1	1	0	222.0	186	73	71	19	9	55	198	11	1	.227
2012	ARIZONA	15-12	4.02	33	+33	1	0	0	208.1	216	101	93	28	*14	55	187	5	4	.266
2013	ARIZONA	3-8	5.23	21	21	0	0	0	124.0	128	79	72	18	10	48	108	9	0	.268
	SAN DIEGO	4-2	4.24	10	10	0	0	0	57.1	52	29	27	9	2	25	55	1	1	.239
2014	SAN DIEGO	13-13	3.63	33	33	0	0	0	201.0	189	85	81	16	4	70	207	11	0	.250
2015	SAN DIEGO	9-15	4.28	30	30	0	0	0	168.1	166	95	80	31	7	52	174	5	1	.258
2016	KANSAS CITY	11-11	3.68	33	33	0	0	0	195.2	173	81	80	33	13	66	184	4	0	.236
2017	KANSAS CITY	5-13	5.38	30	30	0	0	0	154.0	143	99	92	34	5	61	131	4	1	.246
2018	KANSAS CITY	3-9	4.66	22	22	0	0	0	119.2	125	66	62	20	1	40	105	4	0	.265
	Omaha@	0-1	7.36	1	1	0	0	0	3.2	4	3	3	0	0	1	2	1	0	.389
	Northwest Arkansas@	0-1	13.50	1	1	0	0	0	4.0	7	6	6	0	0	2	5	1	0	.286
2019	KANSAS CITY	3-2	3.41	63	0	0	0	30	63.1	64	24	24	6	1	17	73	3	0	.261
Minor League Totals		19-8	2.21	48	45	1	0	0	256.1	179	65	63	10	12	80	280	9	1	.197
Major League Totals		97-102	4.09	354	289	2	1	30	1767.1	1668	862	804	246	78	596	1633	76	8	.249

* - Led league; + - Tied for league lead; @ - Minor League injury rehab

CAREER TRANSACTIONS

- 2006 Selected by the New York Yankees in the first round (21st overall) of the First-Year Player Draft...signed by Damon Oppenheimer
- 2008 Placed on 15-day Injured List (bursitis-strained right lat), May 28...reinstated June 24
- 2009 Acquired by the Arizona Diamondbacks from the New York Yankees as part of a three-team trade that also included the Detroit Tigers...acquired with RHP Edwin Jackson, while the Yankees acquired OF Curtis Granderson and Detroit acquired RHP Max Scherzer, LHP Daniel Schlereth, LHP Phil Coke and OF Austin Jackson, Dec. 8
- 2013 Served a 10-game suspension for on-field incident, June 17...reinstated June 29
- Acquired by the San Diego Padres for LHP Joe Thatcher and RHP Matt Stites, July 31
- 2015 Placed on 15-day Injured List (strained left hamstring), April 10...reinstated April 25
- Placed on paternity leave list, August 1...reinstated Aug. 4
- 2016 Signed by the Kansas City Royals as a Major League free agent, Jan. 29
- 2017 Placed on the 10-day Injured List (strained right hamstring), May 5...reinstated May 21
- 2018 Placed on the 10-day Injured List (strained left oblique), July 3...reinstated July 10
- Placed on the 10-day Injured List (strained left oblique), July 11...reinstated Sept. 9

CAREER BATTING/FIELDING

	Avg.	AB	H	HR	RBI	Position	Pct.	G	TC	PO	A	E	DP
MLB Totals	.131	321	42	1	18	Pitcher	.960	354	253	90	153	10	10

POSTSEASON PITCHING

YEAR	SERIES	Opponent	W-L	ERA	G	GS	CG	SHO	SV	IP	H	R	ER	HR	HB	BB	SO
2011	NLDS	MIL	0-1	4.26	2	2	0	0	0	12.2	13	6	6	1	3	3	8

SINGLE GAME BESTS

STRIKEOUTS (STARTER)

12 (5x) Last: Sept. 2, 2015 vs. TEX
 11 (3x) Last: June 26, 2016 vs. HOU
 10 (5x) Last: April 16, 2017 vs. LAA

STRIKEOUTS (RELIEVER)

4 April 24, 2019 @ TB
 3 (3x) Last: April 18, 2019 @ NYY

INNINGS PITCHED (STARTER)

9.0 April 25, 2011 vs. PHI
 8.0 (21x) Last: June 12, 2018 vs. CIN

INNINGS PITCHED (RELIEVER)

3.0 April 9, 2008 @ KC
 2.0 (2x) Last: May 1, 2019 @ TB-1

SHUTOUTS

April 25, 2011 vs. Philadelphia (4-0)

COMPLETE GAMES

April 25, 2011 vs. PHI (9.0 IP)
 June 17, 2012 @ LAA (8.0 IP)

WINNING STREAK

9 Aug. 23, 2011-April 22, 2012
 7 July 8-Aug. 12, 2011
 5 Aug. 15-Sept. 11, 2016
 April 20-May 25, 2011

ROYALS/MLB DEBUTS

Player	MLB Debut	KC Debut	Player	MLB Debut	KC Debut
Chance Adams	8/4/18	-	Richard Lovelady	4/9/19	same as MLB
Humberto Arteaga	6/20/19	same as MLB	Daniel Lynch	-	-
Scott Barlow	4/30/18	same as MLB	Andres Machado	9/2/17	same as MLB
Scott Blewett	-	-	Yunior Marte	-	-
Kris Bubic	-	-	Ryan McBroom	9/3/19	same as MLB
Gabriel Cancel	-	-	Kevin McCarthy	9/9/16	same as MLB
Nick Dini	8/7/19	same as MLB	Erick Mejia	9/5/19	same as MLB
Hunter Dozier	9/12/16	same as MLB	MJ Melendez	-	-
Danny Duffy	5/18/11	same as MLB	Kevin Merrell	-	-
Freddy Fermin	-	-	Whit Merrifield	5/18/16	same as MLB
Heath Fillmyer	6/24/18	same as MLB	Adalberto Mondesi	10/30/15	same as MLB
Maikel Franco	9/2/14	-	Mike Montgomery	6/2/15	7/19/19
Cam Gallagher	8/6/17	same as MLB	Jake Newberry	8/20/18	same as MLB
Ofreidy Gomez	-	-	Ryan O'Hearn	7/31/18	same as MLB
Alex Gordon	4/2/07	same as MLB	Salvador Perez	8/10/11	same as MLB
Conner Greene	-	-	Brett Phillips	6/5/17	7/29/18
Foster Griffin	-	-	Matt Reynolds	5/17/16	-
Kelvin Gutierrez	4/27/19	same as MLB	Emmanuel Rivera	-	-
Jeison Guzman	-	-	Sebastian Rivero	-	-
Jesse Hahn	6/3/14	9/5/19	Randy Rosario	6/2/17	9/15/19
Nick Heath	-	-	Trevor Rosenthal	7/18/12	-
Arnaldo Hernandez	-	-	Braden Shipley	7/25/16	-
Carlos Hernandez	-	-	Eric Skoglund	5/30/17	same as MLB
Tim Hill	3/29/18	same as MLB	Brady Singer	-	-
Greg Holland	8/2/10	same as MLB	Jorge Soler	8/27/14	5/6/17
Kyle Isbel	-	-	Glenn Sparkman	6/30/17	7/8/18
Jakob Junis	4/12/17	same as MLB	Gabe Speier	9/5/19	same as MLB
Jake Kalish	-	-	Bubba Starling	7/12/19	same as MLB
Brad Keller	3/29/18	same as MLB	Josh Staumont	7/25/19	same as MLB
Ian Kennedy	9/1/07	4/9/16	Daniel Tillio	-	-
Jackson Kowar	-	-	Meibrys Vilorio	9/2/18	same as MLB
Khalil Lee	-	-	Stephen Woods	-	-
Jorge López	9/29/15	8/15/18	Kyle Zimmer	3/31/19	same as MLB
Nicky Lopez	5/14/19	same as MLB	Tyler Zuber	-	-



JORGE LÓPEZ

#28 🏆 RIGHT-HANDED PITCHER

BATS
RIGHT

THROWS
RIGHT

HEIGHT
6-2

WEIGHT
205

BORN: FEB. 10, 1993 | CAGUAS, P.R. | OD AGE: 27

ACQUIRED: TRADE WITH MILWAUKEE, JULY 28, 2018 | MLB SERVICE: 1 YEAR, 102 DAYS

2019 SEASON

- 🏆 Made the Opening Day roster for the first time and set career highs in wins (4), appearances (39), starts (18), innings (123.2) and strikeouts (109).
- 🏆 Held right-handed batters to a .241 average (59-for-245), including a .118 average (6-for-51) over 15 appearances from June 21-Aug. 19.
- 🏆 Opened the year in the starting rotation, but went 0-6 with a 7.07 ERA (39 ER in 49.2 IP) over his first 10 starts (through May 25)...that included allowing seven earned runs over his first three starts (3.71 ERA), before pitching to an 8.31 mark (32 ER in 34.2 IP) over his next eight outings (seven starts).
- 🏆 Recorded a career-high 10 strikeouts in 6.0 innings on April 16 in Chicago, but took the loss after allowing four runs on eight hits, including three homers.
- 🏆 Collected eight strikeouts in 5.0 innings of relief on May 29 vs. Chicago, the most strikeouts by a Royals reliever since Bruce Chen (also 8) on June 28, 2014 vs. the Angels...the only Royal with more strikeouts in a relief appearance was Tom Gordon (10 in 6.2 IP) on April 12, 1989 vs. Baltimore.
- 🏆 Earned his first win of the season on June 16 at Minnesota with 2.1 innings of relief to mark his first win since Sept. 8, 2018 at Target Field, when he took a perfect game into the ninth inning.
- 🏆 Made eight of his last nine appearances as a starter, in which he went 3-2 with a 5.89 ERA (24 ER in 36.2 IP)...of the 24 earned runs he allowed in those outings, 11 of them (45.8%) came in two starts, on Aug. 8 at Detroit (4 ER in 1.1 IP) and Sept. 22 (7 ER in 2.1 IP).
- 🏆 Earned his first career save on Aug. 25 at Cleveland, recording a scoreless bottom of the 10th inning following Ryan O'Hearn's go-ahead homer in the top half.
- 🏆 Went 3-1 with a 3.00 ERA (9 ER in 27.0 IP) and .232 opponents' average (22-for-95) during a five-start stretch from Aug. 19-Sept. 17, including back-to-back wins on Sept. 6 at Miami and Sept. 12 at Chicago...tossed 6.0 scoreless innings in the 3-0 win at Miami, marking his first career scoreless start.

HONORS AND AWARDS

- 🏆 First MLB save: Aug. 25, 2019 at Cleveland
- 🏆 First MLB win: Sept. 29, 2015 at San Diego
- 🏆 2015 MiLB.com Organization All-Star
- 🏆 2015 *Baseball America* Double-A All-Star
- 🏆 2015 Southern League midseason/postseason All-Star
- 🏆 2015 Southern League Most Outstanding Pitcher
- 🏆 2014 SiriusXM All-Star Futures Game selection

CAREER HIGHLIGHTS

- 🏆 **2018:** Acquired by Kansas City with OF Brett Phillips on July 28, for INF Mike Moustakas, after opening the year with the Milwaukee Brewers' organization.
- 🏆 Held opponents to a .138 average (8-for-58) with two outs, tied for 10th best in the Majors (min. 60 batters faced).
- 🏆 Started his season with Colorado Springs (AAA), where he went 3-3 with five saves and a 5.65 ERA (18 ER in 28.2 IP) in 24 appearances.
- 🏆 Went 0-1 despite a 2.75 ERA (6 ER in 19.2 IP) in 10 relief appearances—eight of which went at least 2.0 innings—over six stints with the Brewers.
- 🏆 Optioned upon joining the Royals' organization to Omaha (AAA), where he made two appearances...earned a 5-0 win over Salt Lake on Aug. 7 with 5.2 scoreless innings and seven strikeouts, his first start of the season.
- 🏆 Recalled on Aug. 15 and made his Royals debut that night, a 6-5 loss vs. Toronto (6 ER in 4.2 IP).
- 🏆 Earned his first Major League win in 1,069 days, (Sept. 29, 2015 at San Diego), on Sept. 2 vs. Baltimore...he fanned a then-career high eight hitters over 7.0 innings in a 9-1 triumph.
- 🏆 On Sept. 8 at Minnesota, a 4-1 win, he became the first Royal to take a perfect game into the ninth inning, retiring each of the first 24 batters...allowed a walk and a single to start the ninth, and was charged with a run after exiting with a career-high 8.0 innings.
- 🏆 In the Sept. 8 start vs. Minnesota, opposed fellow countryman José Berrios, marking the first time two Puerto Rican-born pitchers started vs. each other since July 21, 2010, when the Angels' Joel Piñeiro opposed the Yankees' Javier Vázquez, according to Elias.
- 🏆 López and Berrios met in their next starts, Sept. 14 in Kansas City...recorded 4.0 scoreless innings before being charged with three runs in the fifth, after colliding with third baseman Hunter Dozier while trying to field a high chopper in the previous frame...exited with a left rib contusion.
- 🏆 Issued just one walk to the last 87 batters he faced over four-plus starts (20.1 IP)...the only walk was to Max Kepler on Sept. 8 in Minnesota, which broke up his perfect-game bid in the ninth inning.
- 🏆 **2017:** Spent most of the season at Biloxi (AA), where he went 8-8 with a 4.25 ERA (49 ER in 103.2 IP) and seven saves in 39 appearances (13 starts).
- 🏆 Made 13 of his first 14 appearances as a starter, a role in which he went 3-6 with a 4.61 ERA (34 ER in 66.1 IP)...went 5-2 with a 3.62 ERA (15 ER in 37.1 IP) in relief.
- 🏆 Named Milwaukee's Minor League Pitcher of the Month for April, going 2-1 with a 1.73 ERA (5 ER in 26.0 IP) in five starts, including a career-high tying 10 strikeouts in 6.0 scoreless innings on April 28 at Pensacola.

- Recalled on June 29 and made one appearance with Milwaukee, pitching 2.0 innings of one-run ball on four hits and one walk in a Brewers 11-3 win in Cincinnati.
- 2016:** Entered the year as Milwaukee's No. 2 prospect according to Baseball America, but went 3-11 with a 5.78 ERA (80 ER in 124.2 IP) in 25 outings (24 starts) between Biloxi (AA) and Colorado Springs (AAA).
- 2015:** Named Brewers Minor League Pitcher of the Year and Southern League Pitcher of the Year, going 12-5 with a 2.26 ERA (36 ER in 143.1 IP) in 24 starts at Biloxi...also named Southern League midseason and postseason All-Star.
- Ranked among Southern League leaders in opponents' batting average (.205, 1st), wins (12, tied for 1st), ERA (2.26, 2nd)

and strikeouts (137, 3rd).

- Had his contract selected on Sept. 22 and made two starts with Milwaukee, going 1-1 with a 5.40 ERA (6 ER in 10.0 IP).
- Earned the 4-3 win in his Major League debut on Sept. 29 at San Diego, allowing three runs on eight hits and two walks in 5.0 innings, with seven strikeouts...he was the 13th Brewer to start and win in his debut, a group that includes current Royals pitching coach Cal Eldred (Sept. 24, 1991).
- 2014:** Went 10-10 with a 4.58 ERA (70 ER in 137.2 IP) in 25 starts with Advanced-A Brevard County in 2014.
- Pitched 0.1 inning for the World Team in the SiriusXM All-Star Futures Game at Target Field in Minnesota.

MISC NOTES

- Full name is **Jorge Yabiel López**...resides in Cayey, Puerto Rico with his wife, Karla and son, Mikael.
- Graduated from Caguas Military Academy in Cayey, P.R.
- Made two starts for Puerto Rico in the 2017 World Baseball Classic, including a win over Mexico on March 11...in his victory, he allowed one run on two hits and two walks in 4.1 innings, with five strikeouts.
- At the time he was selected in the second round of the 2011 Draft by Milwaukee, he was Puerto Rico's second-highest drafted pitcher ever behind Luis Atilano by Atlanta in the first round (35th overall) in 2003.
- Volunteered at a Special Olympics Clinic at Kauffman Stadium in 2018...also participated in Royals FanFest in 2019.

CAREER PITCHING

YEAR	CLUB	W-L	ERA	G	GS	CG	SHO	SV	IP	H	R	ER	HR	HB	BB	SO	WP	BK	AVG
2011	Arizona Brewers	0-0	2.25	4	4	0	0	0	12.0	13	3	3	0	0	3	10	1	0	.265
2012	Arizona Brewers	1-3	5.33	7	3	0	0	2	25.1	27	22	15	2	2	12	20	5	0	.270
	Dominican Brewers	0-1	4.76	5	3	0	0	0	22.2	22	14	12	0	4	10	26	2	1	.256
2013	Wisconsin	7-8	5.23	25	22	0	0	2	117.0	120	78	68	13	9	48	92	13	0	.264
2014	Brevard County	10-10	4.58	25	25	1	0	0	137.2	144	80	70	12	4	46	119	8	0	.273
2015	Biloxi	12-5	2.26	24	24	0	0	0	143.1	105	37	36	9	3	52	137	13	0	.205
	MILWAUKEE	1-1	5.40	2	2	0	0	0	10.0	14	6	6	0	1	5	10	1	0	.350
2016	Colorado Springs	1-7	6.81	17	16	0	0	0	79.1	101	66	60	12	5	55	66	11	3	.312
	Biloxi	2-4	3.97	8	8	0	0	0	45.1	45	21	20	5	1	16	47	9	0	.260
2017	Biloxi	8-8	4.25	39	13	1	1	7	103.2	92	53	49	7	5	38	105	11	0	.238
	MILWAUKEE	0-0	4.50	1	0	0	0	0	2.0	4	1	1	0	0	1	0	0	0	.444
2018	Colorado Springs	3-3	5.65	24	0	0	0	5	28.2	33	23	18	3	2	10	23	4	1	.289
	MILWAUKEE	0-1	2.75	10	0	0	0	0	19.2	16	6	6	1	0	13	15	1	0	.225
	Omaha	1-0	4.00	2	2	0	0	0	9.0	8	4	4	2	0	1	11	0	0	.235
	KANSAS CITY	2-4	6.35	7	7	0	0	0	34.0	41	24	24	5	1	9	23	2	0	.297
2019	KANSAS CITY	4-9	6.33	39	18	0	0	1	123.2	140	94	87	27	10	42	109	6	0	.286
Minor League Totals		45-49	4.41	180	120	2	1	16	724.0	710	401	358	65	35	291	656	77	5	.257
Major League Totals		7-15	5.89	59	27	0	0	1	189.1	215	131	124	33	12	70	157	10	0	.288

CAREER TRANSACTIONS

- 2011 Selected by the Milwaukee Brewers in the second round of the First-Year Player Draft...signed by Charlie Sullivan and Manolo Hernandez
- 2018 Acquired by the Kansas City Royals with OF Brett Phillips from Milwaukee for INF Mike Moustakas, July 28

CAREER BATTING/FIELDING

	Avg.	AB	H	HR	RBI	Position	Pct.	G	TC	PO	A	E	DP
MLB Totals	.200	5	1	0	2	Pitcher	1.000	59	31	6	25	0	3

SINGLE GAME BESTS

STRIKEOUTS (STARTER)

- 10 April 16, 2019 @ CWS
- 8 Sept. 2, 2018 vs. BAL

STRIKEOUTS (RELIEVER)

- 8 May 29, 2019 @ CWS
- 4 June 16, 2018 vs. PHI

INNINGS PITCHED (STARTER)

- 8.0 Sept. 8, 2018 @ MIN
- 7.0 (3x) Last: May 3, 2019 @ DET

INNINGS PITCHED (RELIEVER)

- 5.0 May 29, 2019 @ CWS
- 3.1 Aug. 3, 2019 @ MIN
- 3.0 (4x) Last: July 26, 2019 @ CLE

WINNING STREAK

- 3 Aug. 19-Sept. 12, 2019



NICKY LOPEZ

#1 INFIELDER

BATS
LEFT

THROWS
RIGHT

HEIGHT
5-11

WEIGHT
175

BORN: MARCH 13, 1995 | NAPERVILLE, ILL. | OD AGE: 25

SELECTED: FIFTH ROUND, 2016 | MLB SERVICE: 139 DAYS

2019 SEASON

- 👑 Made his Major League debut on May 14 vs. Texas and played in 103 games with Kansas City, slashing .240/.276/.325 (91-for-379) with 22 doubles, two triples, two homers and 44 runs scored...that includes hitting .281 (34-for-121) over his last 36 games (Aug. 5-end of season).
- 👑 Made 100 starts, including 71 at second base and 29 at shortstop.
- 👑 His 68 double plays turned were tied for third most by an American League middle infielder from his May 14 debut through season's end, trailing only Yolmer Sánchez (92) and Jonathan Villar (74).
- 👑 His .990 fielding percentage at second base (3 errors in 314 total chances) ranked second in the American League (min. 70 starts) from his May 14 debut through season's end, trailing only Yolmer Sánchez (.991).
- 👑 Had an RBI single in the seventh in his Major League debut for his first hit and RBI...he was the first Royal to bat second in the starting lineup in his debut since Jeremy Giambi on Sept. 1, 1998.
- 👑 Hit safely in eight of his first nine games, in which he batted .324 (12-for-37) with a .405 on-base percentage (5 walks).
- 👑 Hit his first Major League home run off Detroit's Matthew Boyd on June 13 at TD Ameritrade Park, his home park where he played collegiately for Creighton University...it was the first Major League home run hit in the state of Nebraska.
- 👑 He's the first Royals left-handed batter to have his first home run come vs. a left-handed pitcher since Mitch Maier hit his first

career homer off Cleveland's Rafael Perez on Aug. 25, 2009.

- 👑 Had a career-high three hits four times: June 18 at Seattle, July 12 vs. Detroit, Sept. 19 at Minnesota and Sept. 24 vs. Atlanta.
- 👑 Recorded a career-high 12-game hit streak from Aug. 16-29, in which he hit .357 (15-for-42), the longest hit streak by a Royals rookie middle infielder since Mike Aviles had a 12-game hit streak as a rookie from July 7-22, 2008.
- 👑 Went a career-best 44 straight plate appearances without a strikeout from Sept. 1-28, which was the longest active streak in the Majors, according to Elias, when he struck out in his final at-bat of the season...also had a streak of 37 plate appearances without a strikeout from July 23-Aug. 4.
- 👑 Struck out just 12 times in 160 plate appearances over his last 45 games from July 24 through season's end, one per 13.33 plate appearances, which was the best rate in the Majors during that time (min. 150 PA).
- 👑 Opened the season with Omaha (AAA), where he hit .353 (41-for-116) with a .457 on-base percentage and .500 slugging percentage in 31 games.
- 👑 After going 0-for-14 through four games to begin the season, had a nine-game hit streak with Omaha from April 9-19, in which he hit .462 (18-for-39), including three straight three-hit efforts, the second of which was a two-homer game on April 16 at Oklahoma City.
- 👑 Selected on May 13, at which point he ranked among the Pacific Coast League leaders in stolen bases (9, tied for 4th), on-base percentage (.457, 5th) and batting average (.353, 8th).

HONORS AND AWARDS

- 👑 First MLB home run: June 13, 2019 vs. Detroit, solo shot off Matthew Boyd
- 👑 First MLB hit: May 14, 2019 vs. Texas, single off Ariel Jurado
- 👑 2018 George Brett Royals Minor League Hitter of the Year
- 👑 Two-time MiLB.com Organization All-Star (2016, 2018)

- 👑 2018 Texas League midseason All-Star
- 👑 2017 Frank White Defensive Player of the Year
- 👑 2017 Arizona Fall League All-Prospect Team/Rising Star
- 👑 2017 Carolina League midseason All-Star
- 👑 2016 Appalachian League postseason All-Star

CAREER HIGHLIGHTS

- 👑 **2018:** Ended the year as the No. 7-ranked prospect in the Royals' organization, according to MLB.com.
- 👑 Split the year between Northwest Arkansas (AA) and Omaha (AAA), batting .308/.382/.417 (155-for-504) between the two stops...led all Royals farmhands in hits and walks (60) and ranked third in runs scored (75) and tied for fourth in triples (7).
- 👑 Named a Texas League mid-season All-Star, starting at shortstop and driving in the North's first run on a ground out...also tabbed a MiLB.com Organization All-Star.
- 👑 Hit for the cycle with Northwest Arkansas on June 21 at Tulsa, going 5-for-6 with four runs scored...became the first Natural to hit for the cycle since Bubba Starling did it on July 28, 2015.
- 👑 Promoted to Omaha on June 28, reaching Triple-A for the first time...at the time of his promotion, ranked third among Double-A batters in hits (93), sixth in batting average (.331) and tied for seventh in triples (5).
- 👑 Batted .296/.400/.439 (29-for-98) in his first full month with the Storm Chasers (July), but finished the year hitting just .242 (29-for-120) over his final 30 games.
- 👑 Recorded his second five-hit game of the year on July 27 at Fresno, going 5-for-6 with a double and three runs scored.
- 👑 **2017:** Named Wilmington (A+) Player of the Year, spending time with the Blue Rocks and at Northwest Arkansas (AA)...combined to hit .279/.348/.356 (144-for-517) between the two stops.

- Selected to the Carolina League All-Star Game...started at shortstop for the North, going 1-for-2 with a run scored and a stolen base.
- Tied for third in the Carolina League in triples (7), despite playing just 70 games before his promotion to Double-A on June 26...would tied for second in the league in batting average (.295) and third in on-base percentage (.376) had he reached the minimum number of plate appearances.
- Played for the Surprise Saguaros in the Arizona Fall League...ranked second in the league in batting average

(.383), collecting five doubles, two triples, two homers and 15 runs scored...named to the AFL All-Prospect Team as well as a "Rising Star".

- 2016: Spent his first professional season at Burlington (Rookie), hitting .281/.393/.429 (65-for-231)...led the Appalachian League in runs scored (54), tied for the league lead in triples (5), while also ranking second in steals (24), tied for second in walks (35) and total bases (99).

- Named a MiLB.com Organization All-Star as well as an Appalachian League postseason All-Star.

MISC NOTES

- Nicholas Lopez resides in Bolingbrook, Ill., during the offseason.
- Graduated from Naperville Central High School (Ill.).
- Attended Creighton University in Omaha, Neb...earned All-

Big East Second Team honors as a junior, hitting .306 with 11 doubles, five triples, two homers and 11 stolen bases...became just the 11th player in program history to be selected in the top five rounds of the First-Year Player Draft.

- Participated in Royals FanFest in 2020.

CAREER BATTING

YEAR	CLUB	AVG	G	AB	R	H	2B	3B	HR	RBI	SAC	SF	HP	BB	SO	SB	CS	OBP	SLG	E
2016	Burlington	.281	62	231	*54	65	6	+5	6	29	3	4	10	35	30	24	4	.393	.429	5
2017	Wilmington	.295	70	285	42	84	12	7	2	27	2	0	1	36	23	14	8	.376	.407	7
	Northwest Arkansas	.259	59	232	26	60	6	1	0	11	3	0	2	16	29	7	4	.312	.293	2
2018	Northwest Arkansas	.331	73	281	42	93	8	5	2	27	8	3	0	33	23	9	4	.397	.416	1
	Omaha	.278	57	223	33	62	6	2	7	26	3	0	3	27	29	6	2	.364	.417	4
2019	Omaha	.353	31	116	27	41	6	1	3	13	0	2	20	5	9	3	.457	.500	6	
	KANSAS CITY	.240	103	379	44	91	22	2	2	30	4	0	1	18	51	1	1	.276	.325	4
Minor League Totals		.296	352	1368	224	405	44	21	20	133	19	7	18	167	139	69	25	.378	.403	25
Major League Totals		.240	103	379	44	91	22	2	2	30	4	0	1	18	51	1	1	.276	.325	4

*-Led league; + - Tied for league lead

CAREER TRANSACTIONS

2016 Selected by the Kansas City Royals in the fifth round of the First-Year Player Draft...signed by Matt Price

SINGLE GAME BESTS

HITS

3 (4x) Last: Sept. 24, 2019 vs. ATL

DOUBLES

2 May 16, 2019 vs. TEX
Sept. 22, 2019 @ MIN
Sept. 24, 2019 vs. ATL

RBI

3 May 29, 2019 @ CWS
Aug. 25, 2019 @ CLE

RUNS

2 (10x) Last: Sept. 22, 2019 @ MIN

HITTING STREAKS

12 Aug. 16-29, 2019
5 June 28-July 2, 2019

CAREER FIELDING

Position	Pct.	G	TC	PO	A	E	DP
Second Base	.990	76	314	116	195	3	46
Shortstop	.992	33	124	37	86	1	22



RICHARD LOVELADY

#55 LEFT-HANDED PITCHER

**BATS
LEFT**

**THROWS
LEFT**

**HEIGHT
6-0**

**WEIGHT
185**

BORN: JULY 7, 1995 | HINESVILLE, GA. | OD AGE: 24

SELECTED: 10TH ROUND, 2016 | MLB SERVICE: 75 DAYS

2019 SEASON

- Made his Major League debut and pitched in 25 games across three stints with the Royals...went 0-3 with a 7.65 ERA (17 ER in 20.0 IP).
- Debuted on April 9 vs. Seattle, tossing a 1-2-3 eighth inning, recording a pair of strikeouts.
- Allowed runs in just three of his first 15 appearances (April 9-May 17), pitching to a 3.55 ERA (5 ER in 12.2 IP)...however, he surrendered runs in nine of his last 10 outings (May 22-Aug. 20), posting a 14.73 ERA (12 ER in 7.1 IP).
- Suffered all three of his defeats in August: Aug. 2 at Minnesota (11-9), Aug. 7 at Boston (5-4) and Aug. 8 at Detroit (10-8)...his Aug. 7 defeat at Fenway was actually completed on Aug. 22, after the originally scheduled game was suspended due to rain in the 10th inning...he was optioned to Omaha (AAA) following the completion of the suspended game.
- Made 24 appearances with the Storm Chasers, going 1-2 with four saves and a 3.08 ERA (9 ER in 26.1 IP)...collected 29 strikeouts (9.91 K/9), compared to just seven walks (4.14 K/BB ratio).

HONORS AND AWARDS

- 2018 Paul Splittorff Royals Minor League Pitcher of the Year
- 2018 Omaha Pitcher of the Year
- 2017 Wilmington Pitcher of the Year
- 2017 MiLB.com Organization All-Star
- 2017 Carolina League midseason All-Star

CAREER HIGHLIGHTS

- 2018:** Named the Paul Splittorff Pitcher of the Year (top pitcher in Royals' minor league system) as well as Omaha (AAA) Pitcher of the Year, his second-straight pitcher of the year award, also winning in Wilmington (A+) in 2017.
- Spent the entire year with the Storm Chasers, going 3-3 with nine saves and a 2.47 ERA (20 ER in 73.0 IP) in a career-high 46 relief appearances.
- Ranked second among Pacific Coast League relievers with a .204 opponents' average (53-for-260), which included holding opponents to a .147 average (14-for-94) after the All-Star break.
- Allowed just three home runs the entire season (0.37 HR/9), including a 41.0-inning homerless streak over his final 24 outings (June 14-end of season).
- Held left-handed batters to a .157/.224/.258 (14-for-89) slashline, with just six extra-base hits (4 doubles, 1 triple, 1 homer).
- During a 14-game stretch (June 14-Aug. 2), allowed one earned run over 27.0 innings (0.33 ERA)...held opponents to a .148 batting average (13-for-88) in that period.
- Recorded six outs or more in 22 of his 46 outings, including in four of his nine saves.
- Finished the year as the club's No. 13 prospect according to MLB.com Pipeline.
- 2017:** Split the season between Wilmington (A) and Northwest Arkansas (AA), making 21 appearances at each stop...combined to go 4-2 with a 1.62 ERA (12 ER in 66.2 IP) with 10 saves in 14 chances.
- Named Wilmington Pitcher of the Year as well as a MiLB.com Organization All-Star...also selected to the Carolina League All-Star Game, tossing a scoreless eighth inning for the North Division.
- Made 15 consecutive scoreless appearances (May 7-June 30), which spanned 25.1 innings...did not allow an earned run over 19-straight outings (May 7-July 14).
- Between his two stops, held left-handed batters to a .184 average (14-for-76) with just three extra-base hits (all doubles).
- 2016:** Made his professional debut with Surprise (Rookie), going 2-0 with a 1.74 ERA (2 ER in 10.1 IP) with three saves in his first eight outings.
- Promoted to Idaho Falls (Rookie) on July 28...did not allow an earned run over his first seven appearances, spanning 8.0 innings.

MISC NOTES

- Full name is **Richard Tyler Lovelady**...resides in Peoria, Ariz., during the offseason, with his wife, Madison.
- Graduated from First Presbyterian High School in Macon, Ga., in 2013.
- Attended both East Georgia College (2014-15) and Kennesaw State University (2016)...in his lone season at KSU, went 4-2 with a 2.96 ERA and 52 strikeouts in 45.2 innings...his 37 appearances were the second-most in program history.

CAREER PITCHING

YEAR	CLUB	W-L	ERA	G	GS	CG	SHO	SV	IP	H	R	ER	HR	HB	BB	SO	WP	BK	AVG
2016	Surprise	2-0	1.74	8	0	0	0	3	10.1	4	5	2	0	0	2	14	1	0	.111
	Idaho Falls	0-1	1.84	13	0	0	0	6	14.2	10	4	3	0	1	7	16	2	0	.200
2017	Wilmington	1-0	1.08	21	0	0	0	7	33.1	18	5	4	0	2	4	41	2	1	.154
	Northwest Arkansas	3-2	2.16	21	0	0	0	3	33.1	28	12	8	1	0	13	36	1	1	.228
2018	Omaha	3-3	2.47	46	0	0	0	9	73.0	53	24	20	3	2	21	71	1	0	.204
2019	Omaha	1-2	3.08	24	0	0	0	4	26.1	26	11	9	1	2	7	29	0	0	.265
	KANSAS CITY	0-3	7.65	25	0	0	0	0	20.0	30	17	17	2	1	8	17	1	0	.353
Minor League Totals		10-8	2.17	133	0	0	0	32	191.0	139	61	46	5	7	54	207	7	2	.203
Major League Totals		0-3	7.65	25	0	0	0	0	20.0	30	17	17	2	1	8	17	1	0	.353

CAREER TRANSACTIONS

2016 Selected by the Kansas City Royals in the 10th round of the First-Year Player Draft...signed by Tim Osborne

CAREER FIELDING

Position	Pct.	G	TC	PO	A	E	DP
Pitcher	.667	25	3	0	2	1	0

SINGLE GAME BESTS

STRIKEOUTS

2 April 9, 2019 vs. SEA
May 8, 2019 @ HOU
July 30, 2019 vs. TOR

INNINGS

2.0 April 28, 2019 vs. LAA
May 12, 2019 @ PHI
Aug. 6, 2019 @ BOS

ROYALS WIN-LOSS BREAKDOWN

	Home		Road		Totals			
	2019	All-Time	2019	All-Time	2019	All-Time		
vs. RHP	24-36	1496-1343	19-40	1272-1569	43-76	2768-2912		
vs. LHP	7-14	596-614	9-13	522-688	16-27	1133-1310		
	Extra Innings		1-Run Games		Shutouts		Doubleheaders	
	2019	All-Time	2019	All-Time	2019	All-Time	2019	All-Time
	W-L	W-L	W-L	W-L	W-L	W-L	W-L-T	W-L-T
Baltimore	0-0	18-25	1-0	70-92	0-0	28-29	0-0-0	1-4-6
Boston	0-1	20-18	1-0	69-60	0-1	27-32	0-0-0	4-3-12
Chicago White Sox	1-0	44-35	2-4	130-118	1-1	36-52	0-0-0	8-2-11
Cleveland	1-2	23-30	3-3	96-107	2-1	46-40	0-0-0	4-7-9
Detroit	0-1	31-23	3-3	107-98	1-0	37-32	0-0-0	6-2-9
Houston	0-0	3-2	0-0	6-7	0-1	4-6	0-0-0	0-0-0
Los Angeles Angels	0-0	25-20	0-0	74-88	0-0	52-38	0-0-0	10-8-4
Minnesota	0-2	32-48	1-6	113-116	0-2	37-42	0-0-0	5-4-11
New York Yankees	1-1	18-21	1-2	58-82	0-0	29-26	0-0-0	1-7-4
Oakland	0-1	32-25	1-4	76-103	0-1	38-46	0-0-0	6-7-11
Seattle	0-1	19-12	0-2	62-51	1-0	23-29	0-0-0	0-2-6
Tampa Bay	0-0	10-3	1-0	22-25	0-0	9-13	1-0-0	1-0-0
Texas*	0-0	27-23	0-0	80-93	0-0	30-29	0-0-0	9-2-5
Toronto	0-0	20-15	1-0	58-62	0-0	19-29	0-0-0	3-1-1
Arizona	0-0	1-3	0-0	4-5	0-0	1-2	0-0-0	0-0-0
Atlanta	0-0	2-0	1-0	3-3	1-0	1-1	0-0-0	0-0-0
Chicago Cubs	0-0	1-2	0-0	3-6	0-0	1-2	0-0-0	0-0-0
Cincinnati	0-0	2-2	0-0	4-1	0-0	2-2	0-0-0	0-1-0
Colorado	0-0	1-0	0-0	2-2	0-0	0-2	0-0-0	1-0-0
Los Angeles Dodgers	0-0	0-1	0-0	2-3	0-0	0-1	0-0-0	0-0-0
Miami	0-0	0-2	0-0	3-2	1-1	3-3	0-0-0	0-0-0
Milwaukee+	0-0	20-18	0-0	79-56	0-0	22-21	0-0-0	11-2-9
New York Mets	0-0	1-1	0-0	3-4	0-0	0-1	0-0-0	0-0-0
Philadelphia	0-0	0-0	0-0	1-2	0-1	0-2	0-0-0	0-0-0
Pittsburgh	0-0	3-2	0-0	3-6	0-0	0-2	0-0-0	0-0-0
San Diego	0-0	1-2	0-0	0-3	0-0	1-0	0-0-0	0-0-0
St. Louis	0-0	6-5	0-0	13-10	0-2	3-10	0-0-0	0-0-0
San Francisco	0-0	0-1	0-0	2-1	0-0	2-0	0-0-0	0-0-0
Washington#	1-0	1-1	0-0	2-5	0-1	1-3	0-0-0	0-1-0
Totals	4-9	361-339	15-25	1,144-1,213	7-12	455-495	1-0-0	70-53-98

Including: * - As Washington Senators (1969-71) + - As Seattle Pilots (1969) # - As Montreal Expos (2002, 2004)



RYAN MCBROOM

#9 INFIELDER/OUTFIELDER

BATS
RIGHT

THROWS
LEFT

HEIGHT
6-3

WEIGHT
225

BORN: APRIL 9, 1992 | FREDERICKSBURG, VA. | OD AGE: 27

ACQUIRED: TRADE WITH NY YANKEES, AUG. 31, 2019 | MLB SERVICE: 27 DAYS

2019 SEASON

- Acquired by the Royals on Aug. 31 from the New York Yankees for cash considerations or a player to be named and International slot money.
- Selected from Omaha (AAA) on Sept. 3 and made his big league debut that night vs. Detroit...singled in his first at-bat off Matthew Boyd, becoming the first Royal to record a hit in his first MLB plate appearance since David Lough in 2012.
- Appeared in 23 of KC's final 24 games, batting .293 (22-for-75) with five doubles, six RBI and eight runs scored...made 12 starts in right field, two in left field and five at first base.
- Had a seven-game hitting streak, Sept. 17-25, in which he batted .393 (11-for-28) with three doubles and six runs scored.
- Spent the first five months of the season with Scranton/Wilkes-Barre (AAA), slashing .315/.402/.574 (130-for-413)...led the International League in runs scored (87) and OPS (.976), while ranking second in slugging percentage,

third in on-base percentage, fourth in batting average, eighth in hits and 10th in home runs (26).

- Named both a midseason and postseason All-Star in the International League, starting the Triple-A All-Star Game as the designated hitter for the IL.
- Following the All-Star break, he batted .326/.448/.591 (43-for-132) with eight doubles, nine homers and 26 RBI in his final 39 games with the RailRiders.
- Batted .328 (43-for-131) vs. left-handed pitching and hit .309 (87-for-282) against righties this season...also batted .327 (34-for-104) with runners in scoring position and slashed .333/.429/.603 (42-for-126) with two outs.
- Slugged two home runs in a game three times, including most recently on August 29 at Pawtucket, clubbing two home runs and drawing a pair of walks.

HONORS AND AWARDS

- First MLB hit: Sept. 3, 2019 vs. Detroit, single off Daniel Norris
- Three-time MiLB.com Organization All-Star
- 2019 International League midseason/postseason All-Star
- 2017 Eastern League midseason All-Star
- 2016 Florida State League midseason/postseason All-Star
- 2016 MiLB.com Florida State League Player of the Month (August)
- 2015 Midwest League Most Valuable Player
- 2015 Midwest League midseason/postseason All-Star
- 2014 Northwest League midseason All-Star

CAREER HIGHLIGHTS

- 2018:** Hit .302 (139-for-461) between Trenton (AA) and Scranton/Wilkes-Barre (AAA), which ranked second among all Yankees' farmhands and included hitting .295 (106-for-359) in the International League, which ranked fifth among qualifying hitters.
- Named an Organization All-Star by MiLB.com following the season.
- Played for the Tomateros de Culiacán in the Mexican Winter League, hitting .226 (24-for-106) with five doubles, a triple, a homer and 16 RBI in 28 games.
- 2017:** Acquired by the Yankees on July 23 in exchange for INF/OF Rob Refsnyder...spent the remainder of the season with Trenton.
- With New Hampshire (AA), named an Eastern League midseason All-Star.
- 2016:** Led the Florida State League in RBI (83) and ranked second in extra-base hits (48) and total bases (219), third in homers (21) and fourth in slugging percentage (.468), playing with Dunedin (A-Advanced).
- Tabbed a Florida State League midseason and postseason

All-Star...also named FSL Player of the Month for August, hitting .348 (31-for-89) with three doubles, a triple, seven homers and 29 RBI in 24 games.

- Played in seven games for Mesa in the Arizona Fall League, hitting .250 (7-for-28) with two doubles, two homers and 10 RBI.
- 2015:** Selected as the Most Valuable Player of the Midwest League, with Lansing (A)...slashed .315/.387/.482 (145-for-461) with 12 homers and 90 RBI...led the league in doubles (39) and on-base percentage, while he was second in batting average, RBI, slugging percentage and extra-base hits (52).
- Tabbed a Midwest League midseason and postseason All-Star...also named an Organization All-Star by MiLB.com.
- 2014:** Tied for the Northwest League (A) lead in homers (11), doubles (23) and extra-base hits (34) and finished second in RBI (59) and total bases (137).
- Selected as a Northwest League midseason All-Star...also named the league's Player of the Week for the week of June 23-29, going 11-for-29 (.379) with three doubles, two homers and six RBI.

MISC NOTES

- 👑 **Ryan P. McBroom**...resides in Spotsylvania, Va., during the offseason.
- 👑 Graduated from Courtland High School in Spotsylvania Courthouse, Va., in 2010.
- 👑 Played four seasons at West Virginia University (2011-14), departing with his name among the top-10 leaders in hits, doubles, home runs and RBI...as a senior, named to the

Golden Spikes Award watch list, the ABCA/Rawlings All-East Region First Team and the All-Big 12 Conference Second Team.

- 👑 Selected by the Royals in the 36th round of the 2013 First-Year Player Draft, but opted to return to West Virginia for his senior season.
- 👑 Participated in 2020 Royals FanFest.

CAREER BATTING

YEAR	CLUB	AVG	G	AB	R	H	2B	3B	HR	RBI	SAC	SF	HP	BB	SO	SB	CS	OBP	SLG	E
2014	Vancouver	.297	70	273	37	81	+23	0	+11	59	0	5	7	13	52	1	0	.339	.502	4
2015	Lansing	.315	127	461	72	145	*39	1	12	90	0	13	14	49	96	5	4	*.387	.482	0
2016	Dunedin	.274	119	468	58	128	26	1	21	*83	0	8	4	34	112	10	4	.323	.468	5
	New Hampshire	.138	9	29	3	4	0	0	1	2	0	1	1	3	6	0	0	.235	.241	0
2017	New Hampshire	.243	96	346	45	84	19	0	12	54	0	4	12	30	77	0	2	.321	.402	2
	Trenton	.257	38	140	11	36	5	0	4	16	0	1	2	13	35	1	1	.327	.379	1
2018	Scranton/Wilkes-Barre	.295	96	359	49	106	18	1	11	46	0	6	2	25	106	1	4	.339	.443	2
	Trenton	.324	25	102	13	33	5	1	4	14	0	0	2	7	27	0	3	.378	.510	1
2019	Scranton/Wilkes-Barre	.315	117	413	*87	130	29	0	26	66	0	5	6	58	100	2	2	.402	.574	3
	KANSAS CITY	.293	23	75	8	22	5	0	0	6	0	0	1	7	25	0	0	.361	.360	0
Minor League Totals		.288	697	2591	375	747	164	4	102	430	0	43	50	232	611	20	20	.353	.473	23
Major League Totals		.293	23	75	8	22	5	0	0	6	0	0	1	7	25	0	0	.361	.360	0

*-Led league; + - Tied for league lead

CAREER TRANSACTIONS

- 2013 Selected by the Kansas City Royals in the 36th round of the First-Year Player Draft...did not sign
- 2014 Selected by the Toronto Blue Jays in the 15th round of the First-Year Player Draft
- 2017 Acquired by the New York Yankees for INF/OF Rob Refsnyder, July 23
- 2019 Acquired by the Kansas City Royals for cash considerations or a player to be named and International slot money, Aug. 31

SINGLE GAME BESTS

HITS	RUNS
3 Sept. 20, 2019 @ MIN	2 Sept. 21, 2019 @ MIN
	Sept. 24, 2019 vs. ATL
DOUBLES	HITTING STREAKS
2 Sept. 7, 2019 @ MIA	7 Sept. 17-25, 2019
RBI	
3 Sept. 7, 2019 @ MIA	

CAREER FIELDING

Position	Pct.	G	TC	PO	A	E	DP
First Base	1.000	6	48	47	1	0	2
Outfield	1.000	14	22	21	1	0	0

ROYALS ON TWITTER

Player **Handle**
 Scott Blewett @SBlewett7
 Jorge Bonifacio @ElBon4
 Kris Bubic @krisbubic
 Hunter Dozier @hdozier_17
 Heath Fillmyer @hfillmyer08
 Maikel Franco @maikelfranco_
 Cam Gallagher @camgally3545
 Ofreidy Gomez @Ofreidy
 Conner Greene @connergreene
 Foster Griffin @Foster_Griffin
 Nick Heath @intheathwestrust
 Kyle Isbel @kyleisbel_5
 Jakob Junis @jbljunis

Player **Handle**
 Jake Kalish @jkalish18
 Brad Keller @brad_keller13
 Jackson Kowar @JacksonKowar
 Khalil Lee @lilswingman24
 Jorge López @yabiee18
 Nicky Lopez @nick3lopez
 Richard Lovelady @RichardLovelad
 Ryan McBroom @R_McBroom
 Kevin McCarthy @KMAC_n_cheez15
 MJ Melendez @mjmelendez7
 Whit Merrifield @WhitMerrifield
 Adalberto Mondesi @raulmondesir
 Ryan O'Hearn @Rohearn11

Player **Handle**
 Salvador Perez ... @SalvadorPerez15
 Brett Phillips @Brett_Phillips8
 Matt Reynolds @ReyRey_5
 Trevor Rosenthal ... @TrevRosenthal
 Braden Shipley @shipley25
 Brady Singer @bsinger51
 Eric Skoglund @LBsTheZone
 Jorge Soler @solerpower12
 Daniel Tillo @DT4Cero
 Kyle Zimmer @kylezimmer11
 Tyler Zuber @TylerZuber



KEVIN MCCARTHY

#55 LEFT-HANDED PITCHER

BATS
RIGHT

THROWS
RIGHT

HEIGHT
6-3

WEIGHT
210

BORN: FEB. 22, 1992 | ROCKVILLE CENTRE, N.Y. | OD AGE: 28

SELECTED: 16TH ROUND, 2013 | MLB SERVICE: 2 YEARS, 97 DAYS

2019 SEASON

- Made the Opening Day roster for the first time, but was optioned to Omaha (AAA) on April 9...recalled on May 21 and spent the rest of the season in the Majors.
- After allowing eight earned runs over his first six appearances (19.64 ERA), pitched to a 3.49 ERA (22 ER in 56.2 IP) over his final 50 outings (May 22-end of the year).
- His 59.3% groundball rate ranked fifth among AL relievers, trailing only Zack Britton (78.5%), Aaron Bummer (73.3%), Adam Kolarek (64.3%) and Richard Bleier (60.3%).
- Issued six intentional walks, most by a Royal since Tim Collins had eight in 2012.
- Earned his first career save in his 125th career appearance on June 23 vs. Minnesota, recording the final seven outs after entering in the seventh inning with the tying run on deck.
- Had a 1.47 ERA (3 ER in 18.1 IP) in 13 outings from May 22-June 30, including wins on May 26 vs. the Yankees and June 25 at Cleveland.
- Allowed a run in six of his next eight appearances from July 3-28, before recording seven straight scoreless outings (6.2 IP) from July 30-Aug. 10.
- Went 2-0 with a 2.66 ERA (6 ER in 20.1 IP) over his last 19 appearances from Aug. 19 through season's end, including wins on Sept. 1 vs. Baltimore and Sept. 16 at Oakland.
- Ended the season with 9.1 consecutive scoreless innings over nine appearances, beginning on Sept. 13...allowed just five hits and two walks (1 intentional) vs. 35 batters during that span.
- Retired 19 of his last 20 batters faced, allowing only a Brian McCann single in the sixth inning on Sept. 24, before retiring the next nine to end the season.
- Pitched to a 3.78 ERA (7 ER in 16.2 IP) with three saves in 13 outings with Omaha from April 13-May 17, including a 0.87 ERA (1 ER in 10.1 IP) over his last eight outings.

HONORS AND AWARDS

- First MLB save: June 23, 2019 vs. Minnesota
- First MLB win: Sept. 10, 2016 at Chicago White Sox
- 2016 Texas League midseason All-Star

CAREER HIGHLIGHTS

- 2018:** Set career highs at the Major League level in wins (5), appearances (65), innings (72.0) and strikeouts (46)...also led the club with 17 holds.
- His 65.2% groundball rate ranked sixth among Major League relievers, and second in the American League to Zach Britton (72.1%).
- His 2.75 ERA (18 ER in 59 IP) in 55 appearances vs. American League opponents ranked ninth among relievers (min. 50 IP).
- Retired all nine batters he faced on just 24 pitches on May 1 at Boston, a 7-6 Royals win in 13 innings, becoming the first Royals reliever to record at least 30 innings on 24 pitches or fewer since Dan Reichert on May 18, 2002 at Cleveland (Game 1).
- Had a 2.25 ERA (7 ER in 28 IP) in 26 appearances between August and September.
- Had a 2.03 ERA (9 ER in 40 IP) in 35 appearances at Kauffman Stadium, the seventh-best home ERA in the American League (min. 30 outings)...did not allow a run in his first 11 home games (12.1 IP).
- 2017:** Split the season between the Royals and Omaha (AAA) and made 33 appearances in the big leagues...went 1-0 with a 3.20 ERA (16 ER in 45.0 IP).
- Made his Royals season debut on May 29 vs. Detroit and posted a 1.59 ERA (5 ER in 28.1 IP) over his first 22 appearances...that included a streak of 10 straight appearances (July 19-Aug. 25) without allowing an earned run (11.1 IP).
- Did not allow a home run over his first 22 outings, before surrendering four over his final 11 appearances.
- Tossed a career-high 3.0 scoreless innings on Sept. 13 vs. the White Sox...also collected a career-high four strikeouts, which tied for the most by a Royals reliever in a single outing in 2017.
- Pitched in 25 games at Omaha, going 1-1 with a 3.09 ERA (11 ER in 32.0 IP) and a 1.28 WHIP.
- 2016:** Made his big league debut on Sept. 9 at U.S. Cellular Field, and appeared in 10 games over the final three weeks of the season.
- Faced just one hitter, Tim Anderson, in each of his first two appearances, Sept. 9-10...earned his first big league win in the Sept. 10 game, stranding a pair of inherited runners ahead of a KC rally in a 6-5 victory.
- Made 47 minor league appearances between Omaha and Northwest Arkansas (AA), going 5-6 with a career-best 16 saves and a 3.04 ERA (23 ER in 68.0 IP).
- Ranked fifth in the Texas League with 11 saves, despite being promoted to Omaha on June 16.
- 2015:** Split the season between Lexington (A), Wilmington (A) and Northwest Arkansas, reaching Double-A for the first time in his career.
- 2014:** Injured in his second appearance of the year with Lexington and missed the remainder of the season...placed on the disabled list on April 14.
- 2013:** Tied for seventh in the Appalachian League (Rookie) in wins (4) in his first professional season.

MISC NOTES

- Full name is **Kevin Edward McCarthy**...resides in Rockville Centre, N.Y.
- Graduated from Kellenberg Memorial High School in Uniondale, N.Y in 2010.
- Attended Marist College (N.Y.), where he earned MAAC All-Academic honors in 2012 and 2013...went 4-3 with a 4.24 ERA in 68.0 innings in 2013.
- When he made his big league debut in 2016, he became the first player from Marist to appear in a big league game.
- Brother, Brian, was a high jumper at Dartmouth College.
- Participated in several community projects, including Play Ball Weekend, PLAY Clinic as well as a Special Olympics Clinic...also attended Royals FanFest in 2019 and 2020.

CAREER PITCHING

YEAR	CLUB	W-L	ERA	G	GS	CG	SHO	SV	IP	H	R	ER	HR	HB	BB	SO	WP	BK	AVG
2013	Burlington	4-2	3.40	10	5	0	0	0	42.1	49	18	16	2	0	5	32	2	0	.293
2014	Lexington	1-0	0.00	2	0	0	0	0	4.0	2	0	0	0	0	2	1	0	0	.182
2015	Lexington	1-1	1.50	6	0	0	0	2	12.0	10	3	2	0	0	1	8	2	0	.222
	Wilmington	3-3	1.64	16	0	0	0	4	33.0	24	7	6	2	0	5	23	1	1	.205
	Northwest Arkansas	1-0	5.71	11	0	0	0	0	17.1	24	11	11	1	0	8	9	3	1	.329
2016	Northwest Arkansas	3-2	3.12	22	0	0	0	11	34.2	26	12	12	3	1	8	29	4	0	.208
	Omaha	2-4	2.97	25	0	0	0	5	33.1	28	15	11	4	1	16	30	1	0	.230
	KANSAS CITY	1-0	6.48	10	0	0	0	0	8.1	11	8	6	1	0	5	7	0	0	.314
2017	Omaha	1-1	3.09	25	0	0	0	2	32.0	32	12	11	3	0	9	17	0	0	.274
	KANSAS CITY	1-0	3.20	33	0	0	0	0	45.0	50	23	16	4	0	13	27	1	0	.276
2018	Omaha	0-1	5.40	3	0	0	0	0	3.1	5	2	2	0	0	1	3	1	0	.259
	KANSAS CITY	5-4	3.25	65	0	0	0	0	72.0	70	28	26	7	2	20	46	2	0	.333
2019	KANSAS CITY	4-2	4.48	56	0	0	0	1	60.1	68	31	30	4	2	21	38	2	0	.285
	Omaha	0-0	3.78	13	0	0	0	3	16.2	19	7	7	0	0	5	15	0	0	.297
Minor League Totals		16-14	3.07	133	5	0	0	27	228.2	219	87	78	15	2	60	167	14	2	.256
Major League Totals		11-6	3.78	164	0	0	0	1	185.2	199	90	78	16	4	59	118	5	0	.274

CAREER TRANSACTIONS

2013 Selected by the Kansas City Royals in the 16th round of the First-Year Player Draft...signed by Keith Connolly

CAREER FIELDING

Position	Pct.	G	TC	PO	A	E	DP
----------	------	---	----	----	---	---	----

Pitcher	.959	164	49	14	33	2	3
---------	------	-----	----	----	----	---	---

SINGLE GAME BESTS

STRIKEOUTS

3 Aug. 7, 2019 @ BOS
Sept. 10, 2019 @ CWS

INNINGS

2.1 June 23, 2019 vs. MIN
2.0 (6x) Last: Sept. 24, 2019 vs. ATL

WINNING STREAK

5 Sept. 10, 2016-May 3, 2018

EWING M. KAUFFMAN AWARD

The Royals recognized a Scouting Department employee for outstanding contributions to the organization.

1970 - Art Stewart	1983 - Art Stewart	1996 - Allard Baird
1971 - Rosey Gilhousen	1984 - Al Kubi	1997 - Wil Rutenschroer
1972 - Dale McReynolds	1985 - Dick Balderson	1998 - Steve Flores
1973 - Spider Jorgenson	1986 - Ken Gonzales	1999 - Jeff McKay
1974 - Tom Ferrick	1987 - Carl Blando	2000 - Luis Silverio
1975 - John Sullivan	1988 - Jerry Stephens	2001 - Dennis Woody
1976 - Bill Fischer	1989 - Brian Murphy	2002 - Steve Connelly
1977 - Al Diez	1990 - No Award	2003 - Spencer Graham
1978 - Art Lilly	1991 - Bob Carter	2004 - Mike Brown
1979 - Gary Blaylock	1992 - Chuck McMichael	2005 - No Award
1980 - Chris Rice	1993 - Terry Wetzel	2006 - Brian Rhee
1981 - Joe Sparks	1994 - Luis Silverio	2007 - Scott Ramsay
1982 - Gene Lamont	1995 - Tony Levato	



WHIT MERRIFIELD

#15 INFIELDER/OUTFIELDER

BATS
RIGHTTHROWS
RIGHTHEIGHT
6-1WEIGHT
195

BORN: JAN. 24, 1989 | FLORENCE, S.C. | OD AGE: 31

SELECTED: NINTH ROUND, 2013 | MLB SERVICE: 3 YEARS, 101 DAYS

2019 SEASON

- 👑 Named the recipient of the Joe Burke Special Achievement Award as well as the "Good Guy" Award winner by the Kansas City Chapter of the BBWAA.
- 👑 Set career highs in games (162), runs (105), hits (206), triples (10), extra-base hits (67), slugging pct. (.463) and OPS (.811).
- 👑 Selected as the Royals lone representative in the 2019 All-Star Game and replaced Mike Trout in center field, going 0-for-2...he's the third Royal to appear in center field in an All-Star Game, joining Willie Wilson (1982-83) and Amos Otis (1970-71, 1973).
- 👑 Named the Royals 2019 Heart and Hustle Award winner by the MLBPA, an award which honors active players who demonstrate a passion for the game of baseball and best embody the values, spirit and traditions of the game.
- 👑 Led the Majors with 206 hits, matching Mike Sweeney (2000) for sixth most in Royals history...after leading the Majors with 192 hits in 2018, he became the second right-handed batter ever to lead the Majors in hits in consecutive seasons, joining Hall of Famer Kirby Puckett, who did it in 1988-89...he's the first player, regardless of handedness, to lead the Majors in hits in consecutive seasons since Ichiro Suzuki from 2006-10, and he's the second Royal to turn the trick, joining George Brett (1975-76).
- 👑 His 206 hits are the most by an American League player since 2016, when José Altuve had 216 and Mookie Betts had 214.
- 👑 Recorded a hit in a Major League-best 129 of 162 games (80.1%), three more than Kevin Seitzer's previous franchise record of 126 games in 1987...it's the most games with a hit in the Majors since Derek Jeter hit safely in 129 games in 2012...the Major League record (since 1908) is 135 games with a hit, a mark that is shared by five players: Ichiro Suzuki (2001), Jeter (1999), Wade Boggs (1985), Chuck Klein (1930) and Rogers Hornsby (1922).
- 👑 Hit safely in his first 11 games, after hitting in his final 20 games of the 2018 season, to mark the longest hitting streak in Royals history (31), one more than George Brett's previous club-record of 30 straight in 1980...it was the longest streak in the Majors since Dan Uggla's 33-game run in 2011.
- 👑 Since Joe DiMaggio set the Major League standard with his 56-game hit streak in 1941, Merrifield is one of five American League players with a hit streak of more than 30 games, joining Paul Molitor (39 in 1987), Dom DiMaggio (34 in 1949), Ken Landreaux (31 in 1980) and Ron LeFlore (31 from 1975-76).
- 👑 One of four American League players to play in 162 games, joining teammate Jorge Soler, Baltimore's Jonathan Villar and Oakland's Marcus Semien...Merrifield and Soler are the seventh and eighth Royals to play 162 games in a season, joining: Alcides Escobar (2014, 2016-17), Eric Hosmer (2017), Billy Butler (2013), Carlos Beltrán (2002), Al Cowens (1977) and Hal McRae (1977).
- 👑 Matched teammates Hunter Dozier and Adalberto Mondesi, and Arizona's Eduardo Escobar for the Majors lead with 10 triples...the trio of Royals are the first to lead the American League in triples since Jose Offerman (13) in 1998.
- 👑 Became the first to lead the American League in both hits and triples since Nomar Garciaparra (209 hits, 11 triples) during his 1997 Rookie of the Year Award-winning season.
- 👑 He's one of three players in the last 84 seasons (since 1936) to record at least 10 triples, 20 steals, 40 doubles and 200 hits in a season, joining Johnny Damon (2000 with Kansas City) and Nomar Garciaparra (1997 with Boston).
- 👑 Became the first Royal to record at least 30 hits in all six months of the season from April through September...he's recorded at least 30 hits in nine consecutive months overall (excluding March and October), a streak which started in July 2018...it's the longest streak by an American League player since Ichiro Suzuki went 11 straight months from May 2007-September 2008 (Elias).
- 👑 Started games at second base (76), right field (53), center field (16), designated hitter (8), first base (4) and left field (4).
- 👑 Ranked second in the Majors with 735 plate appearances, which were third most in Royals history behind Willie Wilson (745 in 1980) and Johnny Damon (741 in 2000).
- 👑 Scored 105 runs, the most by a Royal since Carlos Beltrán scored 114 times in 2002.
- 👑 Played in his 500th career game on Aug. 7 in Boston, becoming the 26th position player in Royals history to play the first 500 games of his Major League career with the club... among those 26 players, his 596 hits through 500 games are the most, ahead of George Brett (588), Kevin Seitzer (577), Carlos Beltrán (570) and Billy Butler (546).
- 👑 Named Royals Player of the Month for May and June, marking his third and fourth career monthly awards.
- 👑 Recorded a walk-off single on May 26 off the Yankees' Jonathan Holder, his fourth career walk-off RBI in the Royals' first walk-off win vs. the Yankees since 2000.
- 👑 Recorded his second career multi-homer game on June 18 in Seattle, collecting a career-high six RBI.
- 👑 Hit leadoff home runs on Aug. 9 at Detroit (Edwin Jackson) and Aug. 11 at Detroit (Daniel Norris), becoming the second Royal to hit two leadoff homers in the same series, joining Alex Gordon, who did it in Baltimore exactly seven years prior, on Aug. 9, 2012 and Aug. 11, 2012.
- 👑 Hit inside-the-park home runs on July 16 off Chicago's Dylan Cease and on Aug. 9 off Detroit's Edwin Jackson, which led off the game, making him the sixth player in franchise history to hit a leadoff inside-the-park homer in a regular season game, and the first since Omar Moreno on Sept. 5, 1985 vs. Milwaukee.
- 👑 He's the first Royal with multiple inside-the-park homers in the same season since Mark Teahen had two in 2008, and he's the second Royals right-handed batter to turn the trick, joining Frank White in 1975.
- 👑 He's the first Royal to have consecutive homers be inside the parkers since Brian McRae in 1992.
- 👑 Went hitless in back-to-back games on Aug. 3-4 for the first time since Sept. 3-5, 2018...according to Sportradar, his streak of 135 consecutive games without back-to-back hitless efforts was the second longest in the American League since 1946, trailing only Ichiro Suzuki's streak of 180 from 2008-09.

- He's recorded a hit in 59 consecutive series, including the last seven series of 2018 and all 52 series in 2019.
- Led the Majors with 42 leadoff hits, most by a Royal since Johnny Damon had 44 leadoff hits in 2000.
- Collected a leadoff double to cap a 13-pitch at-bat vs. Julio Teheran (including 7 foul balls) on Sept. 24, the most pitches seen by a Royal in an at-bat that ended with a hit since Eric Hosmer doubled to cap a 13-pitch at-bat vs. Toronto's Todd Redmond on April 30, 2014.
- Hit .335 in 76 games vs. American League Central opponents, including 108 hits, the second-most hits ever by a player vs.

- the AL Central (since 1994), trailing only Michael Brantley, who had 112 hits within the division in 2014.
- Recorded 28 hits in 19 games vs. Cleveland, the most hits ever by a Royal in a single season vs. the Indians, two more than Mike Sweeney's 26 in 2001.
- Had 31 hits in 19 games vs. Detroit, matching Carlos Beltrán (2001) for the most by a Royal vs. the Tigers in a single season, and tied for third most by a Royal vs. any team in a single season, trailing only George Brett's 36 hits in 18 games vs. the Angels in 1975 and Brett's 32 hits in 17 games vs. the Twins in 1976.

HONORS AND AWARDS

- 2019 MLB All-Star
- 2019 Led MLB in hits (206)
- 2019 Tied for MLB lead in triples (10), games played (162)
- 2019 Joe Burke Royals Special Achievement Award
- 2019 MLBPAA Royals Heart & Hustle Award
- 2018 Led MLB in hits (192), stolen bases (45)
- 2018 Les Milgram Royals Player of the Year
- 2018 MLB Japanese All-Star Tour participant
- 2017 Led American League in stolen bases (34)

- First MLB home run:** June 13, 2016 vs. Cleveland, solo shot off Carlos Carrasco
- First MLB hit:** May 18, 2016 vs. Boston-2, single off David Price
- 2014 George Brett Minor League Hitter of the Year
- 2014 Omaha Player of the Year
- 2014 Texas League midseason All-Star
- 2012 Wilmington Player of the Year
- 2011 Carolina League midseason All-Star

CAREER HIGHLIGHTS

- His 655 hits through 546 career games are fourth most by any player through his first four Major League seasons since 2010, trailing only José Abreu, who had 726 hits from 2014-17, Starlin Castro, who had 692 hits from 2010-13 and Francisco Lindor, who had 665 hits from 2015-18...his 655 hits are most by a Royal through four seasons, 54 more than Eric Hosmer's 601 hits from 2011-14.
- Signed four-year contract with a club option for 2023 on Jan. 28, 2019.
- 2018:** Named the Les Milgram Player of the Year honors by the Kansas City chapter of the BBWAA...also tabbed the Royals finalist for the Hank Aaron Award.
- Became the third player since WWII to lead the Major Leagues in both hits (192) and steals (45), joining: Dee Gordon (2015) and Ichiro Suzuki (2001)...prior to 1945, the only others to do it were: Snuffy Stirrweiss (1944), Ty Cobb (1917, 1915, 1911, 1909), Benny Kauff (1914) and Honus Wagner (1908).
- Was the third Royal to lead the Majors in hits, joining: Willie Wilson (club-record 230 hits in 1980) & George Brett (212 in 1979; 215 in 1976, tied with Pete Rose).
- Became the second Royal to lead the Majors in steals, joining Willie Wilson (club-record 83 in 1979).
- Became the first Royal to lead the American League in stolen base in consecutive seasons (34 in 2017)...his 45 steals in 2018 were most by a Royal since Johnny Damon (46) in 2000.
- Set a club-record 16 steals of third base (18 attempts), four more than the previous high set by Lorenzo Cain (12) in 2015...was the most in the American League since Rajai Davis (17) in 2012.
- Ranked among American League leaders in: plate appearances (707, 2nd), at-bats (632, tied for 2nd), multi-hit games (54, tied for 4th), doubles (43, 6th), batting average (.304, 6th), times on base (259, 7th) and on-base percentage (.367, 8th).
- Started in 157 of the Royals' 162 games, including starts at: second base (107), center field (27), designated hitter (10), right field (7), first base (5) and left field (1)...only two players started at least five games at more than five different positions: Niko Goodrum and Neil Walker (6 each).
- Had a club-record four hitting streaks of at least 12 games, most in the Majors: May 6-19 (12), June 27-July 10 (12), Aug. 12-23 (12) and Sept. 10-30 (20).
- Ended the season on a career-high 20-game hit streak, in which he hit .318/.379/.482 (27-for-85)...was the longest streak in the Majors in 2018...was the longest to end a season in the Majors since Marco Scutaro ended 2012 with a 20-game hit streak.
- Became the seventh American League player (8th time) in the last 84 years (since 1935) to record a 40-double, 40-steal season, joining: José Altuve (2014), Brian Roberts (2007-08), Alfonso Soriano (2002), Johnny Damon (2000 with Kansas City), Roberto Alomar (1991) and Paul Molitor (1987).
- Hit three leadoff HR: July 2 vs. Cleveland (Corey Kluber), Aug. 26 vs. Cleveland (Shane Bieber) and Sept. 10 vs. the White Sox (Lucas Giolito).
- His 33 leadoff hits were tied with George Springer for fourth most in the Majors.
- Hit .357/.406/.538 (65-for-182) vs. left-handed pitchers, the fifth-best average in the Majors.
- Had a career-high five hits on July 8 vs. Boston—four of which came vs. Rick Porcello—the first five-hit game by a Royal since Eric Hosmer on July 26, 2017 at Detroit, and the first ever five-hit game by a Royal as a second baseman.
- Named Royals Player of the Month for August, after recording 39 hits, two shy of the Major League lead...his .358 average ranked third in the American League.
- Hit his first career walk-off HR on Sept. 1 vs. Baltimore, a two-run shot off Mychal Givens.
- Led the American League with 83 hits after the All-Star break for the second straight season (94 in 2017).
- 2017:** Spent majority of the season with the Royals, playing in 145 games, which included 131 starts at second base and 12 in the outfield (8 in RF, 4 in LF).
- Led the American League with 34 stolen bases, becoming the first Royal to lead the league in steals since Johnny Damon (46) in 2000...his stolen base total ranked fourth in the Majors, behind Dee Gordon (60), Billy Hamilton (59) and Trea Turner (46).
- Became the third Royals player (4th time) with at least 30 doubles, 30 steals and 19 home runs in a season, joining Carlos Beltrán (2001, 2002) and Amos Otis (1978).
- Hit 18 of his home runs as a second baseman, the most by a Royals second sacker not named Frank White, who hit 22 in 1985 and 1986.

- 👑 Tied for third in the American League in triples and tied for fourth in infield hits (23).
- 👑 Led the American League with 94 hits after the All-Star break, the most second-half hits by a Royal since Billy Butler (102) and Alex Gordon (98) in 2012.
- 👑 Had a 19-game hitting streak (May 13-June 4), tied for the longest in the American League in 2017 with José Altuve.
- 👑 Hit three leadoff home runs – July 4 at Seattle (Felix Hernandez), July 25 at Detroit (Michael Fulmer) and Aug. 24 vs. Colorado (German Marquez).
- 👑 Recorded his first multi-home game on July 23 vs. the White Sox, hitting solo shots off Derek Holland and Dan Jennings... became the first Royals second baseman with a multi-home game since Alberto Callaspo on April 18, 2010 (at Minnesota) and the first Royals leadoff hitter (any position) with a multi-home game since Lorenzo Cain on September 7, 2012 (at White Sox).
- 👑 Became the 12th Royal (16th time) to homer in both games of a doubleheader, August 6 vs. Seattle...he and Salvador Perez (May 21 at Minnesota) both accomplished this in 2017.
- 👑 Set a career-high with five RBI on Aug. 13 at Guaranteed Rate Field, the most by a Royals leadoff hitter since David DeJesus also drove in five runs June 15, 2008 vs. Arizona.
- 👑 **2016:** Made his Major League debut on May 18 vs. Boston in the second game of a split doubleheader...recorded his first hit off David Price.
- 👑 Played in 81 games, making 55 starts at second base, 11 in left field, three in right field, three at third base and one at first base...became the first Royals player to start games at five different positions (none of them as the DH) since Willie Bloomquist in 2010.
- 👑 Among AL rookies who recorded at least 300 at-bats, tied for second in doubles (22), ranked third in average (.283) and

- on-base percentage (.323) and fourth in multi-hit games (27).
- 👑 Hit in 30 of his first 34 games overall (May 18-June 27)... since 1960, only Ichiro Suzuki (32 in 2001) and David Dahl (31 in 2016) have hit in more of their first 34 games.
- 👑 Recorded a hit in each of his first 18 home games, the third-longest streak to begin a career since 1913, trailing Rocco Baldelli (20 in 2003) and Albert Pujols (19 in 2001).
- 👑 Batted .339 (39-for-115) over his first 27 games (May 18-June 18), 12th-best in the American League over that span.
- 👑 Recorded his first home run on June 13 vs. Cleveland and hit his second the next day, becoming the first Royals rookie to homer in consecutive games since Mike Moustakas in 2011.
- 👑 Had his contract selected from Omaha (AAA) on May 18... optioned back to Triple-A on July 26, before being recalled on Sept. 2.
- 👑 **2015:** Spent the season with Omaha, appearing at every position except for pitcher and catcher.
- 👑 In 2015, tied for fourth in the Pacific Coast League in stolen bases (32) and ranked fifth in runs scored (83)...had an 18-game hitting streak (April 16-May 4), batting .370 (27-for-73) with five doubles, two triples and two homers.
- 👑 **2014:** Named George Brett Hitter of the Year (organization's top offensive player) and Omaha Player of the Year.
- 👑 Tied for sixth among all minor leaguers with 41 doubles combined between Northwest Arkansas (AA) and Omaha (AAA)...would have won the 2014 Pacific Coast League batting title (.340), but finished 65 at-bats shy of qualifying.
- 👑 Hit safely in all 14 of Omaha's games during the 2014 postseason, hitting .386 (17-for-44) with two doubles, three homers and seven runs scored...that included going 4-for-4 with a double in Game 2 of the Championship Series at Reno.
- 👑 **2012:** Named Wilmington (A) Player of the Year.

MISC NOTES

- 👑 Full name is **Whitley David Merrifield**...resides in Advance, N.C.
- 👑 Graduated from David County High School in Mocksville, N.C., in 2007...batted .464 as a junior and .400 as a senior, earning all-state selections both years.
- 👑 Attended the University of South Carolina...hit .326 as a freshman to earn SEC All-Freshman honors in 2008...batted .340 during his sophomore season, playing in all 63 games.
- 👑 Helped lead the Gamecocks to the 2010 College World Series title...drove in the winning run with an 11th-inning single to beat UCLA (2-1) in the championship game, the last CWS contest played at Rosenblatt Stadium.
- 👑 Batted .321 with 13 home runs and 42 RBI during his junior year (2010), taking honors as the Earnest Brooks Co-Male

Athlete of the Year...finished his career sixth in school history with 263 hits and fifth with 197 runs.

- 👑 Mother, Kissy, was a five-time South Carolina state champion in tennis and played collegiately at Wake Forest University... father, Bill, was a two-time ACC Player of the Year at Wake Forest in baseball and played in the minor leagues.
- 👑 Competed in the Japanese Game Show Sports Danshi Grand Prix during the 2017 offseason...show included several athletes from other sports, including Olympic Gold Medal sprinter, Justin Gatlin.
- 👑 Participated in several community projects in 2018, including a Special Olympics Clinic and hosting Gold Star Families at Kauffman Stadium...also participated in Royals FanFest 2017-20.

CAREER BATTING

YEAR	CLUB	AVG	G	AB	R	H	2B	3B	HR	RBI	SAC	SF	HP	BB	SO	SB	CS	OBP	SLG	E
2010	Burlington	.253	47	186	24	47	8	3	5	26	4	1	3	15	42	5	3	.317	.409	1
2011	Wilmington	.262	126	477	74	125	30	3	5	36	10	4	4	52	89	24	14	.337	.369	6
2012	Wilmington	.258	101	380	59	98	20	3	8	36	10	5	4	61	69	25	5	.333	.389	7
	Northwest Arkansas	.260	24	96	12	25	2	1	1	8	1	1	0	8	19	3	2	.314	.333	2
2013	Northwest Arkansas	.270	94	322	31	87	20	5	3	43	5	2	2	22	57	17	7	.319	.391	7
2014	Northwest Arkansas	.278	44	162	22	45	13	1	5	20	4	1	1	22	27	5	4	.366	.463	5
	Omaha	.340	76	321	57	109	28	3	3	29	2	3	2	17	52	11	7	.373	.474	2
2015	Omaha	.265	135	544	83	144	29	5	5	38	4	3	4	39	66	32	9	.317	.364	11
2016	Omaha	.266	69	274	46	73	19	0	8	29	2	4	2	22	55	20	2	.321	.423	5
	KANSAS CITY	.283	81	311	44	88	22	3	2	29	1	1	0	19	72	8	3	.323	.392	5
2017	Omaha	.412	9	34	6	14	4	0	3	9	0	1	1	4	4	1	1	.432	.794	0
	KANSAS CITY	.288	145	587	80	169	32	6	19	78	1	7	6	29	88	*34	8	.324	.460	12
2018	KANSAS CITY	.304	158	632	88	*192	43	3	12	60	2	6	6	61	114	*45	10	.367	.438	7
2019	KANSAS CITY	.302	+162	*681	105	*206	41	+10	16	74	0	4	5	45	126	20	10	.348	.463	7
Minor League Totals		.274	725	2796	414	767	173	24	46	274	42	25	23	239	480	143	54	.334	.403	46
Major League Totals		.296	546	2211	317	655	138	22	49	241	4	18	17	154	400	107	31	.344	.445	35

*-Led league; + - Tied for league lead

CAREER TRANSACTIONS

- 2010 Selected by the Kansas City Royals in the ninth round of the First-Year Player Draft...signed by Casey Fahy
 2019 Signed by the Kansas City Royals to a four-year contract, Jan. 28

HOME RUN INFORMATION

MULTI-HOMER GAMES (2)

- July 23, 2017 vs. CWS (2)
 June 18, 2019 @ SEA (2)

GRAND SLAMS (1)

- May 7, 2019 @ HOU (Valdez)

WALK-OFF (1)

- Sept. 1, 2018 vs. BAL (Givens)

PINCH-HIT (1)

- Aug. 2, 2018 @ CWS (Cedeño)

INSIDE THE PARK (2)

- July 16, 2019 vs. CWS (Cease)
 Aug. 9, 2019 @ DET (E. Jackson)

LEADOFF (8)

- July 4, 2017 @ SEA (F. Hernández)
 July 25, 2017 @ DET (Fulmer)
 Aug. 24, 2017 vs. COL (Márquez)
 July 2, 2018 vs. CLE (Kluber)
 Aug. 26, 2018 vs. CLE (Bieber)
 Sept. 10, 2018 vs. CWS (Giolito)
 Aug. 9, 2019 @ DET (E. Jackson)**
 Aug. 11, 2019 @ DET (Norris)

**-Inside the Park HR

SINGLE GAME BESTS

HITS

- 5 July 8, 2018 vs. BOS
 4 (7x) Last: Sept. 5, 2019 vs. DET

DOUBLES

- 3 Sept. 6, 2017 @ DET
 2 (13x) Last: Sept. 14, 2019 vs. HOU

TRIPLES

- 2 May 2, 2019 vs. TB

RBI

- 6 June 18, 2019 @ SET
 5 Aug. 13, 2017 @ CWS
 May 7, 2019 @ HOU
 4 June 18, 2016 vs. DET

RUNS

- 3 (9x) Last: Sept. 16, 2019 @ OAK

STOLEN BASES

- 3 July 2, 2017 vs. MIN
 May 6, 2018 vs. DET
 May 18, 2018 vs. NYY

HITTING STREAKS

- 31 Sept. 10, 2018-April 10, 2019
 19 May 13-June 4, 2017
 15 June 29-July 17, 2019
 12 Aug. 12-23, 2018
 June 27-July 10, 2018
 May 6-19, 2018

WALK-OFF RBI (4)

- 👑 June 23, 2017 vs. Toronto,
 (double off Grilli; 9th)
 🏆 July 21, 2017 vs. White Sox
 (sac fly off Clippard; 10th)
 🏆 Sept. 1, 2018 vs. Baltimore,
 (2-run HR off Givens; 9th)
 🏆 May 26, 2019 vs. NY Yankees,
 (single off Holder; 10th)

CAREER FIELDING

Position	Pct.	G	TC	PO	A	E	DP
First Base	.988	12	82	75	6	1	10
Second Base	.983	387	1688	653	1006	29	264
Third Base	.909	6	11	1	9	1	2
Outfield	.987	148	318	304	10	4	2

ROYALS .300 HITTERS

The Royals 51-year history has produced 27 different .300 hitters. The magical .300 plateau has been reached 66 times. George Brett hit .300 on 11 different occasions to head the exclusive list. Kansas City has had a .300 hitter in 40 of its 51 seasons.

1969	None	1984	Hal McRae	.303	2001	Carlos Beltran	.306	
1970	Lou Piniella	.301	Willie Wilson	.301		Mike Sweeney	.304	
1971	Amos Otis	.301	1985	George Brett	.335	2002	Mike Sweeney	.340
1972	Lou Piniella	.312	1986	None		2003	Carlos Beltran	.307
	Richie Scheinblum	.300	1987	Kevin Seitzer	.323	2004	None	
1973	Amos Otis	.300		Danny Tartabull	.309	2005	Mike Sweeney	.300
1974	Hal McRae	.310	1988	George Brett	.306	2006	None	
1975	George Brett	.308		Kevin Seitzer	.304	2007	None	
	Hal McRae	.306	1989	None		2008	David DeJesus	.307
1976	George Brett	.333	1990	George Brett	.329	2009	Billy Butler	.301
	Hal McRae	.332	1991	Danny Tartabull	.316		Alberto Callaspo	.300
1977	George Brett	.312	1992	None		2010	Billy Butler	.318
	Al Cowens	.312	1993	None		2011	Melky Cabrera	.305
1978	None		1994	Wally Joyner	.311		Alex Gordon	.303
1979	George Brett	.329		Felix Jose	.303	2012	Billy Butler	.313
	Willie Wilson	.315	1995	Wally Joyner	.310	2013	Eric Hosmer	.302
1980	George Brett	.390	1996	Jose Offerman	.303	2014	Lorenzo Cain	.301
	Willie Wilson	.326	1997	None		2015	Lorenzo Cain	.307
	John Wathan	.305	1998	Jose Offerman	.315	2016	None	
1981	George Brett	.314		Hal Morris	.309	2017	Eric Hosmer	.318
	Willie Wilson	.303	1999	Mike Sweeney	.322		Lorenzo Cain	.300
1982	Willie Wilson	.332		Joe Randa	.314	2018	Whit Merrifield	.304
	Hal McRae	.308		Johnny Damon	.307	2019	Whit Merrifield	.302
	George Brett	.301	2000	Mike Sweeney	.333			
1983	Hal McRae	.311		Johnny Damon	.327			
	George Brett	.310		Jermaine Dye	.321			
				Joe Randa	.304			

* - min. 502 plate appearances

* - min. 502 plate appearances



ADALBERTO MONDESI

#27 INFILDER

BATS
SWITCHTHROWS
RIGHTHEIGHT
6-1WEIGHT
200

BORN: JULY 27, 1995 | LOS ANGELES, CALIF. | OD AGE: 24

SIGNED: INTERNATIONAL FREE AGENT, JULY 27, 2011 | MLB SERVICE: 2 YEARS, 88 DAYS

2019 SEASON

- Made the Opening Day roster for the second time (also 2017) and set career highs in games (102), runs (58), hits (109), doubles (20), triples (10), RBI (62) and stolen bases (43).
- His 10 triples in just 102 games matched teammates Hunter Dozier and Whit Merrifield, and Arizona's Eduardo Escobar for the Major League lead...became the first American League player to record as many as 10 triples in 102 games or fewer since Glenn McQuillen (12 triples in 100 games) of the 1942 St. Louis Browns.
- His 43 stolen bases in 102 games ranked second in the Majors, trailing only Mallex Smith (46 steals in 134 games).
- His combination of 10 triples and 43 stolen bases has not been matched by an American League player since Carl Crawford (13 triples, 47 steals) in 2010...became the first American League shortstop with that combination of triples and steals since the Royals' Freddie Patek (11 triples, 49 steals) in 1971.
- Became the first American League shortstop ever to record at least 10 triples, 40 stolen bases and 60 RBI in a season.
- Missed 11 games on the IL from June 20-July 1 with right groin discomfort...also missed 41 games on the IL from July 17-Aug. 30 with a left shoulder subluxation...reinstated on Sept. 1, but aggravated the shoulder injury on Sept. 22, and did not play in the team's final five games.
- In his first game back from his second IL stint on Sept. 1, he matched career highs with four hits and three steals, becoming the second Royal with multiple career games of four hits and three steals (also Aug. 14, 2018 vs. Toronto), joining Amos Otis...Mondesi is the only active player in the Majors with two such games, and he owns the last two such games in the Majors.
- In 71 games prior to his first stint in the IL, his 27 steals led the Majors, nine more than Mallex Smith...prior to his second stint on the IL, his 31 steals were five more than Smith for most in the Majors.
- His 28 steals before the All-Star break were most by a Royal since Tom Goodwin had 32 steals before the break in 1997.
- Despite playing in only 102 games, he had 10 multi-steal efforts, two more than Mallex Smith for most in the Majors.
- Had two triples on Opening Day vs. the White Sox, becoming the ninth player since 1908 to record two triples on Opening Day, joining Justin Maxwell (2013), Tony Pena Jr. (2007 with Kansas City), Tommy Henrich (1950), Arky Vaughan (1941), Bubbles Hargrave (1924), Tillie Walker (1917), Jimmy Sheckard (1912) and Frank Schulte (1910).
- Became the first American League shortstop to record at least one RBI in each of his team's first four games since Seattle's Rich Aurilia turned the trick in 2004...prior to that, it hadn't been done since 1950.
- Hit his first career inside-the-park home run on April 2 vs. Minnesota to break a 3-3 tie in the eighth inning and snap Taylor Rogers' scoreless-innings streak at 28.1, which was the longest active run in the Majors at the time.
- Five of his nine home runs gave Kansas City a lead, including his go-ahead two-run shot on Sept. 11 in Chicago, his second homer in as many games.
- In 56 games through the end of May, he hit .288 (65-for-226) with a .487 slugging percentage (26 extra-base hits), 42 RBI and 20 stolen bases...in 46 games from June 1 through season's end, he hit .233 (44-for-189) with a .349 slugging percentage (13 extra-base hits), 20 RBI and 23 stolen bases.
- Matched a career high with four RBI on April 24 at Tampa Bay, including a three-run home run.
- Hit a combined .319 (55-for-172) in the first, second and third innings, but hit just .222 (54-for-243) from the fourth inning on.

HONORS AND AWARDS

- 2019 Tied for MLB lead in triples (10)
- 2018 Joe Burke Royals Special Achievement Award
- 2017 MiLB.com Organization All-Star
- 2017 Pacific Coast League midseason All-Star
- First MLB home run: Aug. 16, 2016 at Detroit, solo shot off Justin Verlander

- First MLB hit: July 27, 2016 vs. Los Angeles Angels, single off Matt Shoemaker
- 2015 SiriusXM All-Star Futures Game participant (World)
- 2015 Texas League midseason All-Star
- 2014 Arizona Fall League "Rising Star"

CAREER HIGHLIGHTS

- 2018: Became the first player in Major League history to record at least 14 home runs and 32 steals in 75 games or fewer.
- In the previous 45 years (since 1974), his combination of homers (14) and steals (32) has been matched by only six others in their age-22 season or younger, including: Mike Trout (2012-13), Hanley Ramirez (2006), Jimmy Rollins (2001), Alex Rodriguez (1998), Sammy Sosa (1990) and Barry Bonds (1986-87).
- Started the season on the Injured List due to right shoulder impingement syndrome...made his season debut on April 30 with Omaha (AAA), where he hit .250/.295/.492 (30-for-120) with 16 extra-base hits, 21 RBI and 10 stolen bases in 29 games.

- 👑 Recalled on June 17 and spent the rest of the season with Kansas City.
- 👑 Named Joe Burke Special Achievement Award winner by the Kansas City chapter of the BBWAA.
- 👑 Hit just .143 (3-for-21) in his first seven games, but hit .287/.316/.524 (73-for-254) in 68 games after that.
- 👑 His 14 homers were third most on the team—despite not making his debut until June 17—trailing only Salvador Perez (27) and Mike Moustakas (20).
- 👑 Started at shortstop on June 22 at Houston, becoming the first Royal other than Alcides Escobar to start at the position since Sept. 25, 2015 (Christian Colón), snapping Escobar's streak of 407 consecutive starts at shortstop.
- 👑 Had a career high four RBI on July 10 at Minnesota, including a three-run HR, becoming the first Royals shortstop other than Alcides Escobar to HR since Yuniesky Betancourt on June 6, 2012.
- 👑 Of his 14 HR, 13 came as a shortstop, fourth most in club history behind: Jay Bell (21 in 1997), Angel Berroa (17 in 2003) and Yuniesky Betancourt (16 in 2010).
- 👑 The Royals went 29-29 (.500) in his 58 starts at shortstop, and 29-75 (.279) in all other games.
- 👑 Ranked fourth in the American League with 32 stolen bases, despite not making his season debut until June 17 (75 games)...became one of three AL players since 1900 to record at least 32 SB in 75 games or fewer, joining: Alex Cole (40 in 1990) and Coco Crisp (32 in 2010).
- 👑 Was successful on 32 of his 39 stolen bases attempts (82.1%)...only three players had a better rate and more attempts: Jonathan Villar (35-for-40, 87.5%), José Ramírez (34-for-40, 85.0%) and Trea Turner (43-for-52, 82.7%).
- 👑 Had 27 steals after the All-Star break, one behind teammate Whit Merrifield for the Royals lead.
- 👑 Over his last 30 games (since Aug. 25), he hit .312/.351/.624 (39-for-125) with 25 runs, 17 extra-base hits (10 HR), 22 RBI and 16 SB...during that time, he ranked among the American League leaders in: homers (tied for 2nd), stolen bases (tied for 2nd), runs (tied for 4th), hits (tied for 4th) and extra-base hits (tied for 6th).
- 👑 Named Royals Player of the Month for September, batting .282/.322/.564 (31-for-110) with 20 runs, eight HR, 17 RBI and 14 stolen bases in 26 games...his combination of eight homers and 14 steals had been matched in a calendar month by only two others since 1913: Carlos Beltrán (10 HR, 16 SB) in August 2004 and Joe Morgan (8 HR, 15 SB) in August 1976.
- 👑 His eight homers in September were most by a Royals shortstop in any calendar month.
- 👑 Recorded a homer and stolen base in the same game six times, five of which came in September...the Major League leader for the entire season was Mike Trout, who had seven such games...six such games is third most in Royals history, trailing Carlos Beltrán (9 in 2003, 7 in 2001).
- 👑 **2017:** Made his first Opening Day roster, but spent a majority of the season with Omaha (AAA) after being optioned on April 21...over three stints with the Royals, batted .170 (9-for-53) with a double, a homer, three RBI and five steals.
- 👑 Opened the year as the starting second baseman, but hit .109 (4-for-39) over his first 14 games...returned to the big leagues on Sept. 1 and went 5-for-11 (.455).
- 👑 Hit his lone home run on April 12, a solo shot off Oakland's Frankie Montas in the ninth inning.
- 👑 Struck out 22 times in just 53 at-bats (41.5 percent) at the Major League level.
- 👑 In 85 games with the Storm Chasers, batted .305 (98-for-321) with 20 doubles, eight triples, 13 homers, 52 RBI and 52 runs scored...tied for 10th in the Pacific Coast League in triples and ranked eighth in steals (21).
- 👑 Selected to the PCL All-Star team after batting .316/.346/.544 (75-for-237) before the break.
- 👑 **2016:** Made his regular season debut on July 26 and played in 47 games over the final 10 weeks of the season...made 40 starts at second base and also played in seven games at shortstop.
- 👑 Among AL rookies, ranked fourth in stolen bases (9) and tied for sixth in triples (3)...also tied for eighth among all AL players in sacrifices (6) and bunt hits (5).
- 👑 Recorded his first Major League hit on his 21st birthday (July 27), a bunt single off Angels' pitcher Matt Shoemaker...became the first Royals player to record his first MLB hit on his birthday...also collected his first RBI later in the same game.
- 👑 Hit his first home run – a solo shot off Justin Verlander – on Aug. 16 in Detroit...at 21 years, 20 days, he became the fifth-youngest Royal to hit his first Major League home run, trailing: Buck Martinez (20.233), George Brett (20.358), Jamie Quirk (20.333) and Clint Hurdle (20.050).
- 👑 Played in 52 games in the minor leagues between Omaha, Northwest Arkansas (AA) and Wilmington (A)...served a 50-game suspension (May 10-July 4) for violating MLB's Joint Drug Prevention and Treatment Program.
- 👑 Entered the 2016 season as the top prospect in the Royals' organization according to *Baseball America*...also held that title in 2015.
- 👑 **2015:** Spent the entire season at Northwest Arkansas, where he tied for fifth in the Texas League in triples (5) and tied for ninth in stolen bases (19).
- 👑 Participated in the SiriusXM All-Star Futures Game at Great American Ballpark in Cincinnati, going 1-for-2 for the World Team.
- 👑 **2014:** Led the Carolina League (A) in triples (12), which also tied for seventh among all minor league players.
- 👑 Named a 'Rising Star' in the Arizona Fall League following the season...hit .233 with six doubles and five steals for the Peoria Javelinas.
- 👑 **2013:** Selected as Lexington (A) Player of the Year as well as a South Atlantic League All-Star...tied for eighth in the league in triples (7) and tied for 15th in steals (24)...also ranked fifth in at-bats (482), while appearing in 125 games.

POSTSEASON HIGHLIGHTS

- 👑 Made his Major League debut in Game 3 of the 2015 World Series, pinch hitting for pitcher Yordano Ventura...struck out in his only plate appearance.
- 👑 Became the first player in big league history to make his debut during the World Series.

MISC NOTES

- 👑 Full name is **Raúl Adalberto Mondesi**...resides in San Cristobal, Dominican Republic.
- 👑 Son of 1994 National League Rookie of the Year, Raul Mondesi, who played in 13 Major League seasons with the Dodgers (1993-99), Toronto (2000-02), the Yankees (2002-03), Arizona (2003), Pittsburgh (2004), the Angels (2004) and Atlanta (2005).
- 👑 Older brother, Raul Jr., played in the Milwaukee Brewers' and Tampa Bay Rays' organizations...younger brother, Paul, is a catcher in the Royals' minor league system.

CAREER BATTING

YEAR	CLUB	AVG	G	AB	R	H	2B	3B	HR	RBI	SAC	SF	HP	BB	SO	SB	CS	OBP	SLG	E
2012	Idaho Falls	.290	50	207	35	60	7	2	3	30	1	4	1	19	65	11	2	.346	.386	23
2013	Lexington	.261	125	482	61	126	13	7	7	47	15	3	2	34	118	24	10	.311	.361	30
2014	Wilmington	.211	110	435	54	92	14	*12	8	33	8	2	3	24	122	17	4	.256	.354	16
2015	Northwest Arkansas	.243	81	304	36	74	11	5	6	33	12	5	0	17	88	19	6	.279	.372	15
2016	Northwest Arkansas	.259	29	116	20	30	5	1	5	17	1	1	0	13	30	17	1	.331	.448	5
	Wilmington@	.243	9	37	5	9	2	1	1	4	0	0	0	2	11	2	0	.282	.432	0
	Omaha	.304	14	56	9	17	2	4	1	9	3	0	0	2	19	5	0	.328	.536	1
	KANSAS CITY	.185	47	135	16	25	1	3	2	13	6	0	2	6	48	9	1	.231	.281	4
2017	KANSAS CITY	.170	25	53	4	9	1	0	1	3	4	0	0	3	22	5	2	.214	.245	1
	Omaha	.305	85	321	52	98	20	8	13	52	10	6	2	18	86	21	3	.340	.539	13
2018	Omaha	.250	29	120	19	30	8	3	5	21	4	1	0	8	30	10	0	.295	.492	2
	KANSAS CITY	.276	75	275	47	76	13	3	14	37	3	1	1	11	77	32	7	.306	.498	7
2019	KANSAS CITY	.263	102	415	58	109	20	+10	9	62	3	6	0	19	132	43	7	.291	.424	7
	Northwest Arkansas@	.222	2	9	0	2	1	0	0	0	0	0	0	0	4	1	0	.222	.333	1
	Omaha@	.242	9	33	5	8	1	1	1	3	0	0	0	4	13	2	1	.324	.424	0
Minor League Totals		.258	543	2120	296	546	84	44	50	249	54	22	8	141	586	129	27	.303	.409	106
Major League Totals		.249	249	878	125	219	35	16	26	115	16	7	3	39	279	89	17	.282	.415	19

* - Led league + - Tied for league lead @ - Minor League injury rehab

POSTSEASON BATTING

YEAR	SERIES	vs. OPP	AVG	G	AB	R	H	2B	3B	HR	RBI	SH	SF	HP	BB	SO	SB	CS	E
2015	WS	vs. NYM	.000	1	1	0	0	0	0	0	0	0	0	0	0	1	0	0	0

CAREER TRANSACTIONS

- 2011 Signed by the Kansas City Royals as a non-drafted free agent, July 27...signed by Edis Perez
- 2016 Suspended for 50 games by MLB for violating the Joint Drug Prevention & Treatment Program, May 10...reinstated July 4
- 2018 Placed on the 10-day Injured List (right shoulder impingement syndrome), March 29...reinstated April 30
- 2019 Placed on the 10-day Injured List (right groin discomfort), June 20...reinstated July 2
Placed on the 10-day Injured List (left shoulder subluxation), July 17...reinstated Sept. 1

HOME RUN INFORMATION

INSIDE THE PARK (1)
April 2, 2019 vs. Minnesota (Rogers)

SINGLE GAME BESTS

HITS 4 (3x) last: Sept. 1, 2019 vs. BAL	RUNS 3 (3x) last: Sept. 11, 2019 at CWS
DOUBLES 2 Aug. 14, 2018 vs. TOR	STOLEN BASES 3 (2x) last: Sept. 1, 2019 vs. BAL
RBI 4 (3x) last: April 24, 2019 at TB	HITTING STREAKS 8 May 18-27, 2019 July 10-28, 2018

CAREER FIELDING

Position	Pct.	G	TC	PO	A	E	DP
Second Base	.989	68	277	118	156	3	43
Shortstop	.978	177	742	257	469	16	104

ROYALS 20-20 SEASONS

Player	Year	HR	HR Lg. Rank	SB	SB Lg. Rank
Jeff Francoeur	2011	20	T-34th	22	T-15th
Carlos Beltran	2003	26	T-24th	41	3rd
Carlos Beltran	2002	29	T-14th	35	2nd
Carlos Beltran	2001	24	T-29th	31	T-8th
Carlos Beltran	1999	22	T-38th	27	12th
Bo Jackson	1989	32	4th	26	11th
Bo Jackson	1988	25	T-10th	27	T-12th
Amos Otis	1978	22	T-17th	32	9th



MIKE MONTGOMERY

#21 🏆 LEFT-HANDED PITCHER

BATS
LEFT

THROWS
LEFT

HEIGHT
6-5

WEIGHT
220

BORN: JULY 1, 1989 | MISSION HILLS, CALIF. | OD AGE: 30

ACQUIRED: TRADE WITH CUBS, JULY 15, 2019 | MLB SERVICE: 4 YEARS, 89 DAYS

2019 SEASON

- Had a 16.88 ERA (5 ER in 2.2 IP) over his first four appearances of the season with the Cubs, before being placed on the 10-day IL from April 6-May 8 with a strained left lat muscle.
- Had a 2.20 ERA (4 ER in 16.1 IP) over his first 13 appearances following his return, including a win in 5.0 scoreless innings of relief on May 9 vs. Miami.
- Appeared in just three of the Cubs' 19 games from June 22-July 15, allowing eight runs on 10 hits in 8.0 innings.
- Acquired by Kansas City on July 15 for catcher Martin Maldonado.
- Made 13 appearances with the Royals, all as a starter, going 2-7 with a 4.64 ERA (33 ER in 64.0 IP)...he was 1-2 with a 5.67 ERA (17 ER in 27.0 IP) in 20 relief appearances with Chicago.
- In his first start with Kansas City on July 19 in Cleveland, he suffered a 10-5 loss after allowing five runs in 2.0 innings on 45 pitches (averaged 24.7 pitchers per outing with Chicago).
- In his next eight starts, he went 2-4 despite a 2.84 ERA (14 ER in 44.1 IP), allowing one earned run or fewer five times.
- From July 25-Sept. 3, his 2.84 ERA (14 ER in 44.1 IP) ranked seventh in the American League.
- Had a career-high 12 strikeouts with no walks in 7.0 scoreless innings on Aug. 10 at Detroit to earn his first win as a Royal... he became just the third Royal to record at least 12 strikeouts with no walks in a game, joining Zack Greinke (June 12, 2010 at Cincinnati) and Luke Hochevar (July 25, 2009 vs. Texas)... Montgomery was one of two left handers in the Majors in 2019 to record 12 strikeouts and no walks in 7.0 scoreless innings, joining Chris Sale, who did it on June 5 at Kansas City and Aug. 8 vs. the Angels.
- Named Royals Pitcher of the Month for August, his first full month with the team, in which he posted a 2.45 ERA (8 ER in 29.1 IP) with 31 strikeouts, including a streak of 15.0 consecutive innings in which he did not allow an earned run.
- Completed 5.0 innings just once in his last four starts, in which he went 0-2 with a 7.13 ERA (14 ER in 17.2 IP).
- Issued just three walks (1.16 BB/9) and had 24 strikeouts (9.26 K/9) in 23.1 innings over his first four starts with the Royals, but walked 18 (3.98 BB/9) with just 27 strikeouts (5.98 K/9) over his last eight starts (40.2 IP).
- Went 2-4 in his home ballparks, despite a 2.32 ERA (13 ER in 50.1 IP), the sixth-best home ERA in the Majors (min. 50.0 IP).
- In seven starts at Kauffman Stadium, he went 1-3 despite a 2.68 ERA (11 ER in 37.0 IP) and allowed two runs or fewer in six of seven starts, but he received a total of 11 runs of support in those outings (2.68 run support average).
- Left-handed batters hit .452 (38-for-84) vs. him, after hitting just .223 (85-for-382) from 2016-18.

HONORS AND AWARDS

- First MLB save: May 25, 2017 vs. San Francisco
- First MLB win: June 13, 2015 at Houston
- 2014 International League midseason All-Star
- Two-time Arizona Fall League Rising Star
- 2010 Texas League midseason All-Star
- 2009 Paul Splittorff Minor League Pitcher of the Year

CAREER HIGHLIGHTS

- 2018:** Made a career-high 19 starts in addition to 19 relief outings...went a combined 5-6 with a 3.99 ERA (55 ER in 124.0 IP) in 38 games...became the first Cub with at least 19 starts and 19 relief appearances since Glendon Rusch (19 starts, 27 relief outings) in 2005.
- Went 5-5 with a 3.69 ERA (40 ER in 97.2 IP) as a starter, compared to 0-1 with a 5.13 ERA (15 ER in 26.1 IP) in 19 relief outings.
- Stepped into the starting rotation on May 28 and made just one relief appearance the rest of the season...tossed 5.2 scoreless innings in his first start, at Pittsburgh, retiring the first 13 batters he faced.
- Pitched at least 5.0 innings and allowed one or fewer runs in each of his first five starts, becoming the first Cubs pitcher to do so since at least 1913.
- Allowed just two hits in each of his first two starts (May 28 and June 2), extending his streak to five consecutive starts with two-or-fewer hits, dating back to September 9, 2017, the longest streak by a Cubs starter since at least 1908.
- Held opposing hitters to a .202 average with runners in scoring position (22-for-109).
- Missed time on the Injured List, August 14-30, with left shoulder inflammation.
- 2017:** In his first full season in Chicago, went 7-8 with a 3.38 ERA (49 ER in 130.2 IP) in 44 outings (14 starts).
- Became the first Cubs pitcher since Randy Martz in 1981 to make at least 12 starts and also record three saves as a reliever (14 starts, 6 saves).
- Went 6-2 with a 2.95 ERA after the All-Star break, after going 1-6 with a 3.75 ERA in the season's first half...won a career-best four straight decisions, July 19-August 28.
- Recorded a 4.0-inning save, May 25 vs. San Francisco, allowing just one hit, one walk and no runs in the Cubs' 5-1 win...was the first 4.0-inning save by a Cubs pitcher since Kent Bottenfield, July 4, 1997 at Philadelphia.
- Limited batters to a .181 average (19-for-105) with runners in scoring position.

- 👑 Hit his first career home run, July 19 at Atlanta, also earning a win in the Cubs' 8-2 triumph (6.0 IP, 2 H, 1 ER).
- 👑 Recorded six quality starts...took a no-hitter into the sixth inning on September 19 at Tampa Bay, before allowing a solo homer to Brad Miller.
- 👑 **2016:** Acquired by the Cubs on July 20 from Seattle with RHP Jordan Pries for 1B Daniel Vogelbach and RHP Paul Blackburn...went 1-1 with a 2.82 ERA (12 ER in 38.1 IP) in 17 games with Chicago, including five starts.
- 👑 Did not allow a run in his final nine relief outings (11.1 IP)...posted a 3.33 ERA (9 ER in 24.1 IP) in his five starts (no record), while going 1-1 with two holds and a 1.93 ERA (3 ER in 14.0 IP) in 12 relief outings.
- 👑 Went 3-4 with a 2.34 ERA (16 ER in 61.2 IP) in 32 appearances (2 starts) with Seattle.
- 👑 Recorded his first career hit and RBI on September 15 vs. Milwaukee.
- 👑 **2015:** Made his Major League debut with Seattle on June 2 and went 4-6 with a 4.60 ERA (46 ER in 90.0 IP) in 16 starts.
- 👑 Went 4-2 with a 1.62 ERA (9 ER in 50.0 IP) in his first seven starts, but was 0-4 with a 8.33 ERA (37 ER in 40.0 IP) over his final nine starts.
- 👑 Made his debut vs. the Yankees on June 2, recording a no-decision (6.0 IP, 4 H, 1 ER) in a 5-3 M's defeat.
- 👑 Tossed back-to-back shutouts, June 23 vs. Kansas City and June 30 at San Diego...marked just the seventh time in club history that a pitcher has thrown consecutive shutouts and first since Freddy Garcia, July 1 and 6, 2001...he was the first rookie to throw back-to-back shutouts since Cleveland's Jeremy Sowers in 2006 and the 12th rookie since 1980.
- 👑 Recorded 20.0 straight scoreless innings, June 23-July 5, the second-longest scoreless streak by a Seattle rookie, behind Mark Langston (21.0) in 1984.
- 👑 Collected the 10th one-hitter in club history, June 30 at San Diego, and the first since Jarrod Washburn on July 6, 2009 vs. Baltimore...marked the 13th one-hit shutout in franchise history.

- 👑 Shutout Kansas City on June 23, becoming the first lefty in Seattle history to throw a shutout with 10+ strikeouts and no walks...became the fourth pitcher since 1900 to record a shutout with 10 or more strikeouts and zero walks within his first five career appearances.
- 👑 According to *Elias Sports Bureau*, became the fourth pitcher over the previous 40 years (since 1975) to record a pair of shutouts within his first six career starts, joining: Fernando Valenzuela (1981), Orel Hershisier (1984) and Jeremy Sowers (2006).
- 👑 Acquired by Seattle on March 31 from Tampa Bay in exchange for RHP Erasmo Ramirez...optioned to Triple-A, where he began the season.
- 👑 **2014:** Recorded a career-high 10 victories with Durham (AAA), the second-most among International League southpaws...selected as an International League midseason All-Star.
- 👑 **2013:** Spent his first season in the Rays organization with Durham...made 19 starts and one relief appearance, despite missing more than a month with left forearm tightness.
- 👑 **2012:** Acquired by Tampa Bay from Kansas City on December 12, with OF Wil Myers, INF/OF Patrick Leonard and RHP Jake Odorizzi, in exchange for RHP James Shields, RHP Wade Davis and INF Elliot Johnson.
- 👑 **2011:** Ranked as the No. 1 prospect in the Royals' organization by *Baseball America*...pitching with Omaha (AAA), ranked third in the Pacific Coast League with 129 strikeouts.
- 👑 **2010:** Made a combined 17 starts between Wilmington (A+) and Northwest Arkansas (AA), going 7-4 with a 2.77 ERA (26 ER in 84.1 IP)...tabbed a Texas League mid-season All-Star.
- 👑 **2009:** Earned the Paul Splittorff Pitcher of the Year Award for the organization's top hurler...compiled a 2.21 ERA (27 ER in 110.0 IP) in 21 combined starts between Burlington (A) and Wilmington (A+).
- 👑 **2008:** Named the top prospect in the Arizona League by *Baseball America*.

POSTSEASON HIGHLIGHTS

- 👑 **2017:** Appeared in five postseason games with the Cubs, allowing nine runs in 4.1 innings.
- 👑 **2016:** Tossed 14.1 innings in the postseason, third-most among all relievers...went 1-1 with a save, two holds and a 3.14 ERA (5 ER in 14.1 IP).
- 👑 Recorded the final out of the World Series, inducing Michael Martinez into a ground out to third, helping the Cubs clinch their first championship in 108 years...marked his first career professional save in the regular season or postseason.
- 👑 Pitched 2.0 scoreless innings Game 2 of the World Series,

while permitting two hits and a walk, collecting four strikeouts...became the second Cubs reliever to pitch at least 2.0 scoreless frames in a World Series game, joining Pat Malone in Game 3 of the 1932 World Series.

👑 Earned the win in Game 4 of the NLCS at Los Angeles...became just the third relief pitcher in LCS history to earn the win and collect a hit, joining Nolan Ryan (two hits) for the Mets in Game 3 of the NLCS and Dick Hall (one hit) for the Orioles in Game 1 of the 1970 ALCS (*Elias Sports Bureau*).

MISC NOTES

- 👑 Full name is **Michael Paul Montgomery**...resides in Santa Clarita, Calif., with wife, Stephanie.
- 👑 Attended Hart High School in Newhall, Calif... committed

to play at Cal State-Fullerton, before signing with Kansas City...was high school teammates with Cleveland RHP Trevor Bauer.

CAREER BATTING/FIELDING

	Avg.	AB	H	HR	RBI	Position	Pct.	G	TC	PO	A	E	DP
MLB Totals	.125	80	10	1	5	Pitcher	.975	180	119	37	79	3	6

CAREER PITCHING

YEAR	CLUB	W-L	ERA	G	GS	CG	SHO	SV	IP	H	R	ER	HR	HB	BB	SO	WP	BK	AVG
2008	Surprise	2-1	1.69	12	9	0	0	0	42.2	31	12	8	2	1	12	34	4	0	.211
2009	Burlington	2-3	2.17	12	12	0	0	0	58.0	42	19	14	1	2	24	52	4	1	.206
	Wilmington	4-1	2.25	9	9	0	0	0	52.0	38	15	13	0	3	12	46	5	0	.196
2010	Wilmington	2-0	1.09	4	4	0	0	0	24.2	14	5	3	0	0	4	33	2	0	.165
	Northwest Arkansas	5-4	3.47	13	13	0	0	0	59.2	56	31	23	4	4	26	48	9	1	.255
	Surprise@	0-1	1.04	3	3	0	0	0	8.2	6	1	1	0	2	1	7	0	0	.207
2011	Omaha	5-11	5.32	28	27	0	0	0	150.2	157	95	89	15	7	69	129	14	1	.271
2012	Omaha	3-6	5.69	17	17	1	0	0	91.2	110	74	58	12	3	43	67	4	1	.298
	Northwest Arkansas	2-6	6.67	10	10	0	0	0	58.0	69	44	43	12	3	21	44	5	0	.299
2013	Durham	7-8	4.72	20	19	1	0	0	108.2	111	65	57	9	6	48	77	15	0	.268
	Charlotte	0-1	6.23	2	2	0	0	0	8.2	9	7	6	0	1	3	10	3	0	.273
2014	Durham	10-5	4.29	25	25	0	0	0	126.0	117	68	60	9	5	48	98	11	1	.245
2015	Tacoma	4-3	4.13	11	11	0	0	0	65.1	59	32	30	3	3	19	58	7	0	.242
	SEATTLE	4-6	4.60	16	16	2	2	0	90.0	92	49	46	11	4	37	64	10	0	.261
2016	SEATTLE	3-4	2.34	32	2	0	0	0	61.2	49	18	16	3	6	18	54	5	0	.220
	CHICAGO-NL	1-1	2.82	17	5	0	0	0	38.1	30	15	12	5	4	20	38	5	0	.217
2017	CHICAGO-NL	7-8	3.38	44	14	0	0	3	130.2	103	52	49	10	8	55	100	7	0	.219
2018	CHICAGO-NL	5-6	3.99	38	19	0	0	0	124.0	131	58	55	10	7	39	86	4	0	.272
2019	CHICAGO-NL	1-2	5.67	20	0	0	0	0	27.0	35	18	17	6	0	13	18	0	0	.327
	South Bend@	0-0	0.00	1	1	0	0	0	2.0	1	0	0	0	0	0	4	0	0	.143
	Tennessee@	0-0	6.75	1	1	0	0	0	4.0	3	3	3	1	0	1	3	0	0	.214
	Iowa@	1-1	2.70	2	2	0	0	0	10.0	3	3	3	0	0	4	8	2	0	.086
	KANSAS CITY	2-7	4.64	13	13	0	0	0	64.0	78	37	33	12	4	21	51	3	0	.310
Minor League Totals		47-51	4.25	170	165	2	0	0	870.2	826	474	411	68	40	335	718	85	5	.252
Major League Totals		23-34	3.83	180	69	2	2	3	535.2	518	247	228	57	33	203	411	34	0	.256

@ - Minor League Injury Rehab

POSTSEASON PITCHING

YEAR	SERIES	Opponent	W-L	ERA	G	GS	CG	SHO	SV	IP	H	R	ER	HR	HB	BB	SO
2016	DIV	vs. SF	0-1	1.69	2	0	0	0	0	5.1	5	1	1	0	0	1	2
	LCS	vs. LAD	1-0	6.23	4	0	0	0	0	4.1	5	3	3	0	0	0	2
	WS	vs. CLE	0-0	1.93	5	0	0	0	1	4.2	4	1	1	0	0	4	4
2017	DIV	vs. WAS	0-0	27.00	2	0	0	0	0	1.0	4	3	3	1	0	2	1
	LCS	vs. LAD	0-0	13.50	3	0	0	0	0	3.1	10	6	5	2	0	2	3
Division Series Totals			0-1	5.68	4	0	0	0	0	6.1	9	4	4	1	0	3	3
Championship Series Totals			1-0	9.39	7	0	0	0	0	7.2	15	9	8	2	0	4	8
Postseason Totals			1-1	6.27	16	0	0	0	1	18.2	28	14	13	3	0	11	15

CAREER TRANSACTIONS

- 2008 Selected by the Kansas City Royals in the first round (36th overall) of the First-Year Player Draft...signed by Dan Ontiveros
- 2012 Acquired by the Tampa Bay Rays with INF/OF Patrick Leonard, OF Wil Myers and RHP Jake Odorizzi for RHP Wade Davis, RHP James Shields and INF Elliot Johnson, Dec. 12
- 2015 Acquired by the Seattle Mariners in exchange for RHP Erasmo Ramirez, March 31
- 2016 Acquired by the Chicago Cubs with RHP Jordan Pries for 1B Dan Vogelbach and RHP Paul Blackburn, July 20
- 2018 Placed on the 10-day Injured List (left shoulder inflammation), Aug. 14...reinstated Aug. 30
- 2019 Placed on the 10-day Injured List (strained left lat), April 6...reinstated May 8
- Acquired by the Kansas City Royals for C Martin Maldonado, July 15

SINGLE GAME BESTS

STRIKEOUTS (STARTER)

- 12 Aug. 10, 2019 at DET
- 10 June 23, 2015 vs. KC

STRIKEOUTS (RELIEVER)

- 5 July 26, 2017 at CWS

INNINGS PITCHED (STARTER)

- 9.0 June 23, 2015 vs. KC
- 9.0 June 30, 2015 at SD

INNINGS PITCHED (RELIEVER)

- 5.0 May 9, 2019 vs. MIA

WINNING STREAK

- 4 July 19-Aug. 28, 2017
- 3 June 23-July 5, 2015

COMPLETE GAMES

- June 23, 2015 vs. KC
- June 30, 2015 at SD



JAKE NEWBERRY

#68 🏆 RIGHT-HANDED PITCHER

BATS
RIGHT

THROWS
RIGHT

HEIGHT
6-2

WEIGHT
205

BORN: NOV. 20, 1994 | SAN DIEGO, CALIF. | OD AGE: 25

DRAFTED: 37TH ROUND, 2012 | MLB SERVICE: 151 DAYS

2019 SEASON

- 🏆 Pitched in 27 games with the Royals across five big league stints, going 1-0 with a 3.77 ERA (13 ER in 31.0 IP).
- 🏆 Missed nearly three weeks of action, being placed on the Injured List (right shoulder inflammation) on Aug. 22...reinstated on Sept. 10.
- 🏆 Held right-handed batters to a .174 average (12-for-69), which ranked fifth among AL relievers (min. 70 RHB faced)...however, lefties hit .354 (17-for-48) against him.
- 🏆 Between May 12-Aug. 17, he pitched to a 0.68 ERA (1 ER

in 13.1 IP) and held opponents to a .188 average (9-for-48), spanning 13 appearances at the big league level.

- 🏆 Earned his lone victory on July 12 vs. Detroit, tossing a scoreless seventh inning ahead of KC taking the lead in the bottom of the inning.
- 🏆 Made 22 appearances with Omaha (AAA), going 2-2 with a 3.86 ERA (12 ER in 28.0 IP), collecting 30 strikeouts (9.64 K/9).

HONORS AND AWARDS

- 🏆 2018 MiLB.com Organization All-Star
- 🏆 First MLB win: Sept. 1, 2018 vs. Baltimore

- 🏆 Two-time Texas League midseason All-Star (2017-18)

CAREER HIGHLIGHTS

- 🏆 **2018:** Made a career-high 55 appearances between Northwest Arkansas (AA), Omaha (AAA) and Kansas City, and combined to go 7-0 with 15 saves and a 2.29 ERA (16 ER in 63 IP).
- 🏆 Named Northwest Arkansas Pitcher of the Year...started the season with the Naturals and went 2-0 with 12 saves, a 2.12 ERA (7 ER in 29.2 IP) and 37 strikeouts (11.2 K/9) in 25 appearances.
- 🏆 Made 16 appearances with Triple-A Omaha, where he went 3-0 with three saves and a 0.90 ERA (2 ER in 20 IP).
- 🏆 Made his Major League debut on Aug. 20 in Tampa Bay, becoming the Royals' lowest-round draft pick to debut with the club since Jarrod Dyson (50th round in 2006) debuted in 2010.
- 🏆 Recorded a scoreless ninth inning on Sept. 1 vs. Baltimore, ahead of Whit Merrifield's walk-off HR in the bottom half, to earn his first Major League win.
- 🏆 Pitched a scoreless 10th inning on Sept. 10 vs. the White Sox, ahead of Brian Goodwin's walk-off run on an E1 in the bottom half, to earn his second win.

- 🏆 Held opponents scoreless in 11 of his first 13 Major League outings, in which he had a 2.13 ERA (3 ER in 12.2 IP) and .200 opponents' average (9-for-45).

- 🏆 Of the eight runs he allowed, seven came via HR, all vs. Cleveland: Edwin Encarnacion on Aug. 26 (2-run HR), Yandy Diaz on Sept. 4 (solo HR) and Josh Donaldson on Sept. 28 (grand slam).

- 🏆 In 10 games vs. teams other than Cleveland, he allowed just four hits in 8.1 scoreless innings.

- 🏆 **2017:** Led Royals farmhands with 15 saves, third most in the Texas League, despite being promoted to Omaha (AAA) on Aug. 8.

- 🏆 Named a Texas League midseason All-Star...went 4-2 with a 2.13 ERA (12 ER in 50.2 IP) in 36 appearances with the Naturals.

- 🏆 **2016:** Ranked among Carolina League relief leaders in BB/9 (2.37, 3rd) and opponents' average (.224, 4th).

- 🏆 **2014:** Ranked among Pioneer League leaders in wins (6, tied for 2nd), WHIP (1.41, 6th), ERA (4.50, 8th), strikeouts (65, 8th) and innings (68.0, 10th).

MISC NOTES

- 🏆 Full name is **Christopher Jake Newberry**...resides in Scottsdale, Ariz., with his wife, Tiffany.

- 🏆 Graduated from Mira Mesa HS (Calif.) in 2012, where he went 7-1 with a 1.08 ERA in 58.1 innings as a senior, and hit .408 at the plate.

CAREER TRANSACTIONS

- 2012 Selected by the Kansas City Royals in the 37th round of the First-Year Player Draft...signed by Scott Groot
- 2019 Placed on 10-day Injured List (right shoulder inflammation), Aug. 22...reinstated Sept. 10

CAREER PITCHING

YEAR	CLUB	W-L	ERA	G	GS	CG	SHO	SV	IP	H	R	ER	HR	HB	BB	SO	WP	BK	AVG
2012	Surprise	1-0	2.81	11	0	0	0	0	16.0	13	6	5	1	0	8	12	2	0	.232
2013	Burlington	1-1	2.68	11	6	0	0	1	47.0	39	19	14	3	0	24	50	9	0	.223
2014	Idaho Falls	6-4	4.50	13	10	1	0	0	68.0	74	37	34	3	4	22	65	5	0	.286
2015	Lexington	4-2	5.04	35	0	0	0	8	60.2	66	38	34	4	1	18	55	2	1	.277
2016	Lexington	0-0	0.00	6	0	0	0	0	9.2	7	4	0	0	0	2	11	1	0	.179
	Wilmington	3-2	3.00	29	0	0	0	3	57.0	48	22	19	4	2	16	51	5	1	.224
2017	Northwest Arkansas	4-2	2.13	36	0	0	0	15	50.2	45	17	12	3	0	19	33	3	1	.237
	Omaha	2-2	4.76	7	0	0	0	0	11.1	10	7	6	1	0	7	11	2	0	.213
2018	Northwest Arkansas	2-0	2.12	25	0	0	0	12	29.2	29	7	7	2	0	8	37	0	0	.254
	Omaha	3-0	0.90	16	0	0	0	3	20.0	13	3	2	1	1	6	16	0	0	.191
	KANSAS CITY	2-0	4.73	14	0	0	0	0	13.1	13	8	7	3	0	9	11	1	0	.255
2019	Omaha	2-2	3.86	22	0	0	0	0	28.0	29	13	12	3	0	14	30	3	1	.271
	KANSAS CITY	1-0	3.77	27	0	0	0	0	31.0	29	13	13	7	1	16	29	0	0	.248
Minor League Totals		28-15	3.28	211	16	1	0	42	398.0	373	173	145	25	8	144	371	32	4	.248
Major League Totals		3-0	4.06	41	0	0	0	0	44.1	42	21	20	10	1	25	40	1	0	.250

SEASON BATTING LEADERS BY POSITION

CATCHER

Average	Player	Year	Homers	Player	Year	RBI	Player	Year
.287	Salvador Perez	2013	22	Frank White	1986	91	Jay Bell	1997
.284	Darrell Porter	1979	22	Frank White	1985	78	Yuniesky Betancourt	2010
.277	Mike Macfarlane	1996	18	Whit Merrifield	2017	73	Angel Berroa	2003

Homers	Player	Year	RBI	Player	Year	Average	Player	Year
24	Salvador Perez	2017	84	Frank White	1986	.332	Willie Wilson	1982
21	Salvador Perez	2016	78	Frank White	1987	.328	Willie Wilson	1980
21	Salvador Perez	2015	75	Frank White	1983	.326	Johnny Damon	2000

RBI	Player	Year	THIRD BASEMEN			.326	Johnny Damon	2000
98	Darrell Porter	1979						
76	Darrell Porter	1978	Average	Player	Year	Homers	Player	Year
74	Salvador Perez	2013	.394	George Brett	1980	32	Danny Tartabull	1987
			.339	George Brett	1976	31	Jermaine Dye	2000
			.336	George Brett	1985	31	Danny Tartabull	1991

FIRST BASEMEN

Average	Player	Year	Homers	Player	Year	RBI	Player	Year
.348	Mike Sweeney	2002	34	Mike Moustakas	2017	119	Jermaine Dye	1999
.347	Mike Sweeney	2000	31	Gary Gaetti	1995	110	Jermaine Dye	2000
.341	George Brett	1990	29	George Brett	1985	107	Al Cowens	1977

Homers	Player	Year	RBI	Player	Year	DESIGNATED HITTERS		
36	Steve Balboni	1985	114	George Brett	1980	Average	Player	Year
29	Steve Balboni	1986	111	George Brett	1985			
27	Three times	-	104	Joe Randa	2000			
						.329	Hal McRae	1976

RBI	Player	Year	SHORTSTOPS						
106	Jeff King	1997							
103	Mike Sweeney	2000	Average	Player	Year	Homers	Player	Year	
99	Eric Hosmer	2016	.303	Rey Sanchez	2001	37	Jorge Soler	2019	
			.294	Rey Sanchez	1999	30	Chili Davis	1997	
			.293	Alcides Escobar	2012	27	Hal McRae	1982	

SECOND BASEMEN

Average	Player	Year	Homers	Player	Year	RBI	Player	Year
.313	Jose Offerman	1998	21	Jay Bell	1997	133	Hal McRae	1982
.304	Whit Merrifield	2018	17	Angel Berroa	2003	104	Kendrys Morales	2015
.304	Alberto Callaspo	2009	16	Yuniesky Betancourt	2010	93	Billy Butler	2012



RYAN O'HEARN

#66 INFIELDER

BATS
LEFT

THROWS
LEFT

HEIGHT
6-3

WEIGHT
220

BORN: JULY 26, 1993 | DUNEDIN, FLA. | OD AGE: 26

SELECTED: EIGHTH ROUND, 2014 | MLB SERVICE: 1 YEAR, 34 DAYS

2019 SEASON

- Made the Opening Day roster for the first time, but hit just .188 (35-for-186) with six home runs and 18 RBI through his first 56 games, and was optioned to Omaha (AAA) on June 14.
- Hit his first career grand slam on May 7 at Houston off Collin McHugh.
- Hit .295 (38-for-129) with a .383 on-base percentage, .597 slugging percentage, 20 extra-base hits (9 HR) and 28 RBI in 35 games with Omaha from June 15-July 26.
- Recalled to Kansas City on July 27 and spent the rest of the season with the Royals, batting .204 (29-for-142) with eight homers and 20 RBI in 49 games.
- Went 7-for-68 (.103) in his first 21 games following the July 27 recall, including an 0-for-15 skid.
- Hit .455 (10-for-22) with four homers over his next eight games from Aug. 25-Sept. 3, including a two-homer game on Aug. 25 in Cleveland, the second of which broke an 8-8 tie in the 10th inning.
- Hit .297 (22-for-74) in his final 28 games (from Aug. 25 through season's end) with five doubles, seven home runs, 16 RBI and a 1.025 OPS...his .649 slugging percentage during that stretch ranked eighth in the American League (min. 85 PA).
- Hit a pinch-hit, walk-off homer run off Detroit's Zac Reininger on Sept. 3, the first walk-off homer of his career and just the second pinch-hit, walk-off homer in Royals history, joining Pat Tabler's pinch-hit, walk-off shot on Sept. 12, 1989 off Texas' Kenny Rogers.
- Had a career-high-tying three hits, including a game-tying, two-run homer in the sixth inning off José Berrios on Sept. 21, prior to Kansas City's seven-run ninth inning rally.
- Also homered off Berrios on April 2, and was one of four players to hit two homers off him in 2019, joining Mookie Betts, James McCann and Danny Santana.
- Hit .256 (32-for-125) with nine homers vs. American League Central teams, but hit .158 (32-for-203) with five homers vs. everyone else.

HONORS AND AWARDS

- First MLB hit/home run: July 31, 2018 at Chicago White Sox, two-run shot off James Shields
- Three-time MiLB.com Organization All-Star (2015-17)
- 2016 Arizona Fall League All-Prospect Team
- 2016 Arizona Fall League "Rising Star"
- 2015 George Brett Minor League Hitter of the Year
- 2015 South Atlantic League midseason All-Star
- 2014 Pioneer League MVP
- 2014 Pioneer League postseason All-Star
- 2014 Idaho Falls Player of the Year

CAREER HIGHLIGHTS

- He's the fourth Royal to record double-digit homers in each of his first two Major League seasons, joining John Buck (2004-05), Alex Gordon (2007-08) and Eric Hosmer (2011-12).
- He's one of six players to debut since 2018 that's hit at least 12 homers in each of his first two seasons, joining Ronald Acuña Jr., Shohei Ohtani, Gleyber Torres, Juan Soto and Franmil Reyes.
- 2018: Started the season with Omaha (AAA), where he hit .232/.322/.391 (82-for-353) with 33 extra-base hits and 52 RBI in 100 games.
- Selected from Omaha on July 31 and made his Major League debut that night in Chicago, where he hit a two-run HR in the fifth inning off James Shields, becoming the third Royal to HR in his first Major League game, joining Clint Hurdle (Sept. 18, 1977) and Mark Quinn (Sept. 14, 1999 (Game 2)).
- His 12 HR and 24 extra-base hits were most by a Royal through 44 career games, and his 30 RBI trail only Mark Quinn (32) and Bob Hamelin (31).
- Since 1908, only five American League players had more than 12 HR and 30 RBI through 44 career games, including: Gary Sánchez (2015-16), José Abreu (2014), Wally Joyner (1986), Sam Horn (1987) and Zeke Bonura (1934).
- From July 31 (his Major League debut) through season's end, his .597 slugging percentage ranked sixth in the American League (min. 150 PA).
- Hit .105 (2-for-19) through his first six games, but hit .285/.367/.646 (37-for-130) with 23 XBH (11 HR) and 27 RBI in 38 games after that.
- From July 31 (his Major League debut) through season's end, his .705 slugging percentage and 1.108 OPS vs. right-handed pitchers ranked third in the Majors, trailing Christian Yelich (.768/1.223) and Shohei Ohtani (.718/1.125).
- Hit the first of back-to-back HR with Hunter Dozier to walk-off Cleveland on Aug. 24, becoming the first rookie teammates in Major League history, according to *Elías*, to hit back-to-back game-tying and game-ending HR in the ninth inning or later.
- Hit .276/.382/.579 (21-for-76) with 12 extra-base hits (5 HR) and 16 RBI in 22 home games...only two other left-handed batting Royals have had a higher single-season slugging percentage at Kauffman Stadium (min. 80 PA): Bob Hamelin (.646 in 1994) and George Brett (.628 in 1985, .685 in 1980 and .633 in 1979).

✎ Hit just .108 (4-for-37) vs. left-handed pitchers, but two of those hits were HR, including a solo shot vs. AL Cy Young Award winner Blake Snell (who allowed just 2 HR vs. left-handed batters in 137 PA), and a solo shot vs. Steven Brault (the 1st HR he'd allowed vs. a left-handed batter in 185 career PA)...hit .271/.370/.471 (23-for-85) vs. left-handed pitchers with Omaha.

✎ **2017:** Spent most of the season at Omaha (AAA), but played his final 19 contests at Northwest Arkansas (AA), where he homered four times.

✎ His 22 home runs combined between his two stops were third-most among Royals' farmhands, trailing only Jorge Soler (24) and Frank Schwindel (23).

✎ Entered the year as the No. 8 prospect in the Royals' organization according to *Baseball America*...ranked as the No. 14 prospect by MLB.com following the season.

✎ **2016:** Opened season at Wilmington (A+), but was promoted to Northwest Arkansas on May 4...at the time of his call-up, he ranked fourth among Class-A hitters in homers (7) and tied for ninth in extra-base hits (14).

✎ Played for Surprise Saguaros in the Arizona Fall League...hit .291/.384/.372 (25-for-86) and was named to the AFL All-Prospect Team and an AFL "Rising Star."

✎ **2015:** Led all Royals' farmhands with 27 home runs and ranked second with 77 RBI...named the George Brett Hitter of the Year (organization's top hitter) as well as a South Atlantic League All-Star.

✎ Tied for the South Atlantic League lead in homers (19), despite being promoted after 81 games...his .496 slugging percentage would have ranked third in the league if he had enough plate appearances to qualify.

✎ **2014:** Rated as the 19th-best prospect in the South Atlantic League by *Baseball America*...also rated as the fifth-best prospect in the Pioneer League by the publication.

✎ Earned Pioneer League MVP and All-Star honors...also named Idaho Falls Player of the Year...led the league in runs (61), hits (90), OPS (1.034) and slugging (.590).

✎ His .361 batting average in 2014 led all Royals' minor league players.

MISC NOTES

✎ Full name is **Ryan Patrick O'Hearn**...resides in McKinney, Texas.

✎ Graduated from Wakeland High School (Texas) in 2011...batted .505 with 15 homers and 55 RBI as a senior, earning Second Team All-America honors from *Baseball America*.

✎ Attended Sam Houston State University (Texas), where he was teammates with current Royals' farmhand Corey Toups...batted .292 with eight homers and 44 RBI during his final collegiate season (2014).

CAREER BATTING

YEAR	CLUB	AVG	G	AB	R	H	2B	3B	HR	RBI	SAC	SE	HP	BB	SO	SB	CS	OBP	SLG	E
2014	Idaho Falls	.361	64	249	*61	*90	16	1	13	54	0	4	1	39	59	3	2	.444	.590	2
2015	Lexington	.277	81	314	44	87	11	0	+19	56	0	4	2	36	87	7	2	.351	.494	9
	Wilmington	.236	46	161	14	38	10	0	8	21	0	1	0	19	54	0	0	.315	.447	5
2016	Wilmington	.352	22	88	13	31	7	0	7	18	0	1	1	8	27	0	0	.408	.670	2
	Northwest Arkansas	.258	112	414	49	107	25	2	15	60	0	1	3	48	131	3	5	.339	.437	5
2017	Omaha	.252	114	413	48	104	26	1	18	53	2	2	1	45	119	1	0	.325	.450	3
	Northwest Arkansas	.258	19	66	7	17	1	1	4	11	0	0	0	10	20	0	0	.355	.485	3
2018	Omaha	.232	100	353	47	82	21	1	11	52	2	3	3	45	97	2	0	.322	.391	6
	KANSAS CITY	.262	44	149	23	39	10	2	12	30	0	0	1	20	45	0	0	.353	.597	5
2019	KANSAS CITY	.195	105	328	32	64	13	1	14	38	0	2	1	39	99	0	1	.281	.369	4
	Omaha	.295	35	129	20	38	10	1	9	28	0	1	2	17	31	0	0	.383	.597	0
Minor League Totals		.272	593	2187	303	594	127	7	104	353	4	17	13	267	625	16	9	.352	.479	35
Major League Totals		.216	149	477	55	103	23	3	26	68	0	2	2	59	144	0	1	.304	.440	9

* - Led League; + - Tied for league lead

CAREER TRANSACTIONS

2014 Selected by the Kansas City Royals in the eighth round of the First-Year Player Draft...signed by Justin Lehr

HOME RUN INFORMATION

MULTI-HOMER GAMES (2)

Sept. 3, 2018 at CLE (2)
Aug. 25, 2019 at CLE (2)

GRAND SLAMS (1)

May 7, 2019 at Houston (McHugh)

WALK-OFF (1)

Sept. 3, 2019 vs. Detroit (Reininger)

PINCH-HIT (2)

Aug. 15, 2018 vs. Toronto (Giles)
Sept. 3, 2019 vs. Detroit (Reininger)

SINGLE GAME BESTS

HITS

3 (6x) last: Sept. 21, 2019 at MIN

DOUBLES

2 Sept. 16, 2018 vs. MIN

RBI

4 (2x) last: May 7, 2019 at HOU

RUNS

3 Aug. 25, 2019 at CLE

STOLEN BASES

2 (5x) Last: July 22, 2017 vs. CWS

HITTING STREAKS

6 Aug. 27-Sept. 3, 2019

WALK-OFF RBI (1)

✎ Sept. 3, 2019 vs. Detroit (solo homer off Reininger; 9th)

CAREER FIELDING

Position	Pct.	G	TC	PO	A	E	DP
First Base	.991	125	1,032	986	37	9	98
Outfield	1.000	3	1	1	0	0	0



SALVADOR PEREZ

#13 CATCHER

BATS
RIGHT

THROWS
RIGHT

HEIGHT
6-3

WEIGHT
250

BORN: MAY 10, 1990 | VALENCIA, VENEZUELA | OD AGE: 29

SIGNED: INTERNATIONAL FREE AGENT, OCT. 10, 2006 | MLB SERVICE: 8 YEARS, 50 DAYS

2019 SEASON

Missed the entire season, suffering a partial tear of the ulnar collateral ligament during Spring Training...had Tommy John surgery performed by Dr. Neal ElAttrache in Los Angeles on March 6.

HONORS AND AWARDS

- Six-time MLB All-Star (2013-18)
- Five-time Rawlings Gold Glove winner (2013-16, 2018)
- 2018 MLBPAA Royals Heart & Hustle Award
- Two-time World Baseball Classic participant (2013, 17)
- 2016 Louisville Silver Slugger (Catcher)
- 2015 World Series MVP
- 2014 MLB Japanese All-Star Tour participant
- 2012 Venezuelan Winter League Rookie of the Year

- First MLB home run:** Aug. 29, 2011 at Detroit, solo shot off Max Scherzer
- First MLB hit:** Aug. 10, 2011 at Tampa Bay, single off Wade Davis
- 2011 Texas League midseason/postseason All-Star
- 2010 Carolina League midseason All-Star
- 2009 Frank White Award (organization's top defensive player)

CAREER HIGHLIGHTS

- Became a U.S. citizen during a naturalization ceremony at Royals FanFest on Jan. 25, 2020.
- Signed a five-year contract extension on March 1, 2016, which runs through the 2021 season.
- Enters 2020 with 127 career home runs as a catcher, fourth most in the Majors since his 2011 debut, trailing Brian McCann (158), Russell Martin (135) and Yasmani Grandal (129).
- His 744 starts at catcher since 2013 are third most in the Majors, trailing only Yadier Molina (871) and Jonathan Lucroy (769).
- Thrown out 139 would-be base stealers since 2013, second most in the Majors, behind Jonathan Lucroy's 167.
- His 22 career pickoffs are most in the Majors since 2011, four more than anyone else.
- 2018:** Matched his career highs in homers (27) and RBI (80), both previously done in 2017, despite missing the first 20 games of the season with a sprained MCL.
- Named an American League All-Star for the sixth consecutive season and started at catcher for the fifth straight year, joining George Brett (1976-79, 1981-85) as the only Royals to start in five All-Star Games...became the first catcher to start at least five consecutive All-Star Games since Iván Rodríguez started nine straight from 1993-01, and was one of five players to be named an All-Star in all six seasons from 2013-18, joining: Paul Goldschmidt, Chris Sale, Max Scherzer and Mike Trout.
- Named American League *Louisville* Silver Slugger Award winner at catcher for the second time (also: 2016), joining George Brett (3) and Willie Wilson (2) as the only Royals to win the honor multiple times since it was established in 1980.
- Earned *Rawlings* Gold Glove honors for the fifth time (also: 2013-16), becoming one of seven catchers to win at least five *Rawlings* Gold Gloves, joining: Iván 'Pudge' Rodríguez (13), Johnny Bench (10), Yadier Molina (9), Bob Boone (7), Jim Sundberg (6) and Bill Freehan (5).
- Became the sixth catcher to earn a Gold Glove and a Silver Slugger Award in the same season multiple times (also: 2016), joining: Iván Rodríguez (7), Joe Mauer (3), Lance Parrish (2), Benito Santiago (2) and Gary Carter (2).
- Became the seventh player since 1913 to play error-free in at least 96 starts behind the plate, joining: James McCann (2015), Chris Snyder (2008), Chris Iannetta (2008), Royals manager Mike Matheny (2003), Charles Johnson (1997) and Buddy Rosar (1946).
- Threw out 24 runners attempting to steal in 51 chances (47.1%), tied for second most in the Majors behind Jonathan Lucroy (28), despite starting 23 fewer games at catcher.
- His stolen base percentage against (52.9%) was best in the Majors and best in Royals history, breaking Darrell Porter's single-season record of 56.1% in 1979...it was the best mark in the Majors since Joe Mauer (52.5%) and Yadier Molina (50.0%) in 2007.
- Fell one HR shy of becoming the first in Major League history to increase his single-season home run total in seven consecutive seasons...he joined Jim Thome, David Ortiz and Darrin Fletcher as the only ones to do it in six straight.
- Became the first Major League catcher to record at least 25 homers in consecutive seasons since Iván Rodríguez (1999-2001) and Mike Piazza (1995-2002).
- Became the ninth catcher all-time—six of which are in the Hall of Fame—with four 20-HR seasons (consecutive or not) before turning 29, joining: Johnny Bench (7), Brian McCann (6), Yogi Berra (5), Gary Carter (5), Mike Piazza (5), Lance Parrish (4), Iván Rodríguez (4) and Joe Torre (4).
- Hit his second career grand slam in the first inning at Baltimore on May 10, his 28th birthday, giving the Royals a 4-0 lead before an out was recorded...he's the 13th different Royal (16th time) to homer on his birthday and the second to hit a slam on his birthday, joining Mike Sweeney (2004).

- ✎ Hit his second career grand slam in the first inning at Baltimore on May 10, his 28th birthday, giving the Royals a 4-0 lead before an out was recorded...he's the 13th different Royal (16th time) to homer on his birthday and the second to hit a slam on his birthday, joining Mike Sweeney (2004).
- ✎ Named Royals Player of the Month for July, after leading the team in HR (7), RBI (21) and slugging percentage (.565)...homered in consecutive games from July 28-29, capping a four-game set at Yankee Stadium in which he hit .438 (7-for-16) with three HR and six RBI...it was his second Royals Player of the Month Award and first since September 2013.
- ✎ Recorded his fifth career multi-HR game on Aug. 15 vs. Toronto, his 20th and 21st HR of the season, becoming the fifth Royal with at least four straight 20-HR season, joining: John Mayberry (1972-75), Steve Balboni (1984-87), Bo Jackson (1987-90) and Mike Sweeney (1999-2002).
- ✎ Matched a career high with five RBI on Sept. 14 vs. Minnesota, including the sixth walk-off grand slam in the Royals' 50-year history...it was his second career walk-off HR and first since Sept. 15, 2012 vs. the Angels.
- ✎ His 27th HR of the season on Sept. 22 in Detroit was also his 500th career RBI, making him one of 13 Royals to reach the 500-RBI milestone.
- ✎ **2017:** Played in 129 games, including 115 behind the plate...missed 16 days (Aug. 6-21) due to an intercostal strain, his first stint on the disabled list since 2013...also didn't start the final three games due to injury.
- ✎ Selected to the AL All-Star team for the fifth consecutive year and made his fourth straight start.
- ✎ Participated in the World Baseball Classic for the second time, playing in two games before suffering a knee injury and missing the rest of the tournament...went 2-for-7 with a double, a home run and two RBI.
- ✎ Slugged 24 of his 27 home runs as a catcher, breaking his own franchise record of 21 (2015 and 2016)...his total ranked third in the Majors, behind only Gary Sánchez (27) and Mike Zunino (25).
- ✎ Homered in four straight games from April 6-9, becoming the first Royal to do that since Billy Butler in 2011...came up one shy of matching the franchise record of five straight games with a home run (Mike Sweeney, 2002).
- ✎ Matched a franchise record with three home runs during a doubleheader May 21 at Target Field...Bill Pecota is the only other Royal to have a three-homer doubleheader, doing so July 14, 1989 at Yankee Stadium...hit a pair of HR in the nightcap, his first of two multi-homer games in 2017, also going deep twice on Sept. 6 at Comerica Park.
- ✎ Hit his 100th career home run on June 10 at San Diego, becoming the fifth-youngest Royal to reach 100 HR (27 years, 31 days), behind Carlos Beltrán (26-107), Billy Butler (26-149), John Mayberry (26-178) and Eric Hosmer (26-323).
- ✎ Hit his first career grand slam on June 21 vs. Boston, turning a 4-2 deficit into a 6-4 lead in the eighth...according to *Elias*, it was the second slam by a Royals player in the eighth inning or later that turned a deficit into a lead, joining Frank White on May 15, 1986 vs. the White Sox.
- ✎ **2016:** Selected to his fourth consecutive All-Star Game, and started for the third straight season...hit the go-ahead two-run homer in the second inning off former teammate Johnny Cueto.
- ✎ Received a Major League-best 4,965,838 All-Star Game votes, becoming the first Royal to lead the Majors in All-Star voting since George Brett in 1981.
- ✎ Won his fourth straight *Rawlings* Gold Glove Award.
- ✎ Named American League's Silver Slugger Award winner at catcher, becoming the first Royals backstop to earn the award...hit a then-career high 22 home runs and also matched his career-bests in runs scored (57), doubles (28) and walks (22).
- ✎ Threw out 48.1 percent of would-be basestealers (30-for-70), which led the Major Leagues (min. 25 attempts) and was the highest percentage in franchise history (min. 40 attempts).
- ✎ Went 5-for-5 on May 23 at Minnesota, becoming the second Royals catcher with a five-hit game, joining Darrell Porter on June 4, 1978 vs. the White Sox.
- ✎ **2015:** Selected to his third-straight All-Star Game and named the AL starter at catcher for the second straight season.
- ✎ Earned his third-straight *Rawlings* Gold Glove Award...cut down 24 would-be basestealers, tying him for third in the American League.
- ✎ Led AL catchers in hits (137) and doubles (25) and ranked third in homers (21) and RBI (70).
- ✎ **2014:** Started a club-record 143 games behind the plate, while his 145 games as a catcher overall were the most in the Majors since 2008 (Russell Martin).
- ✎ Including his 16 postseason games, his 161 games caught were the most in one season in Major League history, passing Darren Dalton (1993) and Jorge Posada (2000), who both had 158.
- ✎ Earned his second *Rawlings* Gold Glove Award and was selected to the AL All-Star team...became the first Royal to earn a starting nod in the Midsummer Classic since Jermaine Dye (2000).
- ✎ His 150 hits were the most by a Royals catcher since Darrell Porter (155) in 1978...his total led AL backstops, while he was also tops in multi-hit games (40), second in extra-base hits (47) and tied for second in runs scored (57).
- ✎ Went 4-for-4 on Opening Day in Detroit (March 31)...became the fourth Royal to collect four hits on Opening Day and first since Fred Patek went 4-for-4 against Toronto on April 5, 1979.
- ✎ **2013:** Selected to the AL All-Star team for the first time...collected a single in the seventh inning to become the first Royal with a hit in the Midsummer Classic since Bo Jackson in 1989.
- ✎ Earned his first *Rawlings* Gold Glove Award, becoming the first Royals catcher to take home the honor.
- ✎ Led AL backstops, throwing out 23 would-be basestealers, while his 33.3 caught stealing percentage (23-for-69) tied for second in the league.
- ✎ Recorded first multi-homer game Aug. 28 at Minnesota, becoming the first Royals catcher to homer twice in a game since John Buck on April 14, 2009 vs. Cleveland.
- ✎ Missed nine games while on the Bereavement List (May 25) and seven games on the concussion D.L. (Aug. 3).
- ✎ **2012:** Missed the first 10 weeks of the season, opening the year on the 60-day Injured List (recovery from left knee surgery)...after returning from the IL on June 22, led AL catchers (min. 70 games) in batting average (.301), hits (87), runs (38) and doubles (16).
- ✎ Hit his first walk-off home run Sept. 15, a solo shot off Angels' pitcher Ernesto Frieri...it was the second of back-to-back HR, following Billy Butler's game-tying HR.
- ✎ Named Venezuelan Winter League Rookie of the Year, batting .371 (49-for-132) with 10 doubles, eight homers, 39 RBI and 23 runs scored in 32 games.
- ✎ **2011:** Played 39 games in his first big league campaign, hitting .331 (49-for-148) with eight doubles, three homers and 21 RBI.
- ✎ Had his contract selected from Omaha (AAA) on Aug. 10 and made his Major League debut that night at Tampa Bay...recorded his first big league hit with a single off Wade Davis and also picked off two baserunners.
- ✎ Named the "Best Defensive Catcher" in the organization by *Baseball America* entering the 2009, 2010 and 2011 seasons.

POSTSEASON HIGHLIGHTS

- Started all 31 Royals postseason games behind the plate in 2014-15...a career .233 hitter (27-for-116) with four doubles, five homers, 14 RBI and 14 runs scored in postseason play.
- In 12 career World Series games, he's hit .348 (16-for-46) with three doubles, a homer and six RBI and has hit safely in 10 of those 12.
- 2015:** Unanimously named World Series MVP, becoming the seventh catcher to accomplish this and first since Toronto's Pat Borders in 1992...also became the second Venezuelan-born player to be named World Series MVP, joining Pablo

Sandoval, who did it with San Francisco in 2012.

- Hit four postseason homers, which tied for second most by a catcher in a single postseason and was the first to hit as many as four since Boston's Jason Varitek (2003).
- 2014:** Hit .333 in the World Series, hitting a Game 1 home run off MVP Madison Bumgarner for the only run against the lefty during the Fall Classic...added a two-run double as part of a five-run sixth inning in Game 2.
- Collected the third walk-off hit in Royals postseason history with a game-winning RBI single in the 12th inning of the Wild Card Game vs. Oakland, a 9-8 win.

MISC NOTES

- Full name is **Salvador Johan Perez (Diaz)**...resides in Valencia, Venezuela, with wife, Maria Gabriela, sons, Salvador, Jr. and Johan and daughter, Paulina.
- Played for the Venezuelan National Team in the 2013 and 2017 World Baseball Classic tournaments.
- Played for the Major League All-Stars in their Tour of Japan in November 2014.
- Participated in Royals FanFest, 2010-20...also participated in a calendar shoot for Braden's Hope for childhood cancer research, the annual Gloves for Kids fundraiser and events at the Guadalupe Center in Kansas City.

CAREER BATTING

YEAR	CLUB	AVG	G	AB	R	H	2B	3B	HR	RBI	SAC	SF	HP	BB	SO	SB	CS	OBP	SLG	E
2007	Surprise	.244	30	86	10	21	3	0	0	10	2	1	5	5	10	1	1	.320	.279	5
2008	Burlington	.325	13	40	4	13	0	1	0	10	2	1	5	5	5	0	0	.404	.375	1
	Idaho Falls	.395	12	43	7	17	3	1	1	6	0	1	0	2	5	0	1	.413	.581	2
2009	Burlington Bees	.189	36	127	10	24	6	0	0	7	2	1	1	6	15	0	1	.230	.236	5
	Idaho Falls	.309	59	233	35	72	14	3	2	38	1	5	1	19	25	0	1	.357	.421	3
2010	Wilmington	.290	99	365	35	106	21	1	7	53	1	9	3	18	38	1	1	.322	.411	6
2011	Northwest Arkansas	.283	79	286	35	81	14	0	9	43	2	1	4	16	30	0	1	.329	.427	9
	Omaha	.333	12	48	5	16	5	0	1	10	0	0	1	0	6	0	0	.347	.500	0
	KANSAS CITY	.331	39	148	20	49	8	2	3	21	0	2	1	7	20	0	0	.361	.473	3
2012	Omaha@	.340	12	50	11	17	2	0	0	7	1	0	0	2	5	0	0	.365	.380	1
	KANSAS CITY	.301	76	289	38	87	16	0	11	39	0	3	1	12	27	0	0	.328	.471	4
2013	KANSAS CITY	.292	138	496	48	145	25	3	13	79	0	5	4	21	63	0	0	.323	.433	8
2014	KANSAS CITY	.260	150	578	57	150	28	2	17	70	0	3	3	22	85	1	0	.289	.403	9
2015	KANSAS CITY	.260	142	531	52	138	25	0	21	70	0	5	4	13	82	1	0	.280	.426	4
2016	KANSAS CITY	.247	139	514	57	127	28	2	22	64	0	2	8	22	119	0	0	.288	.438	4
2017	KANSAS CITY	.268	129	471	57	126	24	1	27	80	0	5	5	17	95	1	0	.297	.495	5
2018	Northwest Arkansas@	.333	3	9	1	3	0	0	1	3	0	1	1	0	2	0	0	.364	.667	0
	Omaha@	.400	4	15	3	6	2	0	1	3	0	0	0	0	0	0	0	.400	.733	0
	KANSAS CITY	.235	129	510	52	120	23	0	27	80	0	5	12	17	108	1	1	.274	.439	0
2019	Did not play - Injured																			
Minor League Totals		.289	359	1302	156	376	70	6	22	190	11	20	17	73	141	2	6	.330	.402	32
Major League Totals		.266	942	3537	381	942	177	10	141	503	0	30	38	131	599	4	1	.297	.442	37

@-Minor League Injury Rehab

POSTSEASON BATTING

YEAR	SERIES	VS. OPP.	AVG	G	AB	R	H	2B	3B	HR	RBI	SH	SF	HP	BB	SO	SB	CS	E
2014	WC	vs. OAK	.167	1	6	0	1	0	0	0	1	0	0	0	0	2	0	0	0
	ALDS	vs. LAA	.154	3	13	0	2	0	0	0	1	0	0	0	0	4	0	0	0
	ALCS	vs. BAL	.067	4	15	1	1	0	0	0	0	0	0	0	1	2	0	0	0
	WS	vs. SF	.333	7	24	3	8	1	0	1	4	0	0	0	1	0	2	0	0
2015	ALDS	vs. HOU	.286	5	14	3	4	0	0	2	4	0	0	2	2	3	0	0	0
	ALCS	vs. TOR	.136	6	22	4	3	1	0	2	2	0	0	0	1	4	0	0	0
	WS	vs. NYM	.364	5	22	3	8	2	0	0	2	0	0	0	1	2	0	0	0
Division Series Totals		.222	8	27	3	6	0	0	2	5	0	0	0	2	2	7	0	0	0
Championship Series Totals		.108	10	37	5	4	1	0	2	2	0	0	0	0	2	6	0	0	0
World Series Totals		.348	12	46	6	16	3	0	1	6	0	0	0	1	1	4	0	0	0
Postseason Totals		.233	31	116	14	27	4	0	5	14	0	0	0	3	5	19	0	0	0

WORLD BASEBALL CLASSIC

YEAR	CLUB	AVG	G	AB	R	H	2B	3B	HR	RBI	SH	SF	HP	BB	SO	SB	CS	E
2013	Venezuela	.200	2	5	1	1	1	0	0	0	0	0	0	0	1	0	0	0
2017	Venezuela	.286	2	7	2	2	1	0	1	2	0	0	0	0	1	0	0	0
World Baseball Classic Totals		.250	4	12	3	3	2	0	1	2	0	0	0	1	1	0	0	0

ALL-STAR BATTING

YEAR	CLUB	SITE	AVG	AB	R	H	2B	3B	HR	RBI	SH	SF	HP	BB	SO	SB	CS	E
2013	AL	NYM	1.000	1	1	1	0	0	0	0	0	0	0	0	0	0	0	0
2014	AL	MIN	.000	1	0	0	0	0	0	0	0	0	0	0	0	0	0	0
2015	AL	CIN	.000	2	0	0	0	0	0	0	0	0	0	0	2	0	0	0
2016	AL	SD	.500	2	1	1	0	0	1	2	0	0	0	0	0	0	0	0
2017	AL	MIA	.000	2	0	0	0	0	0	0	0	0	0	0	0	0	0	0
2018	AL	WAS	.000	2	0	0	0	0	0	0	0	0	0	0	2	0	0	0
All-Star Totals			.200	10	2	2	0	0	1	2	0	0	0	0	2	0	0	0

CAREER TRANSACTIONS

- 2006 Signed by the Kansas City Royals as an International free agent, Sept. 27...signed by Juan Indriago
- 2012 Signed by the Kansas City Royals to a five-year contract, Feb. 27
Placed on the 60-day Injured List (surgery on torn meniscus in left knee), March 20...reinstated June 22
- 2013 Placed on Bereavement/Family Emergency List, May 26...reinstated June 2
Placed on Restricted List, June 2...reinstated June 4
Placed on the 7-day Injured List (concussion), Aug. 4...reinstated Aug. 11
- 2016 Signed by the Kansas City Royals to a five-year contract, March 1
- 2017 Placed on the 10-day Injured List (right intercostal strain), Aug. 6...reinstated Aug. 22
- 2018 Placed on the 10-day Injured List (left knee sprain), March 29...reinstated April 24
Placed on 10-day Injured List (left elbow impingement), Aug. 26...reinstated Sept. 17
- 2019 Placed on the 60-day Injured List (right elbow surgery), March 13...reinstated Nov. 11

HOME RUN INFORMATION

MULTI-HOMER GAMES (5)

- Aug. 28, 2013 at MIN (2)
Aug. 27, 2016 at BOS (2)
May 21, 2017 at MIN-2 (2)
Sept. 6, 2017 at DET (2)
Aug. 15, 2018 vs. TOR (2)

GRAND SLAMS (3)

- June 21, 2017 vs. BOS (Scott)
May 10, 2018 at BAL (Tillman)
Sept. 14, 2018 vs. MIN (Hildenberger)

WALK-OFF (2)

- Sept. 15, 2012 vs. LAA (Frieri)
Sept. 14, 2018 vs. MIN (Hildenberger)

SINGLE GAME BESTS

HITS

- 5 May 23, 2016 @ MIN
4 (4x) last: March 31, 2014 at DET

DOUBLES

- 2 (12x) last: Aug. 14, 2018 vs. TOR

RBI

- 5 (2x) last: Sept. 14, 2018 vs. MIN
4 (6x) last: May 24, 2018 at TEX

RUNS

- 3 (2x) last: June 18, 2016 vs. DET

HITTING STREAKS

- 17 Aug. 22-Sept. 13, 2012
12 May 13-27, 2016
June 5-18, 2014
11 June 8-19, 2016
June 5-15, 2013
June 22-July 5, 2012

WALK-OFF RBI (4)

- 👑 Sept. 15, 2012 vs. LA Angels,
(solo HR off Frieri, 9th)
- 👑 July 7, 2016 vs. Seattle,
(double off Cishek, 9th)

- 👑 Sept. 14, 2018 vs. Minnesota, (GS off Hildenberger, 9th)
- 👑 Sept. 27, 2018 vs. Cleveland,
(single off Ramirez, 10th)

CAREER FIELDING

Position	Pct.	G	TC	PO	A	E	DP	SB	CS	SB%	PB
Catcher	.995	874	6751	6216	499	36	43	341	159	68.2	29
First Base	.971	6	34	32	1	1	3				



BRETT PHILLIPS

#14 🏆 OUTFIELDER

BATS
LEFTTHROWS
RIGHTHEIGHT
6-0WEIGHT
195

BORN: MAY 30, 1994 | SEMINOLE, FLA. | DD AGE: 25

ACQUIRED: TRADE WITH MILWAUKEE, JULY 28, 2018 | MLB SERVICE: 1 YEAR, 13 DAYS

2019 SEASON

- Started the season with Omaha (AAA), where he hit 18 home runs and had 22 stolen bases with a .378 on-base percentage and .505 slugging percentage in 105 games... recalled on Aug. 16 and hit .138 (9-for-65) in 30 games with Kansas City.
- Led the Storm Chasers in triples, walks, steals, on-base percentage, slugging percentage and OPS (.883)...at the time of his recall, his 13 triples were one shy of the minor league lead, behind Las Vegas' Jorge Mateo...his 72 walks tied for second in the Pacific Coast League.
- Had 22 stolen bases in 23 attempts with Omaha (95.7%).
- Hit a game-tying home run in the ninth inning on Sept. 16 in Oakland off closer Liam Hendriks.
- Hit a walk-off sacrifice fly in Game 162 vs. Minnesota, the first walk-off RBI of his big league career, and the first walk-off win in Game 162 in Royals history.
- Finished two homers shy of becoming just the third player in Omaha history to hit 20 homers and steal 20 bases in a season.
- Hit just .187 (26-for-139) with 11 extra-base hits and 16 RBI in his first 46 games through May 30...from May 31-Aug. 13, he hit .278 (54-for-194) with 28 extra-base hits and 38 RBI in 59 games, reaching at a .403 clip while slugging .608.
- Voted as the Chasers Fan Favorite Award recipient, as voted on by the fans.

HONORS AND AWARDS

- First MLB home run: July 16, 2017 vs. Philadelphia, pinch-hit, two-run shot off Jeremy Hellickson
- First MLB hit: June 5, 2017 vs. San Francisco, single off Jeff Samardzija
- 2016 Arizona Fall League All-Star
- Three-time MiLB.com Organization All-Star (2014-16)
- 2016 Southern League midseason All-Star
- 2015 California League midseason/postseason All-Star
- 2015 Baseball America High Class A All-Star
- 2014 Midwest League midseason/postseason All-Star
- 2014 Baseball America Low Class A All-Star

CAREER HIGHLIGHTS

- Acquired by Kansas City with RHP Jorge López from Milwaukee for 3B Mike Moustakas, July 28, 2018.
- 2018: Started the season with Colorado Springs (AAA), but had three Major League stints with Milwaukee: April 9-10, May 1-10 and July 15-24.
- Hit .240/.331/.411 (62-for-258) with 42 runs, 25 extra-base hits and 11 stolen bases in 71 games with Colorado Springs.
- Played in 15 games (2 starts) with Milwaukee, and hit .182 (4-for-22), including a career-high four RBI on July 15 at Pittsburgh.
- Acquired by Kansas City with RHP Jorge López on July 28 for INF Mike Moustakas, and spent the rest of the season with the Royals.
- Homered in his second game as a Royal on July 31 at the White Sox, a two-run shot in the seventh inning off James Shields, which proved to be the difference in a 4-2 win.
- Hit .265/.324/.471 (9-for-34) with four extra-base hits in his first 10 games as a Royal, but hit just .154/.221/.244 (12-for-78) with four extra-base hits in 26 games after that, including an 0-for-20 skid from Aug. 15-26.
- Suffered a right shoulder contusion on Sept. 4 in Cleveland after colliding into the right field wall...didn't start again until Sept. 16.
- Had three outfield assists in 32 starts with Kansas City, the first of which was a 100.1 mph throw, according to Statcast, in Chicago on Aug. 2.
- 2017: Spent most of the season at Colorado Springs (AAA), where he hit .305/.377/.567 (117-for-383) with 52 extra-base hits—including a team-leading 19 HR—and 78 RBI.
- Had four stints with Milwaukee: June 5-7, June 9-12, July 14-25 and Sept. 1 through the end of season.
- Made his Major League debut on June 5 vs. San Francisco and recorded his first hit, an eighth-inning single, off Jeff Samardzija.
- Hit his first Major League home run on July 16 vs. Philadelphia, a pinch-hit, two-run shot off Jeremy Hellickson...became the 12th Brewer to have his first career HR come as a pinch-hitter.
- Hit .229/.289/.429 (8-for-25) during his first three stints in Milwaukee over 15 games (10 starts)...in 22 games (14 starts) following his Sept. 1 recall, he hit .308/.390/.462 (16-for-52), including a three-run HR on Closing Day (Oct. 1) in St. Louis.
- Threw out David Freese at home plate on Sept. 13 on a 104.7 mph throw, the hardest throw on an outfield assist in 2017, according to Statcast.
- 2016: Added to Milwaukee's 40-man roster on Nov. 18.
- Played in 19 games for Salt River in the Arizona Fall League and was selected to play in the AFL All-Star Game.
- 2015: Hit .309/.374/.527 (156-for-505) with 64 extra-base hits, 77 RBI and 17 stolen bases for three teams across two organizations and earned California League midseason and postseason All-Star honors.

- Acquired by Milwaukee with LHP Josh Hader, RHP Adrian Houser and OF Domingo Santana on July 30 from Houston for RHP Mike Fiers, OF Carlos Gomez and cash.
- Hit .346 (9-for-26) in seven games with Surprise in the Arizona Fall League.
- 2014:** Named Houston's Minor League Player of the Year

after batting .310/.375/.529 (153-for-493) with 60 extra-base hits and a career-high 23 stolen bases in 130 games between Quad Cities (A) and Lancaster (A+).

- Earned Midwest League midseason and postseason All-Star honors.

MISC NOTES

- Full name is **Brett Maverick Phillips**...resides in Seminole, Fla.
- His middle name, Maverick, is after the TV character from the show by the same name...Brett's father, Brett James Phillips, was called "Maverick" as a child by his father (Brett's grandfather) and friends.
- In January 2018, he visited an orphanage in Haiti with Adam Wainwright and Luke Weaver.

- Signed a letter of intent to play baseball at North Carolina State University before signing with Houston.

- Graduated from Seminole HS (Fla.) in 2012, where he also played football.

- Was neighbors with professional wrestler "Macho Man" Randy Savage as a teenage in Seminole, Fla....they used to play HORSE together every day after school, but Phillips never won.

CAREER BATTING

YEAR	CLUB	AVG	G	AB	R	H	2B	3B	HR	RBI	SAC	SF	HP	BB	SO	SB	CS	OBP	SLG	E
2012	Gulf Coast Astros	.251	54	175	26	44	7	6	0	13	8	4	4	28	48	7	5	.360	.360	5
2013	Quad Cities	.231	12	39	4	9	2	0	0	3	2	0	0	3	10	1	1	.286	.282	0
	Greenville	.247	29	85	9	21	7	1	0	9	8	2	1	17	21	4	3	.371	.353	0
2014	Quad Cities	.302	103	384	68	116	21	12	13	58	12	7	4	36	76	18	10	.362	.521	4
	Lancaster	.339	27	109	19	37	8	2	4	10	2	1	2	14	20	5	4	.421	.560	2
2015	Lancaster	.320	66	291	68	93	19	7	15	53	3	0	6	22	64	8	6	.379	.588	2
	Corpus Christi	.321	31	134	22	43	8	4	1	18	0	0	3	8	26	7	2	.372	.463	0
	Biloxi	.250	23	80	14	20	7	3	0	6	1	2	1	14	30	2	1	.361	.413	1
2016	Biloxi	.229	124	441	60	101	14	6	16	62	5	2	2	67	154	12	7	.332	.397	2
2017	Colorado Springs	.305	105	383	79	117	23	10	19	78	0	3	1	45	129	9	1	.377	.567	7
	MILWAUKEE	.276	37	87	9	24	3	0	4	12	1	0	1	9	34	5	0	.351	.448	1
2018	Colorado Springs	.240	71	258	42	62	12	7	6	25	0	4	1	36	94	11	0	.331	.411	2
	MILWAUKEE	.182	15	22	2	4	0	1	0	4	0	0	0	2	11	0	0	.250	.273	0
	KANSAS CITY	.188	36	112	13	21	4	2	2	7	0	1	1	9	50	1	1	.252	.313	0
2019	Omaha	.240	105	333	75	80	8	13	18	54	4	2	3	72	118	22	1	.378	.505	3
	KANSAS CITY	.138	30	65	7	9	2	0	2	6	2	2	0	10	23	3	0	.247	.262	0
Minor League Totals		.274	750	2712	486	743	136	71	92	389	45	27	28	362	790	106	41	.362	.478	28
Major League Totals		.203	118	286	31	58	9	3	8	29	3	3	2	30	118	9	1	.280	.339	1

CAREER TRANSACTIONS

- 2012 Selected by the Houston Astros in the sixth round of the First-Year Player Draft...signed by John Martin
- 2015 Acquired by the Milwaukee Brewers with LHP Josh Hader, RHP Adrian Houser and OF Domingo Santana from the Houston Astros for RHP Mike Fiers, OF Carlos Gomez and cash, July 30
- 2018 Acquired by the Kansas City Royals with RHP Jorge López from the Milwaukee Brewers for 3B Mike Moustakas, July 28

HOME RUN INFORMATION

PINCH-HIT (1)

July 16, 2017 vs. PHI (Hellickson)

SINGLE GAME BESTS

HITS

3 Sept. 23, 2017 vs. CHC

DOUBLES

1 (9x) last: Sept. 4, 2019 vs. DET

RBI

4 July 15, 2018 at PIT

RUNS

2 (3x) last: Aug. 18, 2019 vs. NYM

HITTING STREAK

5 Sept. 18-23, 2017

WALK-OFF RBI (1)

- Sept. 29, 2019 vs. Minnesota (sac. fly off Graterol, 9th)

CAREER FIELDING

Position	Pct.	G	TC	PO	A	E	DP
Outfield	.995	103	215	205	9	1	3



RANDY ROSARIO

#43 LEFT-HANDED PITCHER

BATS
LEFT

THROWS
LEFT

HEIGHT
6-1

WEIGHT
210

BORN: MAY 18, 1994 | NAGUA, D.R. | OD AGE: 25

CLAIMED: OFF WAIVERS FROM CUBS, SEPT. 12, 2019 | MLB SERVICE: 1 YEAR, 20 DAYS

2019 SEASON

- Claimed by the Royals off waivers from the Chicago Cubs on Sept. 12...pitched in six games with Kansas City, going 1-0 and allowing just one unearned run over 3.2 innings.
- Earned the win on Sept. 21 in Minnesota, 12-5, recording the final out in the eighth ahead of KC's seven-run ninth inning.
- Held left-handed batters to a .150 average (3-for-20) for the season, though all three hits went for extra-bases, including a three-run homer by Eric Thames.
- Had three stints in the big leagues with the Chicago Cubs,

going 1-0 with a 5.91 ERA (7 ER in 10.2 IP) and 10 strikeouts (8.44 K/9).

- Surrendered a season-high three earned runs in 1.0 inning on April 6 at Milwaukee (Eric Thames 3-run homer), before allowing three runs over his final nine outings with the Cubs (7.2 IP), from April 10-July 15.
- In 31 games with Iowa (AAA), went 1-2 with a 3.11 ERA (13 ER in 37.2 IP), going 4-for-6 in his save chances and collecting 31 strikeouts (7.41 K/9).

HONORS AND AWARDS

First MLB save: Sept. 13, 2018 at Washington

First MLB win: May 27, 2018 vs. San Francisco

CAREER HIGHLIGHTS

- 2018:** Appeared in a career-high 44 games in his only full season with the Cubs...went 4-0 with a save and a 3.66 ERA (19 ER in 46.2 IP).
- Retired the first batter he faced in 34 of his 44 outings...stranded 25 of 28 inherited baserunners.
- Held left-handed batters to a .174 average (12-for-69) with a .597 OPS...righties hit .321 (35-for-109) with an .801 OPS.
- Pitched to a 1.95 ERA (6 ER in 27.2 IP) before the All-Star break, which included a 0.60 ERA (1 ER in 15.0 IP) over his first 12 appearances with Chicago, May 19-June 19.
- Notched his first big league win on May 27 vs. San Francisco, his second appearance with the Cubs...tossed a career-high-tying 2.1 scoreless innings, allowing one hit and two walks.
- Recorded his first save on Sept. 13 at Washington, retiring Anthony Rendon, Juan Soto and Ryan Zimmerman in succession to preserve a 4-3 Cubs win in 10 innings.
- Opened the year with Iowa, posting a 0.79 ERA (2 ER in 22.2 IP), holding opponents to a .165 (13-for-79) average.
- 2017:** Claimed off waivers by the Cubs from Minnesota on November 3, 2017.
- Spent majority of the year in the minors, but made his

Major League debut June 2 at the Angels...allowed three runs in 2.0 innings in the Twins' 11-5 victory.

- Named the Twins' Minor League Pitcher of the Month for May, posting a 0.66 ERA (1 ER in 13.2 IP) with 18 strikeouts (11.9 K/9) at Chattanooga (AA).
- 2016:** Combined to go 6-7 with a 3.77 ERA (42 ER in 100.1 IP) with one save and 78 strikeouts in 16 starts (25 games) between Chattanooga and Ft. Myers (Advanced-A).
- Began season as a starter, going 6-6 with a 3.60 ERA (34 ER in 85.0 IP) in 16 starters, before moving to the bullpen in early August...made five relief appearances for the Miracle, allowing one run in 9.1 innings (0.96 ERA), before being promoted to Double-A on August 20.
- Pitched for Surprise in the Arizona Fall League, going 1-0 with a 4.26 ERA (6 ER in 12.2 IP) with 11 strikeouts in 10 relief appearances.
- 2015:** Added to the Twins' 40-man roster on November 20...ranked as the club's 22nd-best prospect in the minor league system by Baseball America following the season.
- 2014:** Missed all but three games with a left flexor mass strain, while pitching for Cedar Rapids (A).

POSTSEASON HIGHLIGHTS

- 2018:** Appeared in the National League Wild Card Game with the Cubs vs. Colorado, retiring Charlie Blackmon, after allowing a leadoff walk to Drew Butera.

MISC NOTES

- Full name is **Randy Miguel Rosario**...resides in Rio San Juan, Dominican Republic, during the offseason.

POSTSEASON PITCHING

YEAR	SERIES	vs. OPP	W-L	ERA	G	GS	CG	SHO	SV	IP	H	R	ER	HR	HB	BB	SO
2018	WC	vs. COL	0-0	0.00	1	0	0	0	0	0.1	0	0	0	0	0	1	0
Postseason Totals			0-0	0.00	1	0	0	0	0	0.1	0	0	0	0	0	1	0

CAREER PITCHING

YEAR	CLUB	W-L	ERA	G	GS	CG	SHO	SV	IP	H	R	ER	HR	HB	BB	SO	WP	BK	AVG
2011	Dominican Twins	2-4	3.86	13	8	0	0	0	35.0	28	22	15	0	1	19	26	8	1	.212
2012	Gulf Coast Twins	2-1	1.64	10	7	0	0	0	38.1	19	12	7	0	5	19	42	3	0	.147
2013	Elizabethhton	4-3	2.82	9	9	0	0	0	44.2	42	16	14	0	1	18	37	3	1	.251
2014	Cedar Rapids	0-1	5.40	3	3	0	0	0	11.2	15	9	7	2	0	8	4	2	0	.333
2015	Gulf Coast Twins@	1-0	0.00	2	2	0	0	0	8.0	5	0	0	0	1	1	9	0	1	.172
	Cedar Rapids	2-6	3.52	11	10	0	0	0	53.2	55	31	21	1	1	19	45	10	2	.264
2016	Fort Myers	6-6	3.34	21	16	0	0	1	94.1	102	47	35	3	2	34	68	7	0	.278
	Chattanooga	0-1	10.50	4	0	0	0	0	6.0	6	7	7	1	0	5	10	1	0	.250
2017	Fort Myers Miracle	0-0	0.00	2	0	0	0	0	3.2	2	0	0	0	1	0	3	0	0	.182
	Chattanooga	1-0	4.08	32	0	0	0	1	57.1	57	29	26	4	3	23	45	4	0	.261
	MINNESOTA	0-0	30.86	2	0	0	0	0	2.1	7	8	8	1	1	0	2	0	0	.500
2018	Iowa	0-0	0.79	15	0	0	0	0	22.2	13	3	2	1	0	6	15	2	0	.165
	CHICAGO-NL	4-0	3.66	44	0	0	0	1	46.2	47	22	19	5	0	22	30	1	0	.264
2019	CHICAGO-NL	1-0	5.91	13	0	0	0	0	10.2	12	8	7	2	0	5	10	2	0	.273
	Iowa	1-2	3.11	31	0	0	0	4	37.2	46	20	13	5	1	14	31	5	0	.284
	KANSAS CITY	1-0	0.00	6	0	0	0	0	3.2	3	1	0	0	0	0	3	1	0	.214
Minor League Totals		19-24	3.20	153	55	0	0	6	413.0	390	196	147	17	16	166	335	45	5	.248
Major League Totals		6-0	4.83	65	0	0	0	1	63.1	69	39	34	8	1	27	45	4	0	.276

CAREER TRANSACTIONS

- 2010 Signed by the Minnesota Twins as an International free agent, Aug. 16...signed by Fred Guerrero
- 2017 Claimed off waivers by the Chicago Cubs, Nov. 3
- 2019 Claimed off waivers by the Kansas City Royals, Sept. 12

ROYALS YEARLY/AVERAGE ATTENDANCE

Year	Attendance	Dates	Average	Year	Attendance	Dates	Average
1969*	902,183	73	12,359	1996	1,436,007	80	17,950
1970*	693,047	72	9,626	1997	1,517,638	77	19,710
1971*	910,784	72	12,650	1998	1,494,875	79	18,922
1972*	707,656	69	10,256	1999	1,506,068	78	19,309
1973	1,345,341	74	18,180	2000	1,677,915	81	20,715
1974	1,173,292	78	15,042	2001	1,536,371	81	18,967
1975	1,151,836	77	14,959	2002	1,323,034	77	17,182
1976	1,680,265	78	21,542	2003	1,774,535	78	22,750
1977	1,852,603	76	24,376	2004	1,661,482	79	21,031
1978	2,255,493	80	28,194	2005	1,371,181	79	17,357
1979	2,261,845	79	28,631	2006	1,372,638	80	17,158
1980	2,288,714	81	28,256	2007	1,616,867	81	19,961
1981	1,279,403	47	27,221	2008	1,578,922	79	19,986
1982	2,284,464	80	28,556	2009	1,797,887	80	22,474
1983	1,963,875	79	24,859	2010	1,615,326	80	20,192
1984	1,810,018	77	23,507	2011	1,724,370	81	21,289
1985	2,162,717	80	27,034	2012	1,739,821	80	21,748
1986	2,320,764	78	29,753	2013	1,750,754	81	21,614
1987	2,392,471	80	29,906	2014	1,956,482	81	24,154
1988	2,350,181	80	29,377	2015	2,708,549	81	33,438
1989	2,477,700	80	30,971	2016	2,557,712	81	31,577
1990	2,244,956	78	28,781	2017	2,220,370	80	27,755
1991	2,161,537	80	27,019	2018	1,665,107	81	20,557
1992	1,867,689	79	23,642	2019^	1,479,659	80	18,496
1993	1,934,578	80	24,182	Totals	88,190,772	3,950	22,327
1994	1,400,494	57	24,570	*The Royals played in Municipal Stadium from 1969-72.			
1995	1,233,296	70	17,619	^Includes 25,454 for June 13 "home" game in Omaha			



ERIC SKOGLUND

#53 LEFT-HANDED PITCHER

BATS
LEFT

THROWS
LEFT

HEIGHT
6-7

WEIGHT
215

BORN: OCT. 26, 1992 | SARASOTA, FLA. | DD AGE: 27

DRAFTED: THIRD ROUND, 2014 | MLB SERVICE: 1 YEAR, 109 DAYS

2019 SEASON

- Made four starts and appeared in six games with the Royals over the final five weeks of the season...went 0-3 with a 9.00 ERA (21 ER in 21.0 IP).
- Served an 80-game suspension at the beginning of the season for violating the MLB Joint Drug Prevention and Treatment program.
- Pitched 5.0 innings in his first Major League start of the year, Aug. 25 at Cleveland, taking a no-decision in a 9-8 Royals win in 10 innings...allowed two runs on two hits with three walks and no strikeouts.
- Did not record a strikeout in two starts: Aug. 25 at Cleveland

and Sept. 20 at Minnesota, the only Royal with multiple starts without a strikeout in 2019.

- Held opponents to a .211 average (8-for-38) in his three road appearances, however they hit .431 against him (22-for-51) at Kauffman Stadium.
- Started 13 minor league games, including 11 with Omaha (AAA) and two with Northwest Arkansas (AA) during his rehab assignment following his suspension...went 3-5 with a 6.04 ERA (49 ER in 73.0 IP) combined between his two minor league stops.

HONORS AND AWARDS

- First MLB win: May 30, 2017 vs. Detroit
- 2016 Texas League postseason All-Star
- 2015 Carolina League midseason All-Star

CAREER HIGHLIGHTS

- 2018:** Made the Opening Day roster for the first time, but went 1-5 with a 6.70 ERA (37 ER in 49.2 IP) through his first nine starts, before being placed on the 10-day IL on May 26 with a sprained left UCL.
- Made 13 starts, most by a Royals rookie left-handed pitcher since Will Smith (16) in 2012.
- Completed at least 5.0 innings in nine of 13 starts, after doing it just once in five starts in 2017.
- Earned his second career win on April 28 vs. the White Sox (Game 2), in which he recorded a career-high nine strikeouts over 7.0 two-hit innings...became the first Royals southpaw to record 7.0 innings with two hits or fewer since Danny Duffy's club-record 16-strikeout game on Aug. 1, 2016 at Tampa Bay.
- Recorded a career-high 7.2 innings of two-run ball in a 2-1 loss on May 14 vs. Tampa Bay...matched the club record by a pitcher with six assists, joining: Steve Busby (4 times), Mark Gubicza, Charlie Leibrandt, Dennis Leonard, Mike McCormick and Paul Splittorff (once each).
- Made five rehab starts, including one with Surprise, two with Northwest Arkansas (AA) and two with Omaha (AAA), in which he posted a 3.54 ERA (8 ER in 20.1 IP).
- Reinstated from the 60-day IL on Sept. 4, after missing more than three months for the sprained left UCL.
- In five outings (4 starts) following his return, he posted a 1.33 ERA (3 ER in 20.1 IP) and .157 opponents' average (11-for-70), both of which ranked fourth in the American League (min. 20 IP) from his return date (Sept. 7), through season's end.
- Held opponents to three hits or fewer in each of his last four appearances—all of which were starts—the longest such streak in Royals history.
- Issued two walks or fewer in 12 of his 13 starts...his 2.44 walk rate (19 BB in 70 IP) ranked second among American League rookies (min. 50 IP) behind Shane Bieber (1.81).
- Held left-handed batters to a .196 average (9-for-46), but four of those hits were HR, including three in one game on May 25 at Texas.
- 2017:** Made his Major League debut on May 30 vs. Detroit, recording 6.1 scoreless innings in a 1-0 win over Justin Verlander...became the 10th Royal to start and win his Major League debut, and his 6.1 scoreless innings marked the third-longest scoreless start by a Royal in his debut.
- According to *Elias*, he's the third starting pitcher, in his Major League debut, to win a 1-0 over a former Cy Young Award winner, joining Steve Woodward (July 28, 1997 over Roger Clemens) and Lee Tunnell (Sept. 4, 1982 over Fernando Valenzuela).
- Spent most of the season in the minors, where he went 4-5 with a 4.07 ERA (47 ER in 104.0 IP) in 20 starts between Northwest Arkansas (AA) and Omaha (AAA).
- 2016:** Named a Texas League postseason All-Star...led the league in strikeouts (134) and innings pitched, and tied for the lead in starts...ranked third in WHIP (1.11) and seventh in ERA.
- Matched a career-high with 10 strikeouts over 6.0 scoreless innings on Aug. 12 at San Antonio, taking a no-decision in a 1-0 Nationals win...also fanned 10 on May 16, 2015 with Wilmington (A) at Lynchburg.
- 2015:** Named a Carolina League All-Star.
- Missed the last seven weeks of the season after being placed on the disabled list on July 20 with a right elbow injury...at the time of his injury, ranked 13th among qualifying Class A pitchers in WHIP (1.11).
- Threw an 8.0-inning complete game, a 3-1 loss at Potomac on May 29...allowed three runs on 10 hits with a walk and three strikeouts.

MISC NOTES

- Eric L. Skoglund resides in Sarasota, Fla.
- Graduated from Sarasota High School (Fla.) in 2011... posted a 0.66 ERA during his junior season, the lowest in school history and lowest in the country in 2010... named Rawlings/Perfect Game All-America Honorable Mention in 2010.
- Attended University of Central Florida, where he went 5-3 in 2012 to earn *Louisville Slugger* Freshman All-America

honors...also posted a 9-3 mark and a 2.54 ERA as a junior, garnering American Athletic Conference Pitcher of the Year and unanimous All-AAC first team honors.

- Selected by the Pittsburgh Pirates in the 16th round of the 2011 First-Year Player Draft, but did not sign.
- Celebrated his 25th birthday visiting patients in the pediatric unit at the University of Kansas Hospital in Kansas City.

CAREER PITCHING

YEAR	CLUB	W-L	ERA	G	GS	CG	SHO	SV	IP	H	R	ER	HR	HB	BB	SO	WP	BK	AVG
2014	Idaho Falls	0-2	5.09	9	8	0	0	0	23.0	30	17	13	2	1	9	25	2	0	.316
2015	Wilmington	6-3	3.52	15	15	1	0	0	84.1	83	36	33	2	4	11	66	2	0	.260
2016	Northwest Arkansas	7-10	3.45	27	27	0	0	0	156.1	135	63	60	19	4	38	134	3	2	.230
2017	Northwest Arkansas	0-0	2.70	1	1	0	0	0	3.1	5	1	1	0	0	3	1	0	0	.385
	Omaha	4-5	4.11	19	19	1	0	0	100.2	110	57	46	14	3	29	102	5	1	.274
	KANSAS CITY	1-2	9.50	7	5	0	0	0	18.0	30	20	19	2	0	12	14	0	0	.375
2018	KANSAS CITY	1-6	5.14	14	13	0	0	0	70.0	66	41	40	12	6	19	49	3	0	.246
	Surprise@	0-0	0.00	1	1	0	0	0	3.0	2	0	0	0	0	1	2	0	0	.200
	Northwest Arkansas@	0-0	4.00	2	2	0	0	0	9.0	12	5	4	1	0	2	4	0	0	.324
	Omaha@	0-1	4.32	2	2	0	0	0	8.1	8	4	4	2	0	0	6	0	0	.250
2019	Northwest Arkansas@	1-1	5.40	2	2	0	0	0	10.0	14	7	6	0	2	2	5	0	0	.333
	Omaha@	2-4	6.14	11	11	0	0	0	63.0	79	45	43	12	5	17	43	3	1	.312
	KANSAS CITY	0-3	9.00	6	4	0	0	0	21.0	30	21	21	5	1	9	4	0	0	.337
Minor League Totals		20-26	4.10	89	88	2	0	0	461.0	478	235	210	52	19	112	388	15	4	.267
Major League Totals		2-11	6.61	27	22	0	0	0	109.0	126	82	80	19	7	40	67	3	0	.288

@ - Minor League injury rehab

CAREER TRANSACTIONS

- 2014 Selected by the Kansas City Royals in the third round of the First-Year Player...signed by Jim Buckley
- 2018 Placed on the 10-day Injured List (sprained left UCL), May 26...transferred to 60-day DL, June 17...reinstated, Sept. 4
- 2019 Suspended for 80 games by MLB for violating the Joint Drug Prevention & Treatment Plan, Jan. 16...reinstated, June 26

CAREER BATTING/FIELDING

	Avg.	AB	H	HR	RBI	Position	Pct.	G	TC	PO	A	E	DP
MLB Totals	.000	3	0	0	0	Pitcher	.944	27	18	2	15	1	2

SINGLE GAME BESTS

STRIKEOUTS (STARTER)

9 April 28, 2018 vs. CWS

STRIKEOUTS (RELIEVER)

2 Sept. 2, 2017 at MIN

INNINGS PITCHED (STARTER)

7.2 May 14, 2018 vs. TB

INNINGS PITCHED (RELIEVER)

4.0 Sept. 15, 2019 vs. HOU

HOME RUNS BY A ROYALS PITCHER

	Name	Date	Opponent	Pitcher	Inning
1.	Jim Rooker	July 7, 1969	at Minnesota	Jim Kaat	3rd
2.	Jim Rooker	July 7, 1969	at Minnesota	Jim Kaat	5th
3.	Jim Rooker	July 16, 1969	at California	Andy Messersmith	3rd
4.	Jim Rooker	September 1, 1969 (Gm. 1)	Detroit	Mike Kilkenny	2nd
5.	Jim Rooker	July 24, 1970	at Cleveland	Rich Hand	2nd
6.	Jim York	July 24, 1971	at Cleveland	Alan Foster	4th
7.	Lance Clemons	August 31, 1971	at Milwaukee	Ken Sanders	8th
8.	Zack Greinke	June 10, 2005	at Arizona	Russ Ortiz	5th



JORGE SOLER

#12 🏆 OUTFIELDER / DESIGNATED HITTER

BATS
RIGHT

THROWS
RIGHT

HEIGHT
6-4

WEIGHT
235

BORN: FEB. 25, 1992 | HAVANA, CUBA | OD AGE: 28

ACQUIRED: TRADE WITH CUBS, DEC. 7, 2016 | MLB SERVICE: 4 YEARS, 143 DAYS

2019 SEASON

- 🏆 In his first full Major League season, he hit a franchise-record 48 home runs, 10 more than Mike Moustakas' previous record of 38 set in 2017.
- 🏆 Named Royals finalist for the Hank Aaron Award.
- 🏆 His 48 home runs were third most in the Majors, trailing only Pete Alonso (53) and Eugenio Suárez (49)...he became the first Royal to lead the American League in homers, with three more than second-place Mike Trout (45).
- 🏆 He's one of three active players to hold his current team's single-season home run record, joining Baltimore's Chris Davis (53 in 2013) and the Mets' Pete Alonso (53 in 2019).
- 🏆 His 48 home runs set a new single-season record by a Cuban-born player, one more than Rafael Palmeiro hit in 1999 and 2001.
- 🏆 He's one of five American League players since 2010 to hit 48 homers in a season, joining Khris Davis (48 in 2018), Aaron Judge (52 in 2017), Chris Davis (53 in 2013) and Jose Bautista (54 in 2010).
- 🏆 Of his 48 home runs, 21 came at home, matching Chili Davis (1997) and Dean Palmer (1980) for the most homers hit in a single season in the 47-year history of Kauffman Stadium.
- 🏆 Had a career-high 117 RBI, matching Xander Bogaerts for second most in the American League, trailing only José Abreu (123).
- 🏆 His 117 RBI were the seventh most in a single season in Royals history, and the most since 2000, when Mike Sweeney had a club-record 144 and Jermaine Dye had 118.
- 🏆 Ranked fourth in the American League in extra-base hits (82), fifth in slugging percentage (.569) and seventh in OPS (.922).
- 🏆 His .922 OPS was highest by a Royal since Mike Sweeney (.979) in 2002.
- 🏆 His 82 extra-base hits were third most in Royals history, trailing only Hal McRae (86 in 1977) and George Brett (85 in 1979).
- 🏆 Became the third American League player in the last 10 seasons to have a 45-homer, 30-double season, joining Chris Davis (2013, 2015) and Jose Bautista (2010).
- 🏆 Was one of four American League players to play in 162 games, joining teammate Whit Merrifield, Baltimore's Jonathan Villar and Oakland's Marcus Semien...Merrifield and Soler are the seventh and eighth Royals to play 162 games in a season, joining: Alcides Escobar (2014, 2016-17), Eric Hosmer (2017), Billy Butler (2013), Carlos Beltrán (2002), Al Cowens (1977) and Hal McRae (1977)...the 2019 Royals are the first American League team to have two players play 162 games since the 2017 Royals, and prior to that it hadn't been done since Raúl Ibañez and Ichiro Suzuki of the 2008 Mariners...in addition to 2017 and 2019, Cowens and McRae made the 1977 squad the only other in Royals history to have two players play in 162 games.
- 🏆 Became the eighth player to hit at least 48 home runs and play 162 games in a season, joining Ryan Howard (2008), Alex Rodriguez (2001-02, 2005), Luis Gonzalez (2001), Sammy Sosa (1999), Albert Belle (1998), Harmon Killebrew (1969) and Willie Mays (1962).
- 🏆 Became one of 13 American League players to hit 48 homers in his age-27 season or younger, joining Aaron Judge (2017), Chris Davis (2013), Alex Rodriguez (2001-02), Ken Griffey Jr. (1996-97), Cecil Fielder (1990), Mark McGwire (1987), Harmon Killebrew (1962), Roger Maris (1961), Mickey Mantle (1956), Hank Greenberg (1938), Jimmie Foxx (1932-33) and Babe Ruth (1920-21).
- 🏆 Hit 13 first-pitch home runs, one behind Jeff McNeil for the Major League lead, and the most by a Royal in a single season since at least 1988 (when pitch-count data is available), four more than Mike Sweeney (2004), Bo Jackson (1990) and Danny Tartabull (1988).
- 🏆 His 48 home runs had an average distance of 414 ft., according to Statcast, tied for the fifth-best average in the Majors (min. 30 HR), trailing only Mike Trout (419 ft.), Ronald Acuña Jr. (418 ft.), Gary Sánchez (417 ft.) and Miguel Sanó (415 ft.).
- 🏆 Led the Majors with 30 "no-doubt home runs," a term coined by Statcast to describe homers that would've gone out of all 30 Major League ballparks.
- 🏆 His 465-ft. home run off Minnesota's Kyle Gibson on Aug. 3 was the longest homer by a Royal since Brandon Moss' 474-ft. homer on July 1, 2017 off Minnesota's José Berrios.
- 🏆 Of his 48 home runs, 17 traveled at least 430 ft., one shy of the American League record in the Statcast Era (since 2015), held by Aaron Judge in 2017.
- 🏆 Had a career-long 26-game on-base streak from June 30-July 30, which was the longest active streak in the Majors when it snapped, and was the longest by a Royal within one season since Billy Butler reached in 32 straight from May 31-July 5, 2013.
- 🏆 Named Royals Player of the Month for July, in which he led the team with six home runs, 18 RBI, 18 walks, a .409 on-base percentage and a .544 slugging percentage.
- 🏆 Had four multi-homer games, on Aug. 6 at Boston, Aug. 11 at Detroit, Sept. 11 at Chicago and Sept. 28 vs. Minnesota...his four multi-homer games match the club record for a single season, shared by Mike Sweeney (2005), Jermaine Dye (1999) and Steve Balboni (1985).
- 🏆 Of his 48 home runs, 39 came vs. right-handed pitching, matching Pete Alonso for most in the Majors.
- 🏆 His 27 home runs on the road were a club record and most in the Majors in 2019...the last American League player with more road homers in a season was Alex Rodriguez (28) in 2007.
- 🏆 Named American League Player of the Week for the week of Aug. 5-11, in which he hit .409 (9-for-22) with a .552 on-base percentage and 1.273 slugging percentage in seven games, with an AL-leading six home runs and 12 RBI.

- Had a home run in a career-best three straight games from Aug. 9-11 at Detroit, including a career-best five RBI in a multi-homer game on Aug. 11.
- Hit seven home runs during the Royals' 10-game road trip from Aug. 2-11 to Minnesota, Boston and Detroit, matching Mike Sweeney for the franchise record for a road trip of any length (*Elias*).
- His combination of seven homers and 14 RBI during the road trip from Aug. 2-11 is a combination that hadn't been matched on a trip of 10 games or fewer since the Dodgers' Matt Kemp had seven homers and 16 RBI from June 3-12, 2011.
- Named Royals Player of the Month for August, in which he led the team with 19 runs, 10 home runs, 24 RBI, 19 walks, a .419 on-base percentage, .663 slugging percentage and 1.079 OPS...his combination of 10 home runs and 19 walks in August has been matched just twice by a Royal in any calendar month, by George Brett in August 1987 and John Mayberry in July 1975...he's the first America League player with 10 homers and 19 walks in a calendar month since Aaron Judge in September 2017.
- Named Royals Player of the Month for September, his second straight month with at least 10 homers and 20 RBI...prior to August, the last Royal with a 10-homer month was Mike Sweeney in June 2001.
- Became the first to win three straight Royals Player of the Month Awards since Eric Hosmer from June-August 2013.
- Homered in consecutive games eight times: Aug. 9-11 (3), Sept. 28-29, Sept. 11-12, Sept. 3-4, Aug. 29-30, June 17-18,

May 29-30 and April 10-11.

- Had a go-ahead, two-run homer in the eighth inning on June 17 at Seattle, turning a 4-3 deficit into a 5-4 lead...also had a go-ahead two-run homer in the eighth inning on Aug. 25 at Cleveland, breaking a 3-3 tie.
- Hit .408 (29-for-71) with eight doubles, 10 home runs and 26 RBI in 19 games vs. Detroit, including a homer in five straight games vs. the Tigers from Aug. 9-Sept. 4...his 10 homers and 26 RBI vs. Detroit were the most by a Royal vs. any opponent in a single season.
- Became one of four players to record at least 10 homers and 26 RBI in a single season vs. Detroit, joining Gus Zernial (11 HR and 26 RBI in 1953), Jimmie Foxx (13 HR, 29 RBI in 1932), and Babe Ruth (10 HR and 32 RBI in 1929, 10 HR and 26 RBI in 1920 and 10 HR and 27 RBI in 1921).
- Became one of four players since 1969 to record at least 10 homers and 26 RBI in a single season vs. any opponent, joining Khris Davis vs. Texas in 2018, Darryl Strawberry vs. Houston in 1991 and Harmon Killebrew vs. Oakland in 1969.
- His 27 home runs vs. the American League Central were fourth most since the 1994 realignment, trailing only Brian Dozier (31) in 2016, Jim Thome (29) in 2002 and Ken Griffey Jr. (28) in 1999.
- Ended the season on a 14-game on-base streak, a season-best eight-game hit streak, a three-game RBI streak and a two-game homer streak.

HONORS AND AWARDS

- 2019 Led American League in home runs (48)
- 2019 Tied for MLB lead in games played (162)
- 2019 Les Milgram Royals Player of the Year
- First MLB hit/home run: Aug. 27, 2014 at Cincinnati, solo shot off Mat Latos

- 2013 Arizona Fall League "Rising Star"
- 2013 SiriusXM All-Star Futures Game participant (World)
- 2013 Florida State League midseason All-Star

CAREER HIGHLIGHTS

- Acquired by the Royals from the Chicago Cubs on Dec. 7, 2016 for RHP Wade Davis.
- 2018:** Played in just 61 games due to a fractured left toe...placed on the 10-day IL on June 17, and did not appear with Kansas City the rest of the season.
- Started the season 0-for-11 before going 3-for-4 on April 8 at Cleveland, which snapped an 0-for-33 skid in the Majors that dated back to July 2, 2017.
- Hit .365/.460/.600 (42-for-115) with 17 extra-base hits (5 HR) and 17 RBI over his next 31 games from April 8-May 12, a stretch in which his batting average tied Mike Trout and Oduel Herrera for best in the Majors, and his hits were one behind Francisco Lindor and Nick Markakis for the Majors lead.
- Had a career-high-tying 10-game hit streak from April 26-May 4, in which he hit .385/.478/.744 (15-for-39) with eight extra-base hits and 10 RBI.
- Had a then-career-high 19-game on-base streak from April 13-May 4, in which he hit .353/.470/.647 (24-for-68) with 12 extra-base hits and 11 RBI.
- Had a two-run homer and a single in the Royals' 10-run first inning on May 8 at Baltimore, joining Jon Jay and Mike Moustakas with two hits in that inning.
- Hit the go-ahead, three-run HR in the 13th inning of a 7-6 win in Boston on May 1...it was the latest go-ahead HR by a Royal since Kendry Morales' walk-off HR on May 15, 2016 vs. Atlanta (also 13th inning).
- 2017:** Split the season between Kansas City and Omaha

(AAA), playing in 35 games with the Royals and 74 with the Storm Chasers...opened the year on the 10-day disabled list (strained left oblique) and didn't make his Royals debut until May 6...optioned twice, before being recalled for the remainder of the season on Sept. 5.

- Tied for 11th in the Pacific Coast League with 24 home runs...his total led all Royals' minor league players, one ahead of Frank Schwindel (23)...recorded five multi-homer games, after collecting just one in his first five minor league seasons.
- Hit .324/.453/.667 (36-for-111) with 11 homers and 31 RBI in his first 31 games with Omaha, but hit .228/.342/.494 (37-for-162) with 13 homers and 28 RBI in his final 43 minor league games.
- Recorded a minor league career-high six RBI on June 11 vs. New Orleans, including a game-tying, two-run HR in the ninth inning and a walk-off grand slam in the 10th.
- 2016:** Spent majority of the year in the Majors, appearing in 86 games with the Cubs...missed nearly two months from June 7-Aug. 5 with a strained left hamstring.
- Batted .277 (39-for-141) with 10 homers and 25 RBI over his last 53 games, including a HR in his first at-bat after coming off the IL on Aug. 5.
- Hit a game-tying solo shot in the ninth inning on Aug. 29 vs. Pittsburgh in a game the Cubs won 8-7 in 13 innings...it marked his first game-tying or go-ahead home run in the ninth inning or later.

- 🏆 **2015:** In his first full season with the Cubs, played in 101 games, batting .262 with 10 homers and 47 RBI...had two separate DL stints, missing from June 3-July 5 with a sprained left ankle and from Aug. 24-Sept. 17 with a strained left oblique.
- 🏆 Despite missing six weeks of action, ranked ninth among NL rookies in walks (32) and tied for fifth in outfield assists (4).
- 🏆 Recorded second career multi-homer game, April 13 vs. Cincinnati, including the game-tying two-run shot in the eighth inning...joined Mandy Brooks (1925) as the only Cubs' players to record two multi-homer contests in their first 30 big league games.
- 🏆 Rated as the third-best prospect in the Cubs' organization by *Baseball America* prior to the season.
- 🏆 **2014:** Made his Major League debut on Aug. 27 at Cincinnati...became the first Cub since Starlin Castro in 2010 to homer in his first big league at-bat, taking Mat Latos deep in the second inning.

- 🏆 Batted .292 (26-for-89) with eight doubles, one triple, five homers and 20 RBI in his first 24 games with Chicago.
- 🏆 Homered twice in St. Louis on Aug. 29, joining Javier Baez as the only Cubs players to homer three times in their first three Major League games.
- 🏆 Became the third player since 1900 to record at least one extra-base hit in each of his first five games, joining St. Louis' Enos Slaughter (1938) and Boston's Will Middlebrooks (2012).
- 🏆 Selected as the Cubs' Minor League Player of the Month in July.
- 🏆 **2013:** Named a Florida State League (A) All-Star.
- 🏆 Missed majority of the season due to a left shin fracture, which he suffered in June...played 20 games in the Arizona Fall League, batting .271 (23-for-85) with six doubles, a homer and 35 RBI.
- 🏆 Named to the World Team in the SiriusXM All-Star Futures Game at Citi Field...did not play due to injury.

POSTSEASON HIGHLIGHTS

- 🏆 Played in 15 games during the 2015-16 postseasons with the Cubs...owns a .344 batting average (11-for-32) with three doubles, a triple, three homers and five RBI in those games.
- 🏆 Reached base safely in each of his first nine postseason plate appearances, becoming the first player in Major League history to accomplish this...the previous Cubs record was seven straight, by Hack Wilson in the 1929 World Series.
- 🏆 **2016:** Went 2-for-3 with a triple in Game 3 of the World Series vs. Cleveland, his only two hits of the postseason...was 0-for-10 entering the contest.

- 🏆 **2015:** Batted .474 (9-for-19) with three doubles and three homers in seven postseason games.
- 🏆 His three home runs during the postseason tied for seventh among all participants...he and teammate Kyle Schwarber (5 HR), became the first Cubs to homer three times or more in a single postseason since Aramis Ramirez and Alex Gonzalez (4 each) in 2003.
- 🏆 Went 3-for-4 with a pair of doubles in Game 4 of the NLCS vs. the New York Mets, becoming the first Cubs rookie with three hits in a postseason game since Jerome Walton (3-for-4) in Game 2 of the 1989 NLCS vs. San Francisco.

MISC NOTES

- 🏆 Full name is **Jorge Carlos Soler (Castillo)**...resides in Pembroke Pines, Fla. with his wife, Leydis Sennano and son, Jorley.
- 🏆 Played for Cuba in several international tournaments, including the 16-under COPABE Pan American Championships in 2008, and the World Junior

Championships in Thunder Bay, Ontario, Canada, in 2010...during World Junior Championships, hit .304 with a .522 slugging percentage, helping Cuba to the bronze medal.

- 🏆 Participated in the Cubs Rookie Development program in 2014.

CAREER BATTING

YEAR	CLUB	AVG	G	AB	R	H	2B	3B	HR	RBI	SAC	SF	HP	BB	SO	SB	CS	OBP	SLG	E
2012	Arizona Cubs	.241	14	54	14	13	2	0	2	10	0	0	1	6	13	8	0	.328	.389	0
	Pcoria	.338	20	80	14	27	5	0	3	15	0	0	2	6	6	4	1	.398	.513	1
2013	Daytona	.281	55	210	38	59	13	1	8	35	0	4	1	21	38	5	1	.343	.467	3
2014	Tennessee	.415	22	65	13	27	9	1	6	22	0	2	0	12	15	0	0	.494	.862	1
	Arizona Cubs@	.400	8	25	7	10	3	0	1	6	0	0	1	4	7	0	0	.500	.640	1
	Iowa	.282	32	110	22	31	11	1	8	29	0	0	0	17	26	0	1	.378	.618	0
2014	CHICAGO-NL	.292	24	89	11	26	8	1	5	20	0	2	0	6	24	1	0	.330	.573	2
2015	CHICAGO-NL	.265	101	366	39	97	19	1	10	47	0	3	3	32	120	3	1	.327	.404	1
	Iowa	.154	4	13	1	2	0	0	0	1	0	0	0	3	4	0	0	.313	.154	0
2016	CHICAGO-NL	.238	86	227	37	54	9	0	12	31	0	3	3	31	66	0	0	.333	.436	1
	Iowa@	.143	2	7	0	1	0	0	0	0	0	0	0	0	5	0	0	.143	.143	0
	Tennessee@	.167	9	30	4	5	0	0	0	2	0	1	0	11	11	0	0	.381	.167	0
2017	Omaha@	.267	74	273	49	73	9	0	24	59	0	0	4	50	82	1	0	.388	.564	0
	KANSAS CITY	.144	35	97	7	14	5	0	2	6	0	0	1	12	36	0	0	.245	.258	0
2018	KANSAS CITY	.265	61	223	27	59	18	0	9	28	0	2	4	28	69	3	1	.354	.466	3
	Omaha@	.250	2	8	0	2	0	0	0	1	0	0	0	2	6	0	0	.400	.250	0
2019	KANSAS CITY	.265	+162	589	95	156	33	1	*48	117	0	4	10	73	+178	3	1	.354	.569	3
Minor League Totals		.286	242	875	162	250	52	3	52	180	0	7	9	132	213	18	3	.382	.530	6
Major League Totals		.255	469	1591	216	406	92	3	86	249	0	14	21	182	493	10	3	.337	.479	10

* - Led league + - Tied for league lead @ - Minor League injury rehab

CAREER TRANSACTIONS

- 2012 Signed by the Chicago Cubs as an International free agent, June 30...signed by Louie Eljuana, Alex Suarez and Jose Serra
- 2015 Placed on the 15-day Injured List (sprained left ankle), June 3...reinstated July 5
Placed on the 15-day Injured List (strained left oblique), Aug. 24...reinstated Sept. 17
- 2016 Placed on the 15-day Injured List (strained left hamstring), June 7...reinstated Aug. 5
Acquired by the Kansas City Royals for RHP Wade Davis, Dec. 7
- 2017 Placed on the 10-day Injured List (strained left oblique), April 2...reinstated May 6
- 2018 Placed on the 10-day Injured List(fractured left toe), June 17...transferred to 60-day DL, Aug. 12...reinstated Nov. 2

POSTSEASON BATTING

YEAR	SERIES	VS. OPP.	AVG	G	AB	R	H	2B	3B	HR	RBI	SH	SF	HP	BB	SO	SB	CS	E
2015	NLDS	vs. STL	.571	4	7	3	4	1	0	2	4	0	0	0	6	1	0	0	0
	NLCS	vs. NYM	.417	3	12	3	5	2	0	1	1	0	0	0	4	0	0	0	0
2016	NLDS	vs. SF	.000	2	4	0	0	0	0	0	0	0	0	0	1	1	0	0	0
	NLCS	vs. LAD	.000	4	4	0	0	0	0	0	0	0	0	0	1	2	0	0	0
	WS	vs. CLE	.400	2	5	0	2	0	1	0	0	0	0	0	1	1	0	0	0
Division Series Totals			.364	6	11	3	4	1	0	2	4	0	0	0	7	2	0	0	0
Championship Series Totals			.313	7	16	3	5	2	0	1	1	0	0	0	1	6	0	0	0
Postseason Totals			.344	15	32	6	11	3	1	3	5	0	0	0	9	9	0	0	0

HOME RUN INFORMATION
MULTI-HOMER GAMES (6)

- Aug. 29, 2014 at STL (2)
April 13, 2015 vs. CIN (2)
Aug. 6, 2019 at BOS (2)
Aug. 11, 2019 at DET (2)
Sept. 11, 2019 at CWS (2)
Sept. 28, 2019 vs. MIN (2)

PINCH-HIT (1)

- Sept. 21, 2015 vs. MIL (Jimenez)

SINGLE GAME BESTS
HITS

- 4 (3x) last: Sept. 11, 2019 at CWS

DOUBLES

- 2 (5x) last: May 14, 2019 vs. TEX

RBI

- 5 Aug. 11, 2019 at DET

RUNS

- 3 (2x) last: May 3, 2018 vs. DET

HITTING STREAKS

- 10 July 31-Aug. 11, 2015
April 26-May 4, 2018

CAREER FIELDING

Position	Pct.	G	TC	PO	A	E	DP
Outfield	.981	309	530	507	13	10	2

ALL-TIME STEALS OF HOME

In the 51-year history of the franchise, the Royals have stolen home plate 36 times, with 31 different players doing so. Jon Nunnally stole home a club-record four times during the 1995 season.

Player	Opponent	Date	Player	Opponent	Date
Amos Otis*	at California	July 31, 1972	Kevin Young	vs California	June 10, 1996
John Mayberry	vs Oakland	July 2, 1976	Sal Fasano	at Minnesota	July 5, 1996
Dave Nelson*	at Chicago (AL)	Aug. 8, 1976	Craig Paquette	vs Chicago (AL)	July 13, 1996
George Brett*	vs Cleveland	Aug. 17, 1976		vs Oakland	August 7, 1996
	vs California	Sept. 14, 1987	Michael Tucker	vs Cleveland	July 15, 1996
Fred Patek*	vs Minnesota	June 8, 1977	Johnny Damon	vs Cleveland	Sept. 27, 1996
Kevin Seitzer	vs Boston	April 7, 1989	Craig Paquette	vs Seattle	May 23, 1997
Bo Jackson	at Minnesota	May 16, 1989	Jeff Conine	at St. Louis	June 30, 1998
Juan Samuel	at Texas	Aug. 26, 1992	Jermaine Allensworth	at Chicago (AL)	July 9, 1998
Greg Gagne	vs New York (AL)	April 30, 1995	Joe Randa	at Minnesota	May 10, 1999
Jon Nunnally	at Toronto	May 24, 1995	Mike Sweeney*	vs. New York (AL)	Aug. 14, 2002
	vs Detroit	July 29, 1995	Carlos Febles	vs. Boston	May 6, 2003
	vs Oakland	Aug. 15, 1995	Mendy Lopez*	vs. Oakland	May 31, 2003
	vs Minnesota	Sept. 18, 1995 (G1)	Alex Gordon	at Tampa Bay	August 2, 2009
Tom Goodwin	at Texas	Sept. 1, 1995	Yuniesky Betancourt	vs. Cleveland	Sept. 19, 2010
Chris Stynes	at Seattle	May 12, 1996	Jeff Francoeur	at Baltimore	August 11, 2012
Bob Hamelin	at Detroit	May 22, 1996	Alcides Escobar	vs. Cleveland	Sept. 18, 2013
David Howard	vs Texas	May 23, 1996	Alex Rios	vs. Pittsburgh	July 20, 2015

*- A straight steal of home, not part of a double steal



GLENN SPARKMAN

#57 RIGHT-HANDED PITCHER

BATS
RIGHTTHROWS
RIGHTHEIGHT
6-2WEIGHT
215

BORN: MAY 11, 1992 | VICTORIA, TEXAS | OD AGE: 27

DRAFTED: 20TH ROUND, 2013 | MLB SERVICE: 2 YEARS, 1 DAY

2019 SEASON

- Recorded a career-high 136.0 innings in the Majors, after entering the season with just 39.1 innings pitched at the big league level from 2017-18.
- Started the season at Omaha (AAA), but made just one scoreless relief appearance before being recalled on April 8 to mark his first of three stints with the Royals.
- Went 0-1 with an 8.10 ER (6 ER in 6.2 IP) in his first three appearances with Kansas City, before being optioned on April 21.
- Made one start with Omaha on April 26 vs. Memphis, allowing just one unearned run in 5.1 innings.
- Recalled as the 26th man for the May 1 doubleheader vs. Tampa Bay, who entered with the best record in the Majors...started Game 2 vs. Blake Snell and earned his first Major League win in his 21st appearance (4th start) with a career-high 7.0 shutout innings on just three hits, becoming the first Royal to record 7.0 shutout innings on three hits or fewer within his first four career starts since Zack Greinke on June 8, 2004 vs. Montreal.
- According to *Elias*, he's the first Royal ever to earn his first career win over a reigning Cy Young Award winner, and the first in the Majors to do it since Atlanta's Luiz Gohara beat Max Scherzer for his first win on Sept. 13, 2017.
- His first career win in the second game of the May 1 doubleheader clinched the Royals first sweep of a traditional doubleheader since Sept. 13, 2008 at Cleveland.
- Was returned to Omaha following the May 1 doubleheader, but was recalled on May 6, and remained with Kansas City for the rest of the season.
- Made five relief appearances with the Royals from May 7-25, in which he posted a 1.64 ERA (2 ER in 11.0 IP).
- Moved into the starting rotation on May 29, and would make his remaining 22 appearances in that role.
- Went 1-2 despite a 3.00 ERA (8 ER in 24.0 IP) and .226

opponents' average (21-for-93) over a four-start stretch from June 4-20 vs. Boston, vs. Chicago, at Minnesota and vs. Minnesota.

- Earned his second win on June 20 vs. Minnesota, matching a career-high with 7.0 innings of one-run ball to snap Jake Odorizzi's 10-game (11-start) win streak.
- Recorded his first career shutout with a career-high eight strikeouts on July 16 vs. the White Sox, the first shutout by a Royal since Jason Vargas blanked the Indians on June 2, 2017...it was the first shutout by a Royals right hander since Johnny Cueto's on Aug. 10, 2015 vs. Detroit.
- Went 1-6 with a 7.76 ERA (54 ER in 62.2 IP) over his last 13 starts following the July 16 shutout, including six consecutive losses over nine starts from July 21-Sept. 5.
- Did not allow an extra-base hit with a runner in scoring position over his first 12 appearances with the Royals from April 9-June 9.
- Allowed a career high 30 home runs, one shy of Jakob Junis for most by a Royal and tied for ninth most in the American League.
- Allowed three homers in a 12-pitch span in the fourth inning on Sept. 5 vs. Detroit, joining Danny Duffy (Aug. 3 at Minnesota) as Royals to allow three homers in a single inning in 2019.
- Of the 30 homers he allowed, 18 were hit by left-handed batters, two shy of Trevor Bauer and Domingo German for most in the Majors.
- Went 3-6 with a 4.01 ERA (34 ER in 76.1 IP) at home, but 15 of those 34 earned runs (44.1%) came in two starts...had a 2.55 ERA (19 ER in 67.0 IP) in his other 14 home outings.
- Allowed two earned runs or fewer in 12 of his 16 home outings, including each of his first 10 (5 starts) from April 9-July 16, a stretch in which he went 3-2 with a 1.76 ERA (9 ER in 46.0 IP).

HONORS AND AWARDS

- First MLB win: May 1, 2019 vs. Tampa Bay-2
- 2014 Carolina League Pitcher of the Year
- 2014 Wilmington Pitcher of the Year

- 2014 MiLB.com Organization All-Star
- 2014 Baseball America Class High-A All-Star

CAREER HIGHLIGHTS

- 2018: Had three stints with Kansas City, from: July 8-Aug. 12, Aug. 13-23 and Sept. 4 through season's end.
- Started the season at Northwest Arkansas (AA), where he went 3-2 with a 2.94 ERA (11 ER in 33.2 IP), 26 strikeouts, one walk and no homers allowed in six starts.
- Transferred to Omaha (AAA) on May 12 and went 4-1 with a 4.58 ERA (28 ER in 55 IP) in 10 starts.
- Selected on July 8 and made his Royals debut that day vs. Boston, allowing three runs on four hits and one walk in 1.2 innings of relief.
- Recorded 4.1 innings on Aug. 10 vs. St. Louis, the longest relief outing by a Royal in 2018.
- Made his first career start on Aug. 16 vs. Toronto (2 ER in 4 IP) and took the no-decision in a 6-2 win.
- Opened the season with 48.2 innings without allowing a homer, including six starts with Northwest Arkansas and his first two-plus starts with Omaha...streak lasted a total of 63.0 innings dating back to June 2017 with Buffalo (AAA), and included his first two Major League appearances with the Blue Jays.

- 👑 **2017:** Limited to 12 appearances and six starts between five different stops in an injury-plagued season...made his big league debut with Toronto on June 30 vs. Boston.
- 👑 Opened the season on the 10-day Injured List (fractured right thumb)...made appearances with Dunedin (A), New Hampshire (AA) and Buffalo (AAA) as part of his rehab assignment...finished the year with three outings at Northwest Arkansas (AA), before being placed on the disabled list on July 27, which ended his season.
- 👑 Recorded 1.0 inning of work in the Majors, tossing 0.2 innings against the Red Sox in his debut and 0.1 inning vs. the Sox on July 2.
- 👑 Designated for assignment on July 3 and returned to the Royals' organization after being selected in the previous Rule 5 Draft.
- 👑 Went 2-4 with a save and a 2.37 ERA (8 ER in 30.1 IP) in a combined 10 minor league appearances (6 starts).

- 👑 **2016:** Made 16 starts between Surprise (Rookie), Lexington (A), Wilmington (A) and Northwest Arkansas (AA)...went 2-7 with a 5.22 ERA (35 ER in 60.1 IP), 10 walks and 65 strikeouts.
- 👑 **2015:** Recorded just four starts due to injury...placed on the Injured List on April 30 and missed the remainder of the season.
- 👑 **2014:** Led the Carolina League in ERA (1.56) and ranked second in WHIP (0.98) and seventh in strikeouts (117) ... also set career highs in starts (18), appearances (29) and innings (121.0).
- 👑 Named the Wilmington Pitcher of the Year and Carolina League (A) Pitcher of the Year... also named an Organization All-Star by MiLB.com, a High Class-A All-Star by *Baseball America*.
- 👑 **2013:** Made his professional debut with Idaho Falls... posted a 1.72 ERA (7 ER in 36.2 IP), with a .194 opponents' average in 20 relief appearances.

MISC NOTES

- 👑 Full name is **Glenn Michael Sparkman**...resides in Wimberley, Texas, with his wife, Katherine and children, Raelynn and Beau.
- 👑 Graduated from Ganado High School (Texas) in 2011.

- 👑 Pitched for two seasons at Wharton Junior College in Wharton, Texas...posted a 5-4 record with a 2.78 ERA (24 ER in 77.2 IP) with five complete games and a 0.86 WHIP in his sophomore season (2013).

CAREER PITCHING

YEAR	CLUB	W-L	ERA	G	GS	CG	SHO	SV	IP	H	R	ER	HR	HB	BB	SO	WP	BK	AVG
2013	Idaho Falls	1-0	1.72	20	0	0	0	2	36.2	25	8	7	1	1	10	47	1	1	.194
2014	Wilmington	8-3	1.56	29	18	0	0	1	121.0	94	28	21	2	0	25	117	4	4	.213
2015	Northwest Arkansas	2-2	3.60	4	4	0	0	0	20.0	17	9	8	1	1	9	21	1	0	.233
2016	Surprise@	1-3	5.40	7	7	0	0	0	16.2	19	12	10	1	1	1	17	2	0	.279
	Lexington	0-2	6.91	3	3	0	0	0	14.1	21	11	11	2	0	3	19	1	1	.350
	Wilmington	1-0	3.86	2	2	0	0	0	11.2	9	5	5	1	2	1	9	0	1	.209
	Northwest Arkansas	0-2	4.58	4	4	0	0	0	17.2	21	10	9	2	0	5	20	0	0	.296
2017	Dunedin@	0-1	0.00	1	1	0	0	0	3.1	3	3	0	0	0	1	3	0	0	.200
	New Hampshire@	1-1	3.12	2	2	0	0	0	8.2	6	3	3	2	0	3	6	0	0	.194
	Buffalo@	1-2	2.25	4	1	0	0	1	8.0	7	3	2	1	0	1	3	0	0	.250
	TORONTO	0-0	63.00	2	0	0	0	0	1.0	9	7	7	0	0	1	1	0	0	.818
	Northwest Arkansas	0-0	2.61	3	2	0	0	0	10.1	11	3	3	0	0	5	5	0	0	.275
	Northwest Arkansas	3-2	2.94	6	6	0	0	0	33.2	35	13	11	0	1	1	26	2	0	.263
2018	Omaha	5-1	4.01	12	12	0	0	0	67.1	76	32	30	10	1	11	48	2	2	.288
	KANSAS CITY	0-3	4.46	15	3	0	0	0	38.1	47	20	19	3	1	15	27	3	1	.303
	Omaha	0-0	0.00	2	1	0	0	0	6.1	4	1	0	0	0	1	4	1	0	.182
2019	KANSAS CITY	4-11	6.02	31	23	1	1	0	136.0	164	96	91	30	6	41	81	6	2	.296
	Minor League Totals	23-19	2.87	99	63	0	0	4	375.2	348	141	120	23	7	77	345	14	9	.245
Major League Totals		4-14	6.01	48	26	1	1	0	175.1	220	123	117	33	7	57	109	9	3	.306

@ - Minor League injury rehab

CAREER TRANSACTIONS

- 2013 Selected by the Kansas City Royals in the 20th round of the First-Year Player Draft...signed by Mitch Thompson
- 2016 Selected by the Toronto Blue Jays in the Major League phase of the Rule 5 Draft, Dec. 8
- 2017 Placed on the 10-day Injured List (fractured right thumb), April 2...transferred to 60-day DL, April 10...reinstated June 30
Returned to Kansas City Royals, July 8

CAREER BATTING/FIELDING

MLB Totals	Avg.	AB	H	HR	RBI	Position	Pct.	G	TC	PO	A	E	DP
	.000	2	0	0	0	Pitcher	.963	48	27	7	19	1	1

SINGLE GAME BESTS

STRIKEOUTS (STARTER)

8 July 16, 2019 vs. CWS

STRIKEOUTS (RELIEVER)

4 Aug. 4, 2018 at MIN

INNINGS PITCHED (STARTER)

9.0 July 16, 2019 vs. CWS

INNINGS PITCHED (RELIEVER)

4.1 Aug. 10, 2018 vs. STL

COMPLETE GAMES (I)

July 16, 2019 vs. CWS

SHUTOUTS (I)

July 16, 2019 vs. CWS (11-0)



GABE SPEIER

#67 🏆 LEFT-HANDED PITCHER

BATS
LEFTTHROWS
LEFTHEIGHT
5-11WEIGHT
175

BORN: APRIL 12, 1995 | SANTA BARBARA, CALIF. | DD AGE: 24

ACQUIRED: TRADE WITH ARIZONA, JUNE 6, 2018 | MLB SERVICE: 27 DAYS

2019 SEASON

- 👑 Made his big league debut on Sept. 5 vs. Detroit and appeared in nine games with the Royals...pitched to a 7.36 ERA (6 ER in 7.1 IP) with 10 strikeouts (12.27 K/9), holding the opposition to a .185 average (5-for-27).
- 👑 His first four appearances were scoreless, before surrendering three runs in the eighth inning on Sept. 14 vs. Houston...recorded all three outs via strikeout in the frame.
- 👑 Held right-handed batters to a .133 average (2-for-15), while lefties were 3-for-12 (.250) against him...also held

the opposition to a .167 average (2-for-12) in his three home appearances.

- 👑 Opened the year at Northwest Arkansas (AA), before being promoted to Omaha (AAA) on May 30...combined to go 1-5 with a 4.48 ERA (31 ER in 62.1 IP) with 73 strikeouts (10.54 K/9) in 47 minor league appearances.
- 👑 With Omaha, held left-handed batters to a .161 average (9-for-56), while he fanned 16 of them.

CAREER HIGHLIGHTS

- 👑 Kansas City is his fifth organization in seven professional seasons (he's been traded four times).
- 👑 **2018:** Acquired by Kansas City with RHP Elvis Luciano from Arizona for OF Jon Jay on June 6.
- 👑 Allowed just three home runs in 61.0 innings with Jackson (AA) and Northwest Arkansas (AA), good for a 0.4 HR/9.
- 👑 **2017:** Recorded a career-high 69.0 innings with just four home runs allowed (0.5 HR/9) in 36 appearances with

Jackson (AA).

- 👑 **2016:** Made 10 appearances for Salt River in the Arizona Fall League, after posting a 2.62 ERA (17 ER in 58.1 IP) over 39 appearances across four levels during the regular season.
- 👑 Did not allow a home run over the first 99.1 innings (59 appearances) of his career across three-plus seasons, including 4.0 innings in 2013, 29.0 innings in 2014, 44.0 innings in 2015 and 22.1 innings to begin 2016.

MISC NOTES

- 👑 Full name is **Gabe James Speier**...resides in Santa Barbara, Calif. during the offseason.
- 👑 Graduated from Dos Pueblos High School (Calif.) in 2013.

CAREER PITCHING

YEAR	CLUB	W-L	ERA	G	GS	CG	SHO	SV	IP	H	R	ER	HR	HB	BB	SO	WP	BK	AVG
2013	Gulf Coast Red Sox	0-0	2.25	3	2	0	0	0	4.0	5	1	1	0	0	1	6	0	0	.294
2014	Gulf Coast Red Sox	3-0	1.55	9	6	0	0	0	29.0	22	6	5	0	3	1	26	3	0	.210
2015	West Michigan	4-2	2.86	33	0	0	0	0	44.0	40	16	14	0	1	12	36	1	0	.240
2016	Kane County	1-2	2.22	17	0	0	0	2	28.1	24	11	7	1	4	7	31	1	0	.224
	Visalia	1-0	4.50	9	0	0	0	1	14.0	14	7	7	2	0	5	9	0	0	.259
	Arizona D-backs@	1-0	0.00	2	0	0	0	0	2.0	0	0	0	0	0	1	2	0	0	.000
	Mobile	1-0	1.93	11	0	0	0	0	14.0	12	5	3	0	1	7	7	2	0	.250
2017	Jackson	2-6	4.30	36	4	0	0	2	69.0	81	47	33	4	2	31	50	2	1	.303
2018	Jackson	1-0	3.03	20	0	0	0	1	29.2	28	11	10	1	1	10	26	2	0	.250
	Northwest Arkansas	0-0	3.73	26	0	0	0	0	31.1	46	19	13	2	1	10	22	2	0	.326
2019	Northwest Arkansas	1-1	2.42	17	0	0	0	5	22.1	20	10	6	2	3	9	28	1	0	.233
	Omaha	0-4	5.63	30	0	0	0	1	40.0	41	29	25	10	1	17	45	2	0	.263
	KANSAS CITY	0-0	7.36	9	0	0	0	0	7.1	5	6	6	2	0	6	10	1	0	.185
Minor League Totals		15-15	3.41	213	12	0	0	12	327.2	333	162	124	22	17	111	288	16	1	.263
Major League Totals		0-0	7.36	9	0	0	0	0	7.1	5	6	6	2	0	6	10	1	0	.185

@ - Minor League injury rehab

CAREER TRANSACTIONS

- 2013 Selected by the Boston Red Sox in the 19th round of the First-Year Player Draft
- 2014 Acquired by Detroit with OF Yoenis Cespedes and RHP Alex Wilson from Boston for RHP Rick Porcello, Dec. 11
- 2015 Acquired by Atlanta with LHP Ian Krol from Detroit for OF Cameron Maybin, Nov. 20
- Acquired by Arizona with RHP Shelby Miller from Atlanta for OF Ender Inciarte, RHP Aaron Blair and SS Dansby Swanson, Dec. 9
- 2018 Acquired by Kansas City with RHP Elvis Luciano from Arizona for OF Jon Jay, June 6



BUBBA STARLING

#11 OUTFIELDER

BATS
RIGHTTHROWS
RIGHTHEIGHT
6-4WEIGHT
215

BORN: AUG. 3, 1992 | GARDNER, KAN. | OD AGE: 27

SIGNED: MINOR LEAGUE FREE AGENT, DEC. 17, 2018 | MLB SERVICE: 147 DAYS

2019 SEASON

- Started the season at Omaha (AAA), where he hit .310 (81-for-261) with 20 extra-base hits and nine stolen bases in 72 games.
- Named Pacific Coast League All-Star, his first midseason All-Star selection.
- Tied for third in the Pacific Coast League with eight outfield assists.
- Had two home runs and five RBI on July 3 at Round Rock, including a grand slam.
- Selected on July 12 and made his Major League debut that night, the Royals' first game following the All-Star break.
- Went 0-for-3 with a walk and a run in his debut, becoming the sixth Royal to start in center field in his Majors debut, joining Endy Chavez (2001), Johnny Damon (1995), Brian McRae (1990), Scott Northey (1969) and Fred Rico (1969).
- Became the 20th player to play for the Royals after attending a Kansas City-area high school (Gardner-Edgerton High

School in Gardner, Kan.).

- Reached safely in each of his first 12 games, matching Johnny Damon (Aug. 12-24, 1995) for the longest on-base streak by a Royal to begin his Major League career.
- Had a career-high 11-game hit streak from July 13-27, that started with his second career game, in which he hit .341 (15-for-44).
- On July 19 vs. Cleveland, he had two four-star catches, according to Statcast, and threw out Francisco Lindor at home plate on an 8-2 double play to end the seventh inning...the throw registered at 100.7 mph, the highest velocity throw on an outfield assist in the Majors in 2019 and the highest by a Royal in the Statcast Era (since 2015).
- His five outfield assists were most by an American League center fielder from his debut on July 12 through season's end, and tied for fourth most among all AL outfielders.
- Hit his first career home run on July 21 at Cleveland off Brad Hand in the ninth inning.

HONORS AND AWARDS

- First MLB home run: July 21, 2019 at Cleveland, solo shot off Brad Hand
- First MLB hit: July 13, 2019 vs. Detroit, single off Matthew Boyd

- 2019 Pacific Coast League midseason All-Star
- Two-time Frank White Award winner (2013, 2015)
- 2012 Burlington Player of the Year
- 2012 Appalachian League postseason All-Star

CAREER HIGHLIGHTS

- 2018:** Limited to just 20 games, including 11 with Omaha (AAA) due to various injuries.
- Opened the year on the Major League disabled list due to a left oblique strain, but was reinstated and optioned to Triple-A on April 27.
- Hit .257/.350/.314 (9-for-35) with the Storm Chasers, before going back on the disabled list with a right oblique strain.
- Played in nine games over two separate rehab assignments with Surprise (Rookie), July 4-8 and Idaho Falls (Rookie), Aug. 29-Sept. 3.
- Non-tendered by the Royals on Nov. 30...re-signed as a minor league free agent on Dec. 17, with an invite to Major League spring training.
- 2017:** Spent the entire season with Omaha (AAA), playing in 80 games, despite two extended stints on the disabled list...appeared in just seven games after his initial IL stint (July 13-Aug. 11).
- Had his contract selected on Aug. 26, being placed on the 60-day IL (strained right oblique)...marked his first time on the 40-man Major League roster.
- After batting just .121 (8-for-66) in his first 20 games, batted .288 (61-for-212) with 20 extra-base hits (.443 SLG) from May 2 to the end of the season.
- Collected 11 outfield assists in 78 games, the third time

he's recorded 10 or more assists since 2014.

- 2016:** Split the season between Northwest Arkansas (AA) and Omaha, batting .183 (73-for-399) with 23 doubles, a triple and seven homers in 109 games combined.
- After his initial promotion to Omaha on July 3, went 10-for-34 (.294) with a homer and five runs scored in his first 10 games.
- Tabbed as the No. 3 prospect in the Royals' organization according to *Baseball America*, entering the season.
- 2015:** Opened the year at Wilmington (A+), batting .386 (17-for-44) with four doubles, two homers and 12 RBI in 12 games, before being promoted to Northwest Arkansas for the first time on April 24.
- Earned the Frank White Award (best defensive player in the organization), recording a 1,000 fielding percentage (224 chances) and four assists.
- 2014:** Tied for the Carolina League lead in games played (132) and ranked seventh in runs scored (67) and 10th in walks (49) with Wilmington.
- Named the league's Player of the Week on June 23, batting .478 (11-for-23) in five games between June 16-23.
- 2013:** Slugged a career-best 13 home runs at Lexington (A)...named the No. 19 prospect in the South Atlantic League according to *Baseball America*.

- 👑 **2012:** Named Burlington (Rookie) Player of the Year and was also a Appalachian League All-Star.
- 👑 Rated as a Top 10 prospect in the organization by *Baseball America* three-straight years: No. 2 in 2012; No. 3 in 2013

and No. 8 in 2014...also tabbed as the "Best Athlete" in KC's organization entering 2012, '13 and '14; "Best Power Hitter" entering 2012 and '14 and "Best Defensive Outfielder" in 2013 and '14.

MISC NOTES

- 👑 **Derek "Bubba" Starling**...resides in Paola, Kan., during the offseason.
- 👑 Graduated from Gardner-Edgerton (Kan.) High School in 2011...hit a combined 17 home runs over his final two prep seasons, batting .481 as a senior...selected First Team Rawlings Preseason All-America in 2011.
- 👑 Ranked by *Baseball America* as the No. 1 high school prospect and the best high school athlete in the 2011 draft...played for Team USA's Under-18 squad in 2010, batting .339 with a .474 on-base percentage...also competed at the 2010 Tournament of Stars and the Under Armour All-America Game.
- 👑 A three-sport star in high school, he rushed for 2,471 yards and 31 touchdowns as a senior quarterback and was also an all-state honoree in basketball.
- 👑 Bypassed an opportunity to play football and baseball at the University of Nebraska when he signed with the Royals.

CAREER BATTING

YEAR	CLUB	AVG	G	AB	R	H	2B	3B	HR	RBI	SAC	SF	HP	BB	SO	SB	CS	OBP	SLG	E
2012	Burlington	.275	53	200	35	55	8	2	10	33	0	1	3	28	70	10	1	.371	.485	4
2013	Lexington	.241	125	435	51	105	21	4	13	63	0	4	6	53	128	22	3	.329	.398	3
2014	Wilmington	.218	+132	482	67	105	23	4	9	54	0	5	13	49	150	17	2	.304	.338	2
2015	Wilmington	.386	12	44	6	17	4	0	2	12	0	0	0	7	17	2	1	.471	.614	0
	Northwest Arkansas	.254	91	331	51	84	19	4	10	32	1	2	2	30	91	4	5	.318	.426	0
2016	Northwest Arkansas	.185	62	233	28	43	15	1	5	23	0	1	6	15	81	10	1	.251	.322	4
	Omaha	.181	47	166	14	30	8	0	2	17	2	1	0	7	64	1	0	.213	.265	0
2017	Omaha	.248	80	278	35	69	14	1	7	21	3	0	3	19	65	5	4	.303	.381	5
2018	Omaha	.257	11	35	5	9	2	0	0	2	1	0	0	5	6	1	0	.350	.314	1
	Surprise@	.273	4	11	3	3	0	0	3	5	0	0	1	0	4	0	0	.333	1.091	0
	Idaho Falls@	.500	5	8	5	4	3	0	1	4	0	0	0	5	2	0	0	.692	1.250	0
2019	Omaha	.310	72	261	34	81	11	2	7	38	0	3	0	21	59	9	3	.358	.448	2
	KANSAS CITY	.215	56	186	26	40	7	0	4	12	1	0	1	9	56	2	0	.255	.317	1
Minor League Totals		.244	694	2484	334	605	128	18	69	304	7	17	34	239	737	81	20	.317	.393	21
Major League Totals		.215	56	186	26	40	7	0	4	12	1	0	1	9	56	2	0	.255	.317	1

+ - Tied for league lead; @ - Minor League injury rehab

CAREER TRANSACTIONS

- 2011 Selected by the Kansas City Royals in the first round (fifth overall) of the First-Year Player Draft...signed by Blake Davis, Lonnie Goldberg and Mitch Webster
- 2017 Placed on the 60-day Injured List (strained right oblique), Aug. 26...reinstated Nov. 2
- 2018 Placed on the 10-day Injured List (strained left oblique), March 29...reinstated April 27
Signed by the Kansas City Royals as a minor league free agent, Dec. 17

SINGLE GAME BESTS

HITS

3 (2x) last: Aug. 26, 2019 vs. OAK

DOUBLES

2 Sept. 24, 2019 vs. ATL

RBI

3 Aug. 5, 2019 at BOS

RUNS

2 (5x) last: Sept. 24, 2019 vs. ATL

HITTING STREAKS

11 July 13-27, 2019

CAREER FIELDING

Position	Pct.	G	TC	PO	A	E	DP
Outfield	.992	55	129	123	5	1	2



JOSH STAUMONT

#63 🏆 RIGHT-HANDED PITCHER

BATS
RIGHT

THROWS
RIGHT

HEIGHT
6-3

WEIGHT
205

BORN: DEC. 21, 1993 | LA HABANA, CALIF. | OD AGE: 26

DRAFTED: SECOND ROUND, 2015 | MLB SERVICE: 72 DAYS

2019 SEASON

- 🏆 Made his big league debut on July 25, tossing 2.0 scoreless innings (11th and 12th) vs. Cleveland...became the third Royals pitcher to debut in extra innings, joining Scott Bankhead on May 25, 1986 vs. the White Sox (14th inning) and George Throop on Sept. 7, 1975 at the Angels (11th inning).
- 🏆 Pitched to a 3.72 ERA (8 ER in 19.1 IP), with no record over 16 appearances with Kansas City.
- 🏆 Posted a 1.29 ERA (1 ER in 7.0 IP) and held opponents to a .167 average (4-for-24) in his five road outings, compared to a 5.11 ERA (7 ER in 12.1 IP) and a .321 opponents' average (17-for-53) at home.
- 🏆 Did not allow a leadoff hit (0-for-16), while the first hitter reached just twice in the 18 innings he started (.111 OBP).
- 🏆 Each of his last four outings (3.0 IP) were scoreless (Sept. 13-25), after he allowed runs in five of seven appearances between Aug. 8-Sept. 5.
- 🏆 Opened the year with Omaha (AAA), where he went 1-5 with a 3.16 ERA (18 ER in 51.1 IP) in 32 appearances, being used as the 'opener' on 12 occasions.
- 🏆 Held the opposition to a .171 average (31-for-180), which ranked second in the Pacific Coast League (min. 50.0 IP), behind only New Orleans' Zac Gallen (.152)...that includes holding righties to a .120 average (14-for-117).

HONORS AND AWARDS

- 🏆 2015 Baseball America Rookie League All-Star

CAREER HIGHLIGHTS

- 🏆 **2018:** Made a career-high 41 appearances (5 starts) with Omaha (AAA), where he went 2-5 with a 3.51 ERA (29 ER in 74.1 IP) and 103 strikeouts (12.5 K/9).
- 🏆 Recorded his second career save and first since 2015 on May 2 at Iowa, pitching a scoreless 10th inning in an 8-7 win.
- 🏆 Had 14.2 consecutive scoreless innings from April 7 (Game 2)-May 11, a stretch in which he allowed just eight hits and struck out 27 (16.6 K/9).
- 🏆 Had a 1.74 ERA (4 ER in 20.2 IP) through 17 relief appearances, before moving to the rotation for five starts from May 28-June 21.
- 🏆 Had a 4.66 ERA (10 ER in 19.1 IP) in five starts, but six of those 10 runs came in his last start on June 21...had a 2.20 ERA (4 ER in 16.1 IP) through his first four starts.
- 🏆 Moved back to the bullpen following his June 21, and made his remaining 19 appearances in relief, in which he posted a 3.93 ERA (15 ER in 34.1 IP) with 44 strikeouts (11.5 K/9).
- 🏆 **2017:** Split season between Omaha (AAA) and Northwest Arkansas (AA) and went 6-12 with a 5.56 ERA (77 ER in 124.2 IP) in 26 appearances (25 starts).
- 🏆 Recorded 138 strikeouts in 124.2 innings (10.0 K/9), the second most among Royals farmhands, trailing Foster Griffin's 141.
- 🏆 Matched a career-high with 12 strikeouts twice, both with Omaha: in 6.0 innings en route to a 3-0 win vs. Round Rock on April 13, and in 6.2 innings on May 1 vs. Oklahoma City.
- 🏆 Recorded 7.0 no-hit innings, but allowed one run on five walks, in a 5-1 win vs. Springfield on Aug. 23.
- 🏆 **2016:** Pitched at both Wilmington (A) and Northwest Arkansas (AA), going 4-11 with a 4.23 ERA (58 ER in 123.1 IP) in 29 outings (26 starts).
- 🏆 His 13.01 K/9 (73 K in 50.1 IP) with Northwest Arkansas ranked first among Double-A pitchers from the time of his promotion (July 17), through the end of the season.
- 🏆 Set a career high with 12 strikeouts in 5.0 innings on June 13 vs. Winston-Salem, a 3-1 win...matched that in his final start (6.0 IP), an 8-0 win vs. Arkansas on Sept. 5.
- 🏆 Named Arizona Fall League Pitcher of the Week on Oct. 22, 2016, after going 1-0 with a 1.23 ERA (1 ER in 7.1 IP) and eight strikeouts over two starts.
- 🏆 **2015:** Went 3-1 with a 2.48 ERA (11 ER in 40.0 IP) between Surprise (Rookie) and Idaho Falls (Rookie) during his first pro season...tapped a Rookie All-Star by *Baseball America* following the season.

MISC NOTES

- 🏆 Full name is **Joshua Tyler Staumont**...resides in La Habra Heights, Calif., with wife, Angelina.
- 🏆 Graduated from La Habra High School (Calif.) in 2012...went 8-2 with a 2.12 ERA (21 ER in 69.1 IP) and 87 strikeouts as a senior.
- 🏆 Attended Biola University (2013) and Azusa Pacific University in California (2014-15)...during his final collegiate season, posted a 6-2 mark and a 3.67 ERA in 13 games (12 starts)...led the Pacwest Conference with 109 strikeouts, which also tied for sixth among all NCAA Division II pitchers.

CAREER PITCHING

YEAR	CLUB	W-L	ERA	G	GS	CG	SHO	SV	IP	H	R	ER	HR	HB	BB	SO	WP	BK	AVG
2015	Surprise	0-0	0.00	4	3	0	0	0	8.2	3	0	0	0	1	8	7	0	0	.103
	Idaho Falls	3-1	3.16	14	1	0	0	1	31.1	18	11	11	0	2	24	51	9	0	.168
2016	Wilmington	2-10	5.05	18	15	0	0	0	73.0	62	49	41	3	7	67	94	16	0	.230
	Northwest Arkansas	2-1	3.04	11	11	0	0	0	50.1	42	18	17	2	4	37	73	8	0	.232
2017	Omaha	3-8	6.28	16	15	0	0	0	76.0	64	56	53	14	8	63	93	9	2	.227
	Northwest Arkansas	3-4	4.44	10	10	0	0	0	48.2	42	25	24	2	4	34	45	6	0	.244
2018	Omaha	2-5	3.51	41	5	0	0	1	74.1	59	31	29	4	2	52	103	15	1	.217
2019	Omaha	1-5	3.16	32	12	0	0	2	51.1	31	21	18	4	3	37	74	3	0	.172
	KANSAS CITY	0-0	3.72	16	0	0	0	0	19.1	21	13	8	4	1	10	15	0	0	.273
Minor League Totals		16-34	4.20	146	72	0	0	4	413.2	321	211	193	29	31	322	540	66	3	.215
Major League Totals		0-0	3.72	16	0	0	0	0	19.1	21	13	8	4	1	10	15	0	0	.273

CAREER TRANSACTIONS

2015 Selected by the Kansas City Royals in the second round of the First-Year Player Draft...signed by Colin Gonzales

ROYALS ROSTER BY BIRTH STATE/COUNTRY

UNITED STATES

ARIZONA (1)

Chance Adams Scottsdale

ARKANSAS (2)

Jakob Junis Jacksonville
Tyler Zuber White Hall

CALIFORNIA (12)

Kris Bubic Cupertino
Danny Duffy Goleta
Conner Greene Santa Monica
Tim Hill Mission Hills
Kyle Isbel Fontana
Ian Kennedy Huntington Beach
Adalberto Mondesi Los Angeles
Mike Montgomery Mission Hills
Jake Newberry San Diego
Gabe Speier Santa Barbara
Josh Staumont La Habra
Kyle Zimmer San Francisco

CONNECTICUT (2)

Scott Barlow New London
Jesse Hahn Norwich

DELAWARE (1)

Khalil Lee Newark

FLORIDA (7)

Foster Griffin Orlando
MJ Melendez Daytona Beach
Kevin Merrell Odessa
Ryan O'Hearn Dunedin
Brett Phillips Seminole
Brady Singer Leesburg
Eric Skoglund Sarasota

GEORGIA (2)

Brad Keller Snellville
Richard Lovelady Hinesville

ILLINOIS (1)

Nicky Lopez Naperville

IOWA (1)

Daniel Tillo Sioux City

KANSAS (2)

Nick Heath Junction City
Bubba Starling Gardner

MISSOURI (1)

Trevor Rosenthal Lee's Summit

NEBRASKA (1)

Alex Gordon Lincoln

NEW JERSEY (2)

Nick Dini Monroe
Jake Kalish Red Bank

NEW YORK (3)

Scott Blewett Syracuse
Kevin McCarthy Rockville Centre
Steven Woods Jr. New Hyde Park

NORTH CAROLINA (2)

Greg Holland Marion
Jackson Kowar Weddington

OKLAHOMA (1)

Matt Reynolds Tulsa

OREGON (1)

Braden Shipley Medford

PENNSYLVANIA (2)

Heath Fillmyer Trevoose
Cam Gallagher Lancaster

SOUTH CAROLINA (1)

Whit Merrifield Florence

TEXAS (2)

Hunter Dozier Wichita Falls
Glenn Sparkman Victoria

VIRGINIA (2)

Daniel Lynch Richmond
Ryan McBroom Fredericksburg

COLOMBIA (1)

Meibrys Viloria Cartagena

CUBA (1)

Jorge Soler Havana

DOMINICAN REPUBLIC (7)

Maikel Franco Azua
Ofreidy Gomez Pueblo Viejo
Kelvin Gutierrez San Francisco de Macoris
Jeison Guzman Santo Domingo
Yunior Marte Santo Domingo
Erick Mejia Villa Mella
Randy Rosario Nagua

PUERTO RICO (3)

Gabriel Cancel Manati
Jorge López Caguas
Emmanuel Rivera Mayaguez

VENEZUELA (7)

Humberto Artega Caracas
Freddy Fermin Puerto Ordaz
Arnaldo Hernandez San Felix
Carlos Hernandez Guayana
Andres Machado Carabobo
Salvador Perez Valencia
Sebastian Rivero Maracay



MEIBRYS VILORIA

#72 CATCHER

BATS
LEFTTHROWS
RIGHTHEIGHT
5-11WEIGHT
225

BORN: FEB. 15, 1997 | CARTAGENA, COLOMBIA | OD AGE: 23

SIGNED: INTERNATIONAL FREE AGENT, JULY 2, 2013 | MLB SERVICE: 106 DAYS

2019 SEASON

- Spent the first half of the season at Northwest Arkansas (AA), where he hit .264 (58-for-220) in 63 games.
- Threw out 17 of 41 base stealers (29%) with the Nationals.
- Hit .100 (8-for-80) through his first 24 games through May 9, but hit .357 (50-for-140) over his next 39 games from May 10-July 14, including a 15-game on-base streak from May 9-28.
- Recalled on July 16, the day after Martín Maldonado was traded to Chicago, and remained with the Royals for the rest of the season.
- Hit .263 (10-for-38) with seven RBI through his first 11 games with the Royals, including his first Major League

home run on Aug. 5 at Fenway Park off Nathan Eovaldi... became the first Royal to hit his first Major League homer at Fenway Park since Ruppert Jones on Aug. 29, 1976.

- Had the go-ahead RBI single with two outs in the seventh inning off Shawn Armstrong on Sept. 1 vs. Baltimore, in an eventual 6-4 comeback win.
- His 19 career RBI are tied for the third most by a Royals catcher through 52 career games, trailing only Salvador Perez (29) and Mike Macfarlane (21).
- Threw out eight of 21 base stealers (38.1%) with Kansas City.
- His 4.90 catcher's ERA was best among Royals catchers.

HONORS AND AWARDS

- First MLB home run: Aug. 5, 2019 at Boston, solo shot off Nathan Eovaldi
- 2018 Arizona Fall League "Rising Star"
- First MLB hit: Sept. 2, 2018 vs. Baltimore, double off Mike Wright, Jr.
- 2016 MiLB.com Organization All-Star

- 2016 Baseball America Rookie League All-Star
- 2016 Pioneer League MVP
- 2016 Idaho Falls Player of the Year
- 2016 Pioneer League midseason/postseason All-Star
- 2016 MiLB.com Pioneer League Player of the Month (July)
- 2014 Dominican Royals Player of the Year

CAREER HIGHLIGHTS

- 2018:** Spent majority of the season with Wilmington (A+), where he hit .260 (93-for-358) with 23 extra-base hits and 44 RBI in 100 games.
- Recalled Sept. 1, becoming the sixth known Royal to make the jump from A-ball to the Majors (not including Rule 5 picks), according to Royals Hall of Fame Director, Curt Nelson, joining: Donnie Murphy (2004), Dee Brown (1999), Mike Sweeney (1995), Jeff Granger (1993) and Buck Martinez (1969).
- Became the first Colombian-born player in Royals history and the fourth Colombian-born catcher in Major League history.
- Made his Major League debut on Sept. 2 vs. Baltimore and recorded his first career hit, a two-run double in the eighth inning.
- Set a career high with three hits on Sept. 29 vs. Cleveland, two of which came off Corey Kluber.
- In his seven starts behind the plate, Royals starters posted a 1.84 ERA (9 ER in 44 IP).
- Played in a Carolina League-high 88 games at catcher, and led catchers in assists (86) and double plays (9, tied).
- Threw out 38 of 92 would-be base stealers (41.3%), the

second-highest rate among league qualifying catchers.

- 2017:** Spent season with Lexington (A) and recorded a career-high eight home runs.
- Ranked second among South Atlantic League catchers in doubles (25) and RBI (52)...also led the league in runners caught stealing (45) and percentage (.398).
- Named South Atlantic League Player of the Week on May 7, going 9-for-19 (.474) with two homers, five RBI and five walks.
- 2016:** Named Idaho Falls (Rookie) Player of the Year and Pioneer League Most Valuable Player...led league in batting average (.376), doubles (28) and RBI (55).
- Tabbed a Pioneer League midseason and postseason All-Star, MiLB.com Organization All-Star and *Baseball America* Rookie All-Star.
- Led all Royals' farmhands in batting average...topped the league, throwing out 33 would-be basestealers.
- Had a league-best 20-game hitting streak (July 7-Aug. 7), earning MiLB.com Player of the Month honors in the league for July.
- 2014:** Named Dominican Royals Player of the Year, hitting .306 (34-for-111) with 20 RBI in 33 games.

MISC NOTES

- Full name is **Meibrys John Viloria** (May-breez)...resides in Cartagena, Colombia.

CAREER BATTING

YEAR	CLUB	AVG	G	AB	R	H	2B	3B	HR	RBI	SAC	SF	HP	BB	SO	SB	CS	OBP	SLG	E
2014	Burlington	.200	13	40	4	8	2	0	1	5	0	0	1	10	10	0	0	.373	.325	0
	Dominican Royals	.306	33	111	16	34	8	1	2	20	1	2	1	14	18	1	1	.383	.450	4
2015	Burlington	.260	45	150	20	39	0	0	0	16	2	2	1	17	23	0	0	.335	.260	4
2016	Idaho Falls	*.376	58	226	54	85	*28	3	6	*55	0	5	8	20	36	1	1	.436	.606	14
2017	Lexington	.259	101	363	42	94	25	0	8	52	5	1	4	25	79	4	3	.313	.394	11
2018	Wilmington	.260	100	358	34	93	16	1	6	44	3	1	5	40	75	2	1	.342	.360	5
	KANSAS CITY	.259	10	27	4	7	2	0	0	4	1	0	0	1	9	0	0	.286	.333	0
2019	Northwest Arkansas	.264	63	220	21	58	12	0	1	24	1	0	3	24	60	2	0	.344	.332	5
	KANSAS CITY	.211	42	133	7	28	7	0	1	15	1	4	0	10	44	0	1	.259	.286	1
Minor League Totals		.280	413	1468	191	411	91	5	24	216	12	11	23	150	301	10	6	.354	.398	43
Major League Totals		.219	52	160	11	35	9	0	1	19	2	4	0	11	53	0	1	.263	.294	1

* - Led league

CAREER TRANSACTIONS

2013 Signed by the Kansas City Royals as an International free agent, July 2...signed by Rafael Miranda

SINGLE GAME BESTS

HITS

3 Sept. 29, 2018 vs. CLE

DOUBLES

1 (9x) last: Sept. 25, 2019 vs. ATL

RBI

2 (3x) last: Aug. 7, 2019 at BOS

RUNS

2 (2x) last: Aug. 31, 2019 vs. Bal

HITTING STREAKS

6 Aug. 24-Sept. 1, 2019

CAREER FIELDING

Position	Pct.	G	TC	PO	A	E	DP
Catcher	.997	51	383	354	28	1	2

ROYALS YOUNGEST DEBUTS

Rk.	Name	ML Debut	Age Y/D	Opp.	W/L	Score	Notes
1.	Bret Saberhagen	4/04/84	19/359	vs. NYY	L	3-4	ND, 4.2 IP, 3 H, 0 R, 0 K
2.	Andres Blanco	4/17/04	20/6	at MIN	L	4-8	0-3, SO
3.	Clint Hurdle	9/18/77	20/50	vs. SEA	W	8-3	1-3, HR, 2 RBI, BB
4.	George Brett	8/02/73	20/79	at CWS	W	3-1	1-4, SO
5.	Adalberto Mondesi	10/30/15	20/95	at NYM	L	3-9	0-1, SO
6.	Mark Littell	6/14/73	20/148	at BAL	L	3-8	ND, 6.1 IP, 7 H, 1 ER, 2 K
7.	Dee Brown	9/14/98	20/171	vs. OAK	W	16-6	0-0, 1 R
8.	Zack Greinke	5/22/04	20/214	at OAK	L	4-5 (11)	ND, 5.0 IP, 5 H, 2 ER, 1 K
9.	Buck Martinez	6/18/69	20/223	vs. OAK	L	4-16 (G1)	0-1
10.	Tom Gordon	9/08/88	20/295	vs. OAK	L	1-5	ND, 2.0 IP, 0 H, 0 R, 2 K

Note: Adalberto Mondesi became the first player in MLB history to debut in a World Series game.



STEPHEN WOODS JR.

#52 RIGHT-HANDED PITCHER

BATS
RIGHT

THROWS
RIGHT

HEIGHT
6-2

WEIGHT
195

BORN: JUNE 10, 1995 | HUNTINGTON, N.Y. | OD AGE: 24

SELECTED: RULE 5 DRAFT FROM TAMPA BAY, 2019 | MLB SERVICE: 0 DAYS

2019 SEASON

- Went 9-3 with a career-best 1.88 ERA (18 ER in 86.1 IP) in 18 appearances (12) starts for Charlotte (Advanced-A), ranking second among Tampa Bay prospects in ERA (min. 50.0 IP) in his first season in the Rays' organization.
- His 1.88 ERA would've led the Florida State League, but he fell 22.0 innings short of qualifying.
- Of the 18 earned runs he allowed, five of them (27.8%) came in one start in 4.2 innings on May 15 vs. Daytona.

- He went 7-0 with a 1.29 ERA (7 ER in 49.0 IP) over his next 10 appearances (7 starts) and held opponents to a .215 average (39-for-181).
- He allowed just two home runs in 86.1 innings, both of which came in his Aug. 8 start at Tampa, snapping a streak of 70.1 homerless innings to begin the season, and 99.2 homerless innings overall dating back to July 23, 2017.

HONORS AND AWARDS

- 2017 MiLB.com Organization All-Star

CAREER HIGHLIGHTS

- Selected by Kansas City from Tampa Bay with the fourth overall pick in the Major League phase of the 2019 Rule 5 Draft.
- He's allowed just six home runs in 231.1 career innings (0.2 HR/9).
- 2018:** Did not pitch due to injury.
- 2017:** Recorded a career-high 23 starts and 110.0 innings for Augusta (A) in the Giants' organization, with a 2.95 ERA and 113 strikeouts (9.2 K/9).
- Had a career-high 10 strikeouts in 7.0 innings on May 21 at Charleston.

MISC NOTES

- Full name is **Stephen Hugo Woods Jr.**...resides in Huntington Station, N.Y. during the offseason.
- Participated in Royals FanFest in 2020.
- Graduated from Half Hollow Hills East High School (N.Y.) in 2013.

CAREER PITCHING

YEAR	CLUB	W-L	ERA	G	GS	CG	SHO	SV	IP	H	R	ER	HR	HB	BB	SO	WP	BK	AVG
2016	Arizona Giants	0-2	2.67	10	8	0	0	0	27.0	25	19	8	0	3	17	25	2	0	.236
	Salem-Keiser	1-0	5.63	2	2	0	0	0	8.0	7	6	5	1	0	5	12	5	0	.233
2017	Augusta	6-7	2.95	23	23	0	0	0	110.0	93	46	36	3	5	64	113	20	0	.226
2018		Did Not Pitch - Injured																	
2019	Charlotte	9-3	1.88	18	12	0	0	0	86.1	71	25	18	2	7	33	79	7	0	.225
Minor League Totals		16-12	2.61	53	45	0	0	0	231.1	196	96	67	6	15	119	229	34	0	.227

CAREER TRANSACTIONS

- 2013 Selected by the Tampa Bay Rays in the sixth round of the First-Year Player Draft, but did not sign
- 2016 Selected by the San Francisco Giants in the eighth round of the First-Year Player Draft...signed by Roy Callari
- 2017 Acquired by Tampa Bay with SS Christian Arroyo, OF Denard Span and LHP Matt Krook from San Francisco for 3B Evan Longoria and cash, Dec. 20
- 2019 Selected by the Kansas City Royals from the Tampa Bay Rays (4th overall) in the Rule 5 Draft, Dec. 12



KYLE ZIMMER

#45 RIGHT-HANDED PITCHER

BATS
RIGHT

THROWS
RIGHT

HEIGHT
6-3

WEIGHT
225

BORN: SEPT. 13, 1991 | SAN FRANCISCO, CALIF. | OD AGE: 28

SIGNED: MAJOR LEAGUE FREE AGENT, JAN. 7, 2019 | MLB SERVICE: 64 DAYS

2019 SEASON

- ✦ Made his first Opening Day roster and his big league debut on March 31 vs. the White Sox...posted a 0-1 record and a 10.80 ERA (22 ER in 18.1 IP) across 15 appearances with the Royals over three big league stints.
- ✦ Issued 19 walks in 18.1 innings for the third highest ratio (9.33 BB/9) in the majors among pitchers that worked at least 15.0 frames.
- ✦ Suffered his first loss in his second big league outing, walking the bases loaded in the seventh inning in Detroit on April 4.
- ✦ Made a pair of 2.0-inning scoreless appearances, July 27 vs. Cleveland and July 30 vs. Toronto, before surrendering

multiple runs in six of his next seven outings (Aug. 2-Sept. 15).

- ✦ Pitched to a 4.33 ERA (26 ER in 54.0 IP) and a 2-4 record in 37 outings (12 starts) with Omaha (AAA)...posted a 1.84 ERA (6 ER in 29.1 IP) in his 19 road outings, compared to a 7.30 ERA (20 ER in 24.2 IP) at Werner Park.
- ✦ Named Omaha Pitcher of the Month for July, in which he went 1-0 with a 1.56 ERA (3 ER in 17.1 IP) in 10 appearances.
- ✦ Made 12 appearances as an Opener with Omaha, in which he recorded a 1.96 ERA (5 ER in 23.0 IP)...he posted a 7.84 ERA (43 ER in 49.1 IP) in 25 relief appearances.

CAREER HIGHLIGHTS

- ✦ Rankings by *Baseball America* within the Royals' organization: No. 2 (2013), No. 1 (2014), No. 4 (2015), No. 2 (2016), No. 10 (2017), No. 30 (2018).
- ✦ **2018:** Designated for assignment on March 29, but signed a minor league contract on April 6 to remain in the Royals' organization.
- ✦ Did not pitch in 2018...spent six months at Driveline Baseball facility in Seattle, Wash. on a data-driven strength training program.
- ✦ **2017:** Spent majority of the year with Omaha (AAA), after opening at Northwest Arkansas (AA)...combined to make 21 appearances (3 starts) and posted a 5.40 ERA (22 ER in 36.2 IP) with 40 strikeouts (9.8 K/9).
- ✦ Missed nearly two months of action, being placed on the disabled list on April 24 with a right shoulder injury...reinstated on June 13...worked exclusively out of the bullpen following the IL stint.
- ✦ **2016:** Limited to just three starts, between Wilmington (A)

and Northwest Arkansas (AA)...diagnosed with thoracic outlet syndrome in May and missed the remainder of the season following surgery.

- ✦ **2015:** Returned to the mound on May 29, following offseason shoulder surgery...went 3-5 with a 2.39 ERA (17 ER in 64 IP) and 72 strikeouts (10.1 K/9) in 24 outings (7 starts) between Lexington (A) and Northwest Arkansas (AA).
- ✦ **2014:** Limited to just 4.2 innings due to a lat injury...returned to action for 9.2 innings in the Arizona Fall League, in which he posted a 2.79 ERA and 15 strikeouts (14.0 K/9) in three starts.
- ✦ **2013:** Set career highs in starts (22) innings (108.1) and strikeouts (140), including 113 with Wilmington (A+), seventh most in the Carolina League...promoted on July 20 to Double-A, where he posted a 1.93 ERA (4 ER in 18.2 IP) in four starts, before biceps tendonitis ended his season on Aug. 14.

MISC NOTES

- ✦ Full name is **Kyle Joseph Zimmer**...resides in La Jolla, Calif.
- ✦ Graduated from La Jolla (Calif.) High School in 2009
- ✦ Attended the University of San Francisco, where he moved from third base to the mound as a freshman...led pitching staff with 89 strikeouts in 2011.
- ✦ A two-time first-team All-West Coast Conference honoree and was selected a preseason second-team All-American

by *Baseball America* and to the Midseason USA Baseball Golden Spikes Award Watch List.

- ✦ Pursued a business degree at USF, where he was named to the 2012 WCC All-Academic team.
- ✦ Father, Eric, played baseball at UC-San Diego, while his mother, Cathy, ran track at San Diego State...younger brother, Bradley, was a first-round pick in 2014 and is an outfielder with the Cleveland Indians.

CAREER TRANSACTIONS

- 2012 Selected by the Kansas City Royals in the first round (fifth overall) of the First-Year Player Draft...signed by Max Valencia
- 2019 Signed by the Kansas City Royals as a Major League free agent, Jan. 7

CAREER PITCHING

YEAR	CLUB	W-L	ERA	G	GS	CG	SHO	SV	IP	H	R	ER	HR	HB	BB	SO	WP	BK	AVG
2012	Surprise	1-0	0.90	3	3	1	1	0	10.0	5	1	1	0	0	0	13	0	0	.152
	Kane County	2-3	2.43	6	6	0	0	0	29.2	34	15	8	1	4	8	29	1	3	.301
2013	Wilmington	4-8	4.82	18	18	1	1	0	89.2	80	54	48	9	3	31	113	5	0	.237
	Northwest Arkansas	2-1	1.93	4	4	0	0	0	18.2	11	4	4	2	2	5	27	0	0	.162
2014	Idaho Falls	0-0	1.93	6	5	0	0	0	4.2	5	1	1	0	0	4	5	0	0	.263
2015	Lexington	1-0	1.13	9	0	0	0	0	16.0	11	3	2	1	0	6	21	2	0	.190
	Northwest Arkansas	2-5	2.81	15	7	0	0	3	48.0	42	20	15	4	0	14	51	1	0	.235
2016	Wilmington	0-1	1.93	2	2	0	0	0	4.2	3	1	1	0	0	4	9	1	0	.176
	Northwest Arkansas	0-1	0.00	1	1	0	0	0	1.0	1	1	0	0	0	2	2	0	0	.250
2017	Northwest Arkansas	0-0	2.25	1	1	0	0	0	4.0	6	1	1	0	0	0	6	1	0	.375
	Omaha	0-0	5.79	20	2	0	0	3	32.2	35	21	21	4	1	16	34	0	0	.271
2018	Omaha	Did Not Pitch																	
2019	KANSAS CITY	0-1	10.80	15	0	0	0	0	18.1	28	22	22	2	0	19	18	2	0	.273
	Omaha	2-4	4.33	37	12	0	0	1	54.0	46	30	26	6	1	33	52	2	0	.172
Minor League Totals		14-23	3.68	122	61	2	2	7	313.0	279	152	128	27	11	123	362	13	3	.215
Major League Totals		0-1	10.80	15	0	0	0	0	18.1	28	22	22	2	0	19	18	2	0	.273

ROYALS FIRST ROUND SELECTIONS

Year	Player	Pick	Year	Player	Pick
1968	No Selection		1999	Kyle Snyder (P)	7
1969	John Simmons* (P)	23		Mike MacDougal (P)	25
1970	Rex Goodson (C)	8	2000	Mike Stodolka (P)	4
1971	Roy Branch (P)	5	2001	Colt Griffin (P)	9
1972	Jamie Quirk (INF)	18	2002	Zack Greinke (P)	6
1973	Lew Olsen (P)	9	2003	Chris Lubanski (OF)	5
1974	Willie Wilson (OF)	18		Mitch Maier (C)	30
1975	Clint Hurdle (OF)	9	2004	Billy Butler (3B)	14
1976	Ben Grzybek (P)	18		Matthew Campbell (P)	29
1977	Michael Jones (P)	21	2005	Alex Gordon (3B)	2
1978	Buddy Biancalana (INF)	25	2006	Luke Hochevar (RHP)	1
1979	Atlee Hammaker (P)	21	2007	Mike Moustakas (SS)	2
1980	Frank Wills (P)	16	2008	Eric Hosmer (1B)	3
1981	David Leeper (OF)	23	2009	Aaron Crow (RHP)	12
1982	John Morris (OF)	10	2010	Christian Colon (SS)	4
1983	Gary Thurman (OF)	21	2011	Bubba Starling (OF)	5
1984	Scott Bankhead (P)	16	2012	Kyle Zimmer (RHP)	5
1985	Brian McRae (INF)	17	2013	Hunter Dozier (SS)	8
1986	Anthony Clements (INF)	24	2014	Brandon Finnegan (LHP)	17
1987	Kevin Appier (P)	9		Foster Griffin (LHP)	28
1988	Hugh Walker (OF)	18	2015	Ashe Russell (RHP)	21
1989	Brent Mayne (C)	13	2016	No Selection	
1990	No Selection		2017	Nick Pratto (1B)	14
1991	Joe Vitiello (OF)	7	2018	Brady Singer (P)	18
1992	Michael Tucker (INF)	10		Jackson Kowars (P)	33
	Jim Pittsley (P)	17		Daniel Lynch (P)	34
1993	Jeff Granger (P)	5		Kris Bubic# (SS)	40
1994	Matt Smith (1B/P)	16	2019	Bobby Witt Jr. (SS)	2
1995	Juan Lebron (OF)	19			
1996	Dermal Brown (OF)	14			
1997	Dan Reichert (P)	7			
1998	Jeff Austin (P)	4			
	Matt Burch (P)	30			

\$ - Compensatory Round

- Competitive Balance Round A

* - Did not sign

KANSAS CITY ROYALS 40-MAN ROSTER

MANAGER: Mike Matheny (22)

COACHES: Terry Bradshaw (44); Larry Carter (34); Cal Eldred (23); Pedro Grifol (6); Rusty Kuntz (18); John Mabry (47); Vance Wilson (25)

No. Pitchers (23)	B-T	Ht.	Wt.	Born	Birthplace	2019 Club	W-L	ERA	G	GS	CG	SV	IP	H	R	ER	BB	SO	MLS
48 Chance Adams	R-R	6-1	215	08-10-94	Scottsdale, AZ	Scranton/WB	4-4	4.63	18	15	1	1	81.2	77	44	42	48	80	0.075
58 Scott Barlow	R-R	6-3	215	12-18-92	New London, CT	NEW YORK-AL	1-1	8.53	13	0	0	1	25.1	39	25	24	11	23	1.030
64 Scott Blewett	R-R	6-6	245	04-10-96	Syracuse, NY	KANSAS CITY	3-3	4.22	61	0	0	1	70.1	64	33	33	37	92	
41 Danny Duffy	L-L	6-3	205	12-21-88	Goleta, CA	Omaha	0-0	0.00	3	0	0	1	6.0	3	0	0	3	5	
60 Foster Griffin	R-L	6-3	225	07-27-95	Orlando, FL	NW Arkansas	5-8	8.52	18	16	0	0	81.1	115	82	77	46	56	0.000
32 Jesse Hahn	R-R	6-5	210	07-30-89	Norwich, CT	NW Arkansas	1-3	3.55	5	5	0	0	25.1	21	11	10	8	34	
71 Carlos Hernández	R-R	6-4	250	03-11-97	Guayana, Venezuela	KANSAS CITY	1-0	0.87	2	2	0	0	10.1	8	2	1	1	1	8.085
54 Tim Hill	R-L	6-4	200	02-10-90	Mission Hills, CA	Omaha	7-6	4.34	23	25	0	0	130.2	125	69	63	46	115	
65 Jakob Junis	R-R	6-3	220	09-16-92	Jacksonville, AR	Surprise	8-6	5.23	25	23	0	0	130.2	134	86	76	64	111	0.000
56 Brad Keller	R-R	6-5	250	07-27-95	Snellville, GA	Wilmingon	0-0	0.00	1	1	0	0	1.0	1	0	0	0	2	4.067
31 Ian Kennedy	R-R	6-0	210	12-19-84	Huntington Beach, CA	KANSAS CITY	0-1	3.38	3	2	0	0	4.2	2	1	1	2	4	
28 Jorge López	R-R	6-2	205	02-10-93	Caguas, P.R.	KANSAS CITY	0-0	9.28	3	3	0	0	4.2	7	7	7	6	7	0.000
55 Richard Lovelady	L-L	6-0	185	07-07-95	Hinesville, GA	Surprise	0-2	7.36	5	5	0	0	11.0	11	13	11	12	13	
61 Kevin McCarthy	R-R	6-3	210	02-22-92	Rockville Centre, NY	Lexington	3-3	3.50	7	7	0	0	36.0	34	16	14	9	43	
21 Mike Montgomery	L-L	6-5	220	07-01-89	Mission Hills, CA	KANSAS CITY	2-0	3.63	46	0	0	1	39.2	31	17	16	13	39	1.112
68 Jake Newberry	R-R	6-2	205	11-20-94	San Diego, CA	Omaha	1-1	2.12	27	0	0	3	29.2	26	7	7	6	30	
43 Randy Rosario	L-L	6-1	210	05-18-94	Nagua, D.R.	KANSAS CITY	9-14	5.24	31	31	0	0	175.1	192	108	102	58	164	2.087
53 Eric Skoglund	L-L	6-7	215	10-26-92	Sarasota, FL	KANSAS CITY	7-14	4.19	28	28	0	0	165.1	154	80	77	70	122	2.000
57 Glenn Sparkman	R-R	6-2	215	05-11-92	Victoria, TX	Omaha	3-2	3.41	63	0	0	30	63.1	64	24	17	73	10,124	
						KANSAS CITY	4-9	6.33	39	18	0	1	123.2	140	94	87	42	109	1.102
						Omaha	1-2	3.08	24	0	0	4	26.1	26	11	9	7	29	0.075
						KANSAS CITY	0-3	7.65	25	0	0	0	20.0	30	17	8	17	17	
						KANSAS CITY	4-2	4.48	56	0	0	1	60.1	68	31	30	21	38	2.097
						Omaha	0-0	3.78	13	0	0	3	16.2	19	7	7	5	15	
						CHICAGO-NL	1-2	5.67	20	0	0	0	27.0	35	18	17	13	18	4.089
						South Bend	0-0	0.00	1	1	0	0	2.0	1	0	0	0	4	
						Tennessee	0-0	6.75	1	1	0	0	4.0	3	3	3	1	3	
						Iowa	1-1	2.70	2	2	0	0	10.0	3	3	3	4	8	
						KANSAS CITY	2-7	4.64	13	13	0	0	68.0	78	37	33	21	51	
						Omaha	2-2	3.86	22	0	0	0	24.0	29	13	12	14	30	0.151
						KANSAS CITY	1-0	3.77	27	0	0	0	31.0	29	13	13	16	29	
						CHICAGO-NL	1-0	5.91	13	0	0	0	10.2	12	8	7	5	10	1.020
						Iowa	1-2	3.11	31	0	0	4	37.2	46	20	13	14	31	
						KANSAS CITY	1-0	0.00	6	0	0	0	3.2	3	1	0	0	3	
						NW Arkansas	1-1	5.40	2	2	0	0	10.0	14	7	6	2	5	1.109
						Omaha	2-4	6.14	11	11	0	0	63.0	79	45	43	17	43	
						KANSAS CITY	0-3	9.00	6	4	0	0	21.0	30	21	21	9	4	
						Omaha	0-0	0.00	2	1	0	0	6.1	4	1	0	1	4	2.001
						KANSAS CITY	4-11	6.02	31	23	1	0	136.0	164	96	91	41	81	

No. Pitchers (Cont.)	B-T	Ht.	Wt.	Born	Birthplace	2019 Club	W-L	ERA	G	GS	CG	SV	IP	H	R	ER	BB	SO	MLS
67Gabe Speier	L-L	6-0	195	04-12-95	Santa Barbara, CA	NW Arkansas	1-1	2.42	17	0	0	5	22.1	20	10	6	9	28	0.027
						Omaha	0-4	5.63	30	0	0	1	40.0	41	29	25	17	45	
63 Josh Staumont	R-R	6-3	205	12-21-93	La Habra, CA	KANSAS CITY	0-0	7.36	9	0	0	0	7.1	5	6	6	10		
						Omaha	1-5	3.16	32	12	0	2	51.1	31	21	18	37	74	0.072
52 Stephen Woods Jr.	R-R	6-2	195	06-10-95	New Hyde Park, NY	KANSAS CITY	0-0	3.72	16	0	0	0	19.1	21	13	8	10	15	
45 Kyle Zimmer	R-R	6-3	225	09-13-91	San Francisco, CA	KANSAS CITY	0-1	10.80	15	0	0	0	18.1	28	22	22	19	18	0.064
						Omaha	2-4	4.33	37	12	0	1	54.0	46	30	26	33	52	
No. Catchers (3)	B-T	Ht.	Wt.	Born	Birthplace	2019 Club	AVG	G	AB	R	H	2B	3B	HR	RBI	BB	SO	SB	MLS
36 Cam Gallagher	R-R	6-3	230	12-06-92	Lancaster, PA	KANSAS CITY	.238	45	126	14	30	7	0	3	12	11	28	0	1.106
13 Salvador Perez	R-R	6-3	250	05-10-90	Valencia, Venezuela														8.050
72 Melbyrs Vitoria	L-R	5-11	225	02-15-97	Cartagena, Colombia	NW Arkansas	.264	63	220	21	58	12	0	1	24	24	60	2	0.106
						KANSAS CITY	.211	42	133	7	28	7	0	1	15	10	44	0	
Did Not Play - Injured																			
No. Infielders (7)	B-T	Ht.	Wt.	Born	Birthplace	2019 Club	AVG	G	AB	R	H	2B	3B	HR	RBI	BB	SO	SB	MLS
7 Maikel Franco	R-R	6-1	225	08-26-92	Azua, D.R.	PHILADELPHIA	.234	123	389	48	91	17	0	17	56	36	61	0	4.157
						Lehigh Valley	.175	12	40	5	7	2	1	2	6	5	7	0	
16 Kelvin Gutierrez	R-R	6-2	220	08-28-94	San Francisco de Macoris, D.R.	Omaha	.287	75	286	41	82	9	2	9	43	35	71	12	0.049
						KANSAS CITY	.260	20	73	4	19	2	1	1	11	5	24	1	
75 Jeison Guzman	L-R	6-2	200	10-08-98	Santo Domingo, D.R.	Lexington	.253	121	450	51	114	23	5	7	48	25	98	15	0.000
1 Nicky Lopez	L-R	5-11	175	03-13-95	Naperville, IL	Omaha	.353	31	116	27	41	6	1	3	13	20	5	9	0.139
						KANSAS CITY	.240	103	379	44	91	22	2	2	30	18	51	1	
9 Ryan McBroom	R-L	6-3	225	04-09-92	Fredericksburg, VA	Scranton/WB	.315	117	413	87	130	29	0	26	66	58	100	2	0.027
						KANSAS CITY	.293	23	75	8	22	5	0	0	6	7	25	0	
27 Adalberto Mondesi	S-R	6-1	200	07-27-95	Los Angeles, CA	KANSAS CITY	.263	102	415	58	109	20	10	9	62	19	132	43	2.088
						NW Arkansas	.222	2	9	0	2	1	0	0	0	0	4	1	
						Omaha	.242	9	33	5	8	1	1	1	3	4	17	3	
66 Ryan O'Hearn	L-L	6-3	220	07-26-93	Dunedin, FL	KANSAS CITY	.195	105	328	32	64	13	1	14	38	39	99	0	1.034
						Omaha	.295	35	129	20	38	10	1	9	28	17	31	0	
No. Outfielders (7)	B-T	Ht.	Wt.	Born	Birthplace	2019 Club	AVG	G	AB	R	H	2B	3B	HR	RBI	BB	SO	SB	MLS
17 Hunter Dozier	R-R	6-4	220	08-22-91	Wichita Falls, TX	KANSAS CITY	.279	139	523	75	146	29	10	26	84	55	148	2	2.060
						NW Arkansas	.357	3	14	1	5	1	0	0	4	0	2	1	
4 Alex Gordon	L-R	6-1	220	02-10-84	Lincoln, NE	KANSAS CITY	.266	150	556	77	148	31	1	13	76	51	100	5	12.092
73 Nick Heath	L-L	6-1	190	11-27-93	Junction City, KS	NW Arkansas	.255	84	330	55	84	10	7	6	27	39	116	50	0.000
						Omaha	.256	21	78	17	20	4	1	2	9	17	27	10	
15 Whit Merrifield	R-R	6-1	195	01-24-89	Florence, SC	KANSAS CITY	.302	162	681	105	206	41	10	16	74	45	126	20	3.101
14 Brett Phillips	L-R	6-0	195	05-30-94	Seminole, FL	Omaha	.240	105	333	75	80	8	13	18	54	72	118	22	1.013
						KANSAS CITY	.138	30	65	7	9	2	0	2	6	10	23	3	
12 Jorge Soler	R-R	6-4	235	02-25-92	Havana, Cuba	KANSAS CITY	.265	162	589	95	156	33	1	48	117	73	178	3	4.143
11 Bubba Starling	R-R	6-4	215	08-03-92	Gardner, KS	Omaha	.310	72	261	34	81	11	2	7	38	21	59	9	0.147
						KANSAS CITY	.215	56	186	26	40	7	0	4	12	9	56	2	

**- Roster as of Feb. 24, 2020

KANSAS CITY ROYALS NON-ROSTER INVITES

No. Pitchers (16)	B-T	Ht.	Wt.	Born	Birthplace	2019 Club	W-L	ERA	G	GS	CG	SV	IP	H	R	ER	BB	SO	MLS
50 Kris Bubic	L-L	6-3	220	08-19-97	Cupertino, CA	Lexington	4-1	2.08	9	9	0	0	47.2	27	14	11	15	75	0.000
49 Heath Fillmyer	R-R	6-1	195	05-16-94	Trevoze, PA	Wilmington	7-4	2.30	17	17	2	0	101.2	76	28	26	27	110	0.155
						Omaha	2-3	5.11	19	10	1	0	49.1	48	28	28	12	15	
						KANSAS CITY	0-2	8.06	12	3	0	0	22.1	28	20	20	12	15	
						Surprise	0-0	0.00	2	2	0	0	3.0	3	0	0	1	1	
81 Ofreidy Gómez	R-R	6-3	230	07-06-95	Pueblo Viejo, D.R.	NW Arkansas	7-8	4.05	22	20	1	0	115.2	110	62	52	45	111	0.000
62 Comer Greene	R-R	6-3	200	04-04-95	Santa Monica, CA	Omaha	0-3	6.75	6	2	0	0	13.1	21	10	10	13	8	0.000
						NW Arkansas	3-9	5.29	21	16	0	1	97.0	101	73	57	38	85	
39 Arnaldo Hernandez	R-R	6-0	235	02-09-96	San Felix, Venezuela	Omaha	1-0	4.11	8	0	0	0	15.1	14	7	7	16	10	0.000
						NW Arkansas	2-2	1.96	4	4	0	0	23.0	21	12	5	11	20	
35 Greg Holland	R-R	5-10	205	11-20-85	Marion, NC	Omaha	4-8	6.39	22	20	0	0	105.2	142	90	75	41	65	7.163
						ARIZONA	1-2	4.54	40	0	0	17	35.2	25	18	18	24	41	
74 Jake Kalish	L-L	6-2	215	07-09-91	Red Bank, NJ	Harrisburg	1-0	0.00	8	0	0	0	9.0	4	1	0	3	9	0.000
						NW Arkansas	0-0	1.00	3	1	0	1	9.0	6	1	1	1	1	
37 Jackson Kowar	R-R	6-5	190	10-04-96	Weddington, NC	Omaha	8-8	5.16	24	10	0	1	118.2	131	77	68	25	89	0.000
						Wilmington	5-3	3.53	13	13	0	0	74.0	68	33	29	22	66	
82 Daniel Lynch	L-L	6-6	205	11-17-96	Richmond, VA	NW Arkansas	2-7	3.51	13	13	0	0	74.1	73	32	29	21	78	0.000
						Wilmington	5-2	3.10	15	15	0	0	78.1	76	28	27	23	77	
59 Andres Machado	R-R	6-0	230	04-22-93	Carabobo, Venezuela	Surprise	0-0	1.00	3	3	0	0	9.0	6	1	1	3	12	0.032
						Burlington	1-0	4.00	2	2	0	0	9.0	13	4	4	3	7	
						Omaha	3-2	2.89	44	0	0	3	74.2	61	29	24	33	65	
						NW Arkansas	3-3	1.59	23	0	0	1	34.0	22	8	6	13	35	
80 Yulior Marte	R-R	6-2	200	02-02-95	Santo Domingo, D.R.	Omaha	0-0	6.15	23	0	0	1	26.1	32	22	18	14	37	0.000
40 Trevor Rosenthal	R-R	6-2	220	05-29-90	Lee's Summit, MO	WASHINGTON	0-1	22.74	12	0	0	0	6.1	8	16	16	15	5	6.001
						Harrisburg	0-1	5.79	10	0	0	0	9.1	9	6	6	7	11	
						Toledo	0-0	10.13	6	0	0	0	5.1	8	6	6	6	9	
						DETROIT	0-0	7.00	10	0	0	0	9.0	3	8	7	11	12	
38 Braden Shipley	R-R	6-1	190	02-22-92	Medford, OR	Scranton/WB	0-0	108.00	1	0	0	0	0.1	0	4	4	3	0	0.128
						Reno	4-5	5.95	30	15	0	0	95.1	111	69	63	37	88	
						Wilmington	5-2	1.87	10	10	0	0	57.2	51	20	12	13	53	
						NW Arkansas	7-3	3.47	16	16	1	0	90.2	86	43	35	26	85	
46 Daniel Tillo	L-L	6-5	230	06-13-96	Sioux City, IA	Wilmington	7-8	3.77	20	20	1	0	107.1	95	55	45	43	64	0.000
						NW Arkansas	1-1	3.47	9	3	0	0	23.1	22	9	9	11	21	
83 Tyler Zuber	R-R	5-11	190	06-16-95	White Hall, AR	Wilmington	3-2	1.23	21	0	0	11	29.1	16	8	4	11	38	0.000
						NW Arkansas	1-2	2.42	22	0	0	0	10	26.0	18	9	7	5	30
No. Catchers (4)	B-T	Ht.	Wt.	Born	Birthplace	2019 Club	AVG	G	AB	R	H	2B	3B	HR	RBI	SO	SB	MLS	
33 Nick Dini	R-R	5-9	205	07-27-93	Monroe, NJ	Omaha	.296	58	186	34	55	11	0	13	43	21	29	7	0.053
88 Freddy Fernin	R-R	5-10	195	05-16-95	Puerto Ordaz, Venezuela	KANSAS CITY	.196	20	56	11	11	3	0	2	6	4	18	0	0.000
						Lexington	.263	54	209	37	55	11	0	9	30	14	37	2	
70 MJ Melendez	L-R	6-1	190	11-29-98	Daytona Beach, FL	NW Arkansas	.252	32	107	11	27	3	0	3	11	3	23	0	0.000
						Wilmington	.163	110	363	34	59	23	2	9	54	44	165	7	
69 Sebastian Rivero	R-R	6-1	195	11-16-98	Maracay, Venezuela	Wilmington	.212	91	288	23	61	14	1	1	24	19	75	2	0.000
						Omaha	.375	3	8	3	3	0	0	0	0	0	2	0	

No. Infielders (5)	B-T	Ht.	Wt.	Born	Birthplace	2019 Club	AVG	G	AB	R	H	2B	3B	HR	RBI	BB	SO	SB	MLS
2 Humberto Arteaga	R-R	6-1	205	01-23-94	Caracas, Venezuela	Omaha	.299	66	284	39	85	10	1	5	26	12	34	11	0.087
						KANSAS CITY	.197	41	122	11	24	4	0	0	4	8	28	1	
77 Gabriel Cancel	R-R	6-0	185	12-08-96	Manati, P.R.	NW Arkansas	.246	123	464	70	114	30	0	18	69	34	144	15	0.000
79 Kevin Merrell	L-R	6-1	190	12-14-95	Odessa, FL	Midland	.246	82	289	37	71	13	4	2	34	18	67	13	0.000
						NW Arkansas	.235	42	166	14	39	5	4	0	13	9	38	9	
19 Matt Reynolds	R-R	6-1	205	12-03-90	Tulsa, OK	Fresno	.295	111	376	65	111	29	4	16	55	64	95	8	1.071
78 Emmanuel Rivera	R-R	6-2	215	06-29-96	Mayaguez, P.R.	NW Arkansas	.258	131	496	59	128	18	2	7	57	25	77	6	0.000

No. Outfielders (3)	B-T	Ht.	Wt.	Born	Birthplace	2019 Club	AVG	G	AB	R	H	2B	3B	HR	RBI	BB	SO	SB	MLS
76 Kyle Isabel	L-L	5-11	190	03-03-97	Fontana, CA	Wilmington	.216	52	194	26	42	7	3	5	23	15	44	8	0.000
						Surprise	.360	7	25	9	2	0	2	7	2	5	3		
24 Khalil Lee	L-L	5-10	215	06-26-98	Newark, DE	NW Arkansas	.264	129	470	74	124	21	3	8	51	65	154	53	0.000
26 Erick Mejia	S-R	5-11	190	11-09-94	Villa Mella, D.R.	Omaha	.271	128	495	83	134	22	6	7	63	50	103	19	0.027
						KANSAS CITY	.227	9	22	3	5	1	0	0	4	4	7	0	

PRONUNCIATION GUIDE

Humberto Arteaga	um-bear-TOW r-TEE-ah-gah
Kris Bubic	Boo-bich
Nick Dini	Dee-nee
Freddy Fermin	Fair-MEEN
Maikel Franco	Michael Fraun-CO
Ofreidy Gomez	OH-fray-DEE
Jeison Guzman	Yav-SONE
Jake Kalish	KAY-lish
Jackson Kowar	CO-ahr
Erick Mejia	Mah-HE-ah
Adalberto Mondesi	Ah-dal-BAIR-toh
Eric Skoglund	sk-OH-glund
Jorge Soler	sh-LAIR
Gabe Speier	SPIRE
Josh Staumont	STAH-mont
Meibrys Vilorio	May-brez Vill-OH-ree-ah
Tyler Zuber	ZOO-buhr

ALPHABETICAL ROSTER

16 Gutierrez, Kelvin	INF	82 Lynch, Daniel*	LHP	43 Rosario, Randy	LHP
75 Guzman, Jeison	INF	59 Machado, Andres*	RHP	40 Rosenthal, Trevor*	RHP
32 Hahn, Jesse	RHP	80 Marte, Yunior*	RHP	38 Shipley, Braden*	RHP
73 Heath, Nick	OF	9 McBroom, Ryan	INF/OF	51 Singer, Brady*	RHP
39 Hernandez, Amaldo*	RHP	61 McCarthy, Kevin	RHP	53 Skoglund, Eric	LHP
71 Hernandez, Carlos	RHP	26 Mejia, Erick*	INF/OF	12 Soler, Jorge	OF
54 Hill, Tim	LHP	70 Melendez, MJ*	C	57 Sparkman, Glenn	RHP
35 Holland, Greg*	RHP	79 Merril, Kevin*	INF	67 Speier, Gabe	LHP
76 Isabel, Kyle*	OF	15 Merrifield, Whit	INF/OF	11 Starling, Bubba	OF
65 Junis, Jake*	RHP	27 Mondesi, Adalberto	INF	63 Staumont, Josh	RHP
74 Kalish, Jake*	LHP	21 Montgomery, Mike	RHP	46 Tillo, Daniel*	LHP
56 Keller, Brad	RHP	68 Newberry, Jake	RHP	72 Vilorio, Meibrys	C
31 Kennedy, Ian	RHP	66 O'Hearn, Ryan	INF	52 Woods, Stephen Jr.	RHP
37 Kowar, Jackson*	RHP	13 Perez, Salvador	C	45 Zimmer, Kyle	RHP
24 Lee, Khalil*	OF	14 Phillips, Brett	OF	83 Zuber, Tyler*	RHP
28 Lopez, Jorge	RHP	19 Reynolds, Matt*	INF		
1 Lopez, Nicky	INF	78 Rivera, Emmanuel*	INF		
55 Lovelady, Richard	LHP	69 Rivero, Sebastian*	C		

*Non-Roster Invitee



HUMBERTO ARTEAGA

#2 INFIELDER

BATS
RIGHT

THROWS
RIGHT

HEIGHT
6-1

WEIGHT
205

BORN: JAN. 23, 1994 | CARACAS, VENEZUELA | OD AGE: 26

SIGNED: MINOR LEAGUE FREE AGENT, DEC. 17, 2019 | MLB SERVICE: 87 DAYS

2019 SEASON

- Opened the year with Omaha (AAA), but had his contract selected on June 20 and played in 41 games with Kansas City across two Major League stints...batted .197 (24-for-122) with four doubles and 11 runs scored with the Royals.
- Made 33 starts with Kansas City, including 31 at shortstop and two at second base.
- Made his Major League debut on June 20 vs. Minnesota, going 0-for-2 as the starting shortstop.
- Started all 11 games at shortstop during Adalberto Mondesi's 10-day Injured List stint from June 20-July 1...recorded his first Major League hit on June 22 off Minnesota's José Berrios.
- Optioned to Omaha upon Mondesi's return on July 1, but returned to Kansas City when Mondesi was placed on the IL

again on July 17, and remained with the Royals for the rest of the season.

- Made his first pitching appearance in the Royals' 19-4 loss on Aug. 26 vs. Oakland, and allowed a home run to Khris Davis in 1.2 innings...he also singled in the eighth, becoming the first Royal to record a hit in a home game in which he pitched since Drew Butera on June 25, 2016 vs. Houston.
- Hit .299 (85-for-284) with 26 RBI and 11 stolen bases in 66 games with the Storm Chasers, making starts at shortstop (26), second base (22) and third base (16).
- Had a season-long eight-game hit streak from May 13-22, in which he hit .500 (18-for-36) with four home runs and eight RBI, including four hits and four RBI on May 14 at Iowa and a two-homer game on May 19 at Oklahoma City.

HONORS AND AWARDS

- First MLB hit: June 22, 2019 vs. Minnesota, single off Taylor Rogers
- 2017 Texas League midseason All-Star
- 2016 Carolina League midseason All-Star
- 2014 Frank White Award (top fielder in organization)
- 2013 MiLB.com Organization All-Star

CAREER HIGHLIGHTS

- 2018:** Spent the entire year with Omaha (AAA), batting a career-best .292 (121-for-414) with 19 doubles, a triple and six homers...his average ranked fourth among Royals' minor league players (min. 300 PA), while his hit total ranked ninth...batted .340 (65-for-202) vs. left-handed pitching.
- Enjoyed a season-best 12-game hitting streak (May 21-June 3), in which he hit .458 (22-for-48) with three doubles, a triple, a homer and eight RBI...named Pacific Coast League Player of the Week on May 27.
- Saw action at all four infield positions, which included starts at third base (51), shortstop (31), second base (28) and first base (8)...recorded a .972 overall fielding percentage, committing just 12 errors in 433 chances overall...also made three pitching appearances, which included tossing a scoreless ninth inning vs. Nashville on July 1.
- 2017:** Spent the full season with Northwest Arkansas (AA), playing in 124 games...appeared in contests at shortstop (96), second base (19), third base (6) and designated hitter (2)...played at least 118 games in each of the last five seasons.
- Named a Texas League All-Star for the first time in his career...started the game at shortstop for the North Division.
- Ranked ninth in the Texas League in games played, while he was also 13th in at-bats (453), 19th in hits (117).
- 2016:** Named a Carolina League mid-season All-Star, but did not play in the contest after being promoted to Northwest Arkansas on June 30.
- Recorded a career-high five hits on June 3 vs. Lynchburg, going 5-for-6 with a triple and two runs scored in a 16-11 Wilmington loss.
- 2013:** Led Pioneer League (Rookie) players in at-bats (300), with Idaho Falls...also tied for the most RBI (58), ranked third in hits (84) and fourth in runs scored (56).
- 2012:** Led Appalachian League (Rookie) in sacrifices (10)...also tied for eighth in hits (64) and ninth in runs scored (40).
- 2011:** Rated as the eighth-best prospect in the Arizona League by *Baseball America* in 2011...also named the organization's best defensive infielder by the publication in 2011, '12 and '13.

MISC NOTES

- Full name is **Humberto Jose Arteaga**...resides in Carabobo, Venezuela during the offseason, with wife, Luisana Rodriguez and daughter, Victoria Arteaga.

CAREER BATTING

YEAR	CLUB	AVG	G	AB	R	H	2B	3B	HR	RBI	SAC	SF	HP	BB	SO	SB	CS	OBP	SLG	E
2011	Surprise	.254	47	213	30	54	11	2	0	28	5	0	2	9	39	8	2	.290	.324	15
2012	Burlington	.274	58	234	40	64	13	3	2	29	10	3	6	9	31	7	3	.313	.380	9
2013	Lexington	.188	61	240	17	45	5	2	0	13	3	0	2	6	43	0	4	.214	.225	8
	Idaho Falls	.280	69	300	56	84	15	5	3	58	10	8	2	26	52	11	7	.333	.393	18
2014	Lexington	.198	122	450	33	89	13	2	2	31	12	1	3	17	111	7	6	.231	.249	17
2015	Lexington	.259	70	286	37	74	12	2	1	28	9	3	2	15	46	15	8	.297	.325	10
	Wilmington	.235	48	179	21	42	7	0	1	16	4	3	3	7	31	3	3	.271	.291	8
2016	Wilmington	.286	67	266	35	76	8	2	2	24	10	1	1	7	46	14	5	.305	.353	7
	Northwest Arkansas	.208	58	207	19	43	6	2	0	11	3	2	0	6	44	1	2	.228	.256	7
2017	Northwest Arkansas	.258	124	453	47	117	12	3	1	35	4	4	4	25	65	4	4	.300	.305	21
2018	Omaha	.292	118	414	42	121	19	1	6	49	4	6	0	21	73	2	3	.322	.386	12
2019	Omaha	.299	66	284	39	85	10	1	5	26	2	1	3	12	34	11	5	.333	.394	5
	KANSAS CITY	.197	41	122	11	24	4	0	0	4	3	0	2	8	28	1	1	.258	.230	3
Minor League Totals		.254	908	3526	416	894	131	25	23	348	76	32	28	160	615	83	52	.289	.324	137
Major League Totals		.197	41	122	11	24	4	0	0	4	3	0	2	8	28	1	1	.258	.230	3

CAREER TRANSACTIONS

- 2010 Signed by the Kansas City Royals as an International free agent, July 2...signed by Richard Castro and Orlando Estevez
- 2019 Signed as a minor league free agent, Dec. 17

CAREER PITCHING

YEAR	CLUB	W-L	ERA	G	GS	CG	SHO	SV	IP	H	R	ER	HR	HB	BB	SO	WP	BK	AVG
2018	Omaha	0-0	11.57	3	0	0	0	0	2.1	4	3	3	1	0	1	0	0	0	.500
2019	KANSAS CITY	0-0	5.40	1	0	0	0	0	1.2	2	1	1	1	0	1	0	0	0	.286

CAREER FIELDING

Position	Pct.	G	TC	PO	A	E	DP
Pitcher	1.000	1	1	0	1	0	0
Second Base	1.000	2	5	3	2	0	1
Third Base	-	1	0	0	0	0	0
Shortstop	.976	36	123	42	78	3	13

ROYALS 2019 STARTS BY POSITION

- P:** Bailey (8-10), Duffy (12-11), Fillmyer (0-3), Flynn (0-1), Junis (13-18), Keller (9-19), López (6-12), Montgomery (3-10), Skoglund (1-3), Sparkman (7-16)
- C:** Dini (6-11), Gallagher (9-27), Maldonado (28-42), Vitoria (16-23)
- 1B:** Cuthbert (15-24), Dozier (2-5), Duda (3-12), Merrifield (3-1), McBroom (2-3), O'Hearn (33-55), Schwindel (1-3)
- 2B:** Arteaga (1-1), Lopez (26-45), Merrifield (29-47), Owings (3-10)
- 3B:** Cuthbert (11-25), Dozier (41-58), Gutierrez (5-13), Owings (2-7)
- SS:** Arteaga (12-20), Lopez (9-20), Mondesi (38-61), Owings (0-3)
- LF:** Bonifacio (0-1), Gordon (54-91), Gore (2-4), McBroom (0-2), Merrifield (1-3), Owings (1-0), Phillips (1-0), Starling (0-2)
- CF:** Gore (0-3), Hamilton (27-53), Mejia (2-4), Merrifield (5-11), Owings (3-3), Phillips (7-10), Starling (15-19)
- RF:** Bonifacio (3-1), Dozier (3-14), Gore (1-3), McBroom (6-6), Merrifield (18-35), Owings (2-2), Phillips (1-0), Soler (20-34), Starling (5-8)
- DH:** Cuthbert (1-0), Dozier (4-11), Duda (6-7), Gordon (0-2), Gutierrez (1-1), Merrifield (2-6), Mondesi (0-2), O'Hearn (0-2), Soler (39-68)



KRIS BUBIC

#50 🏆 LEFT-HANDED PITCHER

BATS
LEFT

THROWS
LEFT

HEIGHT
6-3

WEIGHT
220

BORN: AUG. 19, 1997 | CUPERTINO, CALIF. | DD AGE: 22

SELECTED: COMPETITIVE BALANCE ROUND (40TH OVERALL), 2018 | MLB SERVICE: 0 DAYS

2019 SEASON

- 🏆 Named the Wilmington (A+) Pitcher of the Year, after splitting the season between Wilmington and Lexington (A)...posted a combined record of 11-5 with a 2.23 ERA (37 ER in 149.1 IP) in 26 starts.
- 🏆 Led the minors with 185 strikeouts (11.15 K/9), while his two complete games were tied for the most in the minor leagues...also ranked sixth in WHIP (0.97), tied for ninth in wins and 10th in ERA.
- 🏆 Selected to pitch in the SiriusXM All-Star Futures Game, recording the final two outs in the fourth inning...named MiLB.com Fans' Choice for Best Starting Pitcher, an MiLB.com Organization All-Star, a Carolina League postseason All-Star and a Baseball America High Class A All-Star.
- 🏆 Registered his first professional shutout on Aug. 15 vs.

Lynchburg, allowing one hit and one walk over 9.0 scoreless innings...lone hit was a single to lead off the ninth inning.

- 🏆 His two complete games came in consecutive starts: Aug. 8 at Fayetteville (9.0 IP, 3 H, 1 R) and Aug. 15 vs. Lynchburg.
- 🏆 Recorded seven games with double-digit strikeouts, including a career-high 12 vs. Columbia (with Lexington) on April 12...also collected 11 K's on three occasions with Wilmington: July 17 at Winston-Salem, Aug. 8 at Fayetteville and Aug. 15 vs. Lynchburg.
- 🏆 Held right-handed batters to a .168 average (63-for-374) combined between his two stops.
- 🏆 Allowed no more than two earned runs in any of his final 10 starts (July 12-end of season), posting a 1.39 ERA (10 ER in 64.2 IP) in that span.

HONORS AND AWARDS

- 🏆 2019 Paul Splittorff Pitcher of the Year
- 🏆 2019 Wilmington Pitcher of the Year
- 🏆 2019 MiLB.com Fan's Choice: Best Starting Pitcher
- 🏆 2019 MiLB.com Organization All-Star

- 🏆 2019 Baseball America High Class A All-Star
- 🏆 2019 Carolina League postseason All-Star
- 🏆 2019 SiriusXM All-Star Futures Game selection
- 🏆 2018 Pioneer League midseason All-Star

CAREER HIGHLIGHTS

- 🏆 Entered the 2020 season as the No. 8 prospect in the Royals' organization according to *Baseball America*.
- 🏆 2018: Made 10 starts with Idaho Falls (Rookie) in his first professional season...named a Pioneer League midseason All-Star.

- 🏆 Fanned 53 batters in 38.0 innings (12.6 K/9), including a pair of 10-K performances: Aug. 1 at Orem and Aug. 15 at Billings.
- 🏆 Earned his first professional victory on Aug. 1 at Orem, allowing two unearned runs on three hits over 5.0 innings in a 20-5 triumph.

MISC NOTES

- 🏆 Full name is **Kristofer Sime Bubic** (pronounced: Boobich)...resides in Cupertino, Calif., during the offseason.
- 🏆 Graduated from Archbishop Mitty High School (Calif.) in 2015.
- 🏆 Attended Stanford University...went 8-1 with a 2.62 ERA (25 ER in 86.0 IP) with 101 strikeouts in 15 starts as a junior

(2018) for the Pac-12 champions...named All-Pac-12 with the third-most strikeouts and fifth-lowest ERA in the league in 2018...one of 40 players to be selected to the Golden Spikes Award midseason Watch List.

- 🏆 Majored in communications at Stanford and aspires to be a color commentator.

CAREER PITCHING

YEAR	CLUB	W-L	ERA	G	GS	CG	SHO	SV	IP	H	R	ER	HR	HB	BB	SO	WP	BK	AVG
2018	Idaho Falls	2-3	4.03	10	10	0	0	0	38.0	38	25	17	2	3	19	53	2	0	.253
2019	Lexington	4-1	2.08	9	9	0	0	0	47.2	27	14	11	3	1	15	75	4	0	.164
	Wilmington	7-4	2.30	17	17	+2	1	0	101.2	76	28	26	3	6	27	110	3	0	.215
Minor League Totals		13-8	2.59	36	36	2	1	0	187.1	141	67	54	8	10	61	238	9	0	.211

+/-Tied for league lead

CAREER TRANSACTIONS

- 2018 Selected by the Kansas City Royals in the Competitive Balance Round (40th overall) of the First-Year Player Draft...signed by Josh Hallgren



GABRIEL CANCEL

#77 🏆 INFILDER

BATS
RIGHTTHROWS
RIGHTHEIGHT
6-0WEIGHT
185

BORN: DEC. 8, 1996 | MANATI, P.R. | OD AGE: 23

SELECTED: SEVENTH ROUND, 2015 | MLB SERVICE: 0 DAYS

2019 SEASON

- 🏆 Spent the entire year with Northwest Arkansas, appearing in a career-high 123 games in his first season at the Double-A level.
- 🏆 Tabbed a Texas League midseason All-Star, starting at second base and batting fifth for the North Division...also named an Organization All-Star by MiLB.com.
- 🏆 Ranked tied for second in the league in doubles (30), tied for third in homers (18), sixth in RBI (69) and ninth in runs scored (70) and total bases (198)...also set career highs in at-bats (464), total bases, homers and steals (15).
- 🏆 Slashed .314/.344/.558 (27-for-86) with six doubles and five

homers when leading off an inning.

- 🏆 Collected a career-high five RBI on April 24 at Corpus Christi, which included a third-inning grand slam – the second of his professional career.
- 🏆 Established a career-high with four hits on Aug. 29 vs. Midland...went 4-for-4 with a double, two runs scored and two RBI.
- 🏆 Played in nine games for the Surprise Saguaros in the Arizona Fall League, as well as 19 contests with Cangrejeros de Santurce in the Puerto Rican Winter League.

HONORS AND AWARDS

- 🏆 Two-time MiLB.com Organization All-Star (2017, 2019)

- 🏆 2019 Texas League midseason All-Star

CAREER HIGHLIGHTS

- 🏆 **2018:** Spent the entire year at Wilmington (A+), slashing .259/.316/.385 (118-for-455)...started 87 games at second base, while he also started at third base (8) and shortstop (12).
- 🏆 Tied for the Carolina League lead with 31 doubles, while his 73 RBI ranked fourth in the league and tied for second among Royals' farmhands, behind only Frank Schwindel (93).
- 🏆 Collected 53 RBI in 53 games between June 1 and July 31... however, he recorded just six RBI over his final 29 games.
- 🏆 Hit his first professional grand slam, driving in a season-high four runs on June 12 at Down East.

- 🏆 **2017:** Named an Organization All-Star by MiLB.com, playing with Lexington (A) the entire year.
- 🏆 Ranked fifth among Royals' farmhands with 46 extra-base hits (30 doubles, 14 homers).
- 🏆 Recorded his first multi-homer contest April 26 vs. Hagerstown, while he homered in consecutive games three times: June 22-24 at West Virginia, July 9-10 vs. Greenville and Aug. 3-5 at Hickory.
- 🏆 **2016:** Ranked among the Appalachian League leaders in doubles (18, tied for second), extra-base hits (24, tied for third) and slugging percentage (.494, fifth).

MISC NOTES

- 🏆 Full name is **Gabriel Octavio Cancel**...resides in Arecibo, Puerto Rico during the offseason.

- 🏆 Attended Padre Anibal Reyes Belen High School in Hatillo, P.R.

CAREER BATTING

YEAR	CLUB	AVG	G	AB	R	H	2B	3B	HR	RBI	SAC	SF	HP	BB	SO	SB	CS	OBP	SLG	E
2015	Surprise	.209	34	134	16	28	5	4	2	14	3	0	3	10	44	6	1	.279	.351	13
2016	Burlington	.291	46	172	28	50	18	1	5	26	1	1	0	15	32	1	2	.346	.494	12
2017	Lexington	.277	103	401	70	111	30	2	14	49	1	2	6	23	99	9	8	.324	.466	17
2018	Wilmington	.259	120	455	54	118	+31	1	8	73	1	9	7	35	91	7	4	.316	.385	16
2019	Northwest Arkansas	.246	123	464	70	114	30	0	18	69	0	5	10	34	144	15	2	.308	.427	13
Minor League Totals		.259	426	1626	238	421	114	8	47	231	6	17	26	117	410	38	17	.316	.426	71

+/-Tied for league lead

CAREER TRANSACTIONS

- 2015 Selected by the Kansas City Royals in the seventh round of the First-Year Player Draft...signed by Johnny Ramos



NICK DINI

#33 CATCHER

BATS
RIGHT

THROWS
RIGHT

HEIGHT
5-9

WEIGHT
205

BORN: JULY 27, 1993 | MONROE, N.J. | OD AGE: 26

SELECTED: 14TH ROUND, 2015 | MLB SERVICE: 53 DAYS

2019 SEASON

- Selected from Omaha (AAA) on Aug. 8 and made his Major League debut that night in Detroit, going 1-for-3 with a walk, singling off Matt Hall in the sixth for his first big league hit.
- Lined out as a pinch-hitter to begin the 10th inning of the Aug. 7 suspended game in Boston, which was resumed on Aug. 22...this means he technically first appeared in a big league game on Aug. 7, despite not being selected to the Majors until Aug. 8, when he made his debut.
- Hit his first Major League home run on Aug. 19 in Baltimore off Gabriel Ynoa with several friends and family from nearby

Monroe, N.J. in attendance.

- Named Omaha Hitter of the Year by the local media...hit .296 (55-for-186) with a .370 on-base percentage and a .565 slugging percentage in 58 games with the Storm Chasers, including a career-high 13 home runs.
- Had a pair of season-high nine-game hit streaks from May 30-June 17 and June 30-July 17.
- Led the Storm Chasers (min. 200 PA) in slugging percentage and OPS (.935) through his last Triple-A game on Aug. 5.

HONORS AND AWARDS

- Two-time MiLB.com Organization All-Star (2017, 2019)
- First MLB home run: Aug. 19, 2019 at Baltimore, solo shot off Gabriel Ynoa

- First MLB hit: Aug. 8, 2019 at Detroit, single off Matt Hall
- 2018 Texas League midseason All-Star

CAREER HIGHLIGHTS

- 2018:** Opened the year at Omaha (AAA), before being sent to Northwest Arkansas (AA) on April 26...combined to hit .251/.294/.398 (80-for-319) with 14 doubles, 11 homers and 43 RBI.
- Threw out 23 of 62 would-be basestealers between his two stops (37.1 percent).
- Hit .348/.380/.470 (23-for-66) with two doubles, two homers and nine RBI in 23 games during the month of June, with Northwest Arkansas...however, he hit just .212 (25-for-118) after July 1.
- Recorded his first career multi-homer game, June 21 at Tulsa, smashing a solo shot and a three-run blast, also collecting a season-high four RBI in a 17-3 triumph.
- 2017:** Split the year between Lexington (A) and Northwest Arkansas (AA), batting .302/.364/.403 (93-for-308) with 19 doubles, four homers and 36 RBI in 88 games combined.

- Named an MiLB.com Organization All-Star.
- Opened the year at Lexington, but was promoted to Double-A for the first time in his career on May 30...hit safely in 12 of his first 13 games with the Naturals.
- Over his first 44 contests with Northwest Arkansas, batted .370/.436/.462 (53-for-143) with seven doubles, two homers and 19 RBI.
- Also threw out 20 would-be basestealers in 65 attempts (30.8 percent), tying for third in the Texas League.
- 2016:** Played at four different levels, after opening the year at Lexington (A)...limited to just 20 games due to injury.
- 2015:** Began pro career with Idaho Falls (Rookie)...hit safely in his first 11 games...his .316 average (49-for-155) for the year would have ranked eighth in the Pioneer League, but he was 28 plate appearances shy of qualifying.

MISC NOTES

- Full name is **Nicholas Carl Dini**...resides in Monroe Township, N.J., during the offseason.
- Graduated from Monroe Township High School in 2011.
- Attended Wagner College (N.Y.)...named Team MVP as a

sophomore (2013)...batted .400 during his senior campaign to earn All-Northeast Conference Player of the Year honors and was an All-NEC selection for a second-straight year.

- Finished college career as Wagner's all-time leader in hits (245), games played (215) and games started (215).

CAREER TRANSACTIONS

- 2015 Selected by the Kansas City Royals in the 14th round of the First-Year Player Draft...signed by Bobby Gandolfo
- 2019 Outrighted to minor leagues, Nov. 27

CAREER BATTING

YEAR	CLUB	AVG	G	AB	R	H	2B	3B	HR	RBI	SAC	SF	HP	BB	SO	SB	CS	OBP	SLG	E
2015	Idaho Falls	.316	42	155	31	49	11	0	4	29	2	2	2	16	17	2	0	.383	.465	2
2016	Lexington	.333	2	3	1	1	0	0	0	0	0	0	1	0	2	0	0	.500	.333	1
	Wilmington	.208	7	24	2	5	1	0	0	1	0	0	1	0	3	0	0	.240	.250	3
	Surprise@	.400	2	5	0	2	0	0	0	1	0	0	1	0	0	2	0	.500	.400	1
2017	Idaho Falls@	.378	9	37	7	14	2	0	0	7	0	0	0	2	3	1	1	.410	.432	3
	Lexington	.283	24	92	19	26	10	0	2	11	0	1	1	5	8	2	0	.323	.457	2
	Northwest Arkansas	.310	64	216	22	67	9	0	2	25	1	2	9	17	26	8	2	.381	.380	6
2018	Omaha	.333	14	39	4	13	4	0	3	6	0	0	0	1	5	0	0	.350	.667	2
	Northwest Arkansas	.239	80	280	40	67	10	0	8	37	1	3	8	12	64	7	1	.287	.361	3
2019	Omaha	.296	58	186	34	55	11	0	13	36	2	2	2	21	29	7	2	.370	.565	5
	KANSAS CITY	.196	20	56	11	11	3	0	2	6	1	1	2	4	18	0	0	.270	.357	1
Minor League Totals		.288	302	1037	160	299	58	0	32	153	6	10	25	74	157	29	6	.347	.437	28
Major League Totals		.196	20	56	11	11	3	0	2	6	1	1	2	4	18	0	0	.270	.357	1

@ - Minor League injury rehab

CAREER FIELDING

Position	Pct.	G	TC	PO	A	E	DP	SB	CS	SB%	PB
Catcher	.992	20	125	112	12	1	1	6	3	66.7	1

ROYALS TOP OFFENSIVE PERFORMANCES

The Royals have exploded for 17 or more runs 20 times in their history. The club has tallied 17 or more runs 5 times against both the Twins (all at home) and the Tigers (2 at home, 2 at Tiger Stadium, 1 at Comerica Park). All but 5 of the 17-run outbursts have come at home.

Rk	Date	Opponent	Run Total	Score	Hitting Hero
1.	Sept. 9, 2004	at Detroit (Game 1)	26	26-5	Joe Randa: 6-for-7, 2B, 6 runs
2.	April 6, 1974	Minnesota	23	23-6	John Mayberry: 3-for-5, 2 2B, 5 RBI, 4 runs
3.	June 15, 1976	at Detroit	21	21-7	Tom Poquette: 5-for-6, HR, 5 runs
4.	Aug. 10, 1996	at California	18	18-3	Johnny Damon: 2-for-6, HR, 7 RBI
	Aug. 21, 1995	at Milwaukee (Game 2)	18	18-9	Greg Gagne: 4-for-6, 2B, 3B, 3 RBI, 3 runs
	July 14, 1991	at Detroit	18	18-4	Brian McRae: 2-for-6, 2 HR, 6 RBI
	Aug. 16, 1983	Detroit	18	18-7	Pat Sheridan: 4-for-6, 2 2B, HR, 3 RBI
	Sept. 12, 1982	Minnesota	18	18-7	Willie Aikens: 3-for-5, 2 HR, 4 RBI
	Aug. 29, 1979	Milwaukee	18	18-8	Amos Otis: 3-for-6, HR, 3 RBI, 2 runs
10.	July 3, 2007	Seattle	17	17-3	Billy Butler: 3-for-5, 2B, HR, 6 RBI
	June 14, 2007	St. Louis	17	17-8	Mark Teahen: 3-for-5, 3B, 5 RBI
	June 10, 2007	Philadelphia	17	17-5	Mark Grudzielanek: 3-for-5, 2B, HR, 5 RBI
	Sept. 4, 2005	Texas	17	17-8	Angel Berroa: 2-for-5, HR, 5 RBI
	Sept. 13, 2004	New York	17	17-8	John Buck: 4-for-5, HR, 5 RBI
	Sept. 24, 2002	Detroit	17	17-2	Raul Ibanez: 1-for-3, HR, 2 RBI, 3 runs
	June 9, 1999	St. Louis	17	17-13	Joe Randa: 5-for-5, 2 2B, 2 RBI, 4 runs
	May 11, 1982	Milwaukee	17	17-3	Hal McRae: 2-for-6, HR, 5 RBI
	Oct. 4, 1980	Minnesota	17	17-1	Hal McRae: 3-for-4, 2B, HR, 5 RBI
	May 12, 1976	Minnesota	17	17-5	Tom Poquette: 3-for-6, 2 2B, 3B, 4 RBI
	Aug. 6, 1974	Minnesota	17	17-3	Amos Otis: 2-for-4, 2B, HR, 4 RBI, 4 runs



FREDDY FERMIN

#88 CATCHER

BATS
RIGHTTHROWS
RIGHTHEIGHT
5-10WEIGHT
195

BORN: MAY 16, 1995 | PUERTO ORDAZ, VENEZUELA | OD AGE: 24

SIGNED: INTERNATIONAL FREE AGENT, JULY 25, 2015 | MLB SERVICE: 0 DAYS

2019 SEASON

- Split the season between Lexington (A) and Northwest Arkansas (AA), playing in a career-high 86 games between the two stops...combined to slash .259/.298/.418 (82-for-316) with 14 doubles, 12 homers and 41 RBI.
- Named a midseason All-Star in the South Atlantic League, entering the game as a pinch hitter in the seventh inning.
- Threw out 26-of-55 would-be basestealers (47.3 percent), including 17-of-25 (68 percent) in his 44 games with Lexington...he was the only SAL catcher to throw out better than 50 percent of potential base thieves (min. 40 games played).
- Had a four-game stint with Northwest Arkansas (June 21-30), before returning to the Nationals for the remainder of the season on July 16...went 15-for-50 (.300) with three doubles and two homers (.480 SLG) in his first 14 games at the Double-A level.
- Played in four games with the Salt River Rafters in the Arizona Fall League.

HONORS AND AWARDS

2019 Carlos Fortuna Award Winner

2019 South Atlantic League midseason All-Star

CAREER HIGHLIGHTS

- 2018:** Played in a combined 50 games between Idaho Falls (Rookie) and Burlington (Rookie), batting .249/.346/.350 (44-for-177) with 10 doubles, a triple, two homers and 31 runs scored.
- Threw out 14 would-be basestealers (in 33 attempts) with Burlington, ranking him fourth in the Appalachian League.
- Matched a career high with four hits on Aug. 11 vs. Pulaski, going 4-for-4 with four singles...marked his second professional game with four hits.
- 2017:** Made his stateside debut and served as the primary catcher at Idaho Falls...slashed .282/.403/.356 (46-for-163) in 47 games.
- Ranked tied for 10th in the Pioneer League in walks (31)...reached safely in 40 of his 47 games.
- Collected 11 hits and 13 RBI in a four-game stretch, from July 22-26...that included his first career home run – a two-run shot on July 23 at Helena.

MISC NOTES

- Full name is **Freddy Antonio Fermin**...resides in Puerto Ordaz, Venezuela during the offseason, with his wife, Consuelo.

CAREER BATTING

YEAR	CLUB	AVG	G	AB	R	H	2B	3B	HR	RBI	SAC	SF	HP	BB	SO	SB	CS	OBP	SLG	E
2016	Dominican Royals	.273	52	172	18	47	9	0	0	17	1	6	3	21	23	1	2	.351	.326	5
2017	Idaho Falls	.282	47	163	30	46	5	2	1	39	0	3	4	31	21	0	2	.403	.356	12
2018	Idaho Falls	.300	3	10	3	3	1	0	0	1	0	0	0	0	2	0	0	.300	.400	0
	Burlington	.246	47	167	28	41	9	1	2	18	1	1	2	25	15	2	1	.349	.347	5
2019	Lexington	.263	54	209	37	55	11	0	9	30	1	1	1	14	37	2	0	.311	.445	4
	Northwest Arkansas	.252	32	107	11	27	3	0	3	11	1	1	0	3	23	0	2	.270	.364	5
Minor League Totals		.264	235	828	127	219	38	3	15	116	4	12	10	94	121	5	7	.342	.372	31

CAREER TRANSACTIONS

- 2015 Signed by the Kansas City Royals as an International free agent, July 25...signed by Joelvis Gonzalez and Richard Castro



HEATH FILLMYER

#49 RIGHT-HANDED PITCHER

BATS
RIGHT

THROWS
RIGHT

HEIGHT
6-1

WEIGHT
195

BORN: MAY 16, 1994 | TREVOSÉ, PA. | OD AGE: 25

ACQUIRED: TRADE WITH OAKLAND, JAN. 29, 2018 | MLB SERVICE: 155 DAYS

2019 SEASON

- Made 12 appearances (3 starts) at the Major League level, going 0-2 with an 8.06 ERA (20 ER in 22.1 IP) over three stints (April 9-27, May 15-17, September 1-end of year).
- Posted a 10.29 ERA (14 ER in 12.0 IP) in his three starts and a 5.23 mark (6 ER in 10.1 IP) in his nine relief outings...allowed runs in just two of his final eight appearances.
- All three of his starts came in April, which included a season-high 5.0 innings at the White Sox on April 15...took a no-decision in a 5-4 KC defeat, allowing three runs on five hits with two strikeouts.
- Following his third recall, made three-straight scoreless appearances (3.0 IP) from Sept. 5-12, before allowing three earned runs over 0.2 innings vs. Houston on Sept. 13, suffering a 4-1 setback.
- Went 2-3 with a 5.11 ERA (28 ER in 49.1 IP) in 19 appearances (10 starts) with Omaha (AAA).
- Missed seven weeks of action, being placed on the Injured List May 29 and was not activated until July 19...pitched to a 3.18 ERA (6 ER in 17.0 IP) and held opponents to a .180 average upon his return.
- Tossed a 7.0-inning complete game in a 5-3 loss to Iowa on May 22...marked his first complete game since July 26, 2016 with Midland (AA) vs. Frisco, which was a rain-shortened 5.0-inning shutout.

HONORS AND AWARDS

- First MLB win: Aug. 8, 2018 vs. Chicago Cubs
- 2017 MiLB.com Organization All-Star

CAREER HIGHLIGHTS

- Opened the year with Omaha (AAA), but was recalled on June 19 and spent the remainder of the season in the big leagues, making his debut on June 24.
- His 4.26 ERA (39 ER in 82.1 IP) in 17 appearances overall ranked sixth among American League rookies (min. 13 starts).
- Had six starts of at least 6.0 innings and two runs or fewer allowed, one behind teammate Brad Keller and Baltimore's David Hess (7 each) for the most such starts among American League rookies.
- Joined the starting rotation on July 23, his first of 12 straight starts through season's end, in which he went 4-1 with a 4.46 ERA (33 ER in 66.2 IP).
- Earned his first Major League win on Aug. 8 vs. the Cubs, recording 7.0 shutout innings on just three hits...at 24 years, 84 days, he was the third-youngest Royal to win with 7.0 shutout innings in an Interleague game, trailing only: the late Jordano Ventura (May 19, 2015 vs. Cincinnati) and Zack Greinke (June 8, 2004 vs. Montreal).
- Recorded at least 7.0 innings in each of his last three starts: Sept. 13 vs. Minnesota (4 ER in 7.1 IP), Sept. 19 at Pittsburgh (2 ER in 7 IP) and Sept. 26 at Cincinnati (1 ER in 7.1 IP)...collected a career high nine strikeouts in his final start, at Cincinnati.
- Doubled home a run in his Sept. 26 start at Cincinnati...became the first Royals rookie hurler to collect an extra-base hit since Tim Lincecum doubled at Wrigley Field on July 19, 1999.
- Posted a 4-5 record and a 5.75 ERA (43 ER in 67.1 IP) in 13 starts at Omaha, despite holding opponents to three earned runs or fewer in eight of those outings.
- Acquired by the Royals from Oakland, along with RHP Jesse Hahn in exchange for LHP Ryan Buchter, 1B/OF Brandon Moss and cash considerations on Jan. 29, 2018.
- Spent the year at Midland (AA), going 11-5 with a 3.49 ERA (58 ER in 149.2 IP)...tied for the Texas League lead in starts (29), tied for second in wins and was fifth in ERA and innings pitched.
- Tabbed an Organization All-Star by MiLB.com following the season...his 11 victories led all A's farmhands.
- Went 7-6 with a 3.29 ERA (49 ER in 134.0 IP) in 26 appearances (24 starts) between Stockton (A) and Midland in Oakland's organization...ranked sixth in the A's farm system in strikeouts (118), ninth in innings and 10th in ERA.
- Allowed just seven home runs – all solo – in 134.0 innings (0.5 HR/9), including just one over his final 72.0 frames.
- Set a career high with nine strikeouts on June 13 vs. Modesto...he has since matched that total twice in his career.
- Tossed his first professional shutout on July 26, in a 4-0 rain-shortened win (5.0 IP) vs. Frisco.
- Went 3-13 with a 4.98 ERA (55 ER in 99.1 IP) in 23 appearances (22 starts) with Beloit (A), in his first full season in the minors.
- Dropped his first nine decisions, before earning his first victory on July 20 in a 5-1 victory over Clinton, allowing one unearned run on four hits over 6.0 innings...was 0-8 with a 8.24 ERA (36 ER in 39.1 IP) in 10 outings (nine starts) before the All-Star break, while he was 3-5 with a 2.85 ERA (19 ER in 60.0 IP) in 13 starts after the break.

MISC NOTES

- Full name is **Heath Devon Fillmyer**...resides in Roebling, N.J. during the offseason.
- Graduated from Florence High School (N.J.), before attending Mercer County Community College (N.J.).
- Went 9-0 with a 0.68 ERA (5 ER in 66.0 IP) during his

sophomore year at MCCC to the Junior College World Series...originally an infielder, he pitched less than 10 innings as a freshman.

- Participated in Royals FanFest in 2019 as well as the Back to School Fair with Royals Charities.

CAREER PITCHING

YEAR	CLUB	W-L	ERA	G	GS	CG	SHO	SV	IP	H	R	ER	HR	HB	BB	SO	WP	BK	AVG
2014	Arizona A's	1-0	2.79	6	0	0	0	0	9.2	5	3	3	0	0	5	10	4	0	.147
2015	Beloit	3-13+	4.98	23	22	0	0	0	99.1	112	61	55	10	6	56	77	10	3	.297
2016	Stockton	5-6	3.60	18	16	0	0	0	95.0	101	53	38	4	5	31	89	8	1	.264
	Midland	2-0	2.54	8	8	1	1	0	39.0	31	11	11	3	0	8	29	3	0	.223
2017	Midland	11-5	3.49	29	29	0	0	0	149.2	158	66	58	19	6	51	115	16	1	.272
2018	Omaha	4-5	5.75	13	13	0	0	0	67.1	82	46	43	5	1	28	47	2	1	.303
	KANSAS CITY	4-2	4.26	17	13	0	0	0	82.1	78	41	39	11	2	32	57	3	1	.255
2019	Omaha	2-3	5.11	19	10	1	0	0	49.1	48	28	28	8	5	26	51	2	1	.257
	KANSAS CITY	0-2	8.06	12	3	0	0	0	22.1	28	20	20	6	3	12	15	1	0	.308
	Surprise@	0-0	0.00	2	2	0	0	0	3.0	3	0	0	0	0	1	1	0	0	.273
Minor League Totals		28-32	4.15	118	100	2	1	0	512.1	540	268	236	49	23	206	419	45	7	.272
Major League Totals		4-4	5.07	29	16	0	0	0	104.2	106	61	59	17	5	44	72	4	1	.267

+ - Tied for league lead

CAREER TRANSACTIONS

- 2013 Selected by the Colorado Rockies in the 28th round of the First-Year Player Draft...did not sign
- 2014 Selected by the Oakland Athletics in the fifth round of the First-Year Player Draft
- 2018 Acquired by the Kansas City Royals with RHP Jesse Hahn for LHP Ryan Buchter, 1B/OF Brandon Moss and cash consideration, Jan. 29
- 2020 Outrighted to the minor leagues, Jan. 29

CAREER BATTING/FIELDING

	Avg.	AB	H	HR	RBI	Position	Pct.	G	TC	PO	A	E	DP
MLB Totals	.250	4	1	0	1	Pitcher	1.000	29	12	4	8	0	0

SINGLE GAME BESTS

STRIKEOUTS (STARTER)

- 9 Sept. 26, 2018 @ CIN
- 6 (3x) Last: Sept. 13, 2018 vs. MIN

STRIKEOUTS (RELIEVER)

- 2 (5x) Last: Sept. 22, 2019 @ MIN

INNINGS PITCHED (STARTER)

- 7.1 Sept. 13, 2018 vs. MIN
- Sept. 26, 2018 @ CIN
- 7.0 (3x) Last: Sept. 19, 2018 @ PIT

INNINGS PITCHED (RELIEVER)

- 4.0 June 24, 2018 @ HOU
- 3.0 (2x) Last: April 26, 2019 vs. LAA

WINNING STREAK

- 3 Aug. 8-Sept. 13, 2018

2019 STARTING PITCHER BREAKDOWN

Pitcher	GS	Total KC Runs	Avg. Runs Per Start	Team Record	Quality Starts
Homer Bailey	18	89	4.9	8-10	6
Danny Duffy	23	113	4.9	12-11	14
Heath Fillmyer	3	11	3.7	0-3	0
Brian Flynn	1	8	8.0	0-1	0
Jakob Junis	31	127	4.1	13-18	12
Brad Keller	28	86	3.1	9-19	15
Jorge López	18	79	4.4	6-12	4
Mike Montgomery	13	43	3.3	3-10	3
Eric Skoglund	4	16	4.0	1-3	0
Glenn Sparkman	23	117	5.1	7-16	6
Totals	162	691	4.3	59-103	60



OFREIDY GÓMEZ

#81 🏆 RIGHT-HANDED PITCHER

BATS
RIGHTTHROWS
RIGHTHEIGHT
6-3WEIGHT
230

BORN: JULY 6, 1995 | PUEBLO VIEJO, D.R. | OD AGE: 24

SIGNED: INTERNATIONAL FREE AGENT, MAY 10, 2012 | MLB SERVICE: 0 DAYS

2019 SEASON

- 🏆 Spent a majority of the year at Northwest Arkansas (AA), but was promoted to Omaha (AAA) on Aug. 11 and made his final six appearances (two starts) with the Storm Chasers... matched a career-high with 22 starts for the third-straight season, while his 119 strikeouts established a career best and ranked eighth among Royals farmhands.
- 🏆 Named a Texas League midseason All-Star, pitching the seventh inning for the North Division.
- 🏆 Tabbed TL Pitcher of the Week (April 21), after tossing 7.0 shutout innings on April 17 at Arkansas...allowed two hits and one walk, while collecting seven strikeouts in a 2-1 triumph.
- 🏆 Went 4-4 with a 3.73 ERA (29 ER in 70.0 IP) and held the

opposition to a .226 batting average (59-for-261) in his first 13 starts (through June 15).

- 🏆 Tossed an 8.0-inning complete game at Tulsa on Aug. 2, in his penultimate start with Northwest Arkansas, falling 3-1... allowed three runs on six hits, plus one walk, with a season-high nine strikeouts.
- 🏆 Made four relief appearances with Omaha, before starting his final two outings of the year... included 4.0 scoreless frames vs. Round Rock on Sept. 2, taking a no-decision in a 6-0 Storm Chasers triumph.
- 🏆 Made two appearances for the Tigres del Licey in the Dominican Winter League.

HONORS AND AWARDS

- 🏆 2019 Texas League midseason All-Star

CAREER HIGHLIGHTS

- 🏆 **2018:** Spent the entire year with Wilmington (A+), going 6-10 with a 3.40 ERA (51 ER in 135.0 IP) in 22 starts (27 appearances).
- 🏆 Ranked third in the Carolina League and third among Royals minor league pitchers in ERA...also ranked tied for 12th in strikeouts (104) and tied for 15th in starts.
- 🏆 Fanned a season-high nine hitters on April 29 vs. Winston-Salem, one shy of his professional career-high.
- 🏆 **2017:** Led Lexington (A) with 22 starts, establishing a career-high, which he's matched each year since.
- 🏆 Ranked ninth in the South Atlantic League in innings (134.2), 14th in strikeouts (108) and tied for fifth in hit batsmen (13).
- 🏆 **2016:** In his first season stateside, posted a 5-4 mark, a 5.20 ERA (32 ER in 55.1 IP) and 44 strikeouts with Burlington (Rookie).
- 🏆 Recorded his first professional complete game July 31 vs. Bluefield, earning a rain-shortened 3-2 win in 5.0 innings... allowed two runs on two hits.
- 🏆 Tallied a career-high 10 strikeouts in his final start of the season, suffering a 2-1 loss on Sept. 2 at Danville.
- 🏆 **2015:** Despite posting a 3.04 ERA (17 ER in 50.1 IP) with the Dominican Royals, went 0-4 in 11 starts (14 appearances)... went 2-for-2 in save opportunities.

MISC NOTES

- 🏆 Ofreidy Gómez resides in Pueblo Viejo, Azua, Dominican Republic in the offseason, with his wife, Yanni Vargas, and daughter, Sophia Gomez.

CAREER PITCHING

YEAR	CLUB	W-L	ERA	G	GS	CG	SHO	SV	IP	H	R	ER	HR	HB	BB	SO	WP	BK	AVG
2013	Dominican Royals	3-0	2.35	10	0	0	0	0	23.0	15	13	6	0	6	14	17	6	0	.192
2014	Dominican Royals	0-4	6.17	12	4	0	0	1	35.0	35	33	24	1	6	20	35	15	0	.246
2015	Dominican Royals	0-4	5.20	14	11	0	0	2	50.1	44	22	17	1	11	17	42	9	0	.238
2016	Burlington	5-4	5.20	12	12	1	0	0	55.1	46	35	32	4	8	27	44	9	1	.236
2017	Lexington	7-12	5.18	28	22	0	0	1	137.1	162	92	79	12	13	46	108	19	1	.295
2018	Wilmington	6-10	3.40	27	22	0	0	1	135.0	134	65	51	13	11	61	104	13	0	.260
2019	Northwest Arkansas	7-8	4.05	22	20	1	0	0	115.2	110	62	52	12	14	45	111	6	1	.251
	Omaha	0-3	6.75	6	2	0	0	0	13.1	21	10	10	2	2	13	8	5	0	.368
Minor League Totals		28-45	4.32	131	93	2	0	5	565.0	567	332	271	45	71	243	469	82	3	.262

CAREER TRANSACTIONS

- 2012 Signed by the Kansas City Royals as an International free agent, July 12...signed by Edis Perez



CONNER GREENE

#62 🏆 RIGHT-HANDED PITCHER

BATS
RIGHT

THROWS
RIGHT

HEIGHT
6-3

WEIGHT
200

BORN: APRIL 4, 1995 | SANTA MONICA, CALIF. | OD AGE: 24

CLAIMED: OFF WAIVERS FROM ST. LOUIS, NOV. 26, 2018 | MLB SERVICE: 0 DAYS

2019 SEASON

- 🏆 Opened the year with Northwest Arkansas (AA), but was promoted to Omaha (AAA) and made his final eight appearances with the Storm Chasers...combined to go 4-9 with a 5.13 ERA (64 ER in 112.1 IP) in 29 overall outings, including 16 starts.
- 🏆 Named a Texas League midseason All-Star for the second-straight year and fourth in a row in which he's been selected to an all-star game.
- 🏆 Went 3-8 with a 5.12 ERA (47 ER in 82.2 IP) as a starter with Northwest Arkansas, compared to a 6.28 ERA (10 ER in 14.1 IP) as a reliever.
- 🏆 Pitched to a 2.48 ERA (8 ER in 29.0 IP), going 2-1 and holding the opposition to a .192 opponents' average (20-for-104) over his first five starts (through April 25)...however, he allowed four runs or more in each of his next seven outings (May 1-June 5), posting an 8.45 ERA (31 ER in 33.0 IP).
- 🏆 Fanned a season-high eight hitters in consecutive starts: April 9 vs. Arkansas (6.0 IP) and April 15 at Springfield (5.0 IP).
- 🏆 Posted a 4.11 ERA (7 ER in 15.1 IP) in eight relief outings with Omaha...earned his first Triple-A victory on Aug. 20, tossing 2.0 scoreless innings at New Orleans in a 7-5 triumph in 10 innings.

HONORS AND AWARDS

- 🏆 Two-time Texas League midseason All-Star (2018, 2019)
- 🏆 2016 Florida State League midseason All-Star
- 🏆 2017 Eastern League midseason All-Star
- 🏆 2015 MiLB.com Organization All-Star

CAREER HIGHLIGHTS

- 🏆 **2018:** Split the season between Springfield (AA) and Memphis (AAA), being promoted to Triple-A on June 4...combined to go 4-5 with a 4.09 ERA (40 ER in 88.0 IP) in 40 appearances (10 starts).
- 🏆 Selected as a Texas League mid-season All-Star, but did not pitch in the game due to his promotion to Triple-A.
- 🏆 All 10 of his starts came with Springfield...collected a season-high eight strikeouts over 6.0 scoreless innings in a 5-0 victory over Midland on April 14.
- 🏆 All 29 of his appearances with Memphis came out of the bullpen...posted a 1.64 ERA (2 ER in 11.2 IP) and a .194 opponents average over eight July appearances.
- 🏆 Claimed off waivers by the Royals on Nov. 26, 2018, after being designated for assignment by St. Louis.
- 🏆 **2017:** Pitched the entire season at New Hampshire (AA), leading the Eastern League in walks (83) and tying for the league-lead in wild pitches (13).
- 🏆 Selected to the Eastern League All-Star Game, tossing 2.0 scoreless innings and allowing two hits with four strikeouts.
- 🏆 Acquired by St. Louis along with RHP Dominic Leone in exchange for OF Randal Grichuk on Jan. 19.
- 🏆 **2016:** Set career highs in games started (27) and innings (146.1), splitting the year between Dunedin (A) and New Hampshire.
- 🏆 Threw his first professional shutout, blanking Harrisburg on four hits over 7.0 innings in a 1-0 triumph on July 26.
- 🏆 Rated as the No. 4 prospect in the Blue Jays' organization by *Baseball America* following the season.
- 🏆 **2015:** Spent time at Lansing (A), Dunedin and New Hampshire...posted career highs in wins (12) and strikeouts (115), which ranked second and fourth among Blue Jays' minor league pitchers, respectively.
- 🏆 Named a MiLB.com Organization All-Star and the No. 2 prospect in the Blue Jays' organization by *Baseball America*.
- 🏆 Posted a career-high 26.0 consecutive scoreless innings between July 20-Aug. 18, being named Eastern League Pitcher of the Week on Aug. 14.

MISC NOTES

- 🏆 Full name is **James Conner Greene**...resides in Naples, Fla., during the offseason.
- 🏆 Graduated from Santa Monica (Calif.) High School, where he posted a 1.63 ERA and 76 strikeouts during his senior year.
- 🏆 Signed a letter of intent to pitch at the College of Southern Nevada, but opted to sign with Toronto instead.
- 🏆 Lists surfing as a hobby.
- 🏆 Friends with actor Charlie Sheen and has appeared on the television series "Anger Management."

CAREER TRANSACTIONS

- 2013 Selected by the Toronto Blue Jays in the seventh round of the First-Year Player Draft
- 2018 Acquired by the St. Louis Cardinals with RHP Dominic Leone for OF Randal Grichuk, Jan. 19
Claimed off waivers by the Kansas City Royals, Nov. 26
- 2019 Outrighted to the minor leagues, Nov. 27

CAREER PITCHING

YEAR	CLUB	W-L	ERA	G	GS	CG	SHO	SV	IP	H	R	ER	HR	HB	BB	SO	WP	BK	AVG
2013	Gulf Coast Blue Jays	1-1	5.28	11	4	0	0	0	30.2	37	19	18	1	0	15	20	8	0	.308
2014	Gulf Coast Blue Jays	2-2	1.99	7	4	0	0	0	31.2	25	11	7	2	1	6	30	1	2	.216
	Bluefield	1-2	4.23	6	5	0	0	0	27.2	26	16	13	1	1	12	21	0	0	.250
2015	Lansing	7-3	3.88	14	14	0	0	0	67.1	75	32	29	4	3	19	65	4	0	.285
	Dunedin	2-3	2.25	7	7	0	0	0	40.0	36	11	10	1	0	8	35	0	0	.238
	New Hampshire	3-1	4.68	5	5	0	0	0	25.0	25	14	13	1	1	12	15	1	0	.269
	Dunedin	4-4	2.90	15	15	0	0	0	77.2	74	36	25	5	3	38	51	4	2	.252
2016	New Hampshire	6-5	4.19	12	12	1	1	0	68.2	57	36	32	5	3	33	48	6	1	.224
	New Hampshire	5-10	5.29	26	25	0	0	0	132.2	141	86	78	7	4	83	92	13	1	.275
2018	Springfield	4-3	4.44	11	10	0	0	0	48.2	43	29	24	1	4	32	43	9	0	.242
	Memphis	0-2	3.66	29	0	0	0	0	39.1	33	21	16	2	4	31	26	6	0	.243
2019	Northwest Arkansas	3-9	5.29	21	16	0	0	1	97.0	101	73	57	11	9	38	85	17	1	.267
	Omaha	1-0	4.11	8	0	0	0	0	15.1	14	7	7	2	0	16	10	4	0	.259
Minor League Totals		39-45	4.22	172	117	1	1	1	701.2	687	391	329	43	33	343	541	73	7	.259

TOP STRIKEOUT PERFORMANCES

SO	Date	Pitcher	Opponent	Score	SO	Date	Pitcher	Opponent	Score
16	8/1/16	Danny Duffy	at Tampa Bay	3-0	11 (25x)	7/23/19	Danny Duffy	at Atlanta	5-4
15	8/25/09	Zack Greinke	Cleveland	6-2		6/26/16	Ian Kennedy	Houston	6-1
14	8/27/88	Mark Gubicza	Minnesota	4-1		8/27/15	Yordano Ventura	Baltimore	5-3
13 (10x)	7/25/09	Luke Hochevar	Texas	6-3		9/3/15	Yordano Ventura	Detroit	12-1
	8/29/96	Kevin Appier	at Detroit	1-4		10/3/15	Yordano Ventura	at Minnesota	5-1
	9/15/95	Kevin Appier	at California	5-0		9/10/11	Felipe Paulino	at Seattle	4-2
	5/25/94	Kevin Appier	Texas	8-3		6/10/09	Gil Meche	at Cleveland	9-0
	4/20/91	Tom Gordon	at New York	5-2		7/28/08	Zack Greinke	at Oakland	4-2
	9/30/89	Bret Saberhagen	at Oakland	6-1		6/17/01	Blake Stein	at Milwaukee	2-5
	9/23/77	Dennis Leonard	at California	7-3		6/5/97	Kevin Appier	Texas	3-6 (11)
	7/8/77	Dennis Leonard	Oakland	6-2		6/23/96	Kevin Appier	at Baltimore	4-0
	7/10/73	Steve Busby	at Milwaukee	5-3		4/12/96	Kevin Appier	at Milwaukee	4-1
	5/24/72	Dick Drago	Minnesota	0-1		7/7/95	Kevin Appier	at Detroit	1-3
12 (13x)	8/10/19	Mike Montgomery	at Detroit	7-0		6/14/95	Kevin Appier	at Seattle	2-1
	4/13/17	Nate Karns	Baltimore	4-3		9/22/93	Tom Gordon	at Oakland	3-2 (10)
	4/17/14	James Shields	at Houston	5-1		8/19/93	David Cone	at Minnesota	4-2
	6/13/10	Zack Greinke	at Cincinnati	7-3		7/27/93	Kevin Appier	Texas	0-1
	9/3/96	Kevin Appier	at Toronto	5-2		9/22/91	Bret Saberhagen	at Seattle	2-1
	5/4/95	Kevin Appier	at Minnesota	6-0		7/4/89	Bret Saberhagen	at Oakland	10-1
	7/23/94	David Cone	at Detroit	4-1		7/31/88	Charlie Leibbrandt	at Baltimore	4-1
	6/7/90	Bret Saberhagen	California	1-2		9/23/87	Mark Gubicza	at Seattle	9-0
	7/9/89	Bret Saberhagen	Chicago	4-5		6/24/77	Dennis Leonard	at Oakland	3-0
	5/26/87	Danny Jackson	at Chicago	5-4		7/16/74	Steve Busby	Boston	5-4
	9/14/85	Bret Saberhagen	at Oakland	2-1		8/9/73	Steve Busby	Boston	3-2
	8/14/77	Dennis Leonard	at Toronto	3-6		7/21/70	Bob Johnson	Baltimore	1-2
	8/23/70	Bob Johnson	Boston	4-3					

ROYALS 1968 EXPANSION DRAFT

No.	Name	Pos	Former Club	No.	Name	Pos	Former Club
1.	Roger Nelson	P	Baltimore	16.	Dick Drago	P	Detroit
2.	Joe Foy	3B	Boston	17.	Pat Kelly	OF	Minnesota
3.	Jim Rooker	P	New York	18.	Bill Harris	2B	Cleveland
4.	Joe Keough	OF	Oakland	19.	Don O'Riley	P	Oakland
5.	Steve Jones	P	Washington	20.	Al Fitzmorris	P	Chicago
6.	Jon Warden	P	Detroit	21.	Moe Drabowsky	P	Baltimore
7.	Ellie Rodriguez	C	New York	22.	Jack Hernandez	SS	Minnesota
8.	Dave Morehead	P	Boston	23.	Mike Hedlund	P	Cleveland
9.	Mike Fiore	1B	Baltimore	24.	Tom Burgmeier	P	California
10.	Bob Oliver	1B	Minnesota	25.	Hoyt Wilhelm	P	Chicago
11.	Bill Butler	P	Detroit	26.	Jerry Adair	2B	Boston
12.	Steve Whitaker	OF	New York	27.	Jerry Cram	P	Minnesota
13.	Wally Bunker	P	Baltimore	28.	Fran Healy	C	Cleveland
14.	Paul Schaal	3B	California	29.	Scott Northey	OF	Chicago
15.	Dan Haynes	1B	Chicago	30.	Ike Brookens	P	Washington



ARNALDO HERNANDEZ

#39 🏆 RIGHT-HANDED PITCHER

BATS
RIGHTTHROWS
RIGHTHEIGHT
6-0WEIGHT
235

BORN: FEB. 9, 1996 | SAN FELIX, VENEZUELA | OD AGE: 24

SIGNED: INTERNATIONAL FREE AGENT, SEPT. 18, 2012 | MLB SERVICE: 0 DAYS

2019 SEASON

- 🏆 Spent a majority of the year with Omaha (AAA), but made four starts with Northwest Arkansas (AA) in May...posted a combined 6-10 record and a 5.60 ERA (80 ER in 128.2 IP) in 24 starts (26 appearances).
- 🏆 His 10 losses tied for fifth most in the organization, while he ranked seventh in starts and 12th in innings.
- 🏆 Moved to Northwest Arkansas on May 8...did not allow an

earned run in his first three starts with the Naturals (18.0 IP), before surrendering five earned across 5.0 innings in a 5-1 loss at Tulsa on May 25.

- 🏆 Returned to Omaha on May 31, and pitched the remainder of the season with the Storm Chasers...posted a 5.01 ERA (26 ER in 46.2 IP) in his final nine appearances of the year, after pitching to a 7.47 mark (49 ER in 59.0 IP) in his first 13 outings with Omaha.

HONORS AND AWARDS

- 🏆 2015 Arizona League midseason All-Star

CAREER HIGHLIGHTS

- 🏆 **2018:** Spent time at three different minor league affiliates, combining on a 12-5 record with a 3.96 ERA (61 ER in 138.2 IP), 27 appearances (24 starts)...tied for the minor league lead with three complete games, which included two in nine starts at Omaha.
- 🏆 His 12 victories tied for the most among Royals' farmhands while his strikeout total ranked fifth.
- 🏆 Finished the season at Omaha, going 5-1 with a 3.55 ERA (23 ER in 58.1 IP) in 10 outings (nine starts).
- 🏆 Tossed a pair of complete games with the Storm Chasers: a 4-1 victory over Round Rock (7.0 IP) on July 21 and a 3-1 triumph over Oklahoma City (9.0 IP) on Aug. 15...his 9.0 innings vs. OKC were a career-high and the first 9.0-inning complete game by an Omaha pitcher since Aaron Brooks in Game 5 of the 2014 PCL championship series.
- 🏆 **2017:** Spent a majority of the year at Lexington (A), but was

promoted to Omaha (AAA) on Aug. 30.

- 🏆 Recorded his first complete game (7.0 IP), a 5-2 win vs. West Virginia on July 31.
- 🏆 His 5.33 K/BB ratio (64 K, 12 BB) was second-best among Royals minor league pitchers (min. 60 IP), trailing only Jakob Junis (5.73 K/BB).
- 🏆 Suspended for the first 50 games of the season for violating the Minor League Drug Prevention and Treatment program...reinstated on May 29.
- 🏆 **2016:** Among Pioneer League pitchers, ranked third in K/9 (8.02), tied for third in starts (14), fourth in BB/9 (2.29), fourth in innings (70.2) and fourth in strikeouts (63) with Idaho Falls (Rookie).
- 🏆 **2015:** Led the Arizona League in strikeouts (68), earning Postseason All-Star honors...also topped the league in wins (7) and innings (67.0).

MISC NOTES

- 🏆 Full name is **Arnaldo Jose Hernandez**...resides in Caroni, Venezuela during the offseason.

- 🏆 Won youth national championship and MVP honors with Criolitos de Venezuela in 2012.

CAREER PITCHING

YEAR	CLUB	W-L	ERA	G	GS	CG	SHO	SV	IP	H	R	ER	HR	HB	BB	SO	WP	BK	AVG
2014	Dominican Royals	1-1	2.55	7	3	0	0	1	17.2	13	8	5	1	5	7	19	0	0	.213
2015	Dominican Royals	1-0	0.82	2	2	0	0	0	11.0	13	1	1	0	0	0	8	0	0	.302
	Arizona Royals	*7-3	2.82	14	10	0	0	0	*67.0	60	25	21	3	1	5	*68	6	1	.235
	Idaho Falls	0-1	4.50	1	1	0	0	0	4.0	5	6	2	1	1	3	3	2	0	.294
2016	Idaho Falls	5-2	5.86	14	14	0	0	0	70.2	99	54	46	7	2	18	63	9	0	.334
2017	Lexington	2-1	3.63	15	5	1	0	1	57.0	63	29	23	9	2	8	58	4	0	.278
	Omaha	1-0	1.74	2	2	0	0	0	10.1	9	2	2	0	0	4	6	1	0	.231
2018	Wilmington	6-4	4.22	14	12	1	0	0	64.0	77	31	30	3	1	19	53	5	0	.301
	Omaha	5-1	3.55	10	9	+2	0	0	58.1	45	26	23	8	2	19	36	1	0	.210
	Northwest Arkansas	1-0	4.41	3	3	0	0	0	16.1	20	9	8	1	0	6	16	1	0	.323
2019	Omaha	4-8	6.39	22	20	0	0	0	105.2	142	90	75	24	7	41	65	2	1	.327
	Northwest Arkansas	2-2	1.96	4	4	0	0	0	23.0	21	12	5	2	1	11	20	0	0	.250
Minor League Totals		35-23	4.30	108	85	4	0	2	505.0	567	293	241	59	22	141	415	31	2	.285

* - Led league; + - Tied for league lead

CAREER TRANSACTIONS

- 2012 Signed by the Kansas City Royals as an International free agent, Sept. 18...signed by Joelvin Gonzalez and Richard Castro
- 2019 Outrighted to the minor leagues, Nov. 27



GREG HOLLAND

#35 🏆 RIGHT-HANDED PITCHER

BATS
RIGHTTHROWS
RIGHTHEIGHT
5-10WEIGHT
205

BORN: NOV. 20, 1985 | MARION, N.C. | OD AGE: 34

SIGNED: MINOR LEAGUE FREE AGENT, JAN. 28, 2020 | MLB SERVICE: 7 YEARS, 163 DAYS

2019 SEASON

- 🏆 Opened the season with Arizona, pitching in 40 games for the D'backs...went 1-2 with a 4.54 ERA (18 ER in 35.2 IP), recording 17 saves in 22 chances.
- 🏆 Posted a 1.77 ERA (4 ER in 20.1 IP) in 22 appearances at Chase Field, going 7-for-8 in save opportunities...comparatively, he had an 8.22 ERA (14 ER in 15.1 IP) in his 18 road appearances, going 10-for-14 in his save chances.
- 🏆 Did not allow a run over his first 11 appearances (March 29-May 1), converting his first eight save opportunities...however, he allowed runs in three-straight contests (May 3-9), which included his first blown save of the year on May 8 at Tampa Bay.
- 🏆 Through games on June 30, he ranked second in the National League in opponents' batting average (.151), tied for 10th in save percentage (85.7) and 15th in ERA (2.33), among pitchers that had worked at least 25.0 innings.
- 🏆 Charged with 11 runs over his last 12 outings (11.42 ERA), going 0-2 with three blown saves (July 1-Aug. 5)...designated for assignment by Arizona on Aug. 7 and released on Aug. 9.
- 🏆 Signed a minor league contract with Washington on Aug. 12...pitched in eight games at Harrisburg (AAA), allowing just one unearned run in 9.0 innings.

HONORS AND AWARDS

- 🏆 2017 National League Comeback Player of the Year
- 🏆 2017 The Hartford Reliever of the Month (April, May)
- 🏆 2014 GIBBY Closer of the Year
- 🏆 2014 Mariano Rivera Award (top reliever in the AL)
- 🏆 Three-time MLB All-Star (2013, 2014, 2017)
- 🏆 Two-time Bruce Rice Royals Pitcher of the Year (2012, 2013)
- 🏆 2013 DHL Delivery Man of the Month (July, September)
- 🏆 First MLB save: Aug. 3, 2011 vs. Baltimore
- 🏆 First MLB win: May 19, 2011 vs. Texas
- 🏆 2009 Texas League midseason All-Star
- 🏆 2007 Idaho Falls Pitcher of the Year

CAREER HIGHLIGHTS

- 🏆 Signed by the Royals as a minor league free agent on Jan. 28.
- 🏆 Entered the season fourth on KC's all-time saves list (145) and ninth in appearances (309)...between 2010-19, his 206 saves ranked sixth in the Majors, trailing Craig Kimbrel (346), Kenley Jansen (301), Aroldis Chapman (273), Fernando Rodney (257) and Jonathan Papelbon (217).
- 🏆 He's one of three pitchers with at least three 40+ save campaigns (2013-14, 2017) since 2013, along with Craig Kimbrel and Kenley Jansen.
- 🏆 **2018:** Combined to pitch in 56 games for St. Louis and Washington, going 2-2 with three saves and a 4.66 ERA (24 ER in 46.1 IP).
- 🏆 Held left-handed batters to a .180 average (11-for-61), including one hit in 23 at-bats (.043) to end the season.
- 🏆 Placed on the 10-day Injured List (right hip impingement) on May 26 and reinstated on June 19...over his first seven appearances after coming off the IL, allowed just one unearned run (6.2 IP) and held the opposition to a .167 average (4-for-24).
- 🏆 Designated for assignment by the Cardinals on July 27 and released on Aug. 1.
- 🏆 Posted an 0.84 ERA (2 ER in 21.1 IP) in 24 games after signing as a free agent with Washington on Aug. 7...his run included two streaks of nine-straight scoreless appearances (Aug. 7-23 and Aug. 26-Sept. 13).
- 🏆 **2017:** Signed a one-year free agent contract with Colorado.
- 🏆 Named National League Comeback Player of the Year, tying for the NL lead with 41 saves (Kenly Jansen)...his save total matched José Jiménez (2002) for the most in franchise history.
- 🏆 Selected to his third career All-Star Game, pitching a scoreless eighth inning at Marlins Park.
- 🏆 Held opponents to a .193 batting average (40-for-207), which tied for eighth among NL relievers (min. 200 batters faced)...his 91.1 save percentage (41-for-45) ranked fourth (min. 25 chances).
- 🏆 Named National League Reliever of the Month in both April and May, going 19-for-19 in save chances and posting a 1.37 ERA (3 ER in 19.2 IP) with six walks and 28 strikeouts.
- 🏆 Set a Rockies' record with 23-straight saves to begin the season...first blown save came on June 15 vs. San Francisco, when he allowed the tying run to score, but earned the win, 10-9.
- 🏆 Recorded his 500th career strikeout on Sept. 30 vs. the Dodgers, fanning Logan Forsythe in the ninth inning.
- 🏆 **2016:** Did not pitch while recovering from Tommy John surgery, which was performed on Oct. 2, 2015 by Dr. Neal ElAttrache.
- 🏆 **2015:** In his most recent season with Kansas City, went 3-2 with a 3.83 ERA (19 ER in 44.2 IP) with 49 strikeouts (9.87 K/9) and converted 32 of 37 save opportunities.
- 🏆 Missed 18 games with a right pectoral strain (April 17-May 6) as well as the final two weeks of the regular season and the postseason (Sept. 18-on), with a UCL injury.
- 🏆 Ranked eighth in the American League in saves and 10th in games finished (40).

- Went 3-0 with a 2.70 ERA (8 ER in 26.2 IP) before the All-Star break, while he went 0-2 with a 5.50 ERA (11 ER in 18.0 IP) in his final 20 appearances of the year.
- Did not allow an earned run over his first seven outings of the season (April 8-May 10)...posted a 1.76 ERA (3 ER in 15.1 IP) and a .104 opponents' average (5-for-48) through his first 15 appearances (June 9).
- 2014:** Selected to his second consecutive All-Star Game, finishing second in the American League and third in the Majors with 46 saves.
- Earned the Mariano Rivera Award as the top relief pitcher in the American League, going 1-3 with a 1.44 ERA (10 ER in 62.1 IP) with 46 saves in 48 opportunities.
- Selected to his first All-Star Game, pitching a perfect seventh inning at Target Field.
- Tied for seventh among AL relievers with 90 strikeouts and ranked sixth in K/9 ratio (12.99)...became the first Royals reliever to record three seasons with 90+ strikeouts.
- Recorded his 100th career save on Aug. 8 vs. San Francisco, collecting the final three outs in a 4-2 win.
- 2013:** Named an All-Star for the first time in his career, setting the Royals' franchise record with 47 saves...also went 2-1 with a 1.21 ERA (9 ER in 67.0 IP) with 18 walks and 103 strikeouts...converted 47-of-50 save opportunities (94.0 percent).
- Named the Bruce Rice Royals Pitcher of the Year by the Kansas City Chapter of the BBWAA for the second-straight season...also named the MLB Delivery Man of the Month for July and September, as well as Royals Pitcher of the Month in May, June and July.
- Finished third in the Majors in saves, while his save percentage ranked fifth...his 40 rescues from May 30 to the end of the season were six more than any other pitcher.
- Allowed four earned runs over his first three appearances (April 4-7), but posted a 0.69 ERA (5 ER in 65.0 IP) over his final 65 contests.
- His ERA was the lowest by a reliever in Royals history (min. 60 IP), topping Jeff Montgomery's 1.37 ERA in 1989...Wade Davis topped his record in both 2014 (1.00) and 2015 (0.94).
- Matched the franchise record for strikeouts by a relief pitcher, tying Jim York (1971)...his total was passed in 2014 by Wade Davis (109)...averaged 13.84 K/9, which led AL relievers

and ranked second in the Majors to only Aroldis Chapman (15.83).

- 2012:** Went 7-4 with a 2.96 ERA (22 ER in 67.0 IP) and 16 saves in 67 appearances...opened the year as a set-up man, before taking over the closer's role when Jonathan Broxton was traded to Cincinnati on July 31.
- Went 16-for-18 in his save opportunities (88.9 percent), including converting his first 13 chance (Aug. 1-Sept. 9)...from Aug. 1 to the end of the season, his save total tied for fourth in the AL.
- Ranked third among AL relievers with 91 strikeouts, while he was second in the AL (min. 60 IP) with a 12.22 K/9 ratio.
- Placed on the Injured List on April 21 (left rib stress reaction) and was reinstated on May 11...went 7-2 with a 2.08 ERA (14 ER in 60.2 IP) after returning from the IL.
- 2011:** Opened the year with Omaha (AAA), before being recalled on May 19 and spending the rest of the season with Kansas City...went 5-1 with four saves and a 1.80 ERA (12 ER in 60.0 IP) in his 46 appearances as a Royal.
- Among pitchers that worked at least 60.0 innings, his 11.10 K/9 (74 K in 60.0 IP) ranked eighth in the Majors.
- Led MLB, allowing just two of his 33 inherited runners to score (6.1%)...also ranks as the top mark in franchise history (min. 15 inherited runners).
- Led AL rookie relievers in ERA and tied for second in holds (18), ranked fourth in opponent average (.175) and fifth in strikeouts.
- Went 2-0 with two saves and a 2.08 ERA (5 ER in 21.2 IP) in 13 appearances with Omaha.
- 2010:** Made his Major League debut on Aug. 2 at Oakland, after having his contract selected on July 29.
- Fanned 23 in 18.2 innings with the Royals...his 11.09 K/9 ratio was the seventh-highest among MLB pitchers that made at least 15 appearances.
- 2009:** Named a Texas League (AA) midseason All-Star, going 3-2 with eight saves and a 3.18 ERA (16 ER in 45.1 IP) in 29 appearances with Northwest Arkansas...also made six relief appearances with Omaha (AAA).
- 2007:** Named Idaho Falls Pitcher of the Year, ranking among the Pioneer League leaders in saves (fifth, 6), wins (tied-fifth, 6) and appearances (tied-10th, 22).

POSTSEASON NOTES

- 2017:** Allowed a pair of runs in 0.2 inning in the National League Wild Card Game at Arizona...surrendered three hits and a walk.
- 2014:** Tied a Major League record with seven saves during the postseason, matching Brad Lidge (2008), Rob Nen (2002), Troy Percival (2002), Koji Uehara (2013) and John Wettland (1996).
- Posted a 0.82 ERA (1 ER in 11.0 IP), allowing just four hits, while recording 15 strikeouts in 11 appearances.

MISC NOTES

- Full name is **Gregory Scott Holland**...resides in Asheville, N.C., with his wife, Lacey, and sons, Nash and Hunter.
- Graduated from McDowell High School (NC).
- Attended Western Carolina University, where he walked on to the baseball team his freshman year...saved 10 games and earned All-Southern Conference first team honors in 2007, helping WCU win the league title.

- Left the team after the Wild Card Game to witness the birth of his first son, Nash Gregory, in Asheville, N.C...returned to the club during Game 1 of the ALDS in Anaheim and recorded the save that night.
- Also tied a Major League record, collecting saves in all four games of the ALCS vs. Baltimore...he was the second pitcher to collect saves in all four games of an ALCS, joining Dennis Eckersley, who did it in 1988 vs. Boston.

CAREER FIELDING

Position	Pct.	G	TC	PO	A	E	DP
Pitcher	.986	466	74	36	37	1	5

CAREER PITCHING

YEAR	CLUB	W-L	ERA	G	GS	CG	SHO	SV	IP	H	R	ER	HR	HB	BB	SO	WP	BK	AVG
2007	Idaho Falls	6-1	3.48	22	0	0	0	6	33.2	28	16	13	1	1	15	37	3	1	.222
2008	Wilmington	4-5	3.42	32	7	0	0	4	84.1	70	37	32	4	1	35	96	8	0	.226
2009	Northwest Arkansas	3-2	3.18	29	0	0	0	8	45.1	46	16	16	2	0	19	49	6	0	.264
	Omaha	1-1	7.00	6	0	0	0	2	9.0	12	7	7	2	1	5	1	0	0	.343
2010	Omaha	3-3	3.81	36	0	0	0	3	56.2	40	26	24	3	0	30	60	4	0	.199
	KANSAS CITY	0-1	6.75	15	0	0	0	0	18.2	23	15	14	3	0	8	23	2	0	.295
2011	Omaha	2-0	2.08	13	0	0	0	2	21.2	13	5	5	1	0	11	27	2	0	.176
	KANSAS CITY	5-1	1.80	46	0	0	0	4	60.0	37	13	12	3	1	19	74	7	0	.175
2012	KANSAS CITY	7-4	2.96	67	0	0	0	16	67.0	58	22	22	2	0	34	91	3	1	.234
	Northwest Arkansas@	0-0	0.00	2	2	0	0	0	2.0	1	1	0	0	0	0	3	1	0	.143
2013	KANSAS CITY	2-1	1.21	68	0	0	0	47	67.0	40	11	9	3	0	18	103	2	0	.170
2014	KANSAS CITY	1-3	1.44	65	0	0	0	46	62.1	37	13	10	3	0	20	90	9	0	.170
2015	KANSAS CITY	3-2	3.83	48	0	0	0	32	44.2	39	20	19	2	0	26	49	7	0	.239
2016	Did Not Pitch - Injured																		
2017	COLORADO	3-6	3.61	61	0	0	0	*41	57.1	40	24	23	7	1	26	70	7	0	.193
2018	Palm Beach	0-0	4.50	2	1	0	0	0	2.0	2	1	1	0	0	0	2	0	0	.250
	ST. LOUIS	0-2	7.92	32	0	0	0	0	25.0	34	28	22	1	0	22	22	0	0	.312
	Memphis@	0-1	9.00	3	0	0	0	0	3.0	3	3	3	1	0	4	2	0	0	.250
	Springfield@	0-1	4.50	2	0	0	0	0	2.0	2	1	1	1	0	1	2	0	0	.250
	WASHINGTON	2-0	0.84	24	0	0	0	3	21.1	9	2	2	1	1	10	25	0	0	.130
2019	ARIZONA	1-2	4.54	40	0	0	0	17	35.2	25	18	18	5	0	24	41	6	0	.198
	Harrisburg	1-0	0.00	8	0	0	0	0	9.0	4	1	0	0	0	3	9	3	0	.129
Minor League Totals		20-15	3.42	155	10	0	0	25	268.2	221	114	102	15	3	123	288	27	1	.224
Major League Totals		24-22	2.96	466	0	0	0	206	459.0	342	166	151	30	3	207	588	43	1	.206

* - Led league; @ - Minor League injury rehab

CAREER TRANSACTIONS

- 2007 Selected by the Kansas City Royals in the 10th round of the First-Year Player Draft...signed by Steve Connolly
- 2012 Placed on the 15-day Injured List (left rib stress reaction), April 21...reinstated May 12
- 2015 Placed on the 15-day Injured List (right pectoral strain), April 18...reinstated May 6
Granted free agency, Dec. 2
- 2017 Signed by the Colorado Rockies as a Major League free agent, Jan. 28
Placed on the Paternity Leave List, July 26...reinstated July 29
- 2018 Signed by the St. Louis Cardinals as a Major League free agent, March 30
Placed on the 10-day Injured List (right hip impingement), May 26...reinstated June 19
Designated for assignment, July 27
- 2019 Signed by the Washington Nationals as a Major League free agent, Aug. 7
Signed by the Arizona Diamondbacks as a Major League free agent, Jan. 31
Designated for assignment, Aug. 7
- 2020 Signed by the Washington Nationals as a minor league free agent, Aug. 12
Signed by the Kansas City Royals as a minor league free agent, Jan. 28

ALL-STAR PITCHING

YEAR	Club	Site	W-L	ERA	G	GS	CG	SHO	SV	IP	H	R	ER	HR	HB	BB	SO
2013	AL	NYM	0-0	0.00	1	0	0	0	0	0.1	1	0	0	0	0	0	0
2014	AL	MIN	0-0	0.00	1	0	0	0	0	1.0	0	0	0	0	0	0	1
2017	NL	MIA	Did Not Pitch														
All-Star Totals			0-0	0.00	2	0	0	0	0	1.1	1	0	0	0	0	0	1

POSTSEASON PITCHING

YEAR	SERIES	Opponent	W-L	ERA	G	GS	CG	SHO	SV	IP	H	R	ER	HR	HB	BB	SO
2014	WC	OAK	0-0	0.00	1	0	0	0	0	1.0	0	0	0	0	0	3	1
	ALDS	LAA	0-0	0.00	3	0	0	0	2	3.0	0	0	0	0	0	0	6
	ALCS	BAL	0-0	2.25	4	0	0	0	4	4.0	3	1	1	1	0	2	3
	WS	SF	0-0	0.00	3	0	0	0	1	3.0	1	0	0	0	0	0	5
2017	WC	ARI	0-0	27.00	1	0	0	0	0	0.2	3	2	2	0	0	1	0
Wild Card Totals			0-0	10.80	2	0	0	0	0	1.2	3	2	2	0	0	4	1
Postseason Totals			0-0	2.31	12	0	0	0	7	11.2	7	3	3	0	0	6	15

SINGLE GAME BESTS

STRIKEOUTS

6 June 1, 2011 vs. LAA
 July 23, 2011 vs. TB
 4 (4x) Last: July 20, 2012 vs. MIN

INNINGS PITCHED

3.0 July 23, 2011 vs. TB
 2.2 (2x) Last: June 1, 2011 vs. LAA



KYLE ISBEL

#76 OUTFIELDER

BATS
LEFT

THROWS
LEFT

HEIGHT
5-11

WEIGHT
190

BORN: MARCH 3, 1997 | FONTANA, CALIF. | OD AGE: 23

SELECTED: THIRD ROUND, 2018 | MLB SERVICE: 0 DAYS

2019 SEASON

- Limited to just 52 games with Wilmington (A+) due to a hamstring injury...batted a combined .233/.296/.397 (51-for-219) with nine doubles, three triples, seven homers and 30 RBI between the Blue Rocks and a seven-game rehab assignment with Surprise (Rookie).
- Placed on the 7-day Injured List on April 18 and was reinstated on July 13, after a nine-day rehab assignment.
- In his first 13 games of the year, prior to the injury, hit .348 (16-for-46) with eight extra-base hits (.630 SLG) and nine runs scored...however, he hit just .176 (26-for-148) with seven extra-base hits in his final 39 contests, after returning from the IL.
- Matched a career-high with four hits (4-for-4) with a solo homer and three runs scored on Aug. 21 vs. Salem.
- Batted .229 (8-for-35) with a double, a homer and eight walks (.372 OBP) during Wilmington's postseason run to the Carolina League Championship...hit a solo homer to put the Blue Rocks on the board in the decisive Game 5 of the semifinals vs. Salem...also stole home in Game 1 of the championship series vs. Fayetteville.
- Named an Arizona Fall League "Rising Star", batting .315 (23-for-73) with four doubles, a triple, a homer and 16 RBI in 21 games with Surprise in the AFL.

HONORS AND AWARDS

2019 Arizona Fall League Rising Star

2018 MiLB.com Organization All-Star

CAREER HIGHLIGHTS

- Tabbed the No. 5 prospect in the Royals' minor league system according to *Baseball America* entering this season.
- 2018: Split his first professional season between Idaho Falls (Rookie) and Lexington (A), being named an Organization All-Star by MiLB.com.
- Between his two stops, batted .326 (86-for-264) with 22 doubles, two triples, seven homers, 32 RBI and 24 steals in 64 combined games...his batting average ranked second among Royals' farmhands (min. 250 AB), while he was 10th in steals among that group.
- With Lexington, slashed .382/.424/.564 (21-for-55) with four doubles and two homers against left-handed pitching.
- Collected four hits, including a double and two homers on July 16 (with Idaho Falls) vs. Missoula, also establishing a career-high with four RBI...he had four hits in two other games, July 6 vs. Orem and on Aug. 2 (with Lexington) at Lakewood.

MISC NOTES

- Full name is **Kyle Grant Isbel**...resides in Fontana, Calif., during the offseason.
- Graduated from Etiwanda High School (CA) in 2015, where he earned the school's Baseball Player of the Year honors as a senior.
- Attended the University of Nevada-Las Vegas, where he was named a Freshman All-American by Louisville Slugger as well as Mountain West Conference Freshman Player of the Year in 2016...also tabbed All-MWC first team as a junior (2018), after slashing .357/.441/.643 (85-for-238), leading the conference in batting average.
- Also earned All-Star honors in the Cape Cod League in 2017, playing for Yarmouth-Dennis.

CAREER BATTING

YEAR	CLUB	AVG	G	AB	R	H	2B	3B	HR	RBI	SAC	SF	HP	BB	SO	SB	CS	OBP	SLG	E
2018	Idaho Falls	.381	25	105	27	40	10	1	4	18	0	0	0	14	17	12	3	.454	.610	3
	Lexington	.289	39	159	30	46	12	1	3	14	0	1	2	12	43	12	3	.345	.434	2
2019	Wilmington	.216	52	194	26	42	7	3	5	23	1	1	3	15	44	8	3	.282	.361	1
	Surprise@	.360	7	25	9	9	2	0	2	7	0	0	0	2	5	3	1	.407	.680	0
Minor League Totals		.284	123	483	92	137	31	5	14	62	1	2	5	43	109	35	10	.347	.455	6

CAREER TRANSACTIONS

2018 Selected by the Kansas City Royals in the third round of the First-Year Player Draft...signed by Ken Munoz



JAKE KALISH

#74 LEFT-HANDED PITCHER

BATS
LEFT

THROWS
LEFT

HEIGHT
6-2

WEIGHT
215

BORN: JULY 9, 1991 | RED BANK, N.J. | OD AGE: 28

SELECTED: 32ND ROUND, 2015 | MLB SERVICE: 0 DAYS

2019 SEASON

- Opened the year with Northwest Arkansas (AA), but was promoted to Omaha (AAA) on April 18 and made his final 24 appearances of the season with the Storm Chasers...posted an 8-8 mark and a 4.86 ERA (69 ER in 127.2 IP) combined between his two stops.
- Pitched to a 3.33 ERA (28 ER in 75.2 IP) over his first 17 appearances of the year (4 starts), compared to a 2-4 mark and a 7.10 ERA (41 ER in 52.0 IP) in his final 10 (7 starts).
- Tossed 3.0 perfect frames in his season debut on April 4 (with Northwest Arkansas), earning the save in a 5-1 win vs.

Springfield...fanned seven of the nine hitters he faced.

- Also recorded 6.0 shutout innings in relief with Omaha on May 26, earning a 6-0 win over Oklahoma City...entered a scoreless game in the third and retired 18 of the 19 hitters he faced, including seven via strikeout.
- Worked 7.0 scoreless innings in a 1-0 triumph over Nashville on July 4...allowed four hits and two walks in his longest scoreless outing of the season and matching the longest of his career.

HONORS AND AWARDS

- Two-time MiLB.com Organization All-Star (2016, 2018)

CAREER HIGHLIGHTS

- 2018:** Split the season between Northwest Arkansas and Omaha, combining to go 8-8 with a 3.88 ERA (55 ER in 127.2 IP) with 21 walks and 124 strikeouts...opened the year with the Naturals and had two stints in Triple-A (May 28-June 13; June 26-end of the season).
- Named a MiLB.com Organization All-Star for the second time in his career (also 2016).
- His strikeout total led all Royals' minor league hurlers, while his ERA ranked fourth among qualifiers.
- For the year, went 7-7 with a 3.30 ERA (37 ER in 101.0 IP) in 18 combined starts, compared to a 1-1 mark and a 6.08 ERA (18 ER in 26.2 IP) in his 15 relief appearances.
- Tossed his first complete game shutout (7.0 IP) on July 2, blanking Nashville, 7-0...scattered seven hits and allowed one walk with four strikeouts for one of eight individual shutouts in the Pacific Coast League in 2018.
- Named PCL Pitcher of the Week on July 22, after tossing 7.0 scoreless innings in a 2-0 win at Nashville on July 18...

fanned nine batters and allowed just two hits and one walk in the start.

- Set a career high with 10 strikeouts at Sacramento on July 24, in a 6-2 victory.
- 2017:** Went 2-8 despite a 3.24 ERA (38 ER in 105.2 IP) in 31 appearances (12 starts) between Wilmington (A), Northwest Arkansas and Omaha...his ERA led all Royals' minor league pitchers.
- Posted a 2.64 ERA (19 ER in 64.2 IP) in his 12 starts, compared to a 4.17 ERA (19 ER in 41.0 IP) in 19 relief outings.
- 2016:** Named an Organization All-Star by MiLB.com, going 3-0 with three saves and a 2.45 ERA (13 ER in 47.2 IP) in 23 relief appearances between Lexington (A) and Wilmington.
- Held opponents to a .192 average overall (33-for-172), which included a .125 opponents' average (9-for-72) over his first 11 appearances (May 15-June 30) of the year.

MISC NOTES

- Full name is **Jacob Louis Kalish**...resides in Scottsdale, Ariz., with wife, Allison.
- Graduated from Red Bank Regional High School (N.J.).
- Attended George Mason University, where he hit .301 in 39 games as a senior...set career highs in at bats (136), runs (19), hits (41), RBI (25) and walks (19)...also started 13 games on the mound and pitched to a 3.44 ERA.

- Pitched for Team Israel in the 2017 World Baseball Classic, appearing in two games.
- Older brother, Ryan, was selected by the Boston Red Sox in the 2006 First-Year Player Draft and played in parts of two seasons with the Red Sox (2010, 2012) and in seven games with the Chicago Cubs in 2012.

CAREER TRANSACTIONS

- 2015 Selected by the Kansas City Royals in the 32nd round of the First-Year Player Draft...signed by Jim Farr

CAREER PITCHING

YEAR	CLUB	W-L	ERA	G	GS	CG	SHO	SV	IP	H	R	ER	HR	HB	BB	SO	WP	BK	AVG
2015	Arizona Royals	0-2	5.40	4	0	0	0	0	5.0	5	3	3	0	1	2	6	0	1	.278
	Burlington	3-1	2.20	10	1	0	0	1	28.2	20	9	7	1	1	3	31	2	0	.189
2016	Lexington	0-0	2.38	5	0	0	0	1	11.1	6	3	3	0	0	1	13	0	1	.158
	Wilmington	3-0	2.48	18	0	0	0	2	36.1	27	12	10	3	4	10	35	5	0	.201
2017	Wilmington	1-1	1.93	10	0	0	0	1	18.2	13	4	4	0	0	6	23	1	0	.191
	Northwest Arkansas	0-7	3.77	18	9	0	0	0	71.2	83	32	30	4	4	17	49	2	1	.293
	Omaha	1-0	2.35	3	3	0	0	0	15.1	18	4	4	1	0	5	16	2	0	.305
2018	Northwest Arkansas	2-2	5.12	16	4	0	0	0	38.2	46	28	22	6	0	8	39	1	1	.279
	Omaha	6-6	3.34	17	14	1	1	0	89.0	94	35	33	3	8	13	85	0	0	.272
2019	Northwest Arkansas	0-0	1.00	3	1	0	0	1	9.0	6	1	1	0	0	1	13	0	0	.176
	Omaha	8-8	5.16	24	10	0	0	1	118.2	131	77	68	26	5	25	89	3	0	.279
Minor League Totals		24-27	3.76	128	42	1	1	7	442.1	449	208	185	44	23	91	399	16	4	.261

DOUBLE DIGIT STRIKEOUT PERFORMANCES

Gms	Name	Best	Date	Opponent
21	Kevin Appier	13	5/25/94	vs. Texas
			9/15/95	at California
			8/29/96	at Detroit
9	Zack Greinke	15	8/25/09	vs. Cleveland
8	Mark Gubicza	14	8/27/88	vs. Minnesota
8	Bret Saberhagen	13	9/30/89	at Oakland
8	Tom Gordon	13	4/20/91	at New York
7	Dennis Leonard	13	7/8/77	vs. Oakland
			9/23/77	at California
6	Danny Duffy	16	8/1/16	at Tampa Bay
5	Steve Busby	13	7/10/73	at Milwaukee
5	Yordano Ventura	11	8/27/15	vs. Baltimore
			9/2/15	vs. Detroit
			10/3/15	at Minnesota
4	Bob Johnson	12	8/23/70	vs. Boston
4	James Shields	12	4/17/14	at Houston
3	Bill Butler	10	7/15/69	at California
			7/20/69	at Chicago
			9/5/69	at Seattle
3	David Cone	12	7/23/94	at Detroit
3	Luke Hochevar	13	7/25/09	vs. Texas
3	Ian Kennedy	11	6/26/16	vs. Houston
3	Gil Meche	11	6/10/09	at Cleveland
2	Danny Jackson	12	5/26/87	at Chicago
2	Nate Karns	12	5/13/17	vs. Baltimore
2	Charlie Leibrandt	11	7/31/88	at Baltimore
2	Paul Splittorff	10	9/5/72	at Texas
			9/16/73	at California
1	21 pitchers (Floyd Bannister, Bud Black, Nellie Briles, Wally Bunker, Dick Drago, Rich Gale, Jason Hammel, Luke Hudson, Jakob Junis, Brad Keller, Mark Littell, Jorge López, Mike Montgomery, Felipe Paulino, Odalis Perez, Pat Rapp, Blake Stein, Edinson Volquez, Jay Witasick, Ken Wright, Chris Young)			



JACKSON KOWAR

#37 🏆 RIGHT-HANDED PITCHER

BATS
RIGHT

THROWS
RIGHT

HEIGHT
6-5

WEIGHT
190

BORN: OCT. 4, 1996 | WEDDINGTON, N.C. | OD AGE: 23

SELECTED: FIRST ROUND (33RD OVERALL), 2018 | MLB SERVICE: 0 DAYS

2019 SEASON

- Split the season between Wilmington (A+) and Northwest Arkansas (AA), combining to go 7-10 with a 3.52 ERA (58 ER in 148.1 IP) in 26 starts.
- Among Royals' minor league pitchers, his 144 strikeouts ranked fourth, while he ranked seventh in WHIP (1.24) and eighth in ERA (min. 100 IP).
- Selected as a Carolina League midseason All-Star, pitching a scoreless fourth inning in the annual game.
- Promoted to Northwest Arkansas on June 22 and tossed 7.0 shutout innings vs. Frisco in his Double-A debut, taking a

no-decision in a 2-0 Nationals victory...scattered six hits and allowed two walks, with seven strikeouts.

- Pitched to a 1.91 ERA (6 ER in 28.1 IP) over his first five starts with Northwest Arkansas, but recorded just one victory in that stretch.
- Fanned a career-high nine hitters over just 5.0 innings his July 27 start vs. Amarillo, but suffered a 4-0 defeat.
- Entered the year as the No. 4 prospect in the organization according to MLB.com.

HONORS AND AWARDS

- 2019 Carolina League midseason All-Star

CAREER HIGHLIGHTS

- Entered the 2020 season ranked as the No. 3 prospect in the Royals' organization according to *Baseball America*.
- 2018: Made nine starts with Lexington (A) in his first professional campaign.
- Posted a 1.06 ERA (2 ER in 17.0 IP) and a .125 opponents' average (7-for-56) in his final five regular season starts.
- Tossed 5.0 shutout innings in Game 2 of the South Atlantic League Championship Series, a 5-2 victory.

MISC NOTES

- Full name is **Jackson Alexander Kowar**...resides in Gainesville, Fla., during the offseason.
- Graduated from Charlotte Christian High School (N.C.) in 2015.
- Attended the University of Florida...led the SEC in victories (12), winning his first 12 decisions, before dropping his final start to TCU in the College World Series semifinals...earned the save in Game 2 of the CWS finals vs. LSU to clinch the school's first national championship in baseball.
- In his junior year at Florida, went 10-5 with a 3.04 ERA (38 ER in 112.0 IP) and 115 strikeouts...fanned 13 hitters vs. Texas in a 6-1 victory at the College World Series, the most strikeouts in a CWS game since 2010 (Gerrit Cole and Trevor Bauer).

CAREER PITCHING

YEAR	CLUB	W-L	ERA	G	GS	CG	SHO	SV	IP	H	R	ER	HR	HB	BB	SO	WP	BK	AVG
2018	Lexington	0-1	3.42	9	9	0	0	0	26.1	19	10	10	2	0	12	22	4	0	.200
2019	Wilmington	5-3	3.53	13	13	0	0	0	74.0	68	33	29	4	10	22	66	5	0	.245
	Northwest Arkansas	2-7	3.51	13	13	0	0	0	74.1	73	32	29	8	2	21	78	5	0	.254
Minor League Totals		7-11	3.50	35	35	0	0	0	174.2	160	75	68	14	12	55	166	14	0	.243

CAREER TRANSACTIONS

- 2018 Selected by the Kansas City Royals in the first round (33rd overall) of the First-Year Player Draft...signed by Jim Buckley



KHALIL LEE

#24 🏆 OUTFIELDER

BATS
LEFTTHROWS
LEFTHEIGHT
5-10WEIGHT
215

BORN: JUNE 26, 1998 | NEWARD, DEL. | OD AGE: 21

SELECTED: THIRD ROUND, 2016 | MLB SERVICE: 0 DAYS

2019 SEASON

- Selected as the Northwest Arkansas (AA) Player of the Year, spending the entire season with the Naturals...slashed .264/.363/.372 (124-for-470) with 21 doubles, three triples, eight homers and 74 runs scored.
- Tabbed a Texas League midseason All-Star and an MiLB.com Organization All-Star.
- Ranked third among all minor league players with 53 stolen bases, which ranked second in the organization behind teammate Nick Heath (60)...marked the first time since 2010 that two Royals' minor leaguers recorded 50+ thefts in the same season (Carlos Garcia, Derrick Robinson).
- Also let the Texas League in walks (65) and ranked fifth in runs scored (74), sixth in on-base percentage and tied for eighth in hits.
- Had on-base streaks of 23 games (May 20-June 15) and 17 games (July 11-30) during the season...posted a .500 on-base percentage (17 walks) in 24 games during the month of June.
- Recorded multiple stolen bases in seven games, including a career-high three steals on Aug. 15 at Arkansas.
- Entered the season as the No. 2 prospect in the organization according to MLB.com.

HONORS AND AWARDS

- 2019 George Brett Hitter of the Year
- 2019 Northwest Arkansas Player of the Year
- Three-time MiLB.com Organization All-Star (2016-17, 2019)
- 2019 Texas League midseason All-Star
- 2018 Arizona Fall League Rising Star
- 2018 Carolina League midseason All-Star
- 2016 *Baseball America* Rookie All-Star

CAREER HIGHLIGHTS

- Entered the 2020 season ranked as the No. 7 prospect in the organization by *Baseball America*.
- 2018:** Ranked by *Baseball America* as the No. 2 prospect in the organization entering the year and dubbed the "Best Athlete".
- Split the campaign between Northwest Arkansas and Wilmington (A+), batting a combined .263 (91-for-346) with 18 doubles, four triples, six homers, 51 RBI and 16 steals...ranked tied for second in the organization with 59 walks, trailing only Nicky Lopez (60).
- Tabbed a Carolina League midseason All-Star, going 1-for-2 with a walk in the game.
- Played in 21 games for Surprise in the Arizona Fall League and was tabbed a "Rising Star".
- 2017:** Ranked by *Baseball America* as the No. 12 prospect in the organization entering the season.
- Named an Organization All-Star by MiLB.com for a second-straight season, spending the entire year with Lexington (A).
- Tied for second in the South Atlantic League in home runs and ranked third in walks.
- Earned SAL Player of the Week honors for the week ending Aug. 20, after batting .409 (9-for-22) with seven extra-base hits and seven RBI in five games.
- Recorded a career-high five RBI twice, April 28 vs. Hagerstown and Aug. 18 vs. Asheville...his game vs. Hagerstown included his first professional grand slam in the third inning.
- 2016:** In his first professional season, played in 49 games with Surprise (Rookie), earning Organization All-Star (MiLB.com) and Rookie All-Star (*Baseball America*) honors.
- Led the Arizona League in total bases (88) and runs scored (43), while he tied for first in triples (6), ranked second in walks (33) and on-base percentage (.396) and fifth in slugging pct. (.484).

MISC NOTES

- Full name is **Khalil Rashad Lee**...resides in Centreville, Va., during the offseason.
- Graduated from Flint High School (VA) in 2016, where he was named Virginia's Gatorade Player of the Year, after batting .471 with six homers at the plate, and a 7-0 record with a 0.33 ERA on the mound...tossed a 5.0-inning perfect game as a senior, where he struck out 13 of the 15 hitters he faced.
- Named a Perfect Game preseason All-American and a Louisville Slugger preseason High School All-American entering his senior year.
- Bypassed a scholarship from Liberty University (VA), when he signed with Kansas City.

CAREER TRANSACTIONS

2016 Selected by the Kansas City Royals in the third round of the First-Year Player Draft...signed by Jim Farr

CAREER BATTING

YEAR	CLUB	AVG	G	AB	R	H	2B	3B	HR	RBI	SAC	SF	HP	BB	SO	SB	CS	OBP	SLG	E
2016	Surprise	.269	49	182	*43	49	9	+6	6	29	0	1	6	33	57	8	4	.396	.484	4
2017	Lexington	.237	121	451	71	107	24	6	17	61	3	3	10	65	171	20	18	.344	.430	7
2018	Wilmington	.270	71	244	42	66	13	4	4	41	0	2	7	48	75	14	3	.402	.406	5
	Northwest Arkansas	.245	29	102	15	25	5	0	2	10	3	0	2	11	28	2	2	.330	.353	2
2019	Northwest Arkansas	.264	129	470	74	124	21	3	8	51	0	2	9	*65	154	*53	12	.363	.372	5
Minor League Totals		.256	399	1449	245	371	72	19	37	192	6	8	34	222	485	97	39	.366	.409	23

* - Led league; + - Tied for league lead

ROYALS MONTH-BY-MONTH RECORD

	1969	1970	1971	1972	1973	1974	1975	1976	1977	1978
April	9-10	7-12	11-11	6-8	13-8	8-11	11-9	5-7	11-8	14-5
May	12-15	12-15	12-11	7-16	14-15	17-11	16-11	20-10	10-15	11-14
June	10-18	7-19	15-12	18-9	15-15	12-14	14-14	19-10	17-12	13-17
July	11-18	12-19	14-16	15-16	18-10	14-14	15-14	17-12	18-8	20-8
August	10-17	13-16	18-12	14-14	14-12	18-13	16-12	17-14	20-11	13-16
September	15-15	14-15	15-14	15-13	14-14	8-20	19-11	12-16	25-5	20-10
October	2-0	0-1	-	1-2	-	0-2	-	0-3	1-1	1-0
Totals	69-93	65-97	85-76	76-78	88-74	77-85	91-71	90-72	102-60	92-70
	1979	1980	1981	1982	1983	1984	1985	1986	1987	1988
April	11-10	10-8	3-10	11-8	10-7	8-11	11-8	9-10	9-10	12-10
May	17-11	17-10	12-15	14-13	11-13	12-15	14-13	14-14	18-9	11-17
June	14-14	17-12	5-5	16-11	14-14	13-14	12-14	14-15	12-16	17-10
July	10-17	18-9	-	15-12	13-15	17-10	17-10	9-17	10-18	12-15
August	19-11	23-7	10-11	21-11	16-18	17-12	15-12	14-14	16-13	18-10
September	14-14	8-18	18-10	11-16	13-15	17-11	18-12	13-15	15-13	14-13
October	-	4-1	2-2	2-1	2-1	-	4-2	3-1	3-0	0-2
Totals	85-77	97-65	50-53	90-72	79-83	84-78	91-71	76-86	83-79	84-77
	1989	1990	1991	1992	1993	1994	1995	1996	1997	1998
March	-	-	-	-	-	-	-	-	-	1-0
April	16-8	6-12	8-11	3-17	9-14	9-11	2-2	9-18	11-12	11-15
May	14-13	14-14	13-14	14-14	16-9	16-13	14-13	15-12	12-16	9-17
June	14-12	11-16	12-15	15-12	13-15	15-13	15-10	10-17	13-13	15-13
July	13-14	17-12	16-10	13-14	16-12	18-10	10-18	14-13	8-19	12-15
August	21-8	17-12	18-11	14-14	15-14	6-4	17-13	14-15	11-18	16-13
September	14-14	10-18	14-15	12-16	13-13	-	12-17	13-11	12-16	8-16
October	0-1	0-2	1-4	1-3	2-1	-	0-1	-	-	-
Totals	92-70	75-86	82-80	72-90	84-78	64-51	70-74	75-86	67-94	72-89
	1999	2000	2001	2002	2003	2004	2005	2006	2007	2008
March	-	-	-	-	1-0	-	-	-	-	1-0
April	9-11	12-13	10-15	8-16	16-7	7-14	6-18	5-17	8-18	11-15
May	14-15	14-12	10-18	13-14	10-19	10-17	8-19	8-21	11-17	10-19
June	9-18	11-15	13-13	10-17	15-12	12-15	12-14	12-14	15-12	16-11
July	11-16	10-17	9-18	13-16	15-11	7-20	12-16	11-16	13-12	12-14
August	8-21	15-14	12-17	11-18	13-15	10-19	5-21	12-18	13-15	7-20
September	12-15	14-14	7-14	7-19	13-15	11-17	12-17	12-14	9-18	18-8
October	1-1	1-0	4-2	-	-	1-2	1-1	1-0	-	-
Totals	64-97	77-85	65-97	62-100	83-79	58-104	56-106	62-100	69-93	75-87
	2009	2010	2011	2012	2013	2014	2015	2016	2017	2018
March	-	-	0-1	-	-	0-1	-	-	-	0-2
April	12-10	9-14	14-12	6-15	14-10	14-11	15-7	12-11	7-16	7-19
May	11-17	12-17	10-17	15-13	8-20	12-17	14-12	17-11	15-14	13-15
June	10-16	13-14	9-18	14-13	16-11	17-10	15-11	13-14	17-9	5-21
July	7-19	10-15	13-14	7-19	15-10	12-13	17-11	7-19	16-10	8-16
August	10-19	12-16	10-19	17-11	16-15	19-10	19-9	20-9	10-18	10-18
September	15-13	10-17	15-10	12-17	16-10	15-11	11-17	12-15	15-14	15-13
October	0-3	1-2	-	1-2	-	-	4-0	0-2	0-1	-
Totals	65-97	67-95	71-91	72-90	86-76	89-73	95-67	81-81	80-82	58-104
	2019	Totals								
March	2-1	5-5								
April	7-19	482-589								
May	10-18	653-740								
June	10-17	672-696								
July	11-15	648-717								
August	8-19	728-719								
September	11-14	669-709								
October	-	44-47								
Totals	59-103	3901-4222								

Bold - denotes most wins in a month



DANIEL LYNCH

#82 🏆 LEFT-HANDED PITCHER

BATS
LEFTTHROWS
LEFTHEIGHT
6-6WEIGHT
205

BORN: NOV. 17, 1996 | NEWPORT NEWS, VA. | OD AGE: 23

SELECTED: FIRST ROUND (34TH OVERALL), 2018 | MLB SERVICE: 0 DAYS

2019 SEASON

- 🏆 Opened the year with Wilmington (A+), but missed two months of action with a left forearm strain (June 8-Aug. 13)...made five rehab starts with Surprise (Rookie) and Burlington (Rookie).
- 🏆 In 20 combined starts, went 6-2 with a 2.99 ERA (32 ER in 96.1 IP) and 96 strikeouts (8.97 K/9).
- 🏆 Named a Carolina League midseason All-Star, but did not pitch due to injury.
- 🏆 Tabbed Carolina League Pitcher of the Week on May 26, after making three-straight scoreless starts...his 22.0-inning scoreless streak stretched from May 8-25, before allowing a first-inning run to Fayetteville on June 1.
- 🏆 Went 3-1 with a 1.74 ERA (6 ER in 31.0 IP), five walks and 28 strikeouts in his five May starts.
- 🏆 Fanned a season-high nine hitters in his May 15 outing (7.0 IP) vs. Frederick, earning a 1-0 triumph...also matched that total in just 5.0 innings on Aug. 24 vs. Down East.
- 🏆 Suffered a pair of Game 1 setbacks in the Carolina League playoffs, including a 3-1 loss to Fayetteville in the championship series...surrendered two runs on four hits and four walks, with seven strikeouts in 5.0 innings.
- 🏆 Named a "Rising Star" in the Arizona Fall League, pitching for Surprise...went 1-1 with a 3.86 ERA (6 ER in 14.0 IP) and 19 strikeouts (12.21 K/9) in his four starts.
- 🏆 Entered the year as the No. 8 prospect according to MLB.com.

HONORS AND AWARDS

🏆 2019 Arizona Fall League Rising Star

🏆 2019 Carolina League midseason All-Star

CAREER HIGHLIGHTS

- 🏆 Tabbed the No. 2 prospect in the Royals' organization according to *Baseball America*, entering the 2020 season.
- 🏆 **2018:** Made a combined 12 starts at Burlington and Lexington (A) in his first professional season...went 5-1 with a 1.58 ERA (9 ER in 51.1 IP) and 61 strikeouts, compared to 8 walks (7.63 K/BB)...his ERA and 1.4 BB/9 were both second-best among KC farmhands (min. 50.0 IP).
- 🏆 Named Burlington Pitcher of the Month in June...pitching to a 2.84 ERA (2 ER in 6.1 IP) in his two starts.
- 🏆 Started Game 3 win over Lakewood in the South Atlantic League Championship Series, allowing two unearned runs over 4.0 innings.

MISC NOTES

- 🏆 Full name is **Daniel Aloysius Lynch**...resides in Richmond, Va., during the offseason.
- 🏆 Graduated from Douglas Freeman High School (VA) in 2015...named a Perfect Game Honorable Mention All-American following his senior year.
- 🏆 Attended the University of Virginia, going 4-4 with a 3.96 ERA (39 ER in 88.2 IP) and a 105 strikeouts as a junior in 2018.
- 🏆 Went 4-0 with a 2.07 ERA (7 ER in 30.1 IP) in six starts for the Orleans Firebirds of the Cape Cod League.

CAREER PITCHING

YEAR	CLUB	W-L	ERA	G	GS	CG	SHO	SV	IP	H	R	ER	HR	HB	BB	SO	WP	BK	AVG
2018	Burlington	0-0	1.59	3	3	0	0	0	11.1	9	3	2	0	1	2	14	0	0	.209
	Lexington	5-1	1.58	9	9	0	0	0	40.0	35	9	7	1	0	6	47	2	1	.243
2019	Wilmington	5-2	3.10	15	15	0	0	0	78.1	76	28	27	4	1	23	77	6	1	.252
	Surprise@	0-0	1.00	3	3	0	0	0	9.0	6	1	1	0	0	3	12	0	0	.200
	Burlington@	1-0	4.00	2	2	0	0	0	9.0	13	4	4	1	0	3	7	0	0	.361
Minor League Totals		11-3	2.50	32	32	0	0	0	147.2	139	45	41	6	2	37	157	8	2	.251

@ - Minor League injury rehab

CAREER TRANSACTIONS

2018 Selected by the Kansas City Royals in the first round (34th overall) in the First-Year Player Draft...signed by Jim Farr



ANDRES MACHADO

#59 🏆 RIGHT-HANDED PITCHER

BATS
RIGHT

THROWS
RIGHT

HEIGHT
6-0

WEIGHT
230

BORN: APRIL 22, 1993 | CARABOBO, VENEZUELA | OD AGE: 26

SIGNED: MINOR LEAGUE FREE AGENT, NOV. 20, 2019 | MLB SERVICE: 31 DAYS

2019 SEASON

- 🏆 Named Omaha (AAA) Pitcher of the Year, making a team-high 44 appearances, which ranked 19th in the Pacific Coast League.
- 🏆 Pitched to a 2.70 ERA (15 ER in 50.0 IP), going 1-2 with a save and a .211 opponents' average (39-for-185) in the first half of the season...compared to a 3.28 ERA (9 ER in 24.2 IP) in the second half.
- 🏆 Held leadoff men to a .172 average (11-for-64).
- 🏆 Collected victories on May 27 vs. Oklahoma City (6-5), July 31 at Tacoma (14-11) and Aug. 11 vs. Las Vegas (4-3 in 10 innings).
- 🏆 Recorded a season-high five strikeouts over 3.1 innings on May 9 vs. Round Rock.

HONORS AND AWARDS

- 🏆 2019 Omaha Pitcher of the Year

CAREER HIGHLIGHTS

- 🏆 **2018:** Opened the year at Omaha (AAA), but was sent to Northwest Arkansas (AA) on May 12 and finished the season with the Naturals...recalled by the Royals on July 28 to serve as the 26th man for the day-night doubleheader with the Yankees, but did not pitch in either game.
- 🏆 Posted a 2-1 record with nine saves in 10 opportunities and a 2.15 ERA (7 ER in 29.1 IP) out of the bullpen, compared to a 0-6 mark and a 7.38 ERA (44 ER in 53.2 IP) in his 12 starts.
- 🏆 Tied for sixth in the Texas League with his nine saves, eight of which came in a 12-appearance span (July 19-Aug. 25).
- 🏆 Did not allow an earned run (1 UER) over his last 16 appearances (July 17-end of season), spanning 18.0 innings...held the opposition to a .153 batting average (10-for-65) in that span.
- 🏆 **2017:** Selected from Omaha on Sept. 1 and made his Major League debut on Sept. 2 at Minnesota, allowing six runs on four hits in 0.2 innings.
- 🏆 Also tossed 3.0 innings of relief at Detroit on Sept. 5, allowing three runs on six hits.
- 🏆 Pitched at three minor league levels, going 8-9 with a 4.54 ERA (56 ER in 111.0 IP) in 29 appearances (16 starts) between Wilmington (A+), Northwest Arkansas and Omaha.
- 🏆 Tallied a career-high 14 strikeouts over 7.0 innings on July 1 vs. Salem (with Wilmington), in an 8-3 victory...also had 10 strikeouts in 6.2 innings in a 2-1 loss at Round Rock (with Omaha) on Aug. 22.
- 🏆 **2016:** Made 13 starts with Idaho Falls (Rookie), going 2-4 with a 3.99 ERA (26 ER in 58.2 IP) over the final three months of the season...didn't make his season debut until June 20 following recovery from Tommy John surgery.
- 🏆 Ranked third in the Pioneer League in strikeouts (64) and tied for sixth in starts (13).
- 🏆 Named the league's pitcher of the week on July 24, allowing one hit over 5.0 scoreless innings in a 7-0 triumph over Missoula...also tossed 6.0 scoreless frames, allowing one hit, but took a no-decision in a 2-1 Chukars win.
- 🏆 **2015:** Missed the entire 2015 season due to Tommy John surgery.
- 🏆 **2013:** Led the Appalachian League (Rookie) in losses (8), while pitching at Burlington

MISC NOTES

- 🏆 Full name is **Andres Eduardo Machado**...resides in Moron, Carabobo, Venezuela, with wife, Emanuela and children, Alhan and Emiliano.

CAREER TRANSACTIONS

- 2010 Signed by the Kansas City Royals as an International free agent, Nov. 17...signed by Richard Castro and Alberto Garcia
- 2018 Signed by the Kansas City Royals as a minor league free agent, Dec. 4
- 2019 Signed by the Kansas City Royals as a minor league free agent, Nov. 20

CAREER PITCHING

YEAR	CLUB	W-L	ERA	G	GS	CG	SHO	SV	IP	H	R	ER	HR	HB	BB	SO	WP	BK	AVG
2011	Dominican Royals	0-0	4.66	7	1	0	0	0	9.2	9	6	5	0	2	11	7	3	0	.250
2012	Dominican Royals	2-1	2.87	15	3	0	0	4	37.2	37	14	12	1	3	19	27	5	0	.270
2013	Burlington	0-8	8.34	12	11	0	0	0	45.1	75	46	42	7	6	17	21	3	0	.373
2014	Burlington	1-2	3.63	7	0	0	0	0	17.1	12	9	7	2	0	11	15	3	0	.182
2015		Did Not Pitch																	
2016	Idaho Falls	2-4	3.99	13	13	0	0	0	58.2	67	35	26	5	4	14	64	5	1	.283
2017	Wilmington	6-7	5.03	21	9	0	0	2	73.1	88	46	41	8	2	14	72	1	1	.292
	Omaha	2-2	3.63	7	7	0	0	0	34.2	30	17	14	6	2	17	38	0	0	.233
	Northwest Arkansas	0-0	3.00	1	0	0	0	0	3.0	2	1	1	0	1	2	1	0	0	.182
	KANSAS CITY	0-0	22.09	2	0	0	0	0	3.2	10	9	9	2	0	3	1	0	0	.476
2018	Omaha	0-4	9.72	7	6	0	0	0	25.0	41	33	27	4	1	16	25	4	0	.360
	Northwest Arkansas	2-3	3.72	30	6	0	0	9	58.0	60	31	24	5	7	22	47	3	2	.269
2019	Omaha	3-2	2.89	44	0	0	0	3	74.2	61	29	24	12	5	33	65	2	0	.218
Minor League Totals		18-33	4.59	164	56	0	0	18	437.1	482	267	223	50	33	176	382	29	4	.278
Major League Totals		0-0	22.09	2	0	0	0	0	3.2	10	9	9	2	0	3	1	0	0	.476

* - Led league

ALL-TIME RULE 5 SELECTIONS

Year	Player (Position)	Acquired from
1968	Fred Rico (OF)	BAL
	Hawk Taylor (C/OF)	CAL
1969	Ken Wright (RHP)	BOS
1971	Steve Hovley (OF)	OAK
1973	Tony Solaita (INF)	PIT
1979	Manny Castillo (INF)	STL
1980	Dave Wehrmeister (RHP)	NYN
	Jim Wright (RHP)	PHI
1982	Joe Simpson (OF/1B)	SEA
1983	Orlando Sanchez (C)	STL
1987	Luis Encarnacion (RHP)	CLE
1992	Billy Brewer (LHP)	MON
1994	Jon Nunnally (OF)	CLE
1995	Miguel Mejia (OF)	BAL&
1999	Damian Rolls (INF)	LAD^
2000	Endy Chavez (OF)	NYM
2001	Miguel Asencio (RHP)	PHI
2002	D.J. Carrasco (RHP)	PIT
	Ronnie Paulino (C)	PIT
2003	Jason Szuminski (RHP)	CHC%
2004	Andrew Sisco (RHP)	CHC
2005	Fabio Castro (LHP)	CWS\$
2006	Joakim Soria (RHP)	SD
2008	Jose Lugo (LHP)	MIN#
2009	Edgar Osuna (RHP)	ATL
2010	Nate Adcock (RHP)	PIT
2011	Cesar Cabral (LHP)	BOS@

Year	Player (Position)	Acquired from
2014	Jandel Gustave (RHP)	HOU!
2017	Brad Keller (RHP)	ARZ*
2017	Burch Smith (RHP)	TB**
2018	Sam McWilliams (RHP)	TB
2018	Chris Ellis (RHP)	STL##
2019	Stephen Woods Jr. (RHP)	TB

NOTE: Major League phase selections only

&-Acquired by St. Louis as part of a three-team trade that sent RHP Mike Remlinger to Kansas City

^ - Acquired by Tampa Bay to complete previous trade

% - Acquired by San Diego for OF Rich Thompson

\$ - Acquired by Texas for INF Esteban German

- Acquired by Seattle for cash considerations

@ - Acquired by New York Yankees for cash considerations

! - Acquired by Kansas City from Boston after being selected from Houston

* - Acquired by Kansas City from Cincinnati, after being selected with the No. 5 pick

** - Acquired by Kansas City from the New York Mets, after being selected with the No. 6 pick

- Acquired by Kansas City from Texas, after being selected with the No. 7 pick



YUNIOR MARTE

#80 RIGHT-HANDED PITCHER

BATS
RIGHTTHROWS
RIGHTHEIGHT
6-2WEIGHT
200

BORN: FEB. 2, 1995 | SANTO DOMINGO NORTE, D.R. | OD AGE: 25

SIGNED: INTERNATIONAL FREE AGENT, JULY 19, 2012 | MLB SERVICE: 0 DAYS

2019 SEASON

- Split the season between Northwest Arkansas (AA) and Omaha (AAA), combining to go 3-3 with two saves, a 3.58 ERA (24 ER in 60.1 IP) and 72 strikeouts (10.74 K/9) in 46 appearances.
- Opened the year with Northwest Arkansas, pitching to a 1.59 ERA (6 ER in 34.0 IP), before being promoted to Omaha on June 27...his last 12 appearances with the Naturals were scoreless, while he held the opposition to a .169 average (13-for-77) from May 1 to the time of his promotion.
- Recorded all three of his wins with Northwest Arkansas: May

31 at Springfield (7-4), June 19 vs. Amarillo (10-5) and June 22 vs. Frisco (2-0).

- Surrendered 17 earned runs in his first 15 appearances with Omaha (8.20 ERA), before allowing one earned run over his final eight outings of the season (0.93 ERA), from Aug. 10 on.
- Collected a season-high four strikeouts in 1.2 innings of work on Aug. 2 at Reno.
- Made 14 appearances between the Dominican and Puerto Rican Winter Leagues, pitching for Gigantes del Cibao (Dominican) and Criollos de Caguas (P.R.).

HONORS AND AWARDS

- 2017 Carolina League midseason All-Star

CAREER HIGHLIGHTS

- 2018:** Spent the year with Northwest Arkansas, making 43 appearances...ranked second among Texas League relievers in opponents' average (.225) and K/9 (8.96), third in appearances and fourth in BB/9 (2.91).
- Pitched to a 2.17 ERA (12 ER in 49.2 IP) and held the opposition to a .217 average (41-for-189) from June 1 to the end of the season, spanning his final 27 appearances.
- 2017:** Split the year between Wilmington (A+) and Northwest Arkansas, making a combined 37 appearances, including one start.
- Named a midseason All-Star in the Carolina League, recording a 1-2-3 fifth inning in the annual game in Salem, Va.

- Had a 61.0-inning homerless streak (28 appearances) dating back to 2016 snapped on July 18 at Springfield, allowing a two-run shot to Bruce Caldwell.
- 2016:** Ranked fifth among South Atlantic League relievers with a .225 opponents' average, making 26 appearances (7 starts) with Wilmington (A).
- Recorded 103 strikeouts, which tied for 12th among Royals minor league pitchers.
- 2013:** Tabbed Dominican Royals Pitcher of the Year, going 4-3 with a 1.71 ERA (9 ER in 47.1 IP) in his first professional season.

MISC NOTES

- Yunior Marte resides in Santo Domingo Norte, Dominican Republic during the offseason.

CAREER PITCHING

YEAR	CLUB	W-L	ERA	G	GS	CG	SHO	SV	IP	H	R	ER	HR	HB	BB	SO	WP	BK	AVG
2013	Dominican Royals	4-3	1.71	11	8	0	0	2	47.1	39	15	9	0	4	9	36	9	0	.229
2014	Burlington	4-3	3.44	11	9	0	0	1	52.1	45	23	20	3	8	19	40	6	0	.233
2015	Lexington	4-5	6.44	18	11	0	0	0	65.2	80	59	47	4	12	38	60	14	1	.302
2016	Lexington	6-8	4.21	26	7	0	0	1	107.0	94	54	50	9	10	55	103	19	3	.239
2017	Wilmington	3-2	2.23	20	1	0	0	4	36.1	25	9	9	0	2	20	42	4	0	.203
	Northwest Arkansas	1-2	5.75	17	0	0	0	1	36.0	33	23	23	5	3	27	38	4	0	.246
2018	Northwest Arkansas	4-4	2.91	43	0	0	0	2	80.1	69	33	26	7	5	29	80	3	2	.225
2019	Northwest Arkansas	3-3	1.59	23	0	0	0	1	34.0	22	8	6	1	0	13	35	4	0	.183
	Omaha	0-0	6.15	23	0	0	0	1	26.1	32	22	18	4	1	14	37	4	1	.291
Minor League Totals		29-30	3.86	192	36	0	0	13	485.1	439	246	208	33	45	224	471	67	7	.242

CAREER TRANSACTIONS

- 2012 Signed by the Kansas City Royals as an International free agent, July 19...signed by Edis Perez



ERICK MEJIA

#26 INFIELDER/OUTFIELDER

BATS
SWITCH

THROWS
RIGHT

HEIGHT
5-11

WEIGHT
190

BORN: NOV. 9, 1994 | VILLA MELLA, D.R. | OD AGE: 25

SIGNED: MINOR LEAGUE FREE AGENT, DEC. 17, 2019 | MLB SERVICE: 27 DAYS

2019 SEASON

- Selected from Omaha on Sept. 3, and made his Major League debut on Sept. 5 vs. Detroit...played in nine games with the Royals, batting .227 (5-for-22) with a double, four RBI and three runs scored.
- Recorded his first hit on Sept. 15 vs. Houston, with an RBI infield single off Framber Valdez...collected RBI in four of his last seven games.
- Named the Omaha (AAA) Player of the Year, leading the club in batting average, runs, hits, total bases (189), doubles and RBI...also ranked tied for fourth in the Pacific Coast League in games played and ninth in at-bats.
- Tabbed an Organization All-Star by MiLB.com for the first time in his career.
- Appeared in games with Omaha at five different positions: second base (31), third base (21), shortstop (35), center field (29) and right field (8).
- Clubbed his first professional grand slam on July 31 at Tacoma, collecting a career high five RBI...he and Jorge Bonifacio both hit slams in the 14-11 Storm Chasers win, marking the first time Omaha hit two slams in a game since Aug. 29, 2004 (Jarrod Patterson and Dee Brown).

HONORS AND AWARDS

- First MLB hit: Sept. 15, 2019 vs. Houston, single off Framber Valdez 2019 Omaha Player of the Year
- 2019 Omaha Player of the Year
- 2019 MiLB.com Organization All-Star
- 2018 Texas League midseason All-Star
- 2016 California League postseason All-Star

CAREER HIGHLIGHTS

- 2018:** Prior to the season, acquired by the Royals from the Los Angeles Dodgers, along with RHP Trevor Oaks as part of a three-team deal that also included the Chicago White Sox on Jan. 4.
- Spent the whole year at Northwest Arkansas (AA), playing in a career high 136 games, which led the Texas League...also led the league in at-bats (540), and ranked second in runs scored (79), third in steals (34), tied for third in triples (7) and tied for sixth in hits (142).
- Named a Texas League midseason All-Star, starting the annual game at second base for the North Division.
- His 79 runs scored were tied with Nick Pratto (Wilmington) for the most among Royals minor league players, while his hit total ranked fourth.
- Appeared in games at second base (63), shortstop (59) and center field (14), his first time playing the outfield in his professional career.
- Matched career highs with four hits, two homers and four RBI on May 13 vs. Tulsa...it was his third career multi-homer contest and his first game with four hits since Aug. 7, 2016 with Rancho Cucamonga (A+).
- 2017:** Split the season between Rancho Cucamonga and Tulsa (AA), while also appearing in one game at Oklahoma City (AAA) in the Dodgers' system...played in 127 games, marking starts at shortstop (46), third base (39) and second base (30).
- Ranked third in the Texas League with 25 stolen bases in 29 attempts (86.2 percent)...his 28 thefts overall were third-most among Dodgers' minor league players.
- Named Texas League Player of the Week on July 30...batted .440 (11-for-25) with two doubles, four homers and seven RBI during the week of July 24-30.
- Recorded the first two multi-homer games of his career three days apart, July 27 and July 30 vs. Arkansas...established a career-best with four RBI in the July 27 contest.
- 2016:** Played in 124 games at Rancho Cucamonga, making 110 starts at shortstop and 13 at second base.
- Named a California League postseason All-Star, batting .317/.375/.422 (85-for-268) after the break...tied for the league lead in triples (12), while ranking fifth in hits (146), eighth in runs scored (78) and tied for 10th in steals (24).
- Acquired by the Dodgers from Seattle on Jan. 12, in exchange for RHP Joe Wieland.
- 2015:** Limited to just 51 games in 2015 due to injury...played in 36 games for Everett (Rookie), going 18-for-18 in stolen bases, which tied for 10th in the Northwest League.
- Earned the league's Player of the Week honors on Aug. 3...hit .416 (10-for-24) with two doubles, a triple and five runs scored the week of July 28-Aug. 3.

MISC NOTES

- Full name is **Erick Augusto Mejia**...resides in Villa Mella in the Dominican Republic during the offseason.

CAREER BATTING

YEAR	CLUB	AVG	G	AB	R	H	2B	3B	HR	RBI	SAC	SF	HP	BB	SO	SB	CS	OBP	SLG	E
2012	Dominican Mariners	.182	13	44	9	8	2	2	0	8	0	0	0	8	7	3	2	.308	.318	11
2013	Dominican Mariners	.261	24	88	16	23	3	1	0	3	1	1	1	14	10	11	7	.365	.318	8
	Arizona Mariners	.360	7	25	4	9	2	0	0	2	2	0	0	2	5	2	0	.407	.440	0
2014	Arizona Mariners	.283	38	127	23	36	3	6	1	13	3	1	0	16	25	13	2	.361	.425	6
2015	Clinton	.269	6	26	5	7	0	1	0	3	1	0	0	0	4	0	0	.269	.346	4
	Arizona Mariners@	.417	5	12	4	5	1	0	0	2	1	0	0	1	2	2	1	.462	.500	0
	Tacoma	.000	4	5	1	0	0	0	0	0	0	0	0	0	3	0	0	.000	.000	0
	Everett	.282	36	131	24	37	5	1	0	11	2	0	0	16	22	18	0	.361	.336	7
2016	Rancho Cucamonga	.287	124	509	78	146	18	12	4	47	4	1	1	43	110	24	15	.343	.393	41
2017	Rancho Cucamonga	.230	24	87	14	20	4	1	1	11	1	1	0	8	19	3	0	.292	.333	4
	Tulsa	.289	102	356	61	103	17	3	7	30	5	3	2	37	78	25	4	.357	.413	21
	Oklahoma City	.000	1	0	0	0	0	0	0	0	0	0	0	0	0	0	0	-	-	0
2018	Northwest Arkansas	.263	*136	*540	79	142	27	7	5	59	14	3	2	43	98	34	17	.318	.367	24
2019	Omaha	.271	128	495	83	134	22	6	7	63	5	3	3	50	103	19	6	.339	.382	15
	KANSAS CITY	.227	9	22	3	5	1	0	0	4	0	1	0	4	7	0	0	.333	.273	0
Minor League Totals		.274	648	2445	401	670	104	40	25	252	39	13	9	238	486	154	54	.339	.380	141
Major League Totals		.227	9	22	3	5	1	0	0	4	0	1	0	4	7	0	0	.333	.273	0

* - Led league; + - Tied for league lead; @ - Minor League injury rehab

CAREER TRANSACTIONS

- 2012 Signed by the Seattle Mariners as an International free agent, June 30
- 2016 Acquired by the Los Angeles Dodgers for RHP Joe Wieland, Jan. 12
- 2018 Acquired by the Kansas City Royals along with RHP Trevor Oaks as part of a three-team deal, Jan 4...the Royals sent LHP Scott Alexander, RHP Joakim Soria and cash to the Dodgers; the Dodgers sent Soria, LHP Luis Avilan and cash to the Chicago White Sox for INF Jake Peter
- 2019 Signed by the Kansas City Royals as a minor league free agent, Dec. 17

CAREER FIELDING

Position	Pct.	G	TC	PO	A	E	DP
Second Base	1.000	1	3	1	2	0	0
Shortstop	1.000	1	1	1	0	0	0
Outfield	1.000	7	22	22	0	0	0

LAST TRADE BY CLUB

Trades	Team	Last Trade	Players Acquired	Players Traded
13	Angels	04-04-18	Cash	Miguel Almonte
6	Astros	07-31-13	Justin Maxwell	Kyle Smith
15	Athletics	07-27-19	Dairon Blanco, Ismael Aquino	Jake Diekman
10	Blue Jays	03-21-18	Cash	Sam Gaviglio
13	Braves	08-31-15	Jonny Gomes	Luis Valenzuela
12	Brewers	07-27-18	Jorge López, Brett Phillips	Mike Moustakas
6	Cardinals	12-01-15	Tony Cruz	Jose Martinez
7	Cubs	07-15-19	Mike Montgomery	Martin Maldonado
6	Diamondbacks	06-22-19	Cash	Ben Lively
7	Dodgers	01-04-18	Erick Mejia, Trevor Oaks	Scott Alexander, Joakim Soria
9	Giants	11-07-11	Jonathan Sanchez, Ryan Verdugo	Melky Cabrera
5	Indians	08-25-03	Brian Anderson (Matt White)	Trey Dyson, Kieran Mattison
9	Mariners	01-06-17	Nate Karns	Jarrod Dyson
7	Marlins	11-28-14	Brian Flynn, Reid Redman	Aaron Crow
19	Mets	12-14-17	Burch Smith	Cash/Future Considerations
8	Nationals/Expos	07-22-18	Brian Goodwin	Jacob Condra-Bogan
10	Orioles	12-02-15	Cash	Francisco Pena
8	Padres	07-24-17	Ryan Buchter, Trevor Cahill, Brandon Maurer	Matt Strahm, Travis Wood
4	Phillies	06-05-01	Paul Byrd	Esteury Ruiz
1	Pilots	04-01-69	Lou Piniella	Jose Santiago
16	Pirates	07-29-15	Cash	Steve Whitaker, John Gelnar
10	Rangers	12-13-18	Chris Ellis	Joe Blanton
5	Rays	12-09-12	James Shields, Wade Davis, Elliot Johnson	Cash/Future Considerations
10	Red Sox	12-11-14	Jandel Gustave	Wil Myers, Mike Montgomery
15	Reds	12-14-17	Brad Keller	Jake Odorizzi, Patrick Leonard
7	Rockies	08-31-18	Jerry Vasto	Cash
7	Tigers	07-20-11	Antonio Cruz, Julio Rodriguez	Cash/Future Considerations
2	Twins	08-11-14	Josh Willingham	Drew Butera
7	White Sox	07-30-17	Melky Cabrera	Wilson Betemit
9	Yankees	12-23-19	Chance Adams	Jason Adam
				Andre Davis, A.J. Puckett
				Cristian Perez

Major League Trades Only



MJ MELENDEZ

#70 CATCHER

BATS
LEFT

THROWS
RIGHT

HEIGHT
6-1

WEIGHT
190

BORN: NOV. 29, 1998 | DAYTONA BEACH, FLA. | OD AGE: 21

SELECTED: SECOND ROUND, 2017 | MLB SERVICE: 0 DAYS

2019 SEASON

- Spent the entire season with Wilmington (A+), playing in 110 games, which ranked third among Carolina League catchers.
- Named a Carolina League midseason All-Star, entering the game as a reserve.
- Threw out 36-of-60 would-be basestealers (60.0 percent)... his caught stealing total ranked fourth in the Carolina League,

- while he was the only catcher in the league to throw out better than 50 percent (min. 10 attempts).
- Hit his second professional grand slam on June 3 at Myrtle Beach, a go-ahead blast in the fifth inning of a 9-5 triumph.
- Entered the season at the club's No. 5 prospect, according to MLB.com Pipeline and No. 6, according to *Baseball America*.

HONORS AND AWARDS

- 2019 Frank White Defensive Player of the Year
- 2019 Carolina League midseason All-Star
- 2018 Mike Sweeney Award

- 2018 MiLB.com Organization All-Star
- 2018 South Atlantic League midseason All-Star

CAREER HIGHLIGHTS

- 2018:** Played the full season with Lexington (A), earning co-Player of the Year honors with Seuly Matias...also named a MiLB.com Organization All-Star and a South Atlantic League mid-season All-Star.
- Starting catcher for the South Division in the SAL All-Star Game, going 1-for-2 with a run scored.
- Ranked third in the league in triples (9), fourth in RBI (73), fifth in homers (19), total bases (206) and slugging (.492) and seventh in OPS (.814).
- Named SAL Player of the Week on May 20, after going 10-for-24 (.417) with a double, a triple, four homers and eight RBI over six games in the previous week.
- Collected 42 of his 54 extra-base hits against right-handed pitching, slugging .523.

- Recorded his first two career multi-homer games on May 18 at West Virginia and on Aug. 28 vs. Augusta...in the May 18 game, he also established a career high with 10 total bases, collecting a double and two homers, going 3-for-5.
- Drove in a career-high six runs on May 21 vs. Rome, which included a three-run homer and a pair of RBI doubles.
- Entered the season as the No. 6 prospect in the Royals' minor league system, according to *Baseball America*.
- 2017:** Rated as the 13th-best prospect in the Arizona League by *Baseball America*, while playing for Surprise (Rookie).
- Batted .262/.374/.417 (44-for-168) with eight doubles, three triples and four homers...reached safely in 41 of his 47 games, while he led Surprise in on-base percentage (min. 100 plate appearances), tied for the team lead in homers and ranked second in RBI.

MISC NOTES

- Mervyl S. Melendez, Jr., resides in Miami, Fla., during the offseason.
- Graduated from Westminster Christian High School (Fla.), after transferring from his Alabama high school to play closer to his father, Mervyl, Sr., who is the head coach at Florida

- International University...batted .391 with eight home runs and 29 RBI as a senior.
- Ranked as the third-best catcher in the 2017 First-Year Player Draft, according to MLB.com.

CAREER BATTING

YEAR	CLUB	AVG	G	AB	R	H	2B	3B	HR	RBI	SAC	SF	HP	BB	SO	SB	CS	OBP	SLG	E
2017	Surprise	.262	47	168	25	44	8	3	4	30	0	0	4	26	60	4	2	.374	.417	4
2018	Lexington	.251	111	419	52	105	26	9	19	73	0	6	4	43	143	4	6	.322	.492	13
2019	Wilmington	.163	110	363	34	59	23	2	9	54	3	4	5	44	165	7	5	.260	.311	6
Minor League Totals		.219	268	950	111	208	57	14	32	157	3	10	13	113	368	15	13	.308	.409	23

CAREER TRANSACTIONS

- 2017 Selected by the Kansas City Royals in the second round of the First-Year Player Draft...signed by Alex Mesta



KEVIN MERRELL

#79 INFIELDER

BATS
LEFTTHROWS
RIGHTHEIGHT
6-1WEIGHT
190

BORN: DEC. 14, 1995 | ODESSA, FLA. | OD AGE: 24

ACQUIRED: TRADE WITH OAKLAND, JULY 14, 2019 | MLB SERVICE: 0 DAYS

2019 SEASON

- Acquired by Kansas City on July 14 in the trade that sent RHP Homer Bailey to Oakland.
- In 124 games combined between Midland (AA) and Northwest Arkansas (AA), batted .242 (110-for-455) with 18 doubles, eight triples, two homers and 51 runs scored.
- His eight triples tied for third in the Texas League, while his 22 stolen bases also ranked eighth.
- Made 116 starts at shortstop, posting a .971 fielding

percentage (14 errors in 477 chances)...turned 72 double plays, which were the most among Double-A shortstops.

- In 24 games during the month of June (with Midland), batted .300 (27-for-90) with two doubles, three triples and 13 runs scored.
- Batted .314 (11-for-35) with runners in scoring position as a member of the Naturals, while he hit .280 (35-for-125) with RISP overall.

HONORS AND AWARDS

- 2018 California League midseason All-Star

CAREER HIGHLIGHTS

- 2018:** Spent a majority of the season with Stockton (A+), appearing in 62 games...placed on the Injured List on July 3 with a left elbow injury and missed the remainder of the Ports' season...played in four games with the Arizona League A's (Rookie) and five with Vermont (A) as part of a rehab assignment.
- Named a midseason All-Star in the California League, but did not appear in the game.
- Tied for eighth in the Oakland organization in triples (6).
- All 58 of his starts with Stockton came at shortstop as he posted a .951 fielding percentage (11 errors in 224 chances)

and turned 30 double plays.

- Collected a career-high four hits on two occasions: April 16 at Modesto and May 11 at Inland Empire...in his April 16 game, finished a home run away from hitting for the cycle, collecting two singles, a double and a triple.
- 2017:** In his first professional season, played in 31 games with Vermont.
- Did not qualify for the batting title, but his .320 average (40-for-125) ranked second in the New York-Penn League (min. 100 at-bats).

MISC NOTES

- Full name is **Kevin Custer Merrell**...resides in Odessa, Fla., during the offseason, with wife, Tinsley.
- Graduated from Steinbrenner High School in Lutz, Fla., in 2014.

- Attended the University of South Florida...named a Freshman All-American in 2015, and a second-team All-American by the NCBWA in 2017.

CAREER BATTING

YEAR	CLUB	AVG	G	AB	R	H	2B	3B	HR	RBI	SAC	SF	HP	BB	SO	SB	CS	OBP	SLG	E
2017	Vermont	.320	31	125	27	40	5	1	2	9	2	3	1	9	22	10	3	.362	.424	8
2018	Stockton	.267	62	270	38	72	10	3	0	24	4	0	1	15	66	5	4	.308	.326	11
	Arizona A's	.600	4	10	3	6	0	2	0	1	0	0	0	1	1	2	1	.636	1.000	0
	Vermont	.500	5	16	4	8	0	1	0	0	0	0	0	3	3	0	0	.579	.625	2
2019	Midland	.246	82	289	37	71	13	4	2	34	3	5	3	18	67	13	4	.292	.339	10
	Northwest Arkansas	.235	42	166	14	39	5	4	0	13	0	0	1	9	38	9	2	.278	.313	4
Minor League Totals		.269	226	876	123	236	33	15	4	81	9	8	6	55	197	39	14	.314	.355	35

CAREER TRANSACTIONS

- 2017 Selected by the Oakland Athletics in the Competitive Balance Round (33rd overall) of the First-Year Player Draft
- 2019 Acquired by the Kansas City Royals for RHP Homer Bailey, July 14



MATT REYNOLDS

#19 INFIELDER

BATS
RIGHT

THROWS
RIGHT

HEIGHT
6-1

WEIGHT
205

BORN: DEC. 3, 1990 | TULSA, OKLA. | OD AGE: 29

SIGNED: MINOR LEAGUE FREE AGENT, NOV. 16, 2019 | MLB SERVICE: 1 YEAR, 71 DAYS

2019 SEASON

- Spent the entire year with Fresno (AAA), in the Washington Nationals' organization, appearing in 111 games...ranked 10th in the Pacific Coast League in walks (64) and on-base percentage (.401).
- Named an Organization All-Star by MiLB.com for the second time in his career.
- Played seven different positions during the year, appearing in games at pitcher (2), second base (30), third base (3), shortstop (35), left field (8), center field (26) and right field (11).
- His pitching appearances, May 31 vs. Salt Lake and June 23 at Salt Lake, were the first two of his professional career...did

not allow a run in his first appearance, before being touched up for two runs on three hits in his second outing.

- Batted .354/.446/.671 (28-for-79) with six doubles, two triples, five homers and 13 RBI during the month of June...that included a season-best nine-game hitting streak (June 14-24), in which he batted .531 (17-for-32) with four doubles, four homers and nine RBI.
- Established a career-high with five hits on June 23 at Salt Lake, going 5-for-6 with two doubles and a solo homer...his 10 total bases in the game also set a career-best.

HONORS AND AWARDS

- First MLB home run: June 22, 2016 vs. Kansas City, solo shot off Joakim Soria
- First MLB hit: May 25, 2016 at Washington, single off Tanner Roark
- Two-time MiLB.com Organization All-Star (2014, 2019)
- 2015 Pacific Coast League midseason All-Star
- 2014 Arizona Fall League Rising Star

CAREER HIGHLIGHTS

- Signed by the Royals as a minor league free agent on November 16, 2019.
- 2018:** Acquired by the Nationals on Feb. 12, from the Mets for cash considerations.
- Had two stints with Washington, April 7-23 and July 26-31...made 11 appearances off the bench and one start at third base.
- Batted .270 (85-for-315) with four homers and 42 walks (.361 OBP) combined between Syracuse (AAA) and Auburn (A)...tied for third in the International League with a team-high 31 doubles and also led the club in slugging percentage (.424).
- 2017:** Had four stints in the big leagues with the New York Mets, playing in a career-high 68 games and setting career bests in runs scored (12), hits (26), triples (2) and walks (14).
- Appeared in games at third base (23), shortstop (10), second base (8), left field (7), first base (3) and right field (1).
- Also played in 33 games for Las Vegas (AAA), batting .320/.396/.484 (41-for-128) with nine doubles, four homers and 27 runs scored.
- In 13 games with the 51s in August, he batted .346 (18-for-52) with five doubles, four RBI, 10 runs scored and a .433 on-base percentage.
- 2016:** Opened the year with Las Vegas, but had four stints with the Mets, including making his Major League debut on May 17 vs. Washington.
- Recorded his first big league hit on May 25 at Nationals Park, with a single off Tanner Roark.
- Collected his first multi-hit and multi-RBI game on June 15 vs. Pittsburgh, going 3-for-5 with two doubles and two RBI in the Mets' 11-2 victory.
- Named the Mets' No. 9 prospect according to *Baseball America* following the season.
- 2015:** Appeared in 115 games with Las Vegas...led the team in triples (5) and runs scored (70), while tying for the team lead in doubles (32).
- Named a midseason All-Star in the Pacific Coast League, but did not appear in the game due to injury.
- Added to the Mets' playoff roster during the NLDS vs. Los Angeles, after Ruben Tejada went down with an injury...also on the playoff roster for the NLCS vs. the Cubs, but did not play in either series.
- 2014:** Split the year between Binghamton (AA) and Las Vegas...hit a combined .343/.405/.454 (164-for-478) with 21 doubles, seven triples, six homers and 87 runs scored in a 126 games.
- Named an Organization All-Star by MiLB.com...also tabbed Pacific Coast League Player of the Week (Aug. 4), after batting .448 (13-for-29) with two doubles, a homer, five RBI and five runs scored during the week.
- Played in 21 games for Scottsdale in the Arizona Fall League and was named a "Rising Star".
- 2013:** In his first full season, played in 117 games for Port St. Lucie (A)...tied for fifth in the Florida State League with six triples.

MISC NOTES

- Full name is **Matthew William Reynolds**...resides in Prosper, Texas during the offseason with his wife, Samantha.
- Graduated from Bishop Kelley High School in Tulsa, Okla., in 2009.

- Attended the University of Arkansas...named a first-team All-American (Collegiate Baseball and Perfect Game) as well as first-team All-SEC and SEC All-Defensive Team in 2012, helping the Razorbacks reach the College World Series.

CAREER BATTING

YEAR	CLUB	AVG	G	AB	R	H	2B	3B	HR	RBI	SAC	SF	HP	BB	SO	SB	CS	OBP	SLG	E
2012	Savannah	.259	42	158	18	41	8	0	3	13	0	2	7	12	26	5	1	.335	.367	7
2013	St. Lucie	.226	117	433	59	98	21	6	5	49	1	5	13	36	80	9	2	.302	.337	20
	Binghamton	.000	1	3	0	0	0	0	0	0	0	0	0	0	0	0	0	.000	.000	1
2014	Binghamton	.355	58	211	33	75	5	3	1	21	0	2	0	29	41	6	3	.430	.422	0
	Las Vegas	.333	68	267	54	89	16	4	5	40	2	6	5	21	60	14	4	.385	.479	1
2015	Las Vegas	.267	115	445	70	119	32	5	6	65	1	7	5	32	92	13	4	.319	.402	12
	Gulf Coast Mets@	.400	3	5	1	2	0	0	0	1	0	0	0	1	1	0	0	.500	.400	0
2016	Las Vegas	.264	71	269	43	71	15	2	2	24	1	0	3	26	64	9	2	.336	.357	9
	NEW YORK-NL	.225	47	89	11	20	8	0	3	13	2	0	1	4	34	0	1	.266	.416	2
2017	Las Vegas	.320	33	128	27	41	9	0	4	14	0	0	0	16	30	2	2	.396	.484	7
	NEW YORK-NL	.230	68	113	12	26	1	2	1	5	1	0	2	14	37	0	1	.326	.301	1
2018	WASHINGTON	.154	12	13	1	2	0	0	0	1	0	0	0	1	4	0	0	.214	.154	0
	Syracuse	.265	86	309	55	82	31	3	4	29	0	2	4	40	75	2	1	.355	.424	6
	Auburn@	.500	2	6	1	3	0	0	0	0	0	0	0	2	1	0	0	.625	.500	0
2019	Fresno	.295	111	376	65	111	29	4	16	55	3	2	4	64	95	8	2	.401	.521	10
Minor League Totals		.280	707	2610	426	732	166	27	46	311	8	26	41	279	565	68	21	.356	.418	100
Major League Totals		.223	127	215	24	48	9	2	4	19	3	0	3	19	75	0	2	.295	.340	3

@ - Minor League injury rehab

CAREER TRANSACTIONS

- 2012 Selected by the New York Mets in the second round of the First-Year Player Draft...signed by Steve Gossett
- 2018 Acquired by the Washington Nationals for cash considerations, Feb. 12
- 2019 Signed by the Kansas City Royals as a minor league free agent, Nov. 16

SINGLE GAME BESTS

HITS

- 3 June 15, 2016 vs. PIT
- Sept. 5, 2016 @ CIN

DOUBLES

- 2 June 15, 2016 vs. PIT

RUNS

- 2 Sept. 5, 2016 @ CIN

RBI

- 3 Aug. 1, 2016 vs. NYY

HITTING STREAKS

- 4 Aug. 25-27, 2017

CAREER FIELDING

Position	Pct.	G	TC	PO	A	E	DP
First Base	1.000	3	6	6	0	0	0
Second Base	1.000	12	16	3	13	0	1
Third Base	1.000	34	37	9	28	0	2
Shortstop	.968	31	94	29	62	3	15
Outfield	1.000	9	10	10	0	0	0

ROYALS CLINCHING DATES

Year	Game	Date	Details
1976	160	Oct. 1	KC lost to Minnesota, 4-3, while Oakland lost to California, 2-0
1977	151	Sept. 23	KC defeated California, 7-3, at Anaheim (Leonard over Simpson)
1978	158	Sept. 26	KC defeated Seattle, 4-1, at Royals Stadium (Gura over Abbott)
1980	145	Sept. 17	KC defeated California, 5-0, at Royals Stadium (Leonard over Botting)
1984	160	Sept. 28	KC defeated Oakland, 6-5, at Oakland (Leibrandt over Burris)
1985	161	Oct. 5	KC defeated Oakland, 5-4, at Royals Stadium (Quisenberry over Howell)
2014	160	Sept. 26	KC defeated Chicago White Sox, 3-1 at Chicago (Guthrie over Noesi)
2015	154	Sept. 24	KC defeated Seattle, 10-4 at Kauffman Stadium (Cueto over Kensing)



EMMANUEL RIVERA

#78 INFILDER

BATS
RIGHTTHROWS
RIGHTHEIGHT
6-2WEIGHT
215

BORN: JUNE 29, 1996 | MAYAGUEZ, P.R. | OD AGE: 23

SELECTED: 19TH ROUND, 2015 | MLB SERVICE: 0 DAYS

2019 SEASON

- Spent the entire year with Northwest Arkansas (AA), leading the Texas League in games played (131) and ranking sixth in hits (128)...made 117 starts at third base.
- Slashed .337/.379/.461 (30-for-89) with five doubles, two homers and 15 RBI vs. left-handed pitching.
- Collected a career-high five RBI twice: April 29 at Midland

and June 19 vs. Amarillo...in the June 19 contest, also matched a career-best with four hits, going 4-for-5 with a three-run homer.

- Played in 31 games for Indios de Mayaguez in the Puerto Rican Winter League...slashed .309/.353/.439 (38-for-123) with eight extra-base hits and 14 RBI.

HONORS AND AWARDS

- 2019 MiLB.com Organization All-Star
- 2017 South Atlantic League postseason All-Star
- 2017 Puerto Rican Winter League postseason All-Star/Rookie of the Year

CAREER HIGHLIGHTS

- 2018:** Spent a majority of the year with Wilmington (A+), but missed five weeks of action (May 28-July 6) with an oblique injury...played in seven games with Surprise (Rookie) as part of a rehab assignment.
- Among qualifying Carolina League hitters, his .280 average (105-for-375) ranked ninth.
- 2017:** Named Lexington Player of the Year, leading the South Atlantic League in batting average (.310) and hits (144)...also ranked fifth in on-base percentage (.364) and slugging percentage (.468).
- Tabbed a postseason All-Star by the SAL and an Organization

All-Star by MiLB.com.

- Set career highs with 27 doubles, 12 homers and his team-leading 72 RBI, which were third most by a Royals minor league player.
- Slashed .322/.384/.480 (73-for-227) with 17 doubles, two triples, five homers and 34 RBI after the All-Star break.
- 2016:** Named Puerto Rican Winter League Rookie of the Year and an All-Star...led the league in on-base percentage (.393), ranked second in batting average (.330) and fifth in slugging (.413).

MISC NOTES

- Full name is **Emmanuel Miguel Rivera**...resides in Mayaguez, Puerto Rico during the offseason.
- Attended Universidad Interamericana in 2015, prior to being

selected by the Royals.

- Graduated from Eugenio Maria de Hostas High School (Puerto Rico) in 2014.

CAREER BATTING

YEAR	CLUB	AVG	G	AB	R	H	2B	3B	HR	RBI	SAC	SF	HP	BB	SO	SB	CS	OBP	SLG	E
2015	Surprise	.174	38	115	13	20	5	0	0	14	1	0	1	23	32	9	4	.317	.217	6
2016	Burlington	.249	58	217	25	54	13	4	2	27	0	3	2	21	44	7	3	.317	.373	8
2017	Lexington	.310	122	464	60	144	27	5	12	72	0	3	10	31	87	8	10	.364	.468	21
2018	Wilmington	.280	99	375	45	105	25	6	6	61	0	4	3	29	59	3	2	.333	.427	8
	Surprise@	.192	7	26	4	5	0	1	0	2	0	0	0	1	6	0	0	.222	.269	0
2019	Northwest Arkansas	.258	131	496	59	128	18	2	7	57	2	6	5	25	77	6	2	.297	.345	21
Minor League Totals		.269	455	1693	206	456	88	18	27	233	3	16	21	130	305	33	21	.326	.390	64

@ - Minor League injury rehab

CAREER TRANSACTIONS

2015 Selected by the Kansas City Royals in the 19th round of the First-Year Player Draft...signed by Johnny Ramos



SEBASTIAN RIVERO

#69 CATCHER

BATS
RIGHTTHROWS
RIGHTHEIGHT
6-1WEIGHT
210

BORN: NOV. 16, 1998 | MARACAY, VENEZUELA | OD AGE: 21

SIGNED: INTERNATIONAL FREE AGENT, JULY 10, 2015 | MLB SERVICE: 0 DAYS

2019 SEASON

- Played a majority of the year with Wilmington (A+)...made his Triple-A debut with Omaha on May 27, going 3-for-8 (.375) with three runs scored in three games.
- Posted a .981 fielding percentage overall (12 errors, 637 chances), while he threw out 20-of-50 (40.0 percent) would-be basestealers...his 20 runners caught stealing ranked 10th

in the Carolina League.

- Recorded a career-high four hits on April 11 at Carolina, going 4-for-5 with a solo homer and three RBI.
- Collected the second triple of his career on May 18 at Potomac...marked his first since Aug. 30, 2017 at Bristol (with Burlington), spanning 369 at-bats in-between.

HONORS AND AWARDS

- 2018 Carlos Fortuna Award

- 2018 South Atlantic League midseason All-Star

CAREER HIGHLIGHTS

- 2018:** Spent his third professional season with Lexington (A), setting career highs in games (77), at-bats (279), runs (41), hits (72), doubles (16), homers (7), RBI (34) and total bases (109).
- Named a South Atlantic League midseason All-Star...caught the final three innings for the North Division.
- Posted a .991 fielding percentage for the year (5 errors in 549 chances), while he threw out 19-of-54 (35.2 percent) of would-be basestealers.

- Scored a career-high four runs and also collected four RBI to match a career-high, July 2 at Asheville...went 3-for-3 with a double and a homer in the game.

- 2017:** Played the whole year with Burlington (Rookie), batting .265/.288/.381 (50-for-189) with eight doubles, a triple, four homers and 28 RBI...his RBI total ranked sixth among Appalachian League catchers.

- 2016:** In his first professional season, split time between the Dominican Royals and Surprise (Rookie)...combined to hit .280/.312/.342 (45-for-161) with 10 doubles and 24 RBI.

MISC NOTES

- Full name is **Sebastian Rivero Aguilar**...resides in Mariara, Carabobo, Venezuela during the offseason, with his wife, Loana and son, Sebastian Enrique.

CAREER BATTING

YEAR	CLUB	AVG	G	AB	R	H	2B	3B	HR	RBI	SAC	SF	HP	BB	SO	SB	CS	OBP	SLG	E
2016	Dominican Royals	.333	8	27	3	9	0	0	0	4	1	0	0	1	1	0	0	.357	.333	1
	Surprise	.269	38	134	15	36	10	0	0	20	1	1	1	6	28	0	0	.303	.343	4
2017	Burlington	.265	48	189	18	50	8	1	4	28	0	2	1	6	30	0	0	.288	.381	6
2018	Lexington	.258	77	279	41	72	16	0	7	34	4	4	2	17	59	0	1	.301	.391	5
2019	Wilmington	.212	91	288	23	61	14	1	1	24	8	5	6	19	75	2	2	.270	.278	12
	Omaha	.375	3	8	3	3	0	0	0	0	0	0	0	0	2	0	0	.375	.375	0
Minor League Totals		.250	265	925	103	231	48	2	12	110	14	12	10	49	195	2	3	.291	.345	28

CAREER TRANSACTIONS

- 2015 Signed by the Kansas City Royals as an International free agent, July 10...signed by Richard Casto, Alberto Garcia and Orlando Estevez



TREVOR ROSENTHAL

#40 🏆 RIGHT-HANDED PITCHER

BATS
RIGHT

THROWS
RIGHT

HEIGHT
6-2

WEIGHT
220

BORN: MAY 29, 1990 | LEE'S SUMMIT, MO. | OD AGE: 29

SIGNED: MINOR LEAGUE FREE AGENT, DEC. 10, 2019 | MLB SERVICE: 6 YEARS, 1 DAY

2019 SEASON

- 🏆 Spent time with three different organizations, opening the year with Washington, before signing minor league contracts with Detroit (June 29) and the New York Yankees (Aug. 18).
- 🏆 Made a combined 22 Major League appearances between Washington and Detroit.
- 🏆 Placed on the 10-day Injured List (viral infection) on April 26...reinstated on June 8 after a 10-game rehab assignment

with Harrisburg (AAA)...released on June 23.

- 🏆 Signed by the Tigers on June 29 and made six appearances with Toledo (AAA), before being recalled on July 15...designated for assignment on Aug. 8.
- 🏆 Signed by the Yankees on Aug. 18, but made just one appearance with Scranton/Wilkes-Barre, allowing four runs in 0.1-inning to Buffalo.

HONORS AND AWARDS

- 🏆 2015 MLB All-Star
- 🏆 2013 Baseball America MLB All-Rookie Team
- 🏆 First MLB save: Sept. 23, 2013 vs. Washington

- 🏆 First MLB win: June 9, 2013 at Cincinnati
- 🏆 2012 Texas League midseason/postseason All-Star
- 🏆 2011 Midwest League midseason All-Star

CAREER HIGHLIGHTS

- 🏆 Signed by the Royals as a minor league free agent, Dec. 10, 2019.
- 🏆 **2018:** Missed the entire season while recovering from right elbow surgery.
- 🏆 **2017:** In his final year with St. Louis, went 3-4 with a 3.40 ERA (18 ER in 47.2 IP), converting 11-of-13 (84.6%) of save opportunities.
- 🏆 Among Major League relievers, his 14.35 K/9 (76 K) ranked fifth (min. 45.0 IP), trailing Craig Kimbrel (16.43), Dellin Betances (15.08), Corey Knebel (14.92) and Kenley Jansen (14.36).
- 🏆 Had two stints on the Injured List, March 30-April 10 (strained right lat) and Aug. 17-Nov. 6 (right posterior elbow irritation)...underwent Tommy John ligament-replacement surgery on Aug. 30.
- 🏆 **2016:** Converted 14-of-18 save opportunities with St. Louis, going 2-4 with a 4.46 ERA (20 ER in 40.1 IP)...his 14 saves ranked second on the team to Seung Hwan Oh (19).
- 🏆 Missed 46 games, spending July 26-Sept. 15 on the Injured List (right rotator cuff inflammation).
- 🏆 Recorded his 100th save on April 20 vs. the Cubs, striking out the side in the ninth...at 25 years, 326 days, became the youngest Cardinals pitcher and eighth-youngest Major League hurler to reach 100 career saves.
- 🏆 Ranked third among National League relievers with a 12.5 K/9 ratio (56 K in 40.1 IP), min. 40 IP.
- 🏆 Recorded his ninth career save of four outs or more on April 10 vs. Atlanta, recording all four outs via strikeout.
- 🏆 **2015:** Set the Cardinals' single-season saves record with 48...ranked second in both the Majors and the National League.
- 🏆 Became the first St. Louis pitcher to post consecutive 45-save seasons and just the seventh pitcher in MLB history to do so, joining: Eric Gagne (2002-04), John Smoltz (2002-03), Francisco Rodriguez (2005-06), Jim Johnson (2012-13), Greg Holland (2013-14) and Craig Kimbrel (2013-14).
- 🏆 Selected to his first All-Star Game, but did not pitch in the

AL's 6-3 triumph in Cincinnati.

- 🏆 Ranked fourth in the NL with the 94.1 save percentage (48-for-51) and eighth among NL relievers in strikeouts (83) and ERA (2.10).
- 🏆 Posted a streak of 23.2 scoreless innings (May 5-July 2), the longest by a Cardinals' pitcher and seventh-longest in the Majors in 2015.
- 🏆 Retired all three batters he faced via strikeout in 1.0-inning appearances on four occasions, tops in MLB in 2015.
- 🏆 **2014:** Ranked second in the National League and fourth in the Majors with 45 saves...became just the fourth pitcher in franchise history to record 45+ saves, joining: Jason Isringhausen (2004), Lee Smith (1991) and Bruce Sutter (1984).
- 🏆 Fanned 87 batters, which ranked sixth among NL relievers, while his 11.13 K/9 ratio (70.1 IP) ranked second in the Senior Circuit, behind only Jake Diekmann (12.68), min. 70.0 innings.
- 🏆 Held opposing batters to a .127 average (14-for-110) when ahead in the count (.271 behind).
- 🏆 Worked more than 1.0 inning in four of his saves, including 1.2 innings in his May 15 save vs. the Cubs.
- 🏆 Struck out all three batters he faced in 1.0-inning appearances on four occasions, including on April 25 vs. Pittsburgh to save a 1-0 win.
- 🏆 **2013:** Ranked third among National League relievers with 108 strikeouts, trailing only Aroldis Chapman (112) and Kenley Jansen (111) in his first full season in the big leagues...his 12.9 K/9 ratio (108 K in 75.1 IP) ranked second in the Majors (min. 70.0 IP).
- 🏆 Named to the *Baseball America* All-Rookie Team.
- 🏆 Also tied for ninth in the NL in innings, tied for 10th in appearances (74).
- 🏆 Earned his first big league victory on June 9 at Cincinnati, tossing 2.0 perfect innings and recording four strikeouts.
- 🏆 Did not allow an earned run in 12 May appearances (11.1 IP), surrendering one unearned run and recording 20 strikeouts.

- 👑 **2012:** Had three stints in the Majors, including a final recall on Aug. 29, where he remained with St. Louis the rest of the season.
- 👑 Made his big league debut at Milwaukee on July 18, tossing a scoreless eighth inning with a pair of strikeouts...fanned Corey Hart and Carlos Gomez.
- 👑 Did not allow a run in 15 of his 19 appearances and held opposing batters to a .175 average (14-for-80) with three extra-base hits (.263 SLG).
- 👑 Average fastball speed was 97.4 MPH, which ranked fifth among all MLB pitchers.
- 👑 Pitched a career-high 3.0 scoreless innings of relief at Pittsburgh on Aug. 29, allowing one hit and registering three strikeouts...has matched it once in his career, also against the Pirates, on Oct. 1, 2016.
- 👑 Went a combined 8-6 with a 2.97 ERA in 20 starts between

- Springfield (AA) and Memphis (AAA)...named Cardinals' Minor League Pitcher of the Month for May, going 3-1 with a 1.65 ERA and 21 strikeouts in 27.1 innings.
- 👑 **2011:** Made 22 starts with Quad Cities (A), going 7-7 with a 4.11 ERA (55 ER in 120.1 IP).
- 👑 Named a Midwest League midseason All-Star, and earned the starting nod on the mound for the West All-Stars...tossed a perfect first inning.
- 👑 Earned the win in the Midwest League Championship Game, working 6.0 innings and allowing three runs with seven strikeouts vs. Lansing on Sept. 17.
- 👑 **2010:** Appeared in 10 games (6 starts) for Johnson City (Rookie)...completed a seven-game winning streak (July 16), which dated back to July 2009.
- 👑 **2009:** Began his professional career with the Gulf Coast Cardinals (Rookie)...led the club with four victories.

POSTSEASON NOTES

- 👑 **2015:** Pitched 1.0 scoreless inning in both Games 1 and 4 of the NLDS vs. Chicago...entered Game 1 in the ninth in a non-save situation and allowed a hit, a walk and fanned three.
- 👑 **2014:** Made four appearances in the postseason, saving all three Cardinals' wins in the NLDS vs. Los Angeles...he's one of 10 pitchers in big league history to save all three victories of a Division Series, most recently done by former Royal Wade Davis in the 2017 NLDS with the Chicago Cubs.
- 👑 His three saves ranked third in the 2014 postseason, trailing Greg Holland (7) and Santiago Casilla (4).
- 👑 **2013:** Made 10 scoreless appearances during the postseason, covering 11.2 innings, and converted 4-of-5 save opportunities...fanned 18 of the 40 batters he faced (45%), setting a franchise record by a reliever, passing his 15 K's in 2012.
- 👑 Struck out the side in the ninth in both Game 2 of the NLCS vs. Los Angeles (Oct. 12) and Game 2 of the World Series at Boston (Oct. 24)...fanned nine batters over 4.2 innings in the World Series.
- 👑 Tossed 2.0 scoreless innings in Game 1 of the NLCS vs. Los Angeles, en route to a 3-2 St. Louis win in 13 innings.
- 👑 Earned the win in Game 3 of the World Series vs. Boston (Oct. 26), tossing 1.2 scoreless innings, after allowing an inherited runner to score the tying run.
- 👑 **2012:** Led MLB relievers with 15 strikeouts during the postseason, which also tied for third most all-time by a rookie reliever, trailing Francisco Rodriguez (28 in 2002) and José Contreras (18 in 2008).
- 👑 Did not allow a run over his seven appearances (8.2 IP), while holding the opposition to a .071 average (2-for-28).

MISC NOTES

- 👑 Full name is **Trevor Jordan Rosenthal**...resides in Des Peres, Mo., with his wife, Lindsey, and children: Chloe, Adalyn and Landry.
- 👑 Graduated from Lee's Summit West High School (MO) in 2008.
- 👑 Attended Cowley County Community College in Arkansas City, Kan.

CAREER PITCHING

YEAR	CLUB	W-L	ERA	G	GS	CG	SHO	SV	IP	H	R	ER	HR	HB	BB	SO	WP	BK	AVG
2009	Gulf Coast Cardinals	4-1	4.88	14	0	0	0	0	24.0	25	17	13	0	4	10	26	3	1	.269
2010	Johnson City	3-0	2.25	10	6	0	0	1	32.0	23	10	8	1	2	7	30	0	1	.200
2011	Quad Cities	7-7	4.11	22	22	1	0	0	120.1	111	62	55	7	13	39	133	7	0	.247
2012	Springfield	8-6	2.78	17	17	0	0	0	94.0	67	33	29	6	2	37	83	5	1	.202
	ST. LOUIS	0-2	2.78	19	0	0	0	0	22.2	14	7	7	2	1	7	25	1	0	.175
	Memphis	0-0	4.20	3	3	0	0	0	15.0	11	7	7	1	2	5	21	1	0	.208
2013	ST. LOUIS	2-4	2.63	74	0	0	0	3	75.1	63	25	22	4	6	20	108	3	0	.223
2014	ST. LOUIS	2-6	3.20	72	0	0	0	45	70.1	57	25	25	2	4	42	87	1	1	.223
2015	ST. LOUIS	2-4	2.10	68	0	0	0	48	68.2	62	16	16	3	1	25	83	7	0	.238
2016	ST. LOUIS	2-4	4.46	45	0	0	0	14	40.1	48	22	20	3	3	29	56	0	0	.293
2017	ST. LOUIS	3-4	3.40	50	0	0	0	11	47.2	37	20	18	3	2	20	76	2	0	.210
2018									Did Not Pitch - Injured										
2019	WASHINGTON	0-1	22.74	12	0	0	0	0	6.1	8	16	16	0	3	15	5	5	0	.333
	Harrisburg@	0-1	5.79	10	0	0	0	0	9.1	9	6	6	2	3	7	11	1	0	.243
	Toledo	0-0	10.13	6	0	0	0	0	5.1	8	6	6	2	1	6	9	1	0	.333
	DETROIT	0-0	7.00	10	0	0	0	0	9.0	3	8	7	0	1	11	12	4	0	.103
	Scranton/Wilkes-Barre	0-0	108.00	1	0	0	0	0	0.1	0	4	4	0	1	3	0	1	0	.000
Minor League Totals		22-15	3.84	83	48	1	0	1	300.1	254	145	128	19	28	114	313	19	3	.230
Major League Totals		11-25	3.46	350	0	0	0	121	340.1	292	139	131	17	21	169	452	23	1	.230

@ - Minor League injury rehab

CAREER BATTING/FIELDING

MLB Totals	Avg.	AB	H	HR	RBI	Position	Pct.	G	TC	PO	A	E	DP
	.000	4	0	0	0	Pitcher	.925	350	40	14	23	3	1

CAREER TRANSACTIONS

2009	Selected by the St. Louis Cardinals in the 21st round of the First-Year Player Draft...signed by Aaron Looper
2016	Placed on the 15-day Injured List (right rotator cuff inflammation), July 25...reinstated Sept. 15
2017	Placed on the 10-day Injured List (strained right lat), March 30...reinstated April 10 Placed on the 60-day Injured List (right posterior elbow irritation), Aug. 17...reinstated Nov. 6 Released, Nov. 6
2018	Signed by the Washington Nationals as a Major League free agent, Nov. 9
2019	Placed on the 10-day Injured List (viral infection), April 26...reinstated June 8 Released by the Washington Nationals, June 23 Signed by the Detroit Tigers as a minor league free agent, June 29 Signed by the New York Yankees as a minor league free agent, Aug. 19 Signed by the Kansas City Royals as a minor league free agent, Dec. 10

ALL-STAR PITCHING

YEAR	Club	Site	W-L	ERA	G	GS	CG	SHO	SV	IP	H	R	ER	HR	HB	BB	SO
2015	NL	CIN								Did Not Pitch							

POSTSEASON PITCHING

YEAR	SERIES	Opponent	W-L	ERA	G	GS	CG	SHO	SV	IP	H	R	ER	HR	HB	BB	SO
2012	WC	ATL								Did Not Pitch							
	NLDS	WSH	0-0	0.00	3	0	0	0	0	3.1	1	0	0	0	0	0	6
	NLCS	SF	0-0	0.00	4	0	0	0	0	5.1	1	0	0	0	0	2	9
2013	NLDS	PIT	0-0	0.00	2	0	0	0	1	2.0	1	0	0	0	0	1	2
	NLCS	LAD	0-0	0.00	4	0	0	0	2	5.0	2	0	0	0	0	1	7
	WS	BOS	1-0	0.00	4	0	0	0	1	4.2	1	0	0	0	0	1	9
2014	NLDS	LAD	0-0	3.00	3	0	0	0	3	3.0	5	1	1	0	0	1	4
	NLCS	SF	0-0	13.50	1	0	0	0	0	0.2	2	1	1	0	0	2	1
2015	NLDS	CHC	0-0	0.00	2	0	0	0	2.0	2	0	0	0	0	0	3	4
Division Series Totals			0-0	0.87	10	0	0	0	4	10.1	9	1	1	0	0	5	16
Championship Series Totals			0-0	0.82	9	0	0	0	2	11.0	5	1	1	0	0	5	17
Postseason Totals			1-0	0.69	23	0	0	0	7	26.0	15	2	2	0	0	11	42

SINGLE GAME BESTS

STRIKEOUTS

4 (6x) Last: July 28, 2017 vs. ARI

INNINGS PITCHED

3.0 Aug. 29, 2012 @ PIT

Oct. 1, 2016 vs. PIT

2.0 (16x) Last: July 28, 2017 vs. ARI

OLDEST ROYALS TO APPEAR IN A GAME

Rk.	Name	Final Game w/ KC	Age Y/D	Opp.	W/L	Score	Notes
1.	Gaylord Perry	9/21/83	45/6	vs. CAL	L	0-3	L, 5.0 IP, 10 H, 3 R, 4 K
2.	Bob Boone	9/27/90	42/312	at CAL	L	6-7	2-3, RBI
3.	Raul Ibanez	9/28/14	42/118	at CWS	W	6-4	0-1, R, 2 BB
4.	Hal McRae	7/17/87	42/7	vs. BAL	L	1-3	0-1 (PH)
5.	Gene Garber	7/1/88	40/231	vs. BOS	W	8-7	ND, 1.0 IP, 2 H, 0 R, 1 BB
6.	George Brett	10/3/93	40/141	at TEX	W	4-1	1-4, 1 R
7.	Frank White	9/30/90	40/26	at CAL	W	2-1	0-2, SO
8.	Bill Buckner	10/1/89	39/291	at OAK	L	3-4	1-5, 2B, 3 RBI
9.	Lindy McDaniel	9/27/75	39/288	at TEX	L	4-5	ND, 2.1 IP, 1 H, 1 K
10.	Grant Jackson	6/28/82	39/272	vs. OAK	L	4-8	ND, 3.0 IP, 3 H, 2 R, 2 K
11.	Reggie Sanders	7/29/07	39/240	vs. TEX	W	10-0	1-3, 2 R, 1 RBI, 2 BB
12.	Hideo Nomo	4/18/08	39/231	at OAK	L	2-13	ND, 0.1 IP, 3 H, 3 R, 1 K
13.	Jamey Carroll	9/27/13	39/221	at CHW	W	6-1	1-3, 2B, R, BB
14.	Ted Abernathy	9/30/72	39/208	vs. OAK	L	5-10	ND, 0.2 IP, 0 H, 0 R
15.	Lee May	9/24/82	39/185	at OAK	W	7-4	0-2



BRADEN SHIPLEY

#38 🏆 RIGHT-HANDED PITCHER

BATS
RIGHTTHROWS
RIGHTHEIGHT
6-1WEIGHT
190

BORN: FEB. 22, 1992 | MEDFORD, ORE. | OD AGE: 28

SIGNED: MINOR LEAGUE FREE AGENT, DEC. 17, 2019 | MLB SERVICE: 128 DAYS

2019 SEASON

- 🏆 Spent the entire year at Reno (AAA), going 4-5 with a 5.95 ERA (63 ER in 95.1 IP) in 15 starts (30 appearances).
- 🏆 Missed 19 games with a right shoulder injury, being placed on the Injured List on July 11...reinstated on Aug. 1.
- 🏆 After returning from the Injured List, went 2-1 with a 1.32 ERA (4 ER in 27.1 IP), over his final eight appearances (three starts)...held opponents to a .173 batting average (17-for-98)

during this stretch.

- 🏆 Went 2-4 with a 7.81 ERA (59 ER in 68.0 IP) in his first 22 appearances (12 starts), prior to the All-Star break.
- 🏆 Tallied a season-high eight strikeouts twice in 5.0-inning starts: May 29 at Albuquerque and June 26 at Salt Lake.

HONORS AND AWARDS

- 🏆 First MLB win: July 30, 2016 at Los Angeles Dodgers
- 🏆 2014 SiriusXM All-Star Futures Game selection
- 🏆 2016 Pacific Coast League midseason All-Star

CAREER HIGHLIGHTS

- 🏆 Signed by the Royals as a minor league free agent on Dec. 17, 2019.
- 🏆 **2018:** Spent a majority of the year with Reno, but made three big league appearances with Arizona.
- 🏆 Made scoreless outings vs. Pittsburgh on consecutive days: June 11 (1.2 IP) and June 12 (1.1 IP), before surrendering four runs in 2.0 innings on June 25 at Miami.
- 🏆 Went 6-4 with a 5.81 ERA (48 ER in 74.1 IP) in 30 appearances (six starts) with the Aces.
- 🏆 Missed 10 days with right elbow inflammation, being placed on the Injured List May 8...reinstated on May 18.
- 🏆 **2017:** Opened the year with Reno, but had six stints in the Majors, making 10 appearances (3 starts) with Arizona.
- 🏆 Worked 5.2 innings in relief on Aug. 20 at Minnesota, tied for the fourth-longest relief outing in D-backs history and longest since Vicente Campos also went 5.2 innings on Aug. 27, 2016 vs. Cincinnati.
- 🏆 In 19 starts with Reno, went 7-6 with a 5.66 ERA (66 ER in 105.0 IP).
- 🏆 Named Reno's Pitcher of the Month for May, going 2-0 with a 3.67 ERA (11 ER in 27.0 IP), holding the opposition to a .200 average (19-for-95).
- 🏆 **2016:** Opened the year with Reno, but had his contract selected on July 25 and spent the rest of the season with Arizona...went 4-5 with a 5.27 ERA (41 ER in 70.0 IP) across 13 appearances (11 starts) in the big leagues.
- 🏆 Made his MLB debut on July 25 at Milwaukee, suffering a 7-2 loss, allowing six runs on eight hits over 5.1 innings...recorded his first big league hit in his first plate appearance, doubling off Chase Anderson.
- 🏆 Earned his first victory in his next start (July 30) at Dodger Stadium, tossing 6.0 scoreless frames in a 4-2 triumph over

LA...also tossed 7.0 scoreless frames in a 9-0 triumph over the Mets on Aug. 11.

- 🏆 Became the second D-backs' pitcher to toss 6.0+ shutout innings twice within his first four big league starts, joining Zack Godley in 2015.
- 🏆 Went 8-5 with a 3.70 ERA (49 ER in 119.1 IP) in 19 starts with Reno, earning a spot in the Pacific Coast League All-Star Game.
- 🏆 Entered the season as the No. 1 prospect in the D-backs' organization, according to both *Baseball America* and MLB.com.
- 🏆 **2015:** Spent the entire year with Mobile (AA), going 9-11 with a 3.50 ERA (61 ER in 156.2 IP) in 27 starts (28 appearances)...tied for the Southern League lead in starts, while he ranked second in innings, sixth in ERA, eighth in strikeouts (118) and tied for eighth in wins.
- 🏆 Entered the season as the Diamondbacks' No. 2 prospect according to *Baseball America* and ranked 26th overall by the publication...also tabbed by *Baseball America* as possessing the "Best Changeup" and "Best Curveball" in the organization.
- 🏆 **2014:** Combined to go 7-8 with a 3.86 ERA (54 ER in 126.0 IP) and 127 strikeouts in 22 starts with South Bend (A), Visalia (A+) and Mobile.
- 🏆 Pitched for Team USA in the SiriusXM All-Star Futures Game at Target Field, working a scoreless 0.2 inning.
- 🏆 Rated as the No. 3 prospect by *Baseball America* and No. 3 by MLB.com entering the season.
- 🏆 **2013:** Made his pro debut with Hillsboro (A), going 0-2 with a 7.58 ERA (16 ER in 19.0 IP) over eight starts...promoted to South Bend (Aug. 14) and allowed two runs or less in each of his four starts.

CAREER BATTING/FIELDING

	Avg.	AB	H	HR	RBI	Position	Pct.	G	TC	PO	A	E	DP
MLB Totals	.088	34	3	0	2	Pitcher	1.000	26	15	6	9	0	1

MISC NOTES

- Full name is **Braden Alec Shipley**...resides in Scottsdale, Ariz., with his wife, Dana.
- Graduated from North Medford (Ore.) High School in 2010.
- Attended the University of Nevada-Reno...named second-team All-Western Athletic Conference (WAC) in 2010 at shortstop, before being named the league's Pitcher of the Year in 2012 and co-Pitcher of the Year in 2013...combined to go 17-7 with a 2.79 ERA and 203 strikeouts in three seasons with the Wolfpack....selected 15th overall by the D's backs in the

2013 First-Year Player Draft, becoming the highest drafted athlete in school history.

- Played in the Alaskan Summer Collegiate League in 2011 and named the No. 1 prospect in the league by Perfect Game.
- Cousin of former NFL receiver Jordan Shipley, who played for Cincinnati, Jacksonville and Tampa Bay (2010-12).
- Grew out his hair in 2018 to donate to Locks of Love, which provides hairpieces to financially disadvantaged children with cancer.

CAREER PITCHING

YEAR	CLUB	W-L	ERA	G	GS	CG	SHO	SV	IP	H	R	ER	HR	HB	BB	SO	WP	BK	AVG.
2013	Hillsboro	0-2	7.58	8	8	0	0	0	19.0	30	18	16	1	1	6	24	2	1	.357
	South Bend	0-1	2.61	4	4	0	0	0	20.2	14	6	6	2	1	8	16	1	0	.194
2014	South Bend	4-2	3.74	8	8	0	0	0	45.2	46	22	19	1	2	11	41	3	0	.263
	Visalia	2-4	4.03	10	10	0	0	0	60.1	57	32	27	7	7	21	68	6	0	.258
	Mobile	1-2	3.60	4	4	0	0	0	20.0	14	8	8	3	0	10	18	1	0	.203
2015	Mobile	9-11	3.50	28	27	1	0	0	156.2	147	68	61	7	5	56	118	5	0	.249
2016	Reno	8-5	3.70	19	19	1	0	0	119.1	131	53	49	7	0	22	77	1	0	.281
	ARIZONA	4-5	5.27	13	11	0	0	0	70.0	80	43	41	14	1	28	43	1	0	.293
2017	Reno	7-6	5.66	19	19	1	0	0	105.0	129	68	66	18	3	42	69	3	1	.304
	ARIZONA	0-1	5.76	10	3	0	0	0	25.0	31	18	16	5	1	15	18	1	0	.301
	AZL D-backs@	0-0	9.00	1	1	0	0	0	4.0	5	4	4	1	0	0	5	2	0	.294
2018	Reno	6-4	5.81	30	6	0	0	1	74.1	93	52	48	13	4	36	58	5	0	.311
	ARIZONA	0-0	7.20	3	0	0	0	0	5.0	4	4	4	0	1	2	3	0	0	.222
2019	Reno	4-5	5.95	30	15	0	0	0	95.1	111	69	63	19	4	37	88	6	0	.293
Minor League Totals		41-42	4.59	161	121	3	0	1	720.1	777	400	367	79	27	249	582	35	2	.278
Major League Totals		4-6	5.49	26	14	0	0	0	100.0	115	65	61	19	3	45	64	2	0	.292

@ - Minor League injury rehab

CAREER TRANSACTIONS

- 2013 Selected by the Arizona Diamondbacks in the first round (15th overall) of the First-Year Player Draft
- 2018 Placed on the 10-day Injured List (right elbow inflammation), May 8...reinstated May 18
- 2019 Signed by the Kansas City Royals as a minor league free agent, Dec. 17

SINGLE GAME BESTS

STRIKEOUTS (STARTER)

- 7 Aug. 11, 2016 @ NYM
- 6 Sept. 25, 2016 @ BAL

STRIKEOUTS (RELIEVER)

- 3 (3x) Last: Aug. 20, 2017 @ MIN

INNINGS PITCHED (STARTER)

- 7.0 Aug. 11, 2016 @ NYM
- Aug. 26, 2016 vs. CIN

INNINGS PITCHED (RELIEVER)

- 5.2 Aug. 20, 2017 @ MIN
- 4.0 Sept. 14, 2016 vs. COL



BRADY SINGER

#51 🏆 RIGHT-HANDED PITCHER

BATS
RIGHT

THROWS
RIGHT

HEIGHT
6-5

WEIGHT
215

BORN: AUG. 4, 1996 | LEESBURG, FLA. | OD AGE: 23

SELECTED: FIRST ROUND (18TH OVERALL), 2018 | MLB SERVICE: 0 DAYS

2019 SEASON

- Split the season between Wilmington (A+) and Northwest Arkansas (AA), combining to go 12-5 with a 2.85 ERA (47 ER in 148.1 IP) and 138 strikeouts (8.37 K/9) in 26 starts.
- His 12 victories were the most by a Royals minor league pitcher and tied for ninth among all minor league hurlers... also ranked fourth in ERA (min. 100.0 IP), fifth in strikeouts and WHIP (min. 100.0 IP) in the organization.
- Named Northwest Arkansas Pitcher of the Year, while also earning Organization All-Star honors from MiLB.com.
- Selected to the SiriusXM All-Star Futures Game, pitching a scoreless sixth inning in the contest at Progressive Field in Cleveland.
- Also selected a Carolina League midseason All-Star, but did not appear in the game due to his promotion to Northwest Arkansas.
- Named Texas League Pitcher of the Week for the week of July 28, going 1-0 with a 1.46 ERA (2 ER in 12.1 IP) and 12 strikeouts in two starts vs. Amarillo.
- Collected a season-high 10 strikeouts vs. Frederick (with Wilmington) on May 16, tossing 6.0 scoreless innings in a 6-1 triumph...scattered six hits and did not issue a walk.
- Tossed a season-high 7.0 scoreless innings in consecutive starts with Wilmington: May 21 at Salem (ND, 2-1 win in 10 innings) and May 27 vs. Myrtle Beach (1-0 win), which were his last two starts with the Blue Rocks...also tossed 7.0 shutout frames at Arkansas (with Northwest Arkansas) on Aug. 14.
- Over his last four starts of the year, went 4-0 with a 1.35 ERA (4 ER in 26.2 IP), collecting 26 strikeouts, compared to seven walks (3.71 K/BB ratio).

HONORS AND AWARDS

- 2019 Northwest Arkansas Pitcher of the Year
- 2019 SiriusXM All-Star Futures Game selection
- 2019 MiLB.com Organization All-Star
- 2019 Carolina League midseason All-Star

CAREER HIGHLIGHTS

- 2018: Did not pitch professionally after being selected 18th overall by the Royals.

MISC NOTES

- Full name is **Brady Alan Singer**...resides in Leesburg, Fla., during the offseason.
- Graduated from Eustis High School (FL) in 2015...selected by Toronto in the second round (56th overall) of the First-Year Player Draft, but did not sign.
- Attended the University of Florida, where he helped the Gators win the school's first NCAA College World Series championship in 2017...named All-SEC second team, College World Series All-Tournament Team, and to the SEC Academic Honor Roll...fanned 12 LSU hitters in Game 1 of the College World Series finals, the most strikeouts in the championship round since the event moved to a best-of-three format in 2003.
- In 2018 at Florida, went 12-3 with a 2.55 ERA and 114 strikeouts as a junior...named SEC Pitcher of the Year, leading the conference in wins and ERA... won the Dick Howser Trophy, which is awarded annually to the top player in college baseball, and was a finalist for the Golden Spikes Award...named *Baseball America* College Player of the Year, becoming the second player drafted by the Royals to earn that honor, joining: Alex Gordon (2005).

CAREER PITCHING

YEAR	CLUB	W-L	ERA	G	GS	CG	SHO	SV	IP	H	R	ER	HR	HB	BB	SO	WP	BK	AVG
2019	Wilmington	5-2	1.87	10	10	0	0	0	57.2	51	20	12	1	7	13	53	1	0	.248
	Northwest Arkansas	7-3	3.47	16	16	1	0	0	90.2	86	43	35	8	6	26	85	4	1	.247
Minor League Totals		12-5	2.85	26	26	1	0	0	148.1	137	63	47	9	13	39	138	5	1	.247

CAREER TRANSACTIONS

- 2018 Selected by the Kansas City Royals in the first round (18th overall) of the First-Year Player Draft...signed by Jim Buckley



DANIEL TILLO

#46 🏆 LEFT-HANDED PITCHER

BATS
LEFT

THROWS
LEFT

HEIGHT
6-5

WEIGHT
230

BORN: JUNE 13, 1996 | SIOUX CITY, IOWA | OD AGE: 23

SELECTED: THIRD ROUND, 2017 | MLB SERVICE: 0 DAYS

2019 SEASON

- 🏆 Spent a majority of the year with Wilmington (A+), before being promoted to Northwest Arkansas (AA) on July 31... combined to go 8-9 with a 3.72 ERA (54 ER in 130.2 IP), while holding opponents to a .241 average (117-for-485).
- 🏆 Tossed his first professional shutout at Carolina on April 13, allowing two hits and two walks across 7.0 complete innings in a 6-0 triumph...one of 10 pitchers in the Carolina League to record a shutout and the first of three by Blue Rocks pitchers, along with Kris Bubic and Jonathan Bowlan.
- 🏆 Went 3-2 with a 1.57 ERA (5 ER in 28.2 IP), holding the

opposition to a .194 average (20-for-103) in his five July starts, before being promoted to Double-A.

- 🏆 Made 20 starts with Wilmington, while six of his nine appearances with Northwest Arkansas came out of the bullpen.
- 🏆 In his six relief appearances, went 1-0 with a 3.38 ERA (3 ER in 8.0 IP), no walks and 11 strikeouts...posted a 3.74 ERA (51 ER in 122.2 IP) overall as a starter.
- 🏆 Made 10 appearances for Surprise in the Arizona Fall League.

CAREER HIGHLIGHTS

- 🏆 **2018:** Split the year, between Lexington (A) and Wilmington, going 4-6 with a 4.76 ERA (71 ER in 134.1 IP).
- 🏆 His 26 starts tied for the most among Royals' minor league hurlers, while he ranked ninth in strikeouts (100) and 10th in innings.
- 🏆 Fanned a career-high 10 hitters over 6.1 innings at Columbia on May 3, taking a no-decision in a 4-3 Lexington defeat in

10 innings.

- 🏆 **2017:** In his first professional campaign, pitched for Surprise (Rookie) and Burlington (Rookie), going 3-2 with a 4.42 ERA (18 ER in 36.2 IP) in nine starts (10 appearances).
- 🏆 Earned his first professional win at Elizabethton on Aug. 3, tossing 5.0 scoreless innings in a 4-1 Burlington triumph.

MISC NOTES

- 🏆 **Daniel Tillo** resides in McCook Lake, S.D., during the offseason.
- 🏆 Graduated from Sioux City North (Iowa) High School in 2015...went 22-2 in his prep career, including 6-0 with a 0.98 ERA as a senior...also threw 49 touchdown passes as the school's starting quarterback...a three-time all-state player in basketball, earning Iowa Mr. Basketball honors as a senior.

- 🏆 Attended the University of Kentucky in 2016, where he made nine relief appearances as a freshman.

- 🏆 Transferred to Iowa Western Community College, where he recorded 57 strikeouts in 44.0 innings (11.7 K/9) over five starts (nine outings) in 2017.

CAREER PITCHING

YEAR	CLUB	W-L	ERA	G	GS	CG	SHO	SV	IP	H	R	ER	HR	HB	BB	SO	WP	BK	AVG
2017	Surprise	0-0	9.53	3	2	0	0	0	5.2	8	6	6	0	1	0	7	0	0	.333
	Burlington	3-2	3.48	7	7	0	0	0	31.0	35	14	12	1	3	6	25	2	0	.285
2018	Lexington	1-1	4.35	7	7	0	0	0	41.1	37	22	20	3	3	14	31	2	0	.233
	Wilmington	3-5	4.94	19	19	0	0	0	93.0	99	54	51	3	9	51	69	8	0	.279
2019	Wilmington	7-8	3.77	20	20	1	1	0	107.1	95	55	45	5	8	43	64	10	0	.238
	Northwest Arkansas	1-1	3.47	9	3	0	0	0	23.1	22	9	9	1	0	11	21	2	0	.256
Minor League Totals		15-17	4.27	65	58	1	1	0	301.2	296	160	143	13	24	125	217	24	0	.258

CAREER TRANSACTIONS

2017 Selected by the Kansas City Royals in the third round of the First-Year Player Draft...signed by Scott Melvin



TYLER ZUBER

#83 RIGHT-HANDED PITCHER

BATS
RIGHT

THROWS
RIGHT

HEIGHT
5-11

WEIGHT
190

BORN: JUNE 16, 1995 | WHITE HALL, ARK. | DD AGE: 24

SELECTED: SIXTH ROUND, 2017 | MLB SERVICE: 0 DAYS

2019 SEASON

- Split the season between Wilmington (A+) and Northwest Arkansas (AA), combining to go 4-4 with 21 saves and a 1.79 ERA (11 ER in 55.1 IP)...held the opposition to a .181 batting average (34-for-188) in his two stops.
- His ERA was the lowest among Royals' farmhands, while his save total and WHIP (0.90) ranked second (min. 50.0 IP).
- Named a Carolina League midseason All-Star...recorded the save for the North Division, despite allowing two runs in the ninth inning.
- Held right-handed batters to a .136 average (14-for-103) between his two stops...lefties batted .235 against him (20-for-85).

- Allowed just one earned run over his final 15 appearances (21.0 IP) with Wilmington (April 26-June 15), before being promoted to Double-A...during that run, he went 8-for-9 in save opportunities.
- After surrendering five earned runs in his first nine appearances with the Naturals, pitched to a 1.23 ERA (2 ER in 14.2 IP) in his final 13 outings of the year...allowed just three walks and recorded 17 strikeouts (10.43 K/9) in that span.
- Pitched for the Tigres del Licey in the Dominican Winter League, going 3-0 with a 1.20 ERA (2 ER in 15.0 IP) with a 0.87 WHIP in 17 appearances.

HONORS AND AWARDS

- 2019 Carolina League midseason All-Star

CAREER HIGHLIGHTS

- 2018:** Spent time at both Lexington (A) and Wilmington, going 18-for-20 in save opportunities to lead all KC minor league hurlers.
- Allowed just one run over his first eight appearances (April 5-May 3), posting a 0.96 ERA (1 ER in 9.1 IP), holding the opposition to a .206 average in that span (7-for-34).
- Successful in his first 11 save opportunities, before suffering his first blown save on July 11 at Frederick (with Wilmington),

allowing a pair of ninth-inning runs.

- 2017:** In his first professional season, pitched for both Burlington (Rookie) and Lexington, going 1-0 with six saves and a 3.62 ERA (11 ER in 27.1 IP) in 19 combined appearances.
- Recorded 38 strikeouts in 25.0 innings with the B-Royals (13.68 K/9).

MISC NOTES

- Full name is **John Tyler Zuber**...resides in White Hall, Ark., during the offseason.
- Graduated from White Hall High School (AR) in 2014...led the Bulldogs to the 5A state championship as a junior (2013).
- Attended Arkansas State University...recorded 258

strikeouts, which ranked second in school history, while his 89 career appearances ranked third...led the Red Wolves with a 2.06 ERA and 80 strikeouts in 52.1 innings (13.8 K/9) as a junior (2017)...became the highest drafted player from the school when the Royals selected him in the sixth round.

CAREER PITCHING

YEAR	CLUB	W-L	ERA	G	GS	CG	SHO	SV	IP	H	R	ER	HR	HB	BB	SO	WP	BK	AVG.
2017	Burlington	1-0	2.16	16	0	0	0	6	25.0	26	12	6	0	1	7	38	4	0	.265
	Lexington	0-0	19.29	3	0	0	0	0	2.1	8	5	5	0	0	3	1	0	0	.571
2018	Lexington	2-2	3.10	23	0	0	0	9	29.0	26	11	10	4	1	4	48	0	0	.241
	Wilmington	1-4	4.91	20	0	0	0	9	22.0	22	17	12	1	1	9	22	0	0	.265
2019	Wilmington	3-2	1.23	21	0	0	0	11	29.1	16	8	4	0	2	11	38	6	0	.160
	Northwest Arkansas	1-2	2.42	22	0	0	0	10	26.0	18	9	7	2	2	5	30	0	0	.205
Minor League Totals		8-10	2.96	105	0	0	0	45	133.2	116	62	44	7	7	39	177	10	0	.236

CAREER TRANSACTIONS

- 2017 Selected by the Kansas City Royals in the sixth round of the First-Year Player Draft...signed by Matt Price



NATIONAL BASEBALL HALL OF FAME AND MUSEUM

25 Main Street, Cooperstown, New York 13326

Phone: (607) 547-7200

Public Relations: (607) 547-0215

E-mail address: info@baseballhall.org

Website: baseballhall.org

Summer Hours: Memorial Day Weekend - Labor Day Weekend: 9 a.m. to 9 p.m.

Regular Hours: 9 a.m. to 5 p.m.

Holiday Closings: Thanksgiving Day, Christmas Day, and New Year's Day.

DIRECTORY: Jane Forbes Clark (Chairman), Joe Morgan (Vice Chairman), Tim Lincecum (President), Jeff Jones (Senior Vice President of Finance and Administration), Sean Gahagan (Vice President, Retail Merchandising & Licensing), Erik Strohl (Vice President, Exhibitions and Collections), Ken Meifert (Vice President, Sponsorship & Development)

RESEARCH AND LIBRARY CONTACTS: Jim Gates (Librarian)

PR CONTACTS: Jon Shestakofsky (Vice President, Communications & Education) and Craig Muder (Communications Director)

HALL OF FAME WEEKEND 2020: July 24-27

Class of 2020: Derek Jeter, Marvin Miller, Ted Simmons and Larry Walker

Awards Presentation: Sat. July 25, 4:30 p.m. ET **Induction:** Sun. July 26, 1:30 p.m. ET, Clark Sports Center

ROYALS IN THE HALL OF FAME

A total of eight former players, executives and managers in the National Baseball Hall of Fame spent at least some of their professional careers with the Kansas City Royals, including 2017 electee John Schuerholz, who served as Royals' general manager during the 1985 World Series-winning season. Along with Schuerholz are George Brett (1973-1993), Orlando Cepeda (1974), Joe Gordon (1969), Whitey Herzog (1975-79), Harmon Killebrew (1975), Bob Lemon (1970-1972) and Gaylord Perry (1983). To learn more about Kansas City Royals in the Hall of Fame, visit the "Hall of Famers" team pages at www.baseballhall.org.

2015 KANSAS CITY ROYALS WORLD SERIES CHAMPION ARTIFACTS IN THE HALL OF FAME

- Jersey worn by Royals first baseman Eric Hosmer in Game 5, which featured his daring dash home with the tying run in the ninth inning.
- Glove used by Royals catcher and World Series MVP Salvador Perez throughout the Series.
- Spikes worn throughout the Series by Royals center fielder Lorenzo Cain.
- Road cap worn by Royals closer Wade Davis, who struck out eight batters in four innings of work and notched the Series' only save.
- Bat used by Royals third baseman Mike Moustakas, who hit .304 in the Series.
- Bat used by Royals shortstop Alcides Escobar, who scored four runs in the Series.

OTHER NOTABLE ROYALS ARTIFACTS IN COOPERSTOWN

- Batting helmet used by Whit Merrifield throughout the 2019 season when he became the second right-handed hitter in history to lead the majors in hits for two straight seasons.
- Bat used by Eric Hosmer when he was named MVP of 2016 All-Star Game.
- Jersey worn by manager Ned Yost during the 2014 ALCS when he became first manager to win his first eight postseason games.
- Cap worn by Yordano Ventura during Game 6 of the 2014 World Series.
- Jersey worn by Joakim Soria on April 25, 2010 when he recorded his 94th big league save, setting a major league record for pitchers born in Mexico.
- Jersey worn by Zack Greinke during his final victory on Sept. 27 during his 2009 Cy Young winning season.
- Bat used by Hall of Famer George Brett at the end of the 1990 season, becoming the first player to win batting titles in three different decades.
- Bat from the famous pine-tar incident on July 24, 1983 when Hall of Famer George Brett hit a ninth inning go-ahead home run off Hall of Famer Goose Gosage only to be called out, setting off a bench-clearing incident.



Batting helmet worn by Whit Merrifield in 2019 when he led all of MLB in hits.

A LOOK AHEAD TO 2021

Ballots for the 2021 Hall of Fame/BBWAA election will be distributed following the 2020 season with results from the voting scheduled to be announced in January 2021. A partial list of first-year candidates for election includes Mark Buehrle, Tim Lincecum, Torii Hunter and Aramis Ramirez. Historical information on past BBWAA elections and the election process can be accessed at www.baseballhall.org or by contacting the Hall of Fame Communications department.

CONNECT TO COOPERSTOWN

- For up-to-the-minute news from Cooperstown, visit at www.baseballhall.org. Stay up-to-date on all the activity at the Hall of Fame's official site and through social networking on Facebook, Instagram, Twitter and YouTube.
- If you would like to receive interesting stories and timely news items direct from the Hall of Fame and get the inside track on the latest happenings in Cooperstown, sign up for *Inside Pitch*. There's no cost to receive our weekly electronic newsletter in your e-mail box at home or work and it's easy to enroll: Just log on to www.baseballhall.org/media/museum-facts.
- If you have an interest in receiving *Around The Horn*, the Hall's monthly media newsletter, please send an e-mail to info@baseballhall.org. Be sure to include your name, name of organization and e-mail address. Or visit www.baseballhall.org/media-info.

RESEARCH ASSISTANCE

The Hall of Fame is pleased to provide assistance in baseball research and members of the media are encouraged to utilize this valuable baseball resource whenever necessary by calling the Public Relations department at (607) 547-0215, or the Library Reference desk at (607) 547-0330.

Whit Merrifield's bunt single on April 10 extended his hitting streak to a franchise-record 31 games, passing George Brett.



KANSAS CITY ROYALS MEDIA GUIDE

IN REVIEW

2019



2019 DAY-BY-DAY RESULTS

										Winning		Losing		Home		Road	
Date	Opponent	D/N	W-L	Score	Record	Pos.	GB	Pitcher	Pitcher	Save	Att.	No.	Total	No.	Total		
March (2-1)																	
3/28	CWS	D	W	5-3	1-0	T1	-	Keller (1-0)	Rodón	Boxberger (1)	31,675	1	31,675				
3/30	CWS	D	W	8-6	2-0	1	-	Junis (1-0)	López	Kennedy (1)	13,533	2	45,208				
3/31	CWS	D	L	3-6	2-1	T1	-	Giolito	López (0-1)	Colomé	12,669	3	57,877				
April (7-19)																	
4/2	Min	N	L	4-5 (10)	2-2	T2	-1.0	Hildenberger	Boxberger (R, 0-1)	Parker	10,024	4	67,901				
4/3	Min	D	L	6-7	2-3	T3	-2.0	May	Peralta (R, 0-1)	Parker	10,575	5	78,476				
4/4	at Det	D	L	4-5	2-4	5	-2.5	Hardy	Zimmer (R, 0-1)	Greene	42,641			1	42,641		
4/6	at Det	D	L	4-7	2-5	5	-3.0	Alcántara	McCarthy (R, 0-1)	Greene	22,111			2	64,752		
4/7	at Det	D	L	1-3	2-6	5	-4.0	Ross	Keller (1-1)	Greene	15,028			3	79,780		
4/8	Sea	N	L	5-13	2-7	5	-4.5	Elias	Bailey (0-1)	-	10,259	6	88,735				
4/9	Sea	N	L	3-6	2-8	5	-5.0	Gonzales	Junis (1-1)	Swarzak	10,366	7	99,101				
4/10	Sea	N	L	5-6	2-9	5	-5.5	Swarzak	Boxberger (R, 0-2)	Elias	12,775	8	111,876				
4/11	Sea	D	L	6-7 (10)	2-10	5	-6.0	Brennan	Sparkman (R, 0-1)	Sadzeck	10,231	9	122,107				
4/12	Cle	N	W	8-1	3-10	5	-5.0	Keller (2-1)	Carrasco	-	11,950	10	134,057				
4/13	Cle	N	W	3-4	4-10	5	-4.5	Bailey (1-1)	Rodriguez	Peralta (1)	15,188	11	149,245				
4/14	Cle	D	W	9-8	5-10	5	-4.5	Peralta (R, 1-1)	Hand	-	14,303	12	163,548				
4/15	at CWS	N	L	4-5	5-11	5	-4.5	Bañuelos	Boxberger (R, 0-3)	Colomé	12,553			4	92,333		
4/16	at CWS	N	L	1-5	5-12	5	-4.5	R. López	J. López (0-2)	-	13,583			5	105,916		
4/17	at CWS	D	W	4-3 (10)	6-12	5	-5.0	Peralta (R, 2-1)	Jones	Barlow (1)	14,358			6	120,274		
4/18	at NYY	N	W	6-1	7-12	5	-4.5	Bailey (2-1)	Germán	-	39,106			7	159,380		
4/19	at NYY	N	L	2-6	7-13	5	-5.0	Sabathia	Junis (1-2)	-	39,668			8	199,048		
4/20	at NYY	D	L	2-9	7-14	5	-5.5	Tanaka	Fillmyer (0-1)	-	42,013			9	241,061		
4/21	at NYY	D	L	6-7 (10)	7-15	5	-6.5	Britton	Dickman (R, 0-1)	-	40,523			10	281,584		
4/22	at TB	N	L	3-6	7-16	5	-7.5	Font	Keller (2-2)	Pagán	9,914			11	291,498		
4/23	at TB	N	L	2-5	7-17	5	-7.5	Beeks	Bailey (2-2)	Pagán	8,298			12	299,796		
4/24	at TB	D	W	10-2	8-17	5	-6.5	Junis (2-2)	Snell	-	9,502			13	309,298		
4/26	LAA	N	L	1-5	8-18	5	-7.5	Skaggs	Duffy (0-1)	-	23,186	13	186,734				
4/27	LAA	N	W	9-4	9-18	5	-7.5	Barlow (R, 1-0)	Barria	-	18,755	14	205,489				
4/28	LAA	D	L	3-7	9-19	5	-8.5	Harvey	Bailey (2-3)	-	21,549	15	227,038				
4/29	TB	N	L	5-8	9-20	5	-9.5	Chirinos	Keller (2-3)	-	11,744	16	238,732				
4/30	TB	N						PPD - Rain, made up as doubleheader 5/1									
May (10-18)																	
5/1	TB	D	W	3-2	10-20	5	-8.5	Junis (3-2)	Stanek	Kennedy (2)	-	17	-				
	TB	D	W	8-2	11-20	5	-8.5	Sparkman (1-1)	Snell	-	11,411	18	250,193				
5/2	TB	D	L	1-3	11-21	5	-9.5	Kolarek	Peralta (R, 2-2)	Castillo	23,343	19	273,536				
5/3	at Det	N	L	3-4	11-22	5	-9.5	Boyd	López (0-3)	Greene	14,020			14	323,318		
5/4	at Det	D	W	15-3	12-22	5	-9.5	Bailey (3-3)	Ross	-	19,500			15	342,818		
5/5	at Det	D	L	2-5 (10)	12-23	5	-10.0	Farmer	Kennedy (R, 0-1)	-	16,369			16	359,187		
5/6	at Hou	N	L	4-6	12-24	5	-10.5	Cole	Junis (3-3)	Osuna	27,079			17	386,266		
5/7	at Hou	N	W	12-2	13-24	5	-10.5	Duffy (1-1)	McHugh	-	30,377			18	416,643		
5/8	at Hou	N	L	0-9	13-25	5	-11.5	Peacock	López (0-4)	-	22,698			19	439,341		
5/10	Phi	N	W	5-1	14-25	5	-11.5	Bailey (4-3)	Arrieta	-	20,015	20	293,551				
5/11	Phi	N	L	0-7	14-26	5	-12.0	Efin	Keller (2-4)	-	24,463	21	318,014				
5/12	Phi	D	L	1-6	14-27	5	-12.0	Irvin	Junis (3-4)	-	19,640	22	337,654				
5/14	Tex	N	W	11-5	15-27	5	-11.5	Duffy (2-1)	Miller	-	19,410	23	357,064				
5/15	Tex	N	L	1-6	15-28	5	-12.5	Minor	López (0-5)	-	14,572	24	371,636				
5/16	Tex	D	L	1-16	15-29	5	-13.5	Lynn	Bailey (4-4)	-	17,469	25	389,105				
5/17	at LAA	N	L	2-5	15-30	5	-14.5	Harvey	Keller (2-5)	Robles	43,444			20	482,785		
5/18	at LAA	N	L	3-6	15-31	5	-15.5	Canning	Junis (3-5)	Buttrey	43,415			21	526,200		
5/19	at LAA	D	W	5-1	16-31	5	-14.5	Duffy (3-1)	Skaggs	-	43,329			22	569,529		
5/21	at StL	N						PPD - Rain, made up as day-night doubleheader 5/22									
5/22	at StL	D	W	8-2	17-31	5	-15.5	Keller (3-5)	Wacha	-	42,735			23	612,264		
5/22	at StL	N	L	3-10	17-32	5	-15.5	Wainwright	Bailey (4-5)	-	42,529			24	654,793		
5/24	NYY	N						PPD - Rain, made up as day-night doubleheader 5/25									
5/25	NYY	D	L	3-7	17-33	5	-17.5	Happ	Barlow (R, 1-1)	-	25,243	26	414,348				
5/25	NYY	N	L	5-6	17-34	5	-18.0	Adams	López (0-6)	-	18,599	27	432,947				
5/26	NYY	D	W	8-7 (10)	18-34	5	-18.0	McCarthy (R, 1-1)	Holder	-	21,499	28	454,446				
5/27	at CWS^	D	L	1-2	18-35	5	-18.0	Colomé	Dickman (R, 0-2)	-	-			25			
5/28	at CWS	N	L	3-4	18-36	5	-19.0	Giolito	Keller (3-6)	Colomé	13,482			26	668,275		
5/29	at CWS	N	L	7-8	18-37	5	-19.5	Herrera	Kennedy (R, 0-2)	Colomé	16,167			27	684,442		
5/30	at Tex	N	W	4-2	19-37	5	-18.5	Junis (4-5)	Minor	Kennedy (3)	26,202			28	710,644		
5/31	at Tex	N	L	2-6	19-38	5	-19.5	Jurado	Duffy (3-2)	-	31,183			29	741,827		

^ - suspended game, completed on May 28

2019 DAY-BY-DAY RESULTS (CONT.)

Date	Opponent	D/N	W-L	Score	Record	Pos	GB	Winning	Losing	Save	Att.	Home		Road	
								Pitcher	Pitcher			No.	Total	No.	Total
June (10-17)															
6/1	at Tex	D	L	2-6	19-39	5	-20.5	Lynn	Bailey (4-6)	-	27,133			30	768,960
6/2	at Tex	D	L	1-5	19-40	5	-21.5	Sampson	Keller (3-7)	-	21,891			31	790,851
6/4	Bos	N	L	3-8	19-41	5	-21.5	Rodriguez	Barlow (R, 1-2)	-	13,184	29	467,630		
6/5	Bos	N	L	0-8	19-42	5	-22.0	Sale	Junis (4-6)	-	15,523	30	483,153		
6/6	Bos	D	L	5-7	19-43	5	-22.5	Brewer	Duffy (3-3)	-	19,928	31	503,081		
6/7	CWS	N	W	6-4	20-43	5	-22.5	Boxberger (R, 1-3)	Fry	Kennedy (4)	24,744	32	527,825		
6/8	CWS	D	L	0-2	20-44	5	-22.5	Giolioto	Keller (3-8)	-	20,889	33	548,714		
6/9	CWS	D	L	2-5	20-45	5	-23.5	R. López	Sparkman (1-2)	-	22,501	34	571,215		
6/11	Det	N	W	3-2	21-45	5	-23.5	Barlow (R, 2-2)	Alcántara	Kennedy (5)	20,776	35	591,991		
6/12	Det	N	L	2-3	21-46	5	-23.5	Ramirez	Diekmann (R, 0-3)	-	19,870	36	611,861		
6/13	vs. Det&	N	W	7-3	22-46	5	-23.5	Bailey (5-6)	Boyd	Kennedy (6)	25,454	37	637,315		
6/14	at Min	N	L	0-2	22-47	5	-24.5	Gibson	Diekmann (R, 0-4)	-	38,898			32	829,749
6/15	at Min	N	L	4-5	22-48	5	-25.5	Odorizzi	Sparkman (1-3)	-	39,267			33	869,016
6/16	at Min	D	W	8-6	23-48	5	-24.5	López (R, 1-6)	Pérez	Kennedy (7)	38,886			34	907,902
6/17	at Sea	N	W	6-4	24-48	5	-24.5	Flynn (R, 1-0)	Bass	Kennedy (8)	14,476			35	922,378
6/18	at Sea	N	W	9-0	25-48	5	-23.0	Bailey (6-6)	Kikuchi	-	12,697			36	935,075
6/19	at Sea	D	L	2-8	25-49	5	-23.5	Gonzales	Keller (3-9)	-	16,228			37	951,303
6/20	Min	N	W	4-1	26-49	5	-22.5	Sparkman (2-3)	Odorizzi	Kennedy (9)	22,683	38	659,998		
6/21	Min	N	L	7-8	26-50	5	-23.5	Harper	Diekmann (R, 0-5)	-	27,418	39	687,416		
6/22	Min	D	L	3-5 (10)	26-51	5	-24.5	May	Peralta (R, 2-3)	-	28,504	40	715,920		
6/23	Min	D	W	6-1	27-51	5	-23.5	Bailey (7-6)	Pineda	McCarthy (1)	21,257	41	737,177		
6/24	at Cle	N	L	2-3 (10)	27-52	5	-24.0	Hand	Peralta (R, 2-4)	-	15,413			38	966,716
6/25	at Cle	N	W	8-6	28-52	5	-24.0	McCarthy (R, 2-1)	Hand	Kennedy (10)	21,766			39	988,482
6/26	at Cle	D	L	3-5	28-53	5	-25.0	Bauer	Junis (4-7)	-	22,246			40	1,010,728
6/28	at Tor	N	L	2-6	28-54	4	-24.5	Hudson	Duffy (3-4)	-	18,399			41	1,029,127
6/29	at Tor	D	L	5-7	28-55	5	-25.5	Hudson	Barlow (R, 2-3)	-	24,906			42	1,054,033
6/30	at Tor	D	W	7-6	29-55	4	-24.5	Keller (4-9)	Sanchez	Kennedy (11)	21,727			43	1,075,033
July (11-15)															
7/1	at Tor	D	L	4-11	29-56	5	-25.0	Richard	Sparkman (2-4)	-	29,339			44	1,104,372
7/2	Cle	N	L	5-9	29-57	5	-25.0	Bauer	Junis (4-8)	-	18,394	42	755,571		
7/3	Cle	N	L	0-4	29-58	5	-25.5	Clevinger	Duffy (3-5)	-	25,049	43	780,620		
7/4	Cle	D	L	4-8	29-59	5	-26.0	Cimber	López (R, 1-7)	-	18,077	44	798,697		
7/5	at Was	N	W	7-4 (11)	30-59	5	-25.5	Flynn (R, 2-0)	Venters	Peralta (2)	25,213			45	1,129,585
7/6	at Was	D	L	0-6	30-60	5	-27.0	Scherzer	Sparkman (2-5)	-	27,863			46	1,157,448
7/7	at Was	D	L	2-5	30-61	4	-27.0	Doolittle	Diekmann (R, 0-6)	-	21,873			47	1,179,321
7/9	All-Star Game at Progressive Field in Cleveland														
7/12	Det	N	W	8-5	31-61	4	-27.0	Newberry (R, 1-0)	Hardy	Kennedy (12)	25,059	45	823,756		
7/13	Det	N	W	4-1	32-61	4	-27.0	Keller (5-9)	Boyd	Kennedy (13)	27,551	46	851,307		
7/14	Det	D	L	8-12	32-62	4	-27.0	Ramirez	Flynn (2-1)	-	13,763	47	865,070		
7/15	CWS	N	W	5-2	33-62	4	-26.5	Junis (5-8)	Giolioto	Kennedy (14)	16,006	48	881,076		
7/16	CWS	N	W	11-0	34-62	4	-25.5	Sparkman (C, 3-5)	Cease	-	16,557	49	897,633		
7/17	CWS	N	W	7-5	35-62	4	-24.5	Duffy (4-5)	Nova	Kennedy (15)	14,340	50	911,973		
7/18	CWS	D	W	6-5	36-62	4	-24.5	Keller (6-9)	Detwiler	Kennedy (16)	13,157	51	925,130		
7/19	at Cle	N	L	5-10	36-63	4	-24.5	Bieber	Montgomery (1-3)	-	26,640			48	1,205,961
7/20	at Cle	N	W	1-0	37-63	4	-23.5	Junis (6-8)	Plutko	Kennedy (17)	31,958			49	1,237,919
7/21	at Cle	D	L	4-5	37-64	4	-24.5	Plesac	Sparkman (3-6)	-	23,564			50	1,261,483
7/23	at Atl	N	W	5-4	38-64	4	-24.0	Hill (R, 1-0)	Swarzak	Kennedy (18)	36,570			51	1,298,053
7/24	at Atl	N	W	2-0	39-64	4	-23.5	Keller (7-9)	Teheran	Kennedy (19)	38,865			52	1,336,918
7/25	Cle	N	L	4-5 (14)	39-65	4	-24.0	Goody	Flynn (R, 2-2)	-	15,224	52	940,354		
7/26	Cle	N	L	3-8	39-66	4	-25.0	Plesac	Junis (6-9)	-	26,609	53	966,963		
7/27	Cle	N	L	1-9	39-67	4	-25.0	Clevinger	Sparkman (3-7)	-	31,181	54	998,144		
7/28	Cle	D	W	9-6	40-67	4	-25.0	Duffy (5-5)	Bauer	Kennedy (20)	14,380	55	1,012,524		
7/29	Tor	N	L	3-7	40-68	4	-25.5	Mayza	Keller (7-10)	-	18,306	56	1,030,830		
7/30	Tor	N	L	2-9	40-69	4	-26.5	Reid-Foley	Montgomery (1-4)	-	18,379	57	1,049,209		
7/31	Tor	D	L	1-4	40-70	4	-27.0	Waguespack	Junis (6-10)	-	14,480	58	1,063,689		

&- game played in Omaha, Neb.

2019 DAY-BY-DAY RESULTS (CONT.)

Date	Opponent	D/N	W-L	Score	Record	Pos.	GB	Winning	Losing	Save	Att.	Home		Road	
								Pitcher	Pitcher			No.	Total	No.	Total
August (8-19)															
8/2	at Min	N	L	9-11	40-71	4	-28.0	May	Lovelady (R, 0-1)	Romo	32,431			53	1,369,349
8/3	at Min	N	L	3-11	40-72	4	-29.0	Gibson	Duffy (5-6)	-	36,823			54	1,406,172
8/4	at Min	D	L	0-3	40-73	4	-30.0	Smeltzer	Keller (7-11)	Rogers	30,171			55	1,436,343
8/5	at Bos	N	L	5-7	40-74	4	-31.0	Porcello	Montgomery (1-5)	Workman	33,636			56	1,469,979
8/6	at Bos	N	W	6-2	41-74	4	-30.0	Junis (7-10)	Cashner	-	36,360			57	1,542,699
8/7	at Bos#	N	L	4-5 (10)	41-75	-	-	Taylor	Lovelady (R, 0-2)	-	32,453			58	1,575,152
8/8	at Det	N	L	8-10	41-76	4	-29.5	Jiménez	Lovelady (R, 0-3)	-	17,197			59	1,592,349
8/9	at Det	N	L	2-5	41-77	4	-30.0	Jackson	Keller (7-12)	-	21,475			60	1,613,824
8/10	at Det	N	W	7-0	42-77	4	-29.0	Montgomery (2-5)	Turnbull	-	26,028			61	1,639,852
8/11	at Det	D	W	10-2	43-77	4	-28.5	Junis (8-10)	Norris	-	19,790			62	1,659,642
8/13	StL	N	L	0-2	43-78	4	-29.5	Flaherty	Sparkman (3-8)	Martínez	23,563	59	1,087,252		
8/14	StL	N	L	0-6	43-79	4	-29.5	Hudson	Keller (7-13)	-	22,494	60	1,109,746		
8/16	NYM	N	W	4-1	44-79	4	-30.0	Montgomery (3-5)	Syndergaard	Kennedy (21)	21,439	61	1,131,165		
8/17	NYM	N	L	1-4	44-80	4	-30.5	deGrom	Junis (8-11)	Lugo	28,697	62	1,159,862		
8/18	NYM	N	L	5-11	44-81	4	-32.0	Familia	McCarthy (R, 2-2)	-	20,661	63	1,180,523		
8/19	at Bal	N	W	5-4	45-81	4	-31.0	López (2-7)	Means	Kennedy (22)	11,659			63	1,671,301
8/20	at Bal	N	L	1-4	45-82	4	-32.0	Harvey	Barnes (R, 1-2)	Givens	11,826			64	1,683,127
8/21	at Bal	N	L	1-8	45-83	4	-32.0	Brooks	Montgomery (3-6)	-	9,872			65	1,692,999
8/23	at Cle	N	L	1-4	45-84	4	-33.0	Plesac	Junis (8-12)	Hand	31,146			66	1,724,945
8/24	at Cle	N	L	2-4	45-85	4	-33.5	Clevinger	Sparkman (3-9)	Hand	33,349			67	1,758,294
8/25	at Cle	N	W	9-8 (10)	46-85	4	-33.5	Kennedy (R, 1-2)	Goody	López (1)	29,360			68	1,787,654
8/26	Oak	N	L	4-19	46-86	4	-34.0	Bailey	Keller (7-14)	-	13,595	64	1,194,118		
8/27	Oak	N	L	1-2	46-87	4	-35.0	Fiers	Montgomery (3-7)	Hendriks	13,669	65	1,207,787		
8/28	Oak	N	W	6-4	47-87	4	-35.0	Hill (R, 2-0)	Treinen	Kennedy (23)	15,049	66	1,222,836		
8/29	Oak	D	L	8-9	47-88	4	-36.0	Petit	Sparkman (3-10)	Hendriks	13,844	67	1,236,680		
8/30	Bal	N	L	2-14	47-89	4	-37.0	Means	Skoglund (0-1)	-	16,287	68	1,252,967		
8/31	Bal	N	W	7-5	48-89	4	-36.0	Barlow (R, 3-3)	Fry	Kennedy (24)	18,385	69	1,271,352		
September (11-14)															
9/1	Bal	D	W	6-4	49-89	4	-36.0	McCarthy (R, 3-2)	Fry	Kennedy (25)	18,208	70	1,289,560		
9/3	Det	N	W	6-5	50-89	4	-36.5	Kennedy (R, 2-2)	Reininger	-	12,644	71	1,302,204		
9/4	Det	N	W	5-4	51-89	4	-35.5	Junis (9-12)	Jackson	Kennedy (26)	15,308	72	1,317,512		
9/5	Det	D	L	4-6	51-90	4	-36.5	Boyd	Sparkman (3-11)	Jiménez	14,736	73	1,332,248		
9/6	at Mia	N	W	3-0	52-90	4	-36.0	J. López (3-7)	P. López (5-8)	Kennedy (27)	8,915			69	1,796,569
9/7	at Mia	N	W	7-2	53-90	4	-35.0	Duffy (6-6)	Conley	Hill (1)	13,112			70	1,809,681
9/8	at Mia	D	L	0-9	53-91	4	-35.5	Alcantara	Montgomery (3-8)	-	10,934			71	1,820,615
9/10	at CWS	N	L	3-7	53-92	4	-36.5	Nova	Junis (9-13)	-	15,196			72	1,835,811
9/11	at CWS	N	W	8-6	54-92	4	-35.5	Sparkman (4-11)	R. López	Kennedy (28)	14,385			73	1,850,196
9/12	at CWS	D	W	6-3	55-92	4	-35.0	J. López (4-7)	Giolito	Kennedy (29)	13,838			74	1,864,034
9/13	Hou	N	L	1-4	55-93	4	-35.0	Cole	Fillmyer (R, 0-2)	Osuna	20,593	74	1,352,841		
9/14	Hou	N	L	1-6	55-94	4	-36.5	Greinke	Montgomery (3-9)	-	20,716	75	1,373,557		
9/15	Hou	D	L	3-12	55-95	4	-36.5	Miley	Junis (9-14)	-	17,205	76	1,390,762		
9/16	at Oak	N	W	6-5	56-95	4	-36.5	McCarthy (R, 4-2)	Hendriks	Kennedy (30)	12,902			75	1,876,936
9/17	at Oak	N	L	1-2	56-96	4	-37.5	Puk	López (4-8)	Hendriks	14,992			76	1,891,928
9/18	at Oak	D	L	0-1 (11)	56-97	4	-37.5	Wendelken	Hahn (R, 0-1)	-	16,714			77	1,908,642
9/19	at Min	N	L	5-8	56-98	4	-38.5	Thorpe	Barnes (R, 1-3)	Rogers	24,565			78	1,933,207
9/20	at Min	N	L	3-4	56-99	4	-39.5	Dobnak	Skoglund (0-2)	May	29,468			79	1,962,675
9/21	at Min	N	W	12-5	57-99	4	-38.5	Rosario (R, 2-0)	Rogers	-	37,750			80	2,000,045
9/22	at Min	D	L	8-12	57-100	4	-39.5	Littell	López (4-9)	-	31,628			81	2,031,673
9/24	Atl	N	W	9-6	58-100	4	-39.5	Duffy (7-6)	Teheran	-	16,688	77	1,407,450		
9/25	Atl	N	L	2-10	58-101	4	-40.5	Jackson	Barnes (R, 1-4)	-	16,931	78	1,424,381		
9/27	Min	N	L	2-6	58-102	4	-42.0	Berrios	Skoglund (0-3)	-	15,389	79	1,439,770		
9/28	Min	N	L	3-4	58-103	4	-43.0	Duffey	Barnes (R, 1-5)	Rogers	21,995	80	1,461,765		
9/29	Min	D	W	5-4	59-103	4	-42.0	Kennedy (R, 3-2)	Graterol	-	17,875	81	1,479,659		

- suspended game, completed on August 22

RECAPING THE SEASON - The Kansas City Royals finished the 2019 season with a 59-103 record, one game better than their 2018 record (58-104). It marked the Royals' second-straight season with 100+ losses and the sixth in franchise history. KC placed fourth in the American League Central standings for the seventh time since MLB switched to the three-division format and first since 2011.

RECORD BREAKDOWN

Record	Post-All-Star	June
59-103	29-42	10-17
Home	March	July
31-50	2-1	11-15
Road	April	August
28-53	7-19	8-19
Pre-All-Star	May	September
30-61	10-18	11-14

YOST GOES OUT ON TOP - The winningest manager in franchise history, Ned Yost completed his managerial tenure with 1,203 career victories, including 746 with the Royals. Yost was named the 16th full-time skipper in club history on May 13, 2010 and retired following KC's season finale on September 29. He led Kansas City to consecutive World Series appearances in 2014 and 2015, winning the second World Series championship in franchise history in 2015, defeating the New York Mets in five games. Yost completed his career with 2,544 games managed, three ahead of Hall of Fame manager Earl Weaver for 32nd on baseball's all-time list.

TAKE ME TO YOUR LEADERS - The Royals became the first team to have a player or players lead the American League in hits, triples and home runs in 41 seasons. Whit Merrifield led the Major Leagues in hits (206), while he, Adalberto Mondesi and Hunter Dozier tied for the MLB lead in triples (10), with Arizona's Eduardo Escobar. Jorge Soler became the first Royal to lead the AL in home runs (48). The last team to accomplish this feat was the 1978 Red Sox, when Jim Rice was the league's MVP by leading the Majors in all three categories, with 213 hits, 15 triples and 46 homers. The last AL club to do this with a combination of players was the 1964 Minnesota Twins, who had Rich Rollins and Zoilo Versalles lead in triples (10), Tony Oliva in hits (217) and Harmon Killebrew in homers (49).

LEAGUE LEADER IN BRUISES - Alex Gordon also led the American League in the most painful category as Gordo was hit by pitch an AL-high 19 times this season, one more than Oakland's Mark Canha and Texas's Shin-soo Choo, who tied for second. Gordo's season total was also the second highest in franchise history, behind David DeJesus, who was plunked 23 times in 2007. His career total of 118 hit-by-pitches is now 40 more than the club's previous record holder, Mike Macfarlane, who finished his career with 78. Gordon's career total is tied for third among players active in 2019, matching Derek Dietrich and trailing Choo (150) and Anthony Rizzo (145). His total is also tied for 56th all-time in Major League history.

DIVISIONAL WORK - Kansas City took the final game of the season-ending three-game series against AL Central champion, Minnesota, finishing 31-45 against its own division. It marked the Royals' fewest wins in the division since going 31-41 in 2008. KC won its season series vs. the White Sox (10-9), but had a losing record against Detroit (9-10), Cleveland (7-12) and Minnesota (5-14), which matched the most losses in a season vs. a single opponent (also: 2016

vs. Cleveland, 2006 vs. Detroit, 2002 vs. Minnesota and 2001 vs. the White Sox). KC finished 28-58 in its out-of-division work, going 10-23 vs. the AL East, 9-24 against the AL West and 9-11 in Interleague play, which included an 8-8 record vs. the NL East and a 1-3 mark against St. Louis.

RECORD-SETTING DEFENSE - Kansas City committed just 73 errors this season, second fewest in the American League behind Houston (71) and third in the Majors (St. Louis-66). It marked the third-straight season that the Royals have set the club's single-season record for fewest errors in a 162-game season, after being charged with 79 miscues in 2017 and 77 in 2018. The Royals became the first team to record 80 errors or fewer in three-straight 162-game campaigns. Kansas City's .988 fielding percentage for the year was also the highest in franchise history, regardless of season length.

TRIPLE TRIPLE - In the final game of the season, Hunter Dozier tripled in the eighth inning and scored the tying run. With his 10th three-base hit, Dozier matched Arizona's Eduardo Escobar as well as teammates Whit Merrifield and Adalberto Mondesi for the Major League lead. The trio of Royals are the first to lead the American League in triples since Jose Offerman's 13 led the league in 1998. The 2019 Royals are the first team to have three players record at least 10 triples since 1984, when Houston's Jose Cruz (13), Bill Doran (11) and Craig Reynolds (11) turned the trick, while the last AL team to do it was the 1979 Royals with George Brett (20), Willie Wilson (13) and Darrell Porter (10). With their trio of league leaders, the Royals became the first team to have three players tie for the Major League lead in any major stat category (Elias). Despite this, as a team, KC finished tied for third in triples with 40 as a team, one behind Colorado and Detroit for the Major League lead.

SECOND-BEST THIEVES - After leading the Majors in steals for much of the season, Kansas City finished second to Texas (131), swiping 117 bags to match its total from 2018. It marked the ninth time in the last 10 years that the club has recorded at least 100 thefts. Despite appearing in just 102 games, Adalberto Mondesi finished second in the big leagues with a career-high 43 steals on the year, second to Malle Smith's 46 thefts. Mondesi led the Majors with 31 stolen bases when he was placed on the Injured List for a second time, July 17, but upon his return swiped an MLB-best 12 bags in September, before missing the final five games of the season.

SUPER SOLER - Jorge Soler became the first Royal to lead the American League in home runs, slugging a club-record 48 of them, which were 10 more than Mike Moustakas' previous record (38) from 2017. He hit three home runs over the final two days of the regular season, which included his fourth multi-homer game of 2019 and sixth of his career on September 28. His 48 home runs were one more than Rafael Palmeiro (47 in 1999 and 2001) for the most in a single-season in Major League history by a Cuban-born player. He became the fifth American League player to hit 48+ home runs in a season since 2010, joining Khris Davis (48 in 2018), Aaron Judge (52 in 2017), Chris Davis (53 in 2013) and José Bautista (54 in 2010). He hit 21 home runs at Kauffman Stadium, matching Chili Davis (1997) and Dean Palmer (1998) for the most in one season in the 47-year history of the ballpark. Soler also finished tied for second in the American League with 117 RBI, which were seventh most in a season by a Royal and the highest total since 2000, when Mike Sweeney (144) set the club record and Jermaine Dye collected 118 RBI.

ANOTHER WHIT TITLE - For the second year in a row, Whit Merrifield led the Royals in hits, finishing with 206, which matched Mike Sweeney (2000) for the sixth-most in a season in Royals history...after leading the Royals with 192 hits in 2018, Whit became just the second right-handed batter to lead MLB in knocks in consecutive seasons, joining Kirby Puckett, who did it in 1988 and '89. He is the first player regardless of handedness to lead the Royals in hits since Ichiro Suzuki did it in five-straight seasons (2006-10). Merrifield recorded a hit in a Major League-best 129 of 162 games (80.1%), three more than Kevin Seitzer's previous club record (126) set in 1987. It's the most games with a hit in the Royals since Derek Jeter also hit in 129 games in 2012, while he finished six games shy of tying the MLB record (since 1908), shared by: Suzuki (2001), Jeter (1999), Wade Boggs (1985), Chuck Klein (1930) and Rogers Hornsby (1922).

LET'S PLAY 162! - Whit Merrifield and Jorge Soler both played in every game this season, joining Baltimore's Jonathan Villar and Oakland's Marcus Semien as the only American League players to appear in all 162 games. Merrifield and Soler are the seventh and eighth Royals to play 162 games in a season, joining: Alcides Escobar (2014, 2016-17), Eric Hosmer (2017), Billy Butler (2013), Carlos Beltrán (2002), Al Cowens (1977) and Hal McRae (1977). The Royals were the first AL club to have two players appear in 162 games since the 2017 Royals, while prior to that it hadn't been done since Raúl Ibáñez and Ichiro Suzuki did it with Seattle in 2008. In addition to 2019 and 2017, Cowens and McRae made the 1977 club the only other Royals team in which two players played in all 162 contests.

WE'RE GOING STREAKING - Whit Merrifield opened the year by hitting safely in his first 11 contests of 2019 to establish a club record with a 31-game hitting streak, which dated back to September 7, 2018. Merrifield's run was one better than George Brett, who hit in 30-straight games between July 18-August 18 in 1980. It was the longest hitting streak in the Major Leagues since Atlanta's Dan Uggla hit safely in 33 consecutive contests in 2011. Merrifield also had a 15-game hitting streak from June 29-July 15, which was the longest by a Royal in 2019 and eighth longest in the American League this season.

RACKING UP THE K's - After being acquired by the Royals on July 15, left-hander Mike Montgomery enjoyed a career night in Detroit less than a month later, fanning 12 Tigers over 7.0 shutout innings in a 7-0 triumph. He recorded the third 12-strikeout performance by a Royal without issuing a walk, joining Luke Hochevar (13 K in 7.0 IP) at Texas on July 25, 2009 and Zack Greinke (12 K in 9.0 IP) vs. Cincinnati on June 13, 2010. Monty's 12 strikeouts were the most in a game by a Royals pitcher since Nate Karns also fanned 12 on May 13, 2017 vs. Baltimore. Montgomery recorded the fifth and final double-digit strikeout game by a Royal in 2019, joining Brad Keller (10) on April 12 vs. Cleveland, Jorge López (10) at the White Sox on April 16, Jakob Junis (11) vs. the White Sox on July 15 and Danny Duffy (11) at Atlanta on July 23. Kansas City's 1,230 strikeouts for the year were second most in franchise history, behind the 2016 squad's 1,287. Junis led the staff with 164 K's, matching his team-leading total from 2018.

KENNEDY JOINS ELITE COMPANY - Ian Kennedy made the successful transition from starter to reliever this season, tying for fourth in the American League with 30 saves. He became the fifth different Royal to record 30+ saves in a season, joining Jeff Montgomery and Dan Quisenberry, who

did it five times each and Greg Holland and Joakim Soria, who each had three 30-save campaigns. Kennedy, who had just two relief appearances at the big league level prior to this season, recorded a career-high 21 victories in 2011 with Arizona, making him the fourth pitcher to record both a 20-win and a 30-save campaign, joining John Smoltz, Derek Lowe and Dennis Eckersley. Kennedy saved 10 of KC's final 16 victories (earned the win in the season finale) and 30 of the club's 59 wins overall (51.7%), the highest rate by an AL pitcher who worked with just one team this season and second highest in the majors, behind Kirby Yates, who saved 40 of San Diego's 70 wins (57.1%). Of Kennedy's 30 saves, 28 of them came between May 30 and the end of the season, two more than any other pitcher in the big leagues during that time.

ON NEUTRAL GROUND - On June 13, Kansas City played its first neutral-site game in franchise history, when it downed division rival Detroit, 7-3 at TD Ameritrade Park in Omaha, Neb., the site of the NCAA College World Series. It also marked the first Major League game played in the state of Nebraska. Rookie Nicky Lopez, who played his home games at the park with Creighton University, hit his first Major League home run to get KC on the board in the second inning. Whit Merrifield, also of College World Series fame with the University of South Carolina, collected a pair of doubles in the contest, including a two-base hit in the fourth inning that brought in a pair of runs.

HOMEGROWN ROSTER - Kansas City finished the season with a Major League-high 21 players on the active roster that were either drafted or originally signed by the organization. The Royals also had 13 different players make their Major League debuts in 2019, eight of which were originally drafted or signed by KC. The total number of debuts was one shy of the franchise record, set in 1995 and matched in 2004. The 13 players to debut included Frank Schwindel (March 28), Kyle Zimmer (March 31), Chris Ellis (March 31), Richard Lovelady (April 9), Kelvin Gutierrez (April 27), Nicky Lopez (May 14), Humberto Arteaga (June 20), Bubba Starling (July 12), Josh Staumont (July 25), Nick Dini (August 7), Ryan McBroom (September 3), Erick Mejia (September 5) and Gabe Speier (September 5). During the season, KC used 51 players (30 pitchers), which were the most since it employed 55 players (31 pitchers).

HOME CROWDS - The Royals drew 1,479,659 fans to Kauffman Stadium in 2019, upping the franchise total to 88,190,682 in 51 seasons. The home attendance mark includes just 80 dates, due to the traditional doubleheader vs. Tampa Bay on May 1.

SUPER DUPER - Royals replay specialist Bill Duplissee once again posted the best overturn rate (75.0%) in the Majors this season, with 24 of the 32 calls he challenged being overturned. His total was also third highest in baseball, behind only Texas (31) and Philadelphia (27), though both challenged 49 calls or more. His percentage was well above the Major League average of a 46.8% overturn rate. Duper had a streak of 47 consecutive challenges that came back as overturned or stands that was halted on April 9 of this year when a play at the plate came back as confirmed. Duplissee has a Majors-best 73.2% success rate (109-for-149) since 2016.

AMERICAN LEAGUE

EAST	WON	LOST	PCT.	GB	HOME	ROAD	VS. EAST	VS. CENTRAL	VS. WEST	VS. NL
New York	103	59	.636	-	57-24	46-35	54-22	18-15	19-14	12-8
Tampa Bay#	96	66	.593	7.0	48-33	48-33	44-32	20-13	18-15	14-6
Boston	84	78	.519	19.0	38-43	46-35	35-41	21-11	18-16	10-10
Toronto	67	95	.414	36.0	35-46	32-49	33-43	17-18	14-17	3-17
Baltimore	54	108	.333	49.0	25-56	29-52	24-52	12-20	11-23	7-13

CENTRAL	WON	LOST	PCT.	GB	HOME	ROAD	VS. EAST	VS. CENTRAL	VS. WEST	VS. NL
Minnesota	101	61	.623	-	46-35	55-26	20-12	50-26	23-11	8-12
Cleveland	93	69	.574	8.0	49-32	44-37	18-16	48-28	19-13	8-12
Chicago	72	89	.447	28.5	39-41	33-48	15-18	38-37	13-20	6-14
KANSAS CITY	59	103	.364	42.0	31-50	28-53	10-23	31-45	9-24	9-11
Detroit	47	114	.292	53.5	22-59	25-55	14-19	22-53	6-27	5-15

WEST	WON	LOST	PCT.	GB	HOME	ROAD	VS. EAST	VS. CENTRAL	VS. WEST	VS. NL
Houston	107	55	.660	-	60-21	47-34	19-13	21-13	56-20	11-9
Oakland#	97	65	.599	10.0	52-29	45-36	17-16	25-8	44-32	11-9
Texas	78	84	.481	29.0	45-36	33-48	18-14	18-16	33-43	9-11
Los Angeles	72	90	.444	35.0	38-43	34-47	17-18	13-18	30-46	12-8
Seattle	68	94	.420	39.0	35-46	33-48	14-19	18-15	27-49	9-11

NATIONAL LEAGUE

EAST	WON	LOST	PCT.	GB	HOME	ROAD	VS. EAST	VS. CENTRAL	VS. WEST	VS. AL
Atlanta	97	65	.599	-	50-31	47-34	46-30	20-13	18-15	13-7
Washington#	93	69	.574	4.0	50-31	43-38	44-32	17-15	18-16	14-6
New York	86	76	.531	11.0	48-33	38-43	40-36	14-19	17-16	15-5
Philadelphia	81	81	.500	16.0	45-36	36-45	36-40	20-13	14-19	11-9
Miami	57	105	.352	40.0	30-51	27-54	24-52	10-24	14-18	9-11

CENTRAL	WON	LOST	PCT.	GB	HOME	ROAD	VS. EAST	VS. CENTRAL	VS. WEST	VS. AL
St. Louis	91	71	.562	-	50-31	41-40	18-15	46-30	18-15	9-11
Milwaukee#	89	73	.549	2.0	49-32	40-41	21-11	45-31	15-19	8-12
Chicago	84	78	.519	7.0	51-30	33-48	17-17	37-39	18-14	12-8
Cincinnati	75	87	.463	16.0	41-40	34-47	17-17	33-43	16-16	9-11
Pittsburgh	69	93	.426	22.0	35-46	34-47	11-21	29-47	17-17	12-8

WEST	WON	LOST	PCT.	GB	HOME	ROAD	VS. EAST	VS. CENTRAL	VS. WEST	VS. AL
Los Angeles	106	56	.654	-	59-22	47-34	23-10	22-11	51-25	10-10
Arizona	85	77	.525	21.0	44-37	41-40	17-17	16-16	38-38	14-6
San Francisco	77	85	.475	29.0	35-46	42-39	14-19	14-19	38-38	11-9
Colorado	71	91	.438	35.0	43-38	28-53	16-17	15-18	32-44	8-12
San Diego	70	92	.432	36.0	36-45	34-47	14-18	14-20	31-45	11-9

- Wild Card qualifier

2019 HITTING/PITCHING

PLAYER	AVG	G	AB	R	H	2B	3B	HR	RBI	SAC	SF	HBP	BB	SO	SB	CS	GIDP	E	OBP	SLG	OPS
Arteaga, H	.197	41	122	11	24	4	0	0	4	3	0	2	8	28	1	1	2	3	.258	.230	.487
Bonifacio, J	.350	5	20	3	7	3	0	0	3	0	0	0	1	7	0	0	0	0	.381	.500	.881
Cuthbert, C	.246	87	309	24	76	14	0	9	40	0	0	2	19	67	0	0	14	13	.294	.379	.673
Dini, N	.196	20	56	11	11	3	0	2	6	1	1	2	4	18	0	0	1	1	.270	.357	.627
Dozier, H	.279	139	523	75	146	29	10	26	84	0	5	3	55	148	2	2	9	9	.348	.522	.870
Duda, L	.171	39	105	7	18	4	0	4	15	0	2	1	11	32	0	0	3	0	.252	.324	.576
Gallagher, C	.238	45	126	14	30	7	0	3	12	1	1	3	11	28	0	1	3	1	.312	.365	.677
Gordon, A	.266	150	556	77	148	31	1	13	76	1	6	19	51	100	5	3	13	1	.345	.396	.741
Gore, T	.275	37	51	13	14	2	1	0	1	0	0	1	6	18	13	5	0	1	.362	.353	.715
Guierrez, K	.260	20	73	4	19	2	1	1	11	0	1	0	5	24	1	0	2	3	.304	.356	.660
Hamilton, B	.218	119	316	41	69	14	2	0	15	3	2	0	32	87	22	6	1	0	.289	.275	.564
w/ KC	.211	93	275	32	58	12	2	0	12	3	2	0	25	74	18	5	1	0	.275	.269	.544
w/ ATL	.268	26	41	9	11	2	0	0	3	0	0	0	7	13	4	1	0	0	.375	.317	.692
Lopez, N	.240	103	379	44	91	22	2	2	30	4	0	1	18	51	1	1	5	4	.276	.325	.601
Maldonado, M	.213	105	333	46	71	19	0	12	27	2	1	6	32	86	0	0	11	6	.293	.378	.671
w/ KC	.227	74	238	26	54	15	0	6	17	2	1	5	17	55	0	0	9	2	.291	.366	.657
w/ CHC	.000	4	11	0	0	0	0	0	0	0	0	0	2	5	0	0	0	1	.154	.000	.154
w/ HOU	.202	27	84	20	17	4	0	6	10	0	0	1	13	26	0	0	2	3	.316	.464	.781
McBroom, R	.293	23	75	8	22	5	0	0	6	0	0	1	7	25	0	0	3	0	.361	.360	.721
Mejia, E	.227	9	22	3	5	1	0	0	4	0	1	0	4	7	0	0	1	0	.333	.273	.606
Merrifield, W	.302	162	681	105	206	41	10	16	74	0	4	5	45	126	20	10	8	11	.348	.463	.811
Mondesti, A	.263	102	415	58	109	20	10	9	62	3	6	0	19	132	43	7	7	7	.291	.424	.715
O'Hearn, R	.195	105	328	32	64	13	1	14	38	0	2	1	39	99	0	1	7	4	.281	.369	.650
Owings, C	.139	66	180	13	25	6	1	3	14	0	0	2	14	78	5	2	2	1	.209	.233	.443
w/ KC	.133	40	135	9	18	4	1	2	9	0	0	2	8	55	4	1	1	0	.193	.222	.415
w/ BOS	.156	26	45	4	7	2	0	1	5	0	0	0	6	23	1	1	1	1	.255	.267	.522
Phillips, B	.138	30	65	7	9	2	0	2	6	2	2	0	10	23	3	0	1	0	.247	.262	.508
Schwindel, F	.067	6	15	0	1	0	0	0	0	0	0	0	0	2	0	0	0	1	.067	.067	.133
Soler, J	.265	162	589	95	156	33	1	48	117	0	4	10	73	178	3	1	16	3	.354	.569	.922
Starling, B	.215	56	186	26	40	7	0	4	12	1	0	1	9	56	2	0	4	1	.255	.317	.572
Vitoria, M	.211	42	133	7	28	7	0	1	15	1	4	0	10	44	0	1	4	1	.259	.286	.544
Bailey, H	.400	3	5	0	2	0	0	0	1	0	0	0	0	1	0	0	0	0	.400	.400	.800
w/ KC	.000	1	1	0	0	0	0	0	0	0	0	0	0	0	0	0	0	0	.000	.000	.000
w/ OAK	.500	2	4	0	2	0	0	0	1	0	0	0	0	0	1	0	0	0	.500	.500	1.000
Duffy, D	.250	2	4	0	1	0	0	0	0	0	0	0	0	2	0	0	0	1	.250	.250	.500
Junis, J	.000	1	2	0	0	0	0	0	0	0	0	0	0	0	0	0	0	1	.000	.000	.000
Keller, B	.125	3	8	0	1	0	0	0	1	1	0	0	1	5	0	0	0	1	.222	.125	.347
Lopez, J	.000	3	1	0	0	0	0	0	0	1	0	0	0	0	0	0	0	0	.000	.000	.000
Montgomery, M	.167	19	6	0	1	0	0	0	0	0	0	0	3	0	0	0	0	0	.167	.167	.333
w/ CHC	.200	18	5	0	1	0	0	0	0	0	0	0	2	0	0	0	0	0	.200	.200	.400
w/ KC	.000	1	1	0	0	0	0	0	0	0	0	0	0	1	0	0	0	0	.000	.000	.000
Sparkman, G	.000	3	2	0	0	0	0	0	0	0	0	0	0	0	0	0	0	0	.000	.000	.000
Royals	.247	162	5496	691	1356	281	40	162	655	24	42	59	456	1405	117	39	113	73	.309	.401	.710
Opponents	.273	162	5576	869	1525	299	28	221	839	18	49	81	582	1230	57	27	133		.348	.456	.804

PITCHER	W	L	ERA	G	GS	CG	SHO	SV	IP	H	R	ER	HR	HB	BB	SO	WP	BK	GIDP	OPP AVG
Arteaga, H	0	0	5.40	1	0	0	0	0	1.2	2	1	1	1	0	1	0	0	0	0	.286
Bailey, H	13	9	4.57	31	31	0	0	0	163.1	162	84	83	21	4	53	149	4	1	11	.256
w/ KC	7	6	4.80	18	18	0	0	0	90	89	49	48	12	2	38	81	2	0	6	.258
w/ OAK	6	3	4.30	13	13	0	0	0	73.1	73	35	35	9	2	15	68	2	1	5	.254
Barlow, S	3	3	4.22	61	0	0	0	1	70.1	64	33	33	6	3	37	92	5	1	2	.240
Barnes, J	1	5	7.44	33	1	0	0	0	32.2	36	30	27	7	0	22	32	3	0	2	.265
w/ MIL	1	1	6.86	18	1	0	0	0	19.2	22	17	15	3	0	11	22	1	0	1	.265
w/ KC	0	4	8.31	15	0	0	0	0	13	14	13	12	4	0	11	10	2	0	1	.264
Boxberger, B	1	3	5.40	29	0	0	0	1	26.2	25	16	16	3	1	17	27	1	0	0	.243
Dickman, J	1	7	4.65	76	0	0	0	0	62	49	34	32	3	11	39	84	6	0	4	.215
w/ KC	0	6	4.75	48	0	0	0	0	41.2	33	23	22	3	8	23	63	4	0	2	.212
w/ OAK	1	1	4.43	28	0	0	0	0	20.1	16	11	10	0	3	16	21	2	0	2	.222
Duffy, D	7	6	4.34	23	23	0	0	0	130.2	125	69	63	21	8	46	115	4	0	18	.251
Ellis, C	0	0	0.00	1	0	0	0	0	1	1	0	0	0	0	1	0	0	0	0	.250
Fillmyer, H	0	2	8.06	12	3	0	0	0	22.1	28	20	20	6	3	12	15	1	0	0	.308
Flynn, B	2	2	5.22	11	1	0	0	0	29.1	38	18	17	2	3	17	22	2	1	6	.333
Gordon, A	0	0	19.29	2	0	0	0	0	2.1	8	5	5	1	0	2	0	0	0	0	.571
Hahn, J	0	1	13.50	6	0	0	0	0	4.2	7	7	7	1	0	6	7	0	0	0	.333
Hill, T	2	0	3.63	46	0	0	0	1	39.2	31	17	16	4	4	13	39	0	0	6	.217
Junis, J	9	14	5.24	31	31	0	0	0	175.1	192	108	102	31	11	58	164	4	0	15	.276
Keller, B	7	14	4.19	28	28	0	0	0	165.1	154	80	77	15	9	70	122	9	1	22	.247
Kennedy, I	3	2	3.41	63	0	0	0	30	63.1	64	24	24	6	1	17	73	3	0	4	.261
Lively, B	0	0	27.00	1	0	0	0	0	1	3	3	3	1	0	0	1	0	0	0	.500
Lopez, J	4	9	6.33	39	18	0	0	1	123.2	140	94	87	27	10	42	109	6	0	11	.286
Lovelady, R	0	3	7.65	25	0	0	0	0	20	30	17	17	2	1	8	17	1	0	3	.353
McCarthy, K	4	2	4.48	56	0	0	0	1	60.1	68	31	30	4	2	21	38	2	0	5	.285
Montgomery, M	3	9	4.95	33	13	0	0	0	91	113	55	50	18	4	34	69	3	0	13	.315
w/ CHC	1	2	5.67	20	0	0	0	0	27	35	18	17	6	0	13	18	0	0	4	.327
w/ KC	2	7	4.64	13	13	0	0	0	64	78	37	33	12	4	21	51	3	0	9	.310
Newberry, J	1	0	3.77	27	0	0	0	0	31	29	13	13	7	1	16	29	0	0	2	.248
Owings, C	0	0	21.60	1	0	0	0	0	1.2	6	4	4	2	0	1	0	0	0	0	.545
Peralta, W	2	4	5.80	42	0	0	0	2	40.1	45	28	26	7	2	19	24	0	0	9	.296
Rosario, R	2	0	4.40	19	0	0	0	0	14.1	15	9	7	2	0	5	13	3	0	1	.259
w/ CHC	1	0	5.91	13	0	0	0	0	10.2	12	8	7	2	0	5	10	2	0	1	.273
w/ KC	1	0	0.00	6	0	0	0	0	3.2	3	1	0	0	0	0	3	1	0	0	.214
Skoglund, E	0	3	9.00	6	4	0	0	0	21	30	21	21	5	1	9	4	0	0	2	.337
Sparkman, G	4	11	6.02	31	23	1	1	0	136	164	96	91	30	6	41	81	6	2	8	.296
Speier, G	0	0	7.36	9	0	0	0	0	7.1	5	6	6	2	0	6	10	1	0	0	.185
Stamont, J	0	0	3.72	16	0	0	0	0	19.1	21	13	8	4	1	10	15	0	0	1	.273
Zimmer, K	0	1	10.80	15	0	0	0	0	18.1	28	22	22	2	0	19	18	2	0	1	.337
Royals	59	103	5.20	162	162	1	7	37	1425	1525	869	834	221	81	582	1230	59	5	113	.273
Opponents	103	59	3.96	162	162	4	12	47	1444.1	1356	691	625	162	59	456	1405	46	4	133	.247

	Home		Road		Totals	
	W	L	W	L	W	L
Shutouts	2	6	5	6	7	12
SHO - Individual	1	2	0	1	1	3
Extra Innings	1	4	3	5	4	9
One-Run Decisions	8	11	7	14	15	25
Two-Run Decisions	7	6	6	9	13	15
VS. LH Starters	7	14	9	13	16	27
VS. RH Starters	24	36	19	40	43	76
Grass Fields	31	50	26	48	57	98
Artificial Fields	0	0	2	5	2	5
Day Games	11	20	10	20	21	40
Night Games	20	30	18	33	38	63

	Home		Road		Totals	
	W	L	W	L	W	L
Totals vs. AL	28	43	22	49	50	92
Totals vs. NL	3	7	6	4	9	11
Totals vs. AL East	5	11	5	12	10	23
Totals vs. AL Central	20	18	11	27	31	45
Totals vs. AL West	3	14	6	10	9	24
vs. Atlanta	1	1	2	0	3	1
vs. Baltimore	2	1	1	2	3	3
vs. Boston	0	3	1	2	1	5
vs. Chicago White Sox	7	3	3	6	10	9
vs. Cleveland	4	6	3	6	7	12
vs. Detroit	6	3	3	7	9	10
vs. Houston	0	3	1	2	1	5
vs. Los Angeles Angels	1	2	1	2	2	4
vs. Miami	0	0	2	1	2	1
vs. Minnesota	3	6	2	8	5	14
vs. New York Mets	1	2	0	0	1	2
vs. New York Yankees	1	2	1	3	2	5
vs. Oakland	1	3	1	2	2	5
vs. Philadelphia	1	2	0	0	1	2
vs. St. Louis	0	2	1	1	1	3
vs. Seattle	0	4	2	1	2	5
vs. Tampa Bay	2	2	1	2	3	4
vs. Texas	1	2	1	3	2	5
vs. Toronto	0	3	1	3	1	6
vs. Washington	0	0	1	2	1	2
Overall Totals	31	50	28	53	59	103

	KC	OPP		WON	LOST
Double Plays	152	133	Starters	39	70
Triple Plays	0	0	Relievers	20	33
Left on Base	1056	1163	Streaks	4	10
Grand Slam HR	3	6			
Home Runs - Home	62	101			
Home Runs - Road	100	120			
Doubleheaders (Home)	1-0-0				
Doubleheaders (Road)	0-0-0				

SCORING STATS

	Score by Innings															Total
	1	2	3	4	5	6	7	8	9	10	11	12	13	14	15	
Royals	87	65	106	63	84	74	69	84	52	3	3	-	-	1	-	691
Opponents	106	100	103	67	108	106	101	94	71	10	1	-	-	2	-	869
	Victory Margin															
	1	2	3	4	5	6	7	8	9	10	11	12	13	14	15+	
Royals	15	13	11	4	4	3	3	2	1	1	1	1	-	-	-	
Opponents	25	15	19	17	6	4	6	5	3	-	-	1	-	-	2	

2019 AMERICAN LEAGUE STATS

BATTING

CLUB	AVG	AB	R	H	2B	3B	HR	RBI	SH	SF	HP	BB	SO	SB	CS	GIDP	OBP	SLG
Houston	.274	5613	920	1538	323	28	288	891	10	57	66	645	1166	67	27	146	.352	.495
Minnesota	.270	5732	939	1547	318	23	307	906	10	41	81	525	1334	28	21	101	.338	.494
Boston	.269	5770	901	1554	345	27	245	857	20	44	49	590	1382	68	30	127	.340	.466
New York	.267	5583	943	1493	290	17	306	904	10	33	49	569	1437	55	22	113	.339	.490
Chicago	.261	5529	708	1443	260	20	182	676	36	32	66	378	1549	63	28	114	.314	.414
Tampa Bay	.254	5628	769	1427	291	29	217	730	8	34	73	542	1493	94	37	114	.325	.431
Cleveland	.250	5425	769	1354	286	18	223	731	40	46	50	563	1332	103	35	110	.323	.432
Oakland	.249	5561	845	1384	292	23	257	800	7	36	87	578	1338	49	21	140	.327	.448
Texas	.248	5540	810	1374	296	24	223	765	17	44	67	534	1578	131	38	98	.319	.431
Los Angeles	.247	5542	769	1368	268	21	220	734	4	42	67	586	1276	65	20	143	.324	.422
Kansas City	.247	5496	691	1356	281	40	162	655	24	42	59	456	1405	117	39	113	.309	.401
Baltimore	.246	5596	729	1379	252	25	213	698	22	37	71	462	1435	84	30	111	.310	.415
Detroit	.240	5549	582	1333	292	41	149	556	9	42	48	391	1595	57	20	108	.294	.388
Seattle	.237	5500	758	1305	254	28	239	730	14	37	58	588	1581	115	47	83	.316	.424
Toronto	.236	5493	726	1299	270	21	247	697	14	28	45	509	1514	51	20	107	.305	.428
Totals	.253	83557	11859	21154	4318	385	3478	11330	245	595	936	7916	21415	1147	435	1728	.323	.439

PITCHING

CLUB	W	L	ERA	G	CG	SHO	SV	IP	H	R	ER	HR	HB	BB	SO	WP	BK	AVG
Tampa Bay	96	66	3.65	162	0	12	46	1474.1	1274	656	598	181	60	453	1621	59	7	.230
Houston	107	55	3.66	162	2	14	47	1462.1	1205	640	595	230	41	448	1671	41	8	.221
Cleveland	93	69	3.76	162	6	16	42	1437.2	1308	657	601	207	62	450	1508	42	2	.240
Oakland	97	65	3.97	162	1	12	45	1465.0	1342	680	646	201	66	477	1299	74	4	.242
Minnesota	101	61	4.18	162	1	10	50	1463.1	1456	754	680	198	61	452	1463	71	5	.257
New York	103	59	4.31	162	1	9	50	1443.0	1374	739	691	248	44	507	1534	55	5	.248
Boston	84	78	4.70	162	1	8	33	1471.0	1423	828	768	215	76	605	1633	81	6	.251
Toronto	67	95	4.79	162	1	7	33	1440.1	1450	828	767	228	69	604	1332	70	6	.259
Chicago	72	89	4.90	161	6	7	33	1412.2	1438	832	769	238	51	582	1312	71	5	.263
Seattle	68	94	4.99	162	3	4	34	1439.1	1484	893	798	260	51	505	1239	75	4	.263
Texas	78	84	5.06	162	4	9	33	1438.0	1515	878	808	241	70	583	1379	68	3	.269
Los Angeles	72	90	5.12	162	0	2	32	1442.2	1417	868	820	267	82	576	1404	98	9	.254
Kansas City	59	103	5.20	162	1	7	37	1425.0	1525	869	824	221	81	582	1230	59	5	.273
Detroit	47	114	5.24	161	0	3	31	1433.0	1555	915	835	250	69	536	1368	66	7	.275
Baltimore	54	108	5.59	162	0	5	27	1443.0	1544	981	897	305	80	561	1248	75	6	.271
Totals	1198	1230	4.60	2428	27	125	573	21690.2	21310	12018	11097	3490	963	7921	21241	1005	82	.255

FIELDING

CLUB	PCT	G	PO	A	E	TC	DP	TP	PB
Houston	.988	162	4387	1353	71	5811	97	0	7
Kansas City	.988	162	4275	1505	73	5853	152	0	10
Oakland	.987	162	4395	1464	80	5939	123	0	19
Cleveland	.985	162	4313	1322	83	5718	111	0	2
Tampa Bay	.985	162	4423	1414	87	5924	129	0	16
Boston	.985	162	4413	1436	88	5937	115	0	15
Los Angeles	.984	162	4328	1469	92	5889	118	0	11
Toronto	.984	162	4321	1503	96	5920	141	0	9
New York	.982	162	4329	1347	102	5778	135	0	13
Texas	.982	162	4314	1364	105	5783	143	0	11
Baltimore	.982	162	4329	1442	108	5879	156	0	16
Detroit	.981	161	4299	1452	110	5861	127	0	16
Minnesota	.981	162	4390	1405	111	5906	129	2	15
Chicago	.980	161	4238	1525	117	5880	170	1	13
Seattle	.978	162	4318	1490	132	5940	146	0	7
Totals	.983	2428	65072	21491	1455	88018	1992	3	180

Team Batting

Most runs, game
Most runs, extra-inning game
Most hits, game
Most hits, extra-inning game
Fewest hits, game
Most runs, inning
Most hits, inning
Most doubles, game
Most doubles, extra-inning game
Most triples, game
Most triples, extra-inning game
Most home runs, game
Most home runs, extra-inning game
Most home runs, inning
Most extra-base hits, game
Most extra-base hits, extra-inning game
Most steals, game
Most times caught stealing, game
Most sacrifice flies, game
Most sacrifices, game
Most strikeouts, game
Most strikeouts, extra-inning game
Most walks, game
Most walks, extra-inning game
Most left on base, game
Most left on base, extra-inning game
Fewest left on base, game
Fewest left on base, extra-inning game
Most double plays turned
Most errors, game

Royals

15, May 4 at Detroit
9, August 25 at Cleveland (10 innings)
19, May 4 at Detroit
14, May 26 vs. New York Yankees (10 innings)
2, Twice, last August 4 at Minnesota
7, September 21 at Minnesota (9th)
8, Twice, last September 21 at Minnesota (9th)
7, Twice, last September 24 vs. Atlanta
4, April 11 vs. Seattle (10 innings)
2, Five times, last May 31 at Texas
1, Twice, last July 5 at Washington (11 innings)
5, Twice, last September 11 at Chicago White Sox
4, May 26 vs. New York Yankees (10 innings)
2, 11 times, last August 19 at Baltimore (7th)
8, Thrice, last August 11 at Detroit
7, April 11 vs. Seattle (10 innings)
5, April 10 vs. Seattle
3, May 10 vs. Philadelphia
3, August 31 vs. Baltimore
2, Twice, last July 18 vs. Chicago White Sox
17, May 8 at Houston
20, April 21 at New York Yankees (10 innings)
10, May 4 at Detroit
7, April 17 at Chicago White Sox (10 innings)
14, July 30 vs. Toronto
14, July 25 vs. Cleveland (14 innings)
1, Thrice, last August 4 at Minnesota
5, Twice, last August 25 at Cleveland (10 innings)
4, July 26 vs. Cleveland
2, 13 times, last September 10 at Chicago White Sox

Opponents

19, August 26 vs. Oakland
8, August 25 at Cleveland (10 innings)
22, August 26 vs. Oakland
14, July 25 vs. Cleveland (14 innings)
2, April 13 vs. Cleveland
8, April 8 vs. Seattle (6th)
8, August 18 vs. New York Mets (7th)
7, July 14 vs. Detroit
4, June 24 at Cleveland (10 innings)
2, April 22 at Tampa Bay
3, April 11 vs. Seattle (10 innings)
5, Thrice, last August 3 at Minnesota
4, August 25 at Cleveland (10 innings)
3, Twice, last September 5 vs. Detroit (4th)
8, Thrice, last August 18 vs. New York Mets
7, April 11 vs. Seattle (10 innings)
4, August 30 vs. Baltimore
2, August 27 vs. Oakland
3, May 8 at Houston
2, Twice, last July 25 vs. Cleveland
14, Thrice, last August 10 at Detroit
12, Twice, last September 18 at Oakland (11 inn.)
9, Twice, last September 22 at Minnesota
11, July 5 at Washington (11 innings)
15, June 16 at Minnesota
19, July 5 at Washington (11 innings)
2, Thrice, last September 29 vs. Minnesota
6, Twice, last June 22 vs. Minnesota (10 inn.)
4, June 20 vs. Minnesota
3, Seven times, last September 7 at Miami

Individual Batting:

Most hits, game
Most hits, extra-inning game
Most runs, game
Most doubles, game
Most triples, game
Most home runs, game
Most RBI, game
Most RBI, extra-inning game
Most total bases, game
Most total bases, extra-inning game
Most walks, game
Most stolen bases, game
Longest hitting streak (min. 5 games)

4 Nine times, last Soler (September 11 at Chicago White Sox)
4 Dozier (May 26 vs. New York Yankees)
3 10 times, last Merrifield (September 16 at Oakland)
2 18 times, last Lopez and Starling (September 24 vs. Atlanta)
2 Thrice, last Merrifield (May 2 vs. Tampa Bay)
2 10 times, last Soler (September 28 vs. Minnesota)
6 Merrifield (June 18 at Seattle)
3 Four times, last Lopez (August 25 at Cleveland)
11 Twice, last Soler (September 11 at Chicago White Sox)
8 O'Hearn (August 25 at Cleveland)
3 Thrice, last Soler (August 16 vs. New York Mets)
3 Mondesi (September 1 vs. Baltimore)
31 Merrifield (September 10, 2018-April 10)
15 Merrifield (June 29-July 17)*

Individual Pitching:

Most innings pitched, starter
Most innings pitched, reliever
Most strikeouts, starter
Most strikeouts, reliever
Most walks, starter
Most walks, reliever
Most runs allowed
Most home runs allowed
Consecutive scoreless innings, starter
Consecutive scoreless innings, reliever
Longest winning streak (2 or more)

9.0 Sparkman (July 16 vs. Chicago White Sox)
5.0 López (May 29 at Chicago White Sox)
12 Montgomery (August 10 at Detroit)
8 López (May 29 at Chicago White Sox)
6 Skoglund (September 27 vs. Minnesota)
4 Twice, last Fillmyer (September 22 at Minnesota)
9 Duffy (August 3 at Minnesota)
4 Twice, last Duffy (August 3 at Minnesota)
16.2 Bailey (June 13-23)
9.2 Hill (August 31-September 22)
4 Keller (June 30-July 24)

Team Miscellaneous:

Longest winning streak, overall
Longest winning streak, home
Longest winning streak, road
Longest losing streak, overall
Longest losing streak, home
Longest losing streak, road
Longest game-inning, home
Longest game-inning, road
Longest game-time, home
Longest game-time, road
Longest game-time (extra-innings, home)
Longest game-time (extra-innings, road)
Shortest game-time home
Shortest game-time road
Shortest game-time (extra-innings, home)
Shortest game-time (extra-innings, road)
Largest crowd-home
Smallest crowd-home
Largest crowd-road
Smallest crowd-road
Largest winning margin
Largest losing margin
Largest deficit overcome to win
Largest lead lost

4 Twice, last August 31-September 4
4 Twice, last August 31-September 4
3 Twice, last August 25-September 7
10 March 31-April 11
7 March 31-April 11
5 Twice, last April 19-April 23
14 July 25 vs. Cleveland
11 July 5 at Washington
3:40 April 27 vs. Los Angeles Angels
4:05 September 22 at Minnesota
4:51 July 25 vs. Cleveland (14 innings)
4:40 July 5 at Washington (11 innings)
1:54 September 28 vs. Minnesota (6.5 innings)
2:19 August 20 at Baltimore
2:56 June 22 vs. Minnesota (10 innings)
3:05 June 24 at Cleveland (10 innings)
31,675 March 28 vs. Chicago White Sox
10,024 April 2 vs. Minnesota
43,444 May 17 at Los Angeles Angels
8,298 April 23 at Tampa Bay
12 May 4 at Detroit
15 Twice, last August 26 vs. Oakland
4 June 30 at Toronto (trailing 5-1 after 2; won 7-6)
6 May 26 vs. New York Yankees (led 7-1 after 5; won 8-7 in 10)

* - Longest hitting streak in 2019 only

2019 OPENING DAY ROSTER

March 28 vs. Chicago White Sox

Pitchers (12): Scott Barlow, Brad Boxberger, Jake Diekman (L), Chris Ellis, Tim Hill (L), Jakob Junis, Brad Keller, Ian Kennedy, Jorge López, Kevin McCarthy, Wily Peralta, Kyle Zimmer

Catchers (2): Cam Gallagher, Martín Maldonado

Infielders (7): Hunter Dozier, Lucas Duda (L), Whit Merrifield, Adalberto Mondesi (S), Ryan O'Hearn (L), Chris Owings, Frank Schwindel

Outfielders (4): Alex Gordon (L), Terrance Gore, Billy Hamilton (S), Jorge Soler

Injured List (5): Danny Duffy (L), Brian Flynn (L), Jesse Hahn, Trevor Oaks, Salvador Perez

Suspended (1): Eric Skoglund

Date	Player	Transaction
March 10	RHP-Arnaldo Hernandez	Optioned to Omaha
	RHP-Ben Lively	Optioned to Omaha
	RHP-Jake Newberry	Optioned to Omaha
March 11	C-Martin Maldonado	Signed as a Major League free agent
	C-Salvador Perez	Placed on 60-day Injured List (ulnar collateral ligament surgery)
	RHP-Conner Greene	Optioned to Omaha
	RHP-Josh Staumont	Optioned to Omaha
March 12	RHP-Scott Blewett	Optioned to Omaha
	INF-Kelvin Gutierrez	Optioned to Omaha
March 19	OF-Jorge Bonifacio	Optioned to Omaha
	OF-Brett Phillips	Optioned to Omaha
	RHP-Glenn Sparkman	Optioned to Omaha
March 22	C-Meibrys Vitoria	Optioned to Northwest Arkansas (AA)
March 23	RHP-Sam McWilliams	Returned to Tampa Bay (Rule 5)
	RHP-Heath Fillmyer	Optioned to Omaha
March 25	1B-Lucas Duda	Selected from Omaha
March 27	OF-Brian Goodwin	Claimed off waivers by the Los Angeles Angels
March 28	LHP-Eric Skoglund	Placed on the Restricted List (80-game suspension)
	INF-Frank Schwindel	Selected from Omaha
	LHP-Danny Duffy	Placed on the 10-day Injured List (left shoulder impingement syndrome) retroactive to March 25
	LHP-Brian Flynn	Placed on the 10-day Injured List (left UCL sprain), retroactive to March 25
	RHP-Trevor Oaks	Placed on the 60-day Injured List (recovery from right hip surgery)
April 3	RHP-Homer Bailey	Selected from Omaha
	RHP-Chris Ellis	Designated for assignment
April 8	RHP-Glenn Sparkman	Recalled from Omaha
	RHP-Kyle Zimmer	Optioned to Omaha
April 9	RHP-Heath Fillmyer	Recalled from Omaha
	LHP-Richard Lovelady	Selected from Omaha
	RHP-Chris Ellis	Returned to St. Louis (Rule 5)
	LHP-Tim Hill	Optioned to Omaha
	RHP-Kevin McCarthy	Optioned to Omaha
April 11	RHP-Jake Newberry	Recalled from Omaha
	1B-Frank Schwindel	Optioned to Omaha
April 21	RHP-Glenn Sparkman	Optioned to Omaha
April 22	LHP-Tim Hill	Recalled from Omaha
April 23	RHP-Brad Keller	Placed on the Restricted List (5-game suspension)
April 24	LHP-Tim Hill	Optioned to Omaha
April 26	LHP-Danny Duffy	Activated from 10-day Injured List
	INF-Kelvin Gutierrez	Recalled from Omaha
	1B-Lucas Duda	Placed on the 10-day Injured List (lumbar strain), retroactive to April 24
April 27	RHP-Ben Lively	Recalled from Omaha
	RHP-Heath Fillmyer	Optioned to Omaha
April 29	RHP-Brad Keller	Activated from Restricted List
May 1	RHP-Glenn Sparkman	Recalled from Omaha (26th man)/Optioned following games
May 5	RHP-Ben Lively	Optioned to Omaha
May 6	RHP-Glenn Sparkman	Recalled from Omaha
May 13	RHP-Jake Newberry	Optioned to Omaha
May 14	INF-Nicky Lopez	Selected from Omaha
	1B-Frank Schwindel	Designated for assignment
May 17	RHP-Heath Fillmyer	Recalled from Omaha
	INF-Kelvin Gutierrez	Optioned to Omaha
May 18	1B-Frank Schwindel	Released
May 20	RHP-Heath Fillmyer	Optioned to Omaha

<i>Date</i>	<i>Player</i>	<i>Transaction</i>
May 21	RHP-Kevin McCarthy	Recalled from Omaha
May 22	RHP-Jake Newberry	Recalled from Omaha (26th man)/Optioned following games
May 24	LHP-Richard Lovelady	Optioned to Omaha
May 25	LHP-Brian Flynn	Activated from Injured List
May 28	RHP-Ben Lively	Recalled from Omaha (26th man)/Optioned following games
May 31	INF-Cheslor Cuthbert	Selected from Omaha
	INF-Chris Owings	Designated for assignment
June 3	INF-Hunter Dozier	Placed on the 10-day Injured List (right side thorax tightness), retroactive to May 31
June 4	INF-Kelvin Gutierrez	Recalled from Omaha
	INF-Chris Owings	Released
June 13	1B-Lucas Duda	Activated from 10-day Injured List
	INF-Kelvin Gutierrez	Optioned to Omaha
June 14	OF-Jorge Bonifacio	Recalled from Omaha
	1B-Ryan O'Hearn	Optioned to Omaha
June 20	INF-Adalberto Mondesi	Placed on the 10-day Injured List (groin strain), retroactive to June 19
	INF-Humberto Arteaga	Selected from Omaha
	RHP-Ben Lively	Designated for assignment
June 21	INF-Hunter Dozier	Activated from Injured List
	OF-Jorge Bonifacio	Optioned to Omaha
June 22	RHP-Ben Lively	Traded to Arizona for cash consideration
June 26	RHP-Brad Boxberger	Designated for assignment
	LHP-Tim Hill	Recalled from Omaha
	LHP-Eric Skoglund	Activated from Restricted List/Optioned to Omaha
July 1	RHP-Brad Boxberger	Released
July 2	INF-Adalberto Mondesi	Activated from Injured List
	RHP-Jake Newberry	Recalled from Omaha
	INF-Humberto Arteaga	Optioned to Omaha
	RHP-Scott Barlow	Optioned to Omaha
July 12	OF-Bubba Starling	Selected from Omaha
	OF-Terrance Gore	Designated for assignment
July 14	RHP-Homer Bailey	Traded to Oakland for INF-Kevin Merrell
July 15	LHP-Mike Montgomery	Acquired from Chicago Cubs for C-Martin Maldonado
	RHP-Scott Barlow	Recalled from Omaha
July 16	C-Meibrys Vilorio	Recalled from Omaha
July 17	INF-Humberto Arteaga	Recalled from Omaha
	OF-Terrance Gore	Traded to the New York Yankees for cash consideration
	INF-Adalberto Mondesi	Placed on the 10-day Injured List (left shoulder subluxation)
	LHP-Mike Montgomery	Activated
	RHP-Jake Newberry	Optioned to Omaha
July 20	RHP-Josh Staumont	Recalled from Omaha
	RHP-Wily Peralta	Designated for assignment
July 24	RHP-Jakob Junis	Placed on the Paternity List
	RHP-Jake Newberry	Recalled from Omaha
	RHP-Wily Peralta	Elected free agency
July 26	RHP-Jakob Junis	Activated from the Paternity List
	LHP-Brian Flynn	Designated for assignment
	LHP-Richard Lovelady	Recalled from Omaha
	RHP-Jake Newberry	Optioned to Omaha
July 27	LHP-Jake Dickman	Traded to Oakland for OF-Dairon Blanco and RHP-Ismael Aquino
	1B-Lucas Duda	Designated for assignment
	1B-Ryan O'Hearn	Recalled from Omaha
	RHP-Kyle Zimmer	Recalled from Omaha
July 28	1B-Lucas Duda	Released
August 1	LHP-Brian Flynn	Outrighted to Omaha
August 3	RHP-Jacob Barnes	Claimed off waivers from Milwaukee/Optioned to Omaha
August 6	LHP-Danny Duffy	Placed on 10-day Injured List (left hamstring strain), retroactive to August 4
	RHP-Jake Newberry	Recalled from Omaha
August 8	C-Cam Gallagher	Placed on 10-day Injured List (left oblique strain), retroactive to August 5
	C-Nick Dini	Selected from Omaha
August 9	LHP-Eric Skoglund	Recalled from Omaha
	RHP-Kyle Zimmer	Optioned to Omaha
August 12	LHP-Eric Skoglund	Optioned to Omaha
August 13	RHP-Jacob Barnes	Recalled from Omaha
August 16	OF-Billy Hamilton	Designated for assignment
	OF-Brett Phillips	Recalled from Omaha
August 19	OF-Billy Hamilton	Claimed off waivers by Atlanta

2019-20 TRANSACTIONS (CONT.)

<i>Date</i>	<i>Player</i>	<i>Transaction</i>
August 22	RHP-Jake Newberry	Placed on the 10-day Injured List (right shoulder inflammation)
	RHP-Kyle Zimmer	Recalled from Omaha
August 23	LHP-Richard Lovelady	Optioned to Omaha
	LHP-Eric Skoglund	Recalled from Omaha
August 31	1B/OF-Ryan McBroom	Acquired from the New York Yankees for future considerations
September 1	LHP-Danny Duffy	Activated from the Injured List
	RHP-Heath Fillmyer	Recalled from Omaha
	C-Cam Gallagher	Activated from the Injured List
	INF-Adalberto Mondesi	Activated from the Injured List
September 3	RHP-Jesse Hahn	Activated from the Injured List
	1B/OF-Ryan McBroom	Selected from Omaha
	OF-Erick Mejia	Selected from Omaha
	LHP-Gabe Speier	Selected from Omaha
September 10	RHP-Jake Newberry	Activated from the Injured List
September 12	INF-Kelvin Gutierrez	Recalled from Omaha/Placed on the 60-day Injured List (right toe fracture)
	LHP-Randy Rosario	Claimed off waivers from the Chicago Cubs
October 29	RHP-Trevor Oaks	Designated for assignment
November 2	OF-Alex Gordon	Elected free agency
November 4	C-Salvador Perez	Activated from the Injured List
	INF-Kelvin Gutierrez	Activated from the Injured List
	RHP-Jacob Barnes	Designated for assignment
November 5	RHP-Trevor Oaks	Claimed off waivers by San Francisco
November 6	RHP-Jacob Barnes	Released
November 20	LHP-Foster Griffin	Selected from Omaha
	SS-Jeison Guzman	Selected from Lexington
	RHP-Carlos Hernandez	Selected from Lexington
	OF-Nick Heath	Selected from Omaha
	OF-Jorge Bonifacio	Designated for assignment
	C-Nick Dini	Designated for assignment
	RHP-Conner Greene	Designated for assignment
	RHP-Arnaldo Hernandez	Designated for assignment
November 25	OF-Jorge Bonifacio	Released
November 27	C-Nick Dini	Outrighted to Omaha
	RHP-Conner Greene	Outrighted to Omaha
	RHP-Arnaldo Hernandez	Outrighted to Omaha
December 2	INF-Humberto Arteaga	Elected free agency
	INF-Cheslor Cuthbert	Elected free agency
	RHP-Jesse Hahn	Elected free agency
	INF/OF-Erick Mejia	Elected free agency
December 12	RHP-Stephen Woods Jr.	Selected from Tampa Bay's roster in the Rule 5 Draft
December 13	RHP-Jesse Hahn	Signed as a Major League free agent
December 23	RHP-Chance Adams	Acquired from the New York Yankees for SS-Cristian Perez
December 27	INF-Maikel Franco	Signed as a Major League free agent
January 22	OF-Alex Gordon	Signed as a Major League free agent
	RHP-Heath Fillmyer	Designated for assignment
January 29	RHP-Heath Fillmyer	Outrighted to Omaha

Ned Yost retired as the winningest manager in franchise history with 746 victories in a Royals uniform.



KANSAS CITY ROYALS MEDIA GUIDE

HISTORY



5

GEORGE BRETT

Third Baseman, 1973-93

Career Honors

- Inducted into the Baseball Hall of Fame in 1999
- Had his number retired by the Royals, May 14, 1994
- Won three batting titles (1976, 1980, 1990) and still the only player to win titles in three decades
- Voted AL MVP in 1980 and runner up in 1976 and 1985
- Named to 13 All-Star Games
- Won *Rawlings* Gold Glove in 1985
- 1985 ALCS MVP
- Played in seven postseasons and two World Series, hitting .337 in those contests
- Ranks 6th on MLB's all-time doubles list with 665
- Ranks 17th on MLB's all-time hits list with 3,154
- His career-best .390 average in 1980 ranked as the highest since Ted Williams' .406 mark in 1941
- One of five players in MLB history with 3,000 hits, 300 home runs and 200 steals
- Named Royals Player of the Year eight times

George Brett wrapped up a 21-year Hall of Fame career with the Royals in 1993 after establishing himself as one of the greatest to ever play the game.

He became the only Royal and just the 11th third baseman to be inducted into the Hall of Fame on July 25, 1999 after receiving 98.2 percent of the votes, now the eighth-highest mark. He had his number retired by the Royals on May 14, 1994.

At the conclusion of Brett's career, he was the only player in Major League history to amass more than 3,000 hits, 300 home runs, 600 doubles, 100 triples and 200 stolen bases. He was the first player to win batting titles in three decades (1976, 1980, 1990) and retired as the AL career record holder for most intentional walks (229).

A 13-time All-Star, Brett is the club's all-time leader in every offensive category except stolen bases. He was the American League MVP in 1980, finished as the MVP runner up in 1976 and 1985, was a *Rawlings* Gold Glove Award winner in 1985 and was crowned the Royals Player of the Year eight times.

Brett hit .390 in his MVP season, posting the highest batting average since Ted Williams' .406 mark in 1941.

Born May 15, 1953 in Wheeling, W.Va., he captivated the baseball world with his performance in the 1985 ALCS and World Series, earning ALCS MVP honors after the Royals rallied from a three games to one deficit against the Toronto Blue Jays.

Brett posted a .373 career World Series average, going 19-for-51 in 13 games, with three doubles, one triple, one home run and four RBI. He holds numerous ALCS records after recording a career batting average of .340 in the league championships.

He culminated his career with his 3,000th hit on September 30, 1992. Overall, he guided the Royals to seven postseasons and two World Series. During his 21-year career with the Royals, Kansas City posted 15 winning seasons, including eight years with at least 90 wins.



CAREER BATTING

Year	Club	AVG	G	AB	R	H	2B	3B	HR	RBI	SH	SF	HP	BB	SO	SB	CS	E
1973	KANSAS CITY	.125	13	40	2	5	2	0	0	0	1	0	0	0	5	0	0	1
1974	KANSAS CITY	.282	133	457	49	129	21	5	2	47	6	2	0	21	38	8	5	21
1975	KANSAS CITY	.308	159	*634	84	*195	35	+13	11	90	9	6	2	46	49	13	10	26
1976	KANSAS CITY	*.333	159	*645	94	215	34	*14	7	67	2	8	1	49	36	21	11	26
1977	KANSAS CITY	.312	139	564	105	*176	32	13	22	88	3	3	2	55	24	14	12	21
1978	KANSAS CITY	.294	128	510	79	150	*45	8	9	62	3	5	1	39	35	23	7	16
1979	KANSAS CITY	.329	154	645	119	*212	42	*20	23	107	1	4	0	51	36	17	10	31
1980	KANSAS CITY	*.390	117	449	87	175	33	9	24	118	0	7	1	58	22	15	6	17
1981	KANSAS CITY	.314	89	347	42	109	27	7	6	43	0	4	1	27	23	14	6	14
1982	KANSAS CITY	.301	144	552	101	166	32	9	21	82	0	5	1	71	51	6	1	17
1983	KANSAS CITY	.310	123	464	90	144	38	2	25	93	0	3	1	57	39	0	1	25
1984	KANSAS CITY	.284	104	377	42	107	21	3	13	69	0	7	0	38	37	0	2	14
1985	KANSAS CITY	.335	155	550	108	184	38	5	30	112	0	9	3	103	49	9	1	15
1986	KANSAS CITY	.290	124	441	70	128	28	4	16	73	0	4	4	80	45	1	2	16
1987	KANSAS CITY	.290	115	427	71	124	18	2	22	78	0	8	1	72	47	6	3	9
1988	KANSAS CITY	.306	157	589	90	180	42	3	24	103	0	7	3	82	51	14	3	10
1989	KANSAS CITY	.282	124	457	67	129	26	3	12	80	0	9	3	59	47	14	4	2
1990	KANSAS CITY	*.329	142	544	82	179	+45	7	14	87	0	7	0	56	63	9	2	7
1991	KANSAS CITY	.255	131	505	77	129	40	2	10	61	1	8	0	58	75	2	0	1
1992	KANSAS CITY	.285	152	592	55	169	35	5	7	61	0	4	6	35	69	8	6	3
1993	KANSAS CITY	.266	145	560	69	149	31	3	19	75	0	10	3	39	67	7	5	0
Major League Totals		.305	2707	10349	1583	3154	665	137	317	1596	26	120	33	1096	908	201	97	292

*-Led league; +- Tied for league lead;

20

FRANK WHITE

Second Baseman, 1973-90

Career Honors

- Inducted into the Royals Hall of Fame and had number retired in 1995
- Named to five All-Star games
- Won eight *Rawlings* Gold Gloves, including six straight, from 1977-82
- The eight *Rawlings* Gold Gloves are tied for the third-most among second basemen all-time
- Voted ALCS MVP in 1980
- Named to TSN Silver Slugger Team in 1986
- Played in seven postseasons and two World Series
- Twice named Royals Player of the Year

Frank White was the defensive star for the Royals from 1973 to 1990, winning eight *Rawlings* Gold Gloves, an American League record for second basemen at the time. Hall of Famer Bill Mazeroski (8), Ryne Sandberg (9) and Roberto Alomar (10) are the only second basemen in Major League history to accomplish the same feat. His number 20 was retired and he was inducted into the Royals Hall of Fame in 1995.

White claimed the *Rawlings* Gold Glove award six-straight seasons from 1977 to 1982 and missed an unprecedented ninth award in 1988 after committing just four errors that season and leading the league in fielding percentage.

He was selected to the All-Star team five times and earned the starting nod at second base in 1979. White, who ranked seventh all-time in fielding percentage among second basemen when he retired, was named the Royals' Player of the Year in 1983 and 1986.

A native of Kansas City, White was tabbed as the ALCS MVP in 1980 after hitting .545 (6-for-11) and driving in three runs to lead Kansas City to its first-ever World Series by defeating the New York Yankees.

In the 1985 World Series, White led all players with six RBI, hitting three doubles and a home run as KC rallied from a three games to one deficit to beat St. Louis.

Following his career-best 1986 season, White was selected to the Major League All-Star team that toured Japan in the offseason. He was also named to *The Sporting News* Silver Slugger Team.

The first-ever graduate of the experimental Royals Academy, White ranks second on the club's career charts in games (2,324), at bats (7,859) and hits (2,006). He also stands in the top five in career runs, doubles, triples, home runs, stolen bases, total bases and extra base hits. He hit three inside-the-park home runs during his playing career with the Royals.

White was honored with the Ernie Muhl Award for his contribution to the Kansas City community in 1988.



CAREER BATTING

Year	Club	AVG	G	AB	R	H	2B	3B	HR	RBI	SH	SF	HP	BB	SO	SB	CS	E
1973	KANSAS CITY	.223	51	139	20	31	6	1	0	5	2	2	0	8	23	3	1	12
1974	KANSAS CITY	.221	99	204	19	45	6	3	1	18	5	0	0	5	33	3	4	12
1975	KANSAS CITY	.250	111	304	43	76	10	2	7	36	2	2	1	20	39	11	3	12
1976	KANSAS CITY	.229	152	446	39	102	17	6	2	46	18	3	3	19	42	20	11	23
1977	KANSAS CITY	.245	152	474	59	116	21	5	5	50	11	2	2	25	67	23	5	8
1978	KANSAS CITY	.275	143	461	66	127	24	6	7	50	9	2	3	26	59	13	10	16
1979	KANSAS CITY	.266	127	467	73	124	26	4	10	48	3	7	1	25	54	28	8	12
1980	KANSAS CITY	.264	154	560	70	148	23	4	7	60	9	4	2	19	69	19	6	10
1981	KANSAS CITY	.250	94	364	35	91	17	1	9	38	4	3	0	19	50	4	2	6
1982	KANSAS CITY	.298	145	524	71	156	45	6	11	56	7	5	2	16	65	10	7	17
1983	KANSAS CITY	.260	146	549	52	143	35	6	11	77	4	6	0	20	51	13	5	8
1984	KANSAS CITY	.271	129	479	58	130	22	5	17	56	4	3	2	27	72	5	5	11
1985	KANSAS CITY	.249	149	563	62	140	25	1	22	69	5	3	1	28	86	10	4	17
1986	KANSAS CITY	.272	151	566	76	154	37	3	22	84	2	7	2	43	88	4	4	10
1987	KANSAS CITY	.245	154	563	67	138	32	2	17	78	4	4	2	51	86	1	3	10
1988	KANSAS CITY	.235	150	537	48	126	25	1	8	58	7	6	4	21	67	7	3	4
1989	KANSAS CITY	.256	135	418	34	107	22	1	2	36	5	3	2	30	52	3	2	10
1990	KANSAS CITY	.216	82	241	20	52	14	1	2	21	0	3	3	10	32	1	0	8
Major League Totals		.255	2324	7859	912	2006	407	58	160	886	101	65	30	412	1035	178	83	206

10 DICK HOWSER

Manager, 1981-87

Career Honors

- 👑 Inducted into Royals Hall of Fame and had number retired in 1987
- 👑 Managed Royals during 1985 World Series title season
- 👑 Ranks third in team history with 404 wins as Royals manager
- 👑 Directed Royals to three division titles
- 👑 Guided KC to a 91-71 record in 1985, tied for sixth-most wins in franchise history
- 👑 ESPN Manager of the Year in 1984
- 👑 Named to 1961 All-Star team as a player
- 👑 1961 *Sporting News* Rookie of the Year
- 👑 Elected into the College Baseball Hall of Fame in 2008

Dick Howser managed the Royals from August 31, 1981 to February 23, 1987 before losing a courageous battle to cancer on June 17, 1987. During Howser's regime, the Royals won three division titles and a World Series championship in 1985. His uniform number 10 was the first number retired by the Royals.

One of Major League Baseball's most successful and popular managers, he compiled a 404-365 record (.525) while skipping the Royals.

He guided the club in one of the most remarkable and endearing comebacks in Major League postseason history, defeating Toronto in the ALCS and St. Louis to win the 1985 World Series. His skills and ability to maneuver the lineup and roster played an important role in the club's success, as he capitalized on a strong starting pitching staff and maximized an offense that ranked 13th in average and runs scored.

Howser's World Series season was quite an encore for a manager who was named the ESPN Manager of the Year and finished second in the Baseball Writer's Manager of the Year balloting in 1984. His 1984 club was hampered by injuries throughout the year as his starting lineup was together for only 50 of the 162 games. Despite the injuries, he guided the Royals from a sixth-place standing and a 40-51 record on July 18, to capture the AL West crown by compiling an astonishing 44-25 record over the last 10 weeks.

Overall, he compiled a 507-425 (.544) record at the big league level after guiding the New York Yankees to 103 wins in 1980, becoming just the fourth manager in baseball to win 100 games in his first year.

Howser began his professional career after twice earning All-America honors at Florida State. The 1961 Sporting News Rookie of the Year with the Kansas City A's, he was a member of the 1961 All-Star team and enjoyed an eight-year Major League playing career.



MANAGERIAL CAREER

Year	Club	League	GM	W	L	Pct.	Finish
1978	NEW YORK	AL East	1	0	1	.000	---
1980	NEW YORK	AL East	162	103	59	.636	1st
1981	KANSAS CITY	AL West	33	20	13	.609	*1st
1982	KANSAS CITY	AL West	162	90	72	.556	2nd
1983	KANSAS CITY	AL West	162	79	83	.488	2nd
1984	KANSAS CITY	AL West	162	84	78	.519	1st
1985	KANSAS CITY	AL West	162	91	71	.562	1st (WS)
1986	KANSAS CITY	AL West	88	40	48	.455	3rd
Major League Totals			932	507	425	.544	

* Second half of season

CAREER BATTING

Year	Club	AVG	G	AB	R	H	2B	3B	HR	RBI	SH	SF	HP	BB	SO	SB	CS	E
1961	KANSAS CITY A'S	.280	158	611	108	171	29	6	3	45	8	3	5	92	38	37	9	38
1962	KANSAS CITY A'S	.238	83	286	53	68	8	3	6	34	9	3	1	38	8	19	2	13
1963	KANSAS CITY A'S	.195	15	41	4	8	0	0	0	1	1	0	0	7	3	0	0	2
	CLEVELAND	.247	49	162	25	40	5	0	1	10	4	2	0	22	18	9	3	9
1964	CLEVELAND	.256	162	637	101	163	23	4	3	52	10	4	2	76	39	20	7	20
1965	CLEVELAND	.235	107	307	47	72	8	2	1	6	10	2	1	57	25	17	4	7
1966	CLEVELAND	.229	67	140	18	32	9	1	2	4	4	2	0	15	23	2	4	5
1967	NEW YORK (AL)	.268	63	149	18	40	6	0	0	10	3	0	2	25	15	1	4	3
1968	NEW YORK (AL)	.153	85	150	24	23	2	1	0	3	3	0	2	35	17	0	1	3
Major League Totals		.248	789	2483	398	617	90	17	16	165	58	16	13	367	186	105	34	100

42 JACKIE ROBINSON

Second Baseman, 1947-56

Jackie Robinson broke the Major League color barrier in 1947. He went on to win Rookie of the Year that season and the 1949 NL MVP. Robinson was a six-time All-Star, compiling a .311 career batting average, 1,518 hits and 197 stolen bases in his 10-year Major League career. Prior to his historic stint in the Majors, Robinson played in Kansas City for the Monarchs in 1945. On April 15, 1997, the 50th anniversary of his debut, Major League Baseball retired his number.

ROYALS HALL OF FAME

The Royals Hall of Fame, presented by Commerce Bank, is an education and entertainment venue blending the timelessness of a museum with the sheer fun of the ballpark for a one-of-a-kind outing at Kauffman Stadium. The 7,000+ square foot facility opened on July 17, 2009 and features dynamic exhibits that include artifacts, photos, documents and multi-media experiences tracing the history of professional baseball in Kansas City from the 1884 Kansas City Union to the current day Kansas City Royals.

Fans can learn about the Royals founding and the special story of the innovative Royals Baseball Academy; the important role of player development and the minor leagues; hear more about great moments in Royals history; take a look back at the amazing careers of two of the greatest players to ever play—George Brett and Frank White; and relive the Royals championship seasons including Kansas City's first American League Championship in 1980, the amazing 1985 journey to a World Series title, the back-to-back American League Pennant winning seasons of 2014 and 2015 — and the unforgettable postseason run that made the 2015 Kansas City Royals into World Series Champions. Among the artifacts on display are:

- 🏆 2015 World Series Trophy
- 🏆 2015 World Series Final Out Baseball
- 🏆 2015 American League Championship Trophy
- 🏆 2014 American League Championship Trophy
- 🏆 1985 World Series Trophy
- 🏆 1985 American League Championship Trophy
- 🏆 1980 American League Championship Trophy
- 🏆 1976 American League West Championship Trophy
- 🏆 1977 American League West Championship Trophy
- 🏆 1978 American League West Championship Trophy
- 🏆 1984 American League West Championship Trophy
- 🏆 1980 American League MVP Award — Brett
- 🏆 1985 American League Cy Young Award — Saberhagen
- 🏆 Frank White's Eight Gold Gloves
- 🏆 George Brett's 3,000th Hit Baseball & Bat
- 🏆 Baseballs From Steve Busby's Two No-Hitters
- 🏆 Salvador Perez' 2014 AL Wild Card Game Jersey
- 🏆 Alex Gordon's 2015 World Series Game One Jersey
- 🏆 2015 World Series Last Out Baseball



HALL OF FAME HIGHLIGHTS

- 🏆 'Hail to the Game' Baseball and the Presidency — The Royals Hall of Fame is honored to be working with our friends in Cooperstown on a feature exhibit exploring the connection between baseball and the presidency. From 19th century political cartoons to current day mascots races at Nationals Park, America's Pastime and the presidency have a long and rich history together. Artifacts scheduled to be on display include Grover Cleveland Alexander's baseball jersey, William Howard Taft's lapel pin and first pitch baseball from 1910 — the first ever thrown by a sitting president on opening day. Gloves worn by Dwight D. Eisenhower and Jimmy Carter; a 1937 All Star Game Program featuring President Franklin Roosevelt — the first president to attend a mid-summer classic; and a baseball bat signed by Babe Ruth and given to President Warren G. Harding.
- 🏆 Royals Hall of Fame Plaques — Learn about the accomplishments and contributions of all twenty-six (26) members of the Royals Hall of Fame. The organizations' highest honor was first awarded in 1986 to Royals pitcher Steve Busby and outfielder Amos Otis, with the most recent inductee being five-time All-Star first baseman Mike Sweeney.
- 🏆 Dugout Theatre Film — Take a seat in an authentic replica of the Royals dugout and enjoy a tribute to the making of the 2015 World Champion Kansas City Royals. This full HD film, displayed on the 36-foot long screen of the Royals Hall of Fame Theater, features an inside perspective on the commitment and work of the entire organization - the 'Royal Way' — that delivered championship baseball back to Kansas City.
- 🏆 Design Your Own Ballpark by Populous — This one-of-a-kind technological interactive exhibit allows guests to design their own ballpark. Fans can make key design decisions as their "ideal" ballpark changes and develops on the screen in front of them.

HISTORY OF ROYALS HALL OF FAME

The Royals Hall of Fame was established to honor individuals who have made exceptional contributions to the Royals organization. To date, 26 people have been inducted into the Royals Hall of Fame.

Class	Inductee	Position	Class	Inductee	Position
1986	Amos Otis	Outfielder	1996	Muriel Kauffman	Owner
	Steve Busby	Pitcher		John Mayberry	First Baseman
1987	Paul Splittorff	Pitcher	1998	Dan Quisenberry	Pitcher
	Cookie Rojas	Second Baseman	2000	Whitey Herzog	Manager
	Dick Howser	Manager		Willie Wilson	Outfielder
1989	Dennis Leonard	Pitcher	2003	Jeff Montgomery	Pitcher
	Hal McRae	Outfielder/DH	2004	Denny Matthews	Announcer
1992	Fred Patek	Shortstop	2005	Bret Saberhagen	Pitcher
	Larry Gura	Pitcher	2006	Mark Gubicza	Pitcher
	Joe Burke	President	2008	Art Stewart	Scouting/Advisor
1993	Ewing Kauffman	Owner	2011	Kevin Appier	Pitcher
1994	George Brett	Third Baseman	2012	George Toma	Groundskeeper
1995	Frank White	Second Baseman	2015	Mike Sweeney	First Baseman



KC KEVIN APPIER

PITCHER: 1989-99, 2003-04 (INDUCTED 2011)

Kevin Appier's one of a kind delivery and devastating mix of pitches made him one of the most dominant pitchers of his era. The three-time Royals Pitcher of the Year retired in 2004 as the club's all-time strikeout leader with 1,458. He made more Opening Day starts (7) than any Kansas City pitcher before him. Appier posted the lowest ERA (2.56) in the league in 1993 and was named to the 1995 American League All-Star team. He is still the franchise's all-time leader in strikeouts and ranks in the top 10 in ERA, wins, winning percentage, shut-outs, complete games, starts and innings.

Kevin Appier	W-L	ERA	G	GS	CG	SHO	SV	IP	H	ER	BB	SO
Kansas City (13 years)	115-92	3.49	287	275	32	10	0	1843.2	1671	714	634	1458



KC JOE BURKE

GM/PRESIDENT: 1973-92 (INDUCTED 1992)

Under Joe Burke's guidance, baseball achieved its greatest success in Kansas City. He joined the club in 1973 and served as general manager from 1974-1981. He was president of the club from that time until cancer took his life in 1992. Burke was named Major League Executive of the Year in 1976 and "Mr. Baseball" at the Kansas City Baseball Awards Dinner in 1978.



KC STEVE BUSBY

PITCHER: 1972-80 (INDUCTED 1986)

Steve Busby was one of the Royals' best pitchers and top competitors despite having his career shortened by a shoulder injury. From 1973-75, he averaged nearly 19 wins, 263.2 innings and 177 strikeouts per season while establishing many club records. A two-time All-Star, he became the only Major League pitcher to toss no-hitters in each of his first two big league seasons.

Steve Busby	W-L	ERA	G	GS	CG	SHO	SV	IP	H	ER	BB	SO
Kansas City (8 years)	70-54	3.72	167	150	53	7	0	1060.2	1003	438	433	659



MARK GUBICZA

PITCHER: 1984-96 (INDUCTED 2006)

Mark Gubicza, the third-winningest pitcher in Royals history, recorded 132 victories in his 13 seasons with the Royals from 1984-1996. A two-time All-Star, Gubicza made his debut with the Royals in 1984 at the age of 21. He went 14-10 in 1985 and posted a pivotal Game 5 win over Toronto in the ALCS. Gubicza ended his career as the Royals all-time strikeout leader with 1,366, a mark later eclipsed by Kevin Appier.

Mark Gubicza	W-L	ERA	G	GS	CG	SHO	SV	IP	H	ER	BB	SO
Kansas City (13 years)	132-135	3.91	382	327	42	16	2	2218.2	2226	965	783	1366



LARRY GURA

PITCHER: 1976-85 (INDUCTED 1992)

Larry Gura logged a 111-78 record as a Royal and a winning percentage of .587, the second-best mark in club history. The crafty lefthander was a member of the 1980 American League All-Star squad and twice was selected as the Royals Pitcher of the Year (1978 and 1981). He recorded a career-high 18 victories in 1980 and 1982.

Larry Gura	W-L	ERA	G	GS	CG	SHO	SV	IP	H	ER	BB	SO
Kansas City (10 years)	111-78	3.72	310	219	61	14	12	1701.1	1628	704	503	633



WHITEY HERZOG

MANAGER: 1975-79 (INDUCTED 2000)

Dorrel Norman Elvert "**Whitey**" **Herzog** managed the Royals from 1975-1979. He led the team to three-straight American League Western Division titles, the first division titles in club history. His top season came in 1977 when he managed the Royals to a club-record 102 wins. The 1976 UPI Manager of the Year, he has the second-most wins in club history with a career record of 410-304. Herzog was inducted into the National Baseball Hall of Fame in July, 2010.

Herzog	League	GM	W	L	WP	Finish
KC Total	AL West (5 years)	714	410	304	.574	3 A.L. West Championships



EWING KAUFFMAN

OWNER: 1968-93 (INDUCTED 1993)

The strength and integrity of **Ewing Kauffman's** ownership was the cornerstone of success for the Royals during the club's first 25 years. When purchasing the club as an expansion team in 1968, his primary motivation was to provide winning Major League Baseball for Kansas City. Prior to his death in 1993, he provided an innovative plan to ensure new ownership would keep baseball in Kansas City.



MURIEL KAUFFMAN

ROYALS FIRST LADY: 1968-95 (INDUCTED 1996)

Muriel Kauffman, the Royals' First Lady, was the driving force behind Mr. K's decision to buy the Kansas City Royals. She was a member of the club's Board of Directors and served as a major impetus to the smashing success of the Royal Lancers. Away from the ballpark, she established the Muriel McBrien Kauffman Foundation to support and perpetuate the performing arts and to advance education, research and prevention in the health field. "Mrs. K" passed away in 1995.



DENNIS LEONARD

PITCHER: 1974-86 (INDUCTED 1989)

Dennis Leonard is the only three-time 20-game winner in Royals history. The three-time Royals Pitcher of the Year holds the club's career record for complete games and shutouts, and single season highs in starts, complete games, innings pitched and strikeouts. His 130 wins from 1975-81 were the most by a right-handed pitcher in the Major Leagues.

Dennis Leonard	W-L	ERA	G	GS	CG	SHO	SV	IP	H	ER	BB	SO
Kansas City (12 years)	144-106	3.70	312	302	103	23	1	2187.0	2137	898	622	1323



DENNY MATTHEWS

BROADCASTER: 1969-PRESENT (INDUCTED 2004)

Denny Matthews, the 2007 Ford C. Frick Award winner, has been behind the microphone for the Royals since the club's first game in 1969. The "Voice of the Royals" has broadcast exclusively for the same team, without interruption, in seven different decades. He was honored as the 2007 Ford C. Frick Award winner during Hall of Fame induction ceremonies on July 29, 2007. Matthews joined the Royals as the number two announcer alongside Buddy Blattner prior to KC's inaugural season in 1969. He then took over the number-one job following the 1975 season.



JOHN MAYBERRY

FIRST BASEMAN: 1972-77 (INDUCTED 1996)

John Mayberry was the Royals' first true power hitter and probably the most impressive. He was a bomber in a lineup that featured speed and gap hitters. In six seasons in Kansas City, he averaged 24 home runs and 94 RBI. He earned All-Star honors in both 1973 and 1974 and became the club's first 30-home run hitter with 34 dingers in 1975.

John Mayberry	AVG	G	AB	R	H	2B	3B	HR	RBI	BB	SO	SB
Kansas City (6 years)	.261	897	3131	459	816	139	10	143	552	561	457	16



HAL McRAE

OUTFIELDER/DH: 1973-87 (INDUCTED 1989)

Hal McRae's hard-nosed, aggressive style of play set the tone for the Royals championship clubs. He spent 14 full seasons in a Royals uniform and was recognized as one of the AL's most prolific designated hitters. He was a three-time All-Star, led the league in doubles twice and topped the loop with 133 RBI in 1982. He earned Royals Player of the Year honors in 1974 and 1982.

Hal McRae	AVG	G	AB	R	H	2B	3B	HR	RBI	BB	SO	SB
Kansas City (15 years)	.293	1837	6568	873	1924	449	63	169	1012	616	697	105



JEFF MONTGOMERY

PITCHER: 1988-99 (INDUCTED 2003)

Jeff Montgomery spent 12 of his 13 Major League seasons in a Royals uniform and is the club's all-time saves leader with 304. The three-time All-Star (1992, 1993, 1996) was the Rolands AL Reliever of the Year in 1993, finishing tied for the league lead with 45 saves, matching the club record at the time. He also holds the club record for career appearances (686) and ranked ninth on MLB's all-time saves list at the time of his retirement.

Jeff Montgomery	W-L	ERA	G	GS	CG	SHO	SV	IP	H	ER	BB	SO
Kansas City (12 years)	44-50	3.20	686	0	0	0	304	849.1	760	302	287	720



AMOS OTIS

OUTFIELDER: 1970-83 (INDUCTED 1986)

Amos Otis' career with the Royals spanned 14 years as he patrolled centerfield and excelled at the plate. He compiled a solid .280 average in a Kansas City uniform with 193 home runs, 992 RBI and 340 stolen bases while winning three Gold Gloves and five All-Star nominations. He was the Royals Player of the Year three times (1971, '73 and '78).

Amos Otis	AVG	G	AB	R	H	2B	3B	HR	RBI	BB	SO	SB
Kansas City (14 years)	.280	1891	7050	1074	1977	365	65	193	992	739	953	340



FRED PATEK

SHORTSTOP: 1971-79 (INDUCTED 1992)

Despite being the smallest player in the big leagues at 5'4", **Fred Patek** was a cornerstone of the early success of the franchise. The slick-fielding shortstop wore a Royals uniform from 1971-79, posting a .241 average in 1,245 games, earning three All-Star game selections. He led the league with 11 triples in 1971 and with 53 stolen bases in 1977.

Fred Patek	AVG	G	AB	R	H	2B	3B	HR	RBI	BB	SO	SB
Kansas City (9 years)	.241	1245	4305	571	1036	182	41	28	382	413	586	336



DAN QUISENBERRY

PITCHER: 1979-88 (INDUCTED 1998)

Dan Quisenberry's pin-point control, submarine-style delivery and quick wit made him a favorite among his teammates, media, peers and fans. He earned the Royals Pitcher of the Year honors four times, was a three-time All-Star, led the A.L. in saves five times and was a five-time winner of the A.L. Fireman of the Year award. Quisenberry's life was claimed by cancer on September 30, 1998.

Dan Quisenberry	W-L	ERA	G	GS	CG	SHO	SV	IP	H	ER	BB	SO
Kansas City (10 years)	51-44	2.55	573	0	0	0	238	920.1	919	261	139	321



COOKIE ROJAS

SECOND BASEMAN: 1970-77 (INDUCTED 1987)

Cookie Rojas brought more than eight years of National League experience to the Royals in 1970. His experience and leadership abilities were felt immediately with the young expansion team, providing a solid base for future championships. Rojas was named to the American League All-Star team four consecutive years (1971-74).

Cookie Rojas	AVG	G	AB	R	H	2B	3B	HR	RBI	BB	SO	SB
Kansas City (8 years)	.268	880	3072	324	824	139	12	25	332	213	236	46



BRET SABERHAGEN

PITCHER: 1984-91 (INDUCTED 2005)

Bret Saberhagen is the only two-time Cy Young Award winner in Royals history. Saberhagen, the 1985 World Series MVP, pitched eight seasons for the Royals from 1984-91. He became the first KC pitcher and youngest pitcher in A.L. history to earn a Cy Young Award in 1985. He was a four-time Royals Pitcher of the Year and established a franchise record in wins with a 23-6 record and a league-best 2.16 ERA during his second Cy Young season of 1989.

Bret Saberhagen	W-L	ERA	G	GS	CG	SHO	SV	IP	H	ER	BB	SO
Kansas City (8 years)	110-78	3.21	252	226	64	14	1	1660.1	1551	593	331	1093



PAUL SPLITTORFF

PITCHER: 1970-84 (INDUCTED 1987)

Paul Splitterff's big league career included action in 15 seasons from 1970-84. He was a mainstay on the staff from 1972-80 when he averaged nearly 15 wins and 220 innings per year. The big left-hander holds the Royals career records for wins, starts and innings pitched. In 1973, he became the first 20-game winner in Royals history. Cancer claimed "Split" in 2011.

Paul Splitterff	W-L	ERA	G	GS	CG	SHO	SV	IP	H	ER	BB	SO
Kansas City (15 years)	166-143	3.81	429	392	88	17	1	2554.2	2644	1082	780	1057



ART STEWART

SCOUT/ADVISOR: 1969-PRESENT (INDUCTED 2008)

Art Stewart became the first scouting/player development associate to be inducted into the Royals Hall of Fame on June 28, 2008. Stewart joined the Royals organization as a scout following the 1969 season and served as the director of scouting from 1984-96. Since 1997, he has served the Royals GM as a senior advisor. The 2007 winner of the Roland Hemond Award, which is presented for long-time service in scouting and player development, is credited with signing or drafting more than 70 players that reached the Majors, including Bo Jackson, Kevin Appier, Johnny Damon and Carlos Beltran.



MIKE SWEENEY

FIRST BASEMAN/CATCHER: 1995-2007 (INDUCTED 2015)

Mike Sweeney became the 26th member elected to the Royals Hall of Fame on August 15, 2015. A five-time All-Star, Sweeney spent the first 13 years of his 16-year Major League career in Kansas City. The club record-holder for RBI in a season with 144 in 2000, Sweeney ranks in the top six all-time in Royals history in 17 offensive categories, including second in average and home runs (197). He narrowly missed winning the 2002 A.L. batting crown, hitting .340, the second-highest single-season average in club history to George Brett's .390 mark in 1980.

Mike Sweeney	AVG	G	AB	R	H	2B	3B	HR	RBI	BB	SO	SB
Kansas City (13 years)	.297	1454	5188	759	1540	325	5	215	909	522	613	53



GEORGE TOMA

GROUNDKEEPER (INDUCTED 2012)

George Toma became the first inductee elected through the Royals Hall of Fame Veterans Committee which was part of a redesigned voting process established in 2011. Toma served as the Royals Head Groundskeeper from their inception in 1969 through the 1995 season. He also served as a consultant to the ballclub from 1995-97. He originally came to Kansas City in 1957 as head groundskeeper for the Kansas City Athletics. Generally regarded as the finest groundskeeper in the history of team sports, he earned the Professional Football Hall of Fame Pioneer Award in 2001 and joined mentor Emil Bossard as the first two inductees into the MLB Groundskeeper Association Hall of Fame in 2012.



WILLIE WILSON

OUTFIELDER: 1976-90 (INDUCTED 2000)

Willie Wilson became only the second player in baseball history to stroke 100 hits from each side of the plate in a season in 1980. The A.L. batting champion in 1982 (.332), he collected 2,207 hits and 668 stolen bases in his career, including a league-leading and Royals record 83 thefts in 1979. He was a Gold Glove Award winner in 1980, was the Royals Player of the Year in 1981 and was on the American League All-Star team in 1982 and 1983.

Willie Wilson	AVG	G	AB	R	H	2B	3B	HR	RBI	BB	SO	SB
Kansas City (15 years)	.289	1787	6799	1060	1968	241	133	40	509	360	990	612

65 YEARS OF BASEBALL IN KANSAS CITY

2020 marks the 65th anniversary of the first American League game played in Kansas City. Left-handed pitcher Alex Kellner and the Athletics handed Ned Garver and the Detroit Tigers a 6-2 loss in the A's 1955 KC debut. Outfielder Bill Wilson hit the first home run in Kansas City A's history with a shot in the eighth inning. Pre-game festivities included a ceremonial first pitch by Kansas City native and former president Harry S. Truman.

The A's played all their games at Municipal Stadium (pictured below), sharing the facility with the Kansas City Chiefs football team. The stadium, located at 22nd and Brooklyn, opened July 3, 1923. It was originally named Muehlebach Field and also housed the Kansas City Monarchs and Kansas City Blues (minor league). A pair of short-lived football franchises, The Kansas City Blues (1924) and Kansas City Cowboys (1925-26) also played at the stadium. The Royals used the stadium from 1969-72.



1969 Municipal Stadium Facts

Seating Capacity: 34,165

Ticket Prices

Box Seats: \$3.50

Reserved Grandstand: \$2.50

General Admission: \$1.50

General Admission (12 & under): \$1.00

Outfield Distances

Left: 369

Left Center: 408

Center: 421

Right Center: 382

Right: 338

Height of fence: left-13; center-40; right-13

HISTORY OF BASEBALL IN KANSAS CITY

Year	Team	League	Notes
1884	Unions	Union Association	Posted 16-63-3 record, finished 12th
1885-1888	Cowboys	NL, WL, AA	Played at Association Park (30-91 in 1886; 43-89 in 1888)
1888-1903	Blues	WL, AA	Played at Exposition Park, won Western League pennant in 1890 and 1898
1902-1903	Blue Stockings	Western	n/a
1914-1915	Packers	Federal	Posted 67-84-3 in 1914; 81-72 in 1915; played at Federal League Park
1920-1962	Monarchs	Negro-A.L.	Played at Association Park, Muehlebach Field, & Blues Stadium/Municipal Stadium...won two Negro League World Series, 10 A.L. Pennants and had just one losing season...players included Satchel Paige, Jackie Robinson, Cool Papa Bell, Ernie Banks and Buck O'Neil
1955-1967	Athletics	American	Moved to KC from Philadelphia in 1955 and relocated to Oakland in 1968
1969-2019	Royals	American	Won two World Series, four American League pennants and seven division titles

KANSAS CITY ATHLETICS YEAR-BY-YEAR

Year	Team	League	Record	Finish	Ballpark	Att.	Per Game	Att. Rank
1955	Athletics	American	63-91	6	Municipal Stadium	1,393,054	18,330	2nd of 8
1956	Athletics	American	52-102	8	Municipal Stadium	1,015,154	13,184	4th of 8
1957	Athletics	American	59-94	7	Municipal Stadium	901,067	11,702	6th of 8
1958	Athletics	American	73-81	7	Municipal Stadium	925,090	11,860	4th of 8
1959	Athletics	American	66-88	7	Municipal Stadium	963,683	12,515	6th of 8
1960	Athletics	American	58-96	8	Municipal Stadium	774,944	9,935	7th of 8
1961	Athletics	American	61-100	10	Municipal Stadium	683,817	8,548	8th of 10
1962	Athletics	American	72-90	9	Municipal Stadium	635,675	7,848	10th of 10
1963	Athletics	American	73-89	8	Municipal Stadium	762,364	9,412	8th of 10
1964	Athletics	American	57-105	10	Municipal Stadium	642,478	7,932	9th of 10
1965	Athletics	American	59-103	10	Municipal Stadium	528,344	6,523	10th of 10
1966	Athletics	American	74-86	7	Municipal Stadium	773,929	9,555	9th of 10
1967	Athletics	American	62-99	10	Municipal Stadium	726,639	8,971	9th of 10

MAJOR LEAGUE BALLPARK SENIORITY LIST

American League				National League			
Rk.	Ballpark	Team	Opened	Rk.	Ballpark	Team	Opened
1.	*Fenway Park	Boston	1912	1.	*Wrigley Field	Chicago	1914
2.	*Angel Stadium	Anaheim	1966	2.	Dodger Stadium	Los Angeles	1962
	*The Coliseum	Oakland	1966	3.	Coors Field	Colorado	1995
4.	*Kauffman Stadium	Kansas City	1973	4.	Chase Field	Arizona	1998
5.	Rogers Centre	Toronto	1989	5.	AT&T Park	San Francisco	2000
6.	*Tropicana Field	Tampa Bay	1990	6.	Miller Park	Milwaukee	2001
7.	Guaranteed Rate Field	Chicago	1991		PNC Park	Pittsburgh	2001
8.	Camden Yards	Baltimore	1992	8.	Great American Ball Park	Cincinnati	2003
9.	Progressive Field	Cleveland	1994	9.	PETCO Park	San Diego	2004
10.	Safeco Field	Seattle	1999		Citizens Bank Park	Philadelphia	2004
11.	Comerica Park	Detroit	2000	11.	Busch Stadium	St. Louis	2006
	Minute Maid Park	Houston	2000	12.	Nationals Park	Washington	2008
13.	Yankee Stadium	New York	2009	13.	Citi Field	New York	2009
14.	Target Field	Minnesota	2010	14.	Marlins Park	Miami	2012
15.	Globe Life Field	Texas	2020	15.	Truist Park	Atlanta	2017

* Undergone Major Renovations

Includes all 906 players (454 position players, 452 pitchers) who have appeared in one or more official Major League game for the Royals.

A (34)

Abbott, Paul (P)—2003
 Abernathy, Brent (INF)—2003
 Abernathy, Ted (P)—1970-72
 Abreu, Tony (INF)—2012
 Adair, Jerry (INF)—1969-70
 Adam, Jason (P)—2018
 Adams, Lane (OF)—2014
 Adcock, Nate (P)—2011-12
 Alfeldt, Jeremy (P)—2002-06
 Aikens, Willie (INF)—1980-83
 Alburquerque, Al (P)—2017
 Alcaraz, Luis (INF)—1969-70
 Alexander, Scott (P)—2015-17
 Alicea, Luis (INF)—2001-02
 Allensworth, Jermaine (OF)—1998
 Almonte, Abraham (OF)—2018
 Almonte, Miguel (P)—2015, 2017
 Ambres, Chip (OF)—2005
 Anderson, Brian (P)—2003-05
 Anderson, Josh (OF)—2009
 Anderson, Rick (P)—1987-88
 Anderson, Scott (P)—1995
 Andrade, Steve (P)—2006
 Angelini, Norm (P)—1972-73
 Ankiel, Rick (OF)—2010
 Aoki, Nori (OF)—2014
 Appier, Kevin (P)—1989-99, 2003-04
 Aquino, Luis (P)—1988-92
 Armstrong, Mike (P)—1982-83
 Arteaga, Humberto (INF)—2019
 Asencio, Miguel (P)—2002-03
 Ashford, Tucker (INF)—1984
 Austin, Jeff (P)—2001-02
 Aviles, Mike (INF)—2008-11

B (97)

Bailey, Cory (P)—2001-02
 Bailey, Homer (P)—2019
 Bako, Paul (C)—2006
 Balboni, Steve (INF)—1984-88
 Bale, John (P)—2007-09
 Baller, Jay (P)—1990
 Bankhead, Scott (P)—1986
 Bannister, Brian (P)—2007-10
 Bannister, Floyd (P)—1988-89
 Barber, Brian (P)—1998-99
 Barlow, Scott (P)—2018-19
 Barnes, Jacob (P)—2019
 Barranca, German (INF)—1979-80
 Bass, Randy (INF)—1978
 Batista, Miguel (P)—2000
 Bautista, Denny (P)—2004-06
 Bautista, Jose (INF)—2004
 Bayliss, Jonah (P)—2005
 Beckwith, Joe (P)—1984-85
 Belcher, Tim (P)—1996-98
 Belinda, Stan (P)—1993-94
 Bell, Jay (INF)—1997
 Bell, Terry (C)—1986
 Beltran, Carlos (OF)—1998-2004
 Beniquez, Juan (OF-INF)—1987
 Benitez, Yamil (OF)—1997
 Benzinger, Todd (INF)—1991
 Berenguer, Juan (P)—1981, 1992
 Berger, Brandon (OF)—2001-04
 Bernero, Adam (P)—2006
 Berroa, Angel (INF)—2001-07
 Berry, Sean (INF)—1990-91
 Betancourt, Yuniesky (INF)—2009-10, 2012
 Betemit, Wilson (INF)—2010-11
 Bevacqua, Kurt (INF)—1973-74
 Bevil, Brian (P)—1996-98
 Biancalana, Buddy (INF)—1982-87
 Bird, Doug (P)—1973-78
 Black, Buddy (P)—1982-88
 Blanco, Andres (INF)—2004-06
 Blanco, Gregor (OF)—2010
 Blanton, Joe (P)—2015
 Bloomquist, Willie (OF-INF)—2009-10
 Blue, Vida (P)—1982-83
 Bluma, Jaime (P)—1996
 Bochtler, Doug (P)—2000
 Boddicker, Mike (P)—1991-92
 Bones, Ricky (P)—1997-98
 Bonifacio, Emilio (INF-OF)—2013
 Bonifacio, Jorge (OF)—2017-19
 Booker, Chris (P)—2006

Boone, Bob (C)—1989-90
 Borders, Pat (C)—1995
 Bosley, Thad (OF)—1987-88
 Botelho, Derek (P)—1982
 Botalico, Ricky (P)—2000
 Bourgeois, Jason (OF)—2012
 Boxberger, Brad (P)—2019
 Boyer, Blaine (P)—2018
 Braun, Ryan (P)—2006-07
 Braun, Steve (OF-INF)—1978-80
 Brazzell, Craig (1B)—2007
 Brett, George (INF)—1973-93
 Brett, Ken (P)—1980-81
 Brewer, Billy (P)—1993-95
 Brewer, Mike (OF)—1986
 Briles, Nelson (P)—1974-75
 Brito, Juan (C)—2002
 Brooks, Aaron (P)—2014-15
 Brooks, Hubie (P)—1993-94
 Brown, Adrian (OF)—2004
 Brown, Dee (OF)—1998-04
 Brown, Emil (OF)—2005-07
 Browning, Tom (P)—1995
 Broxton, Jonathan (P)—2012
 Bruno, Tom (P)—1976
 Buchanan, Bob (P)—1989
 Buchter, Ryan (P)—2017
 Buck, John (C)—2004-09
 Buckner, Bill (INF-DH)—1988-89
 Buckner, Billy (P)—2007
 Bueno, Francisley (P)—2012-14
 Bukvich, Ryan (P)—2002-04
 Bullington, Bryan (P)—2010
 Bunch, Melvin (P)—1995
 Bunker, Wally (P)—1969-71
 Burgmeier, Tom (P)—1969-73
 Burgos, Ambiorix (P)—2005-06
 Burgos, Enrique (P)—1993
 Burkhart, Morgan (INF)—2003
 Burns, Billy (OF)—2016-17
 Busby, Steve (P)—1972-80
 Butera, Drew (C)—2015-18
 Butler, Bill (P)—1969-71
 Butler, Billy (INF-DH)—2007-14
 Byrd, Paul (P)—2001-02
 Byrdak, Tim (P)—1998-2000

C (69)

Cabrera, Melky (OF)—2011, 2017
 Caceres, Edgar (INF)—1995
 Cadaret, Greg (P)—1993
 Cahill, Trevor (P)—2017
 Cain, Lorenzo (OF)—2011-17
 Calixte, Orlando (INF)—2015
 Callaspo, Alberto (INF)—2008-10
 Camp, Shawn (P)—2004-05
 Campanis, Jimmy (C)—1969-70
 Campbell, Jim (P)—1990
 Capra, Nick (OF)—1988
 Cardenal, Jose (OF)—1980
 Carrasco, D.J. (P)—2003-05
 Carrasco, Hector (P)—1997
 Carroll, Jamey (INF)—2013
 Carter, Lance (P)—1999
 Caruso, Mike (INF)—2002
 Casian, Larry (P)—1997
 Castillo, Alberto (C)—2004-05
 Castillo, Manny (INF)—1980
 Castro, Bill (P)—1982-83
 Cepeda, Orlando (INF)—1974
 Cerda, Jaime (P)—2004-05
 Chalk, Dave (INF)—1980-81
 Chamberlain, Craig (P)—1979-80
 Chamberlain, Joba (P)—2015
 Chavez, Endy (OF)—2001
 Chavez, Jesse (P)—2010-11
 Chen, Bruce (P)—2009-14
 Christenson, Gary (P)—1979-80
 Ciriaco, Pedro (INF)—2013-14
 Cisco, Galen (P)—1969
 Clark, David (OF)—1991
 Clark, Terry (P)—1996
 Clarke, Stan (P)—1989
 Clemons, Lance (P)—1971
 Codiroli, Chris (P)—1990
 Cogan, Tony (P)—2001
 Colborn, Jim (P)—1977-78
 Cole, Stu (INF)—1991

Coleman, Casey (P)—2014
 Coleman, Dusty (INF)—2015
 Coleman, Louis (P)—2011-15
 Coleman, Vince (OF)—1994-95
 Collins, Tim (P)—2011-14
 Colon, Christian (INF)—2014-17
 Colon, Roman (P)—2009-10, 2012
 Concepcion, Onix (INF)—1980-85
 Cone, David (P)—1986, 1993-94
 Conine, Jeff (INF)—1990, 1992, 1998
 Converse, Jim (P)—1995, 1997
 Cookson, Brent (OF)—1995
 Cooper, Scott (INF)—1997
 Corbin, Archie (P)—1991
 Cortez, Fernando (INF)—2007
 Costa, Shane (OF)—2005-07
 Cowens, Al (OF)—1974-79
 Cram, Jerry (P)—1969, 1976
 Crawford, Steve (P)—1989-91
 Creel, Keith (P)—1982-83
 Cripe, Dave (INF)—1978
 Crisp, Coco (OF)—2009
 Cromartie, Warren (INF)—1991
 Crow, Aaron (P)—2011-14
 Cruz, Juan (P)—2009-10
 Cruz, Todd (INF)—1979
 Cruz, Tony (C)—2016
 Cuetto, Johnny (P)—2015
 Cuthbert, Cheslor (INF)—2015-19

D (45)

D'Amico, Jeff (P)—2000
 Dal Canton, Bruce (P)—1971-75
 Damon, Johnny (OF)—1995-2000
 Davies, Kyle (P)—2007-11
 Davis, Butch (OF)—1983-84
 Davis, Chili (DH)—1997
 Davis, John (P)—1987
 Davis, Mark (P)—1990-92
 Davis, Storm (P)—1990-91
 Davis, Tommy (OF)—1976
 Davis, Wade (P)—2013-16
 Dawkins, Gookie (INF)—2003
 De La Rosa, Jorge (P)—2006-07
 De los Santos, Luis (INF)—1988-89
 DeHart, Rick (P)—2003
 DeJesus, David (OF)—2003-10
 DeJesus, Jose (P)—1988-89, 1994
 DeLaMaza, Roland (P)—1997
 Delgado, Wilson (INF)—2000-01
 Demaria, Chris (P)—2005
 Dent, Bucky (INF)—1984
 Dessens, Elmer (P)—2006
 Detherage, Bob (OF)—1980
 Diaz, Jose (P)—2006
 Diaz, Matt (OF)—2005
 Diekmann, Jake (P)—2019
 DiFelice, Mike (C)—2003
 DiNardo, Lenny (P)—2009
 Dimi, Nick (C)—2019
 DiPino, Frank (P)—1993
 Dohmann, Scott (P)—2006
 Dotel, Octavio (P)—2007
 Dotson, Richard (P)—1990
 Downs, Scott (P)—2014
 Dozier, Hunter (INF-OF)—2016, 2018-19
 Drabowsky, Moe (P)—1969-70
 Drago, Dick (P)—1969-73
 Duckworth, Brandon (P)—2006-08
 Duda, Lucas (1B)—2018-19
 Duffy, Danny (P)—2011-19
 Duynwoody, Todd (OF)—2000
 Durbin, Chad (P)—1999-02
 Dwyer, Chris (P)—2013
 Eay, Jermaine (OF)—1997-2001
 Dyson, Jarrod (OF)—2010-16

E (9)

Eastwick, Rawly (P)—1980
 Eaton, Craig (P)—1979
 Eibner, Brett (OF)—2016
 Eisenreich, Jim (OF)—1987-92
 Elarton, Scott (P)—2006-07
 Ellis, Chris (P)—2019
 Encarnacion, Luis (P)—1990
 Escobar, Alcides (INF)—2011-18
 Ethernath, Seth (P)—2006
 Evans, Bart (P)—1998

F (29)

Fabregas, Jorge (C)—2000
 Falu, Irving (INF)—2012-13
 Farnsworth, Kyle (P)—2009-10
 Farr, Steve (P)—1985-90
 Farrell, Luke (P)—2017
 Fasano, Sal (C)—1996-99, 2001
 Febles, Carlos (INF)—1998-03
 Feliz, Nefthali (P)—2017
 Ferreira, Tony (P)—1985
 Field, Nate (P)—2002-05
 Fields, Josh (INF)—2010
 Fillmyer, Heath (P)—2018-19
 Filson, Pete (P)—1990
 Finnegan, Brandon (P)—2014-15
 Fiore, Mike (INF)—1969-70
 Fitzmorris, Al (P)—1969-76
 Fleming, Dave (P)—1995
 Floyd, Bob (INF)—1970-74
 Flynn, Brian (P)—2016-19
 Foucault, Steve (P)—1978
 Foy, Joe (INF)—1969
 Francis, Jeff (P)—2011
 Francoeur, Jeff (OF)—2011-13
 Frasor, Jason (P)—2014-15
 Freel, Ryan (OF-INF)—2009
 Frost, Dave (P)—1982
 Fuentes, Rey (OF)—2016
 Fulchino, Jeff (P)—2008
 Fussell, Chris (P)—1999-2000

G (54)

Gaetti, Gary (INF)—1993-95
 Gagne, Greg (INF)—1993-95
 Gale, Rich (P)—1978-81
 Gallagher, Cam (C)—2017-19
 Garber, Gene (P)—1973-74, 1987-88
 Garcia, Dan (OF)—1981
 Garcia, Onelki (P)—2017
 Gardner, Mark (P)—1993
 Gardner, Wes (P)—1991
 Gathright, Joey (OF)—2006-08
 Gaudet, Jim (C)—1978-79
 Gaviglio, Sam (P)—2017
 Gee, Dillon (P)—2016
 George, Chris (P)—2001-04
 German, Esteban (INF)—2006-08
 Geronimo, Cesar (OF)—1981-83
 Gettis, Byron (OF)—2004
 Getz, Chris (INF)—2010-13
 Giambi, Jeremy (OF)—1998-99
 Giavotella, Johnny (INF)—2011-14
 Gibson, Kirk (OF)—1991
 Gillfillan, Jason (P)—2003
 Gleaton, Jerry Don (P)—1987-89
 Gload, Ross (INF-OF)—2007-08
 Gobble, Jimmy (P)—2003-08
 Goins, Ryan (INF)—2018
 Gomes, Jonny (OF)—2015
 Gomez, Alexis (OF)—2002, 2004
 Gonzalez, Fernando (INF)—1974
 Gonzalez, Juan (OF)—2004
 Goodwin, Brian (OF)—2018
 Goodwin, Tom (OF)—1994-97
 Gordon, Alex (INF-OF)—2007-19
 Gordon, Tom (P)—1988-95
 Gore, Terrance (OF)—2014-17, 2019
 Gotay, Ruben (INF)—2004-05
 Graffanino, Tony (INF)—2004-06
 Granger, Jeff (P)—1993-94, 1996
 Greinke, Zack (P)—2004-10
 Grimm, Justin (P)—2018
 Grimsley, Jason (P)—2001-04
 Grote, Jerry (C)—1981
 Grotewold, Jeff (C)—1995
 Grudzielanek, Mark (INF)—2006-08
 Gubicza, Mark (P)—1984-96
 Guerrero, Wilton (INF)—2004
 Guiel, Aaron (OF)—2002-06
 Guillen, Jose (OF)—2008-10
 Gumpert, Dave (P)—1987
 Gura, Larry (P)—1976-85
 Guthrie, Jeremy (P)—2012-15
 Gutierrez, J.C. (P)—2013
 Gutierrez, Kelvin (INF)—2019
 Gwynn, Chris (OF)—1992-93

H (62)

Habyan, John (P)—1993
 Hahn, Jesse (P)—2019
 Hall, Tom (P)—1976-77
 Halter, Shane (INF)—1997-98

Hamelin, Bob (INF)—1993-96
 Hamilton, Billy (OF)—2019
 Hammaker, Atlee (P)—1981
 Hammel, Jason (P)—2017-18
 Hammond, Steve (OF)—1982
 Haney, Chris (P)—1992-98
 Hansen, Jed (INF)—1997-99
 Hansen, Ron (INF)—1972
 Hargreaves, Al (P)—1986
 Harris, Bill (INF)—1969
 Harrison, Chuck (INF)—1969, 1971
 Harvey, Ken (INF)—2001, 2003-05
 Hassler, Andy (P)—1976-78
 Hatcher, Chris (OF)—1998
 Hayes, Brett (C)—2013-14
 Healy, Fran (C)—1969, 1973-76
 Hearn, Ed (C)—1987-88
 Heath, Kelly (INF)—1982
 Heaton, Neal (P)—1992
 Hedlund, Mike (P)—1969-72
 Hegman, Bob (INF)—1985
 Heise, Bob (INF)—1977
 Henderson, Dave (OF)—1994
 Hendriks, Liam (P)—2014
 Henry, Doug (P)—2001
 Hernandez, Jack (INF)—1969-70
 Hernandez, Luis (INF)—2005-06
 Hernandez, Roberto (P)—2001-02
 Hernandez, Rinelvis (P)—2002-03, 2005-06
 Herrera, Kelvin (P)—2011-18
 Herrera, Rosell (OF)—2018
 Hiatt, Phil (INF)—1993, 1995
 Hill, Jeremy (P)—2002-03
 Hill, Tim (P)—2018-19
 Hinch, A.J. (C)—2001-02
 Hochevar, Luke (P)—2007-13, 2015-16
 Hocking, Denny (INF)—2005
 Hoerner, Joe (P)—1973-74
 Holbert, Ray (INF)—1999-2000
 Holland, Greg (P)—2010-15
 Hood, Don (P)—1982-83
 Hopkins, Gail (INF)—1971-73
 Hosmer, Eric (INF)—2011-17
 Hottoy, Tommy (P)—2012
 Hovley, Steve (OF)—1972-73
 Howard, David (INF)—1991-97
 Howell, J.P. (P)—2005
 Hrabosky, Al (P)—1978-79
 Hubbard, Trenidad (OF)—2001
 Huber, Justin (1B)—2006-07
 Hudson, Luke (P)—2006-07
 Hughes, Dusty (P)—2009-10
 Huisman, Justin (P)—2004
 Huisman, Rick (P)—1995-96
 Huisman, Mark (P)—1983-86
 Hulett, Tug (INF)—2009
 Humber, Phil (P)—2010
 Hurdle, Clint (OF)—1977-81

I (4)

Ibanez, Raul (OF-INF)—2001-03, 2014
 Infante, Omar (INF)—2014-16
 Iorg, Dane (OF-INF)—1984-85
 Ireland, Tim (INF)—1981-82

J (29)

Jackson, Bo (OF)—1986-90
 Jackson, Damian (INF)—2004
 Jackson, Danny (P)—1983-87
 Jackson, Grant (P)—1982
 Jackson, Mike (P)—1972-73
 Jacobs, Mike (INF)—2009
 Jacome, Jason (P)—1995-97
 James, Chris (OF)—1995
 Jay, Jon (OF)—2018
 Jefferies, Gregg (INF)—1992
 Jeffers, Jeremy (P)—2011-12
 Jeltz, Steve (INF)—1990
 Jensen, Ryan (P)—2005
 Johnson, Bob (P)—1970
 Johnson, Brian (C)—2000
 Johnson, Elliot (INF)—2013
 Johnson, Ron (INF)—1982-83
 Johnson, Rondin (INF)—1986
 Johnson, Rontrez (OF)—2003
 Johnston, Joel (P)—1991-92
 Jones, Lynn (OF)—1984-86
 Jones, Mike (P)—1980-81, 1984-85
 Jones, Ross (INF)—1987
 Jones, Ruppert (OF)—1976
 Jones, Steve (P)—1969
 Jose, Felix (OF)—1993-95
 Joseph, Donnie (P)—2013-14

Joyner, Wally (INF)—1992-95
 Junis, Jakob (P)—2017-19

K (22)

Ka'a'iueh, Kila (INF)—2008, 2010-11
 Karns, Nate (P)—2017
 Keatley, Greg (C)—1981
 Keller, Brad (P)—2018-19
 Kelly, Pat (OF)—1969-70
 Kendall, Jason (C)—2010
 Kennedy, Ian (P)—2016-19
 Keough, Joe (OF)—1969-72
 Koppel, Bobby (P)—2006
 Keppinger, Jeff (INF)—2006
 Killebrew, Harmon (INF)—1975
 King, Jeff (INF)—1997-99
 Kingery, Mike (OF)—1986
 Kinney, Matt (P)—2004
 Kirkpatrick, Ed (OF-C)—1969-73
 Knoblauch, Chuck (OF)—2002
 Knoop, Bobby (INF)—1971-72
 Kosloski, Kevin (OF)—1992-94
 Kottaras, George (C)—2013
 Kratz, Erik (C)—2014-15
 Kreuter, Chad (C)—1999
 Kusnyer, Art (C)—1978

L (38)

LaCock, Pete (INF)—1977-80
 LaCoss, Mike (P)—1985
 Lahoud, Joe (OF)—1977-78
 Lance, Gary (P)—1977
 Larkin, Andy (P)—2000
 LaRue, Jason (C)—2007
 Law, Rudy (OF)—1986
 Laxton, Brett (P)—2000
 Leach, Terry (P)—1989
 Lee, Mark (P)—1988
 Leeper, Dave (OF)—1984-85
 Leibbrandt, Charlie (P)—1984-89
 Leius, Scott (INF)—1998-99
 Lennon, Patrick (OF)—1996
 Leonard, Dennis (P)—1974-86
 Lerew, Anthony (P)—2009-10
 Leskanic, Curtis (P)—2003-04
 Levine, Al (P)—2003
 Lima, Jose (P)—2003, 2005
 Lind, Jose (INF)—1993-95
 Linton, Doug (P)—1995-96
 Liriano, Nelson (INF)—1991
 Littell, Mark (P)—1973, 1975-77
 Lively, Ben (P)—2018-19
 Lloyd, Graeme (P)—2003
 Lockhart, Keith (INF)—1995-96
 Long, Ryan (OF)—1997
 Long, Terrence (OF)—2005
 Lopez, Albie (P)—2003
 Lopez, Aurelio (P)—1974
 López, Jorge (P)—2018-19
 Lopez, Mendi (INF)—1998-99, 2003-04
 Lopez, Nicky (INF)—2019
 Lough, David (OF)—2012-13
 Lovelady, Richard (P)—2019
 Lowe, Sean (P)—2003
 Lowery, Devon (P)—2008
 Luecken, Rick (P)—1989

M (99)

MacDougall, Mike (P)—2001-06
 Macfarlane, Mike (C)—1987-94, 1996-98
 Machado, Andres (P)—2017
 Mack, Shane (OF)—1998
 Madison, Scotti (C-INF)—1987-88
 Madson, Ryan (P)—2015
 Magnante, Mike (P)—1991-96
 Mahay, Ron (P)—2008-09
 Maier, Mitch (OF)—2006, 2008-12
 Maldonado, Carlos (P)—1990-91
 Maldonado, Martin (C)—2019
 Maness, Seth (P)—2017
 Mariot, Michael (P)—2014-15
 Marks, Justin (P)—2014
 Marrero, Eli (OF)—2005
 Marshall, Keith (OF)—1973
 Marte, Victor (P)—2009-10
 Martin, Jerry (OF)—1982-83
 Martin, Rennie (P)—1979-81
 Martinez, Buck (C)—1969-71, 1973-77
 Martinez, Carmelo (INF)—1991
 Martinez, Felix (INF)—1997-99
 Martz, Gary (OF)—1975
 Matchick, Tommy (INF)—1970
 Mateo, Ruben (OF)—2004

Mathews, Terry (P)—1999
 Matos, Julius (INF)—2003
 Mauer, Brandon (P)—2017-18
 Maxwell, Justin (OF)—2013-14
 May, Darrell (P)—2002-04
 May, Jerry (C)—1971-73
 May, Lee (INF)—1981-82
 May, Lucas (C)—2010
 Mayberry, John (INF)—1972-77
 Mayne, Brent (C)—1990-95, 2001-03
 Mays, Joe (P)—2006
 Mazzaro, Vin (P)—2011-12
 McBroom, Ryan (1B/OF)—2019
 McCarthy, Kevin (P)—2016-19
 McCarty, Dave (INF)—2000-02
 McClure, Bob (P)—1975-76
 McCormick, Mike (P)—1971
 McDaniel, Lindy (P)—1974-75
 McDill, Allen (P)—1997-98
 McDonald, Donzell (OF)—2002
 McEwing, Joe (INF)—2005
 McGaffigan, Andy (P)—1990-91
 McGilberry, Randy (P)—1977-78
 McGinnis, Russ (C)—1995
 McRae, Brian (OF)—1990-94
 McRae, Hal (OF-DH)—1973-87
 McReynolds, Kevin (OF)—1992-93
 McWilliams, Larry (P)—1989-90
 Meacham, Rusty (P)—1992-95
 Meadows, Brian (P)—2000-01
 Meche, Gil (P)—2007-10
 Medlen, Kris (P)—2015-16
 Mejia, Erick (INF/OF)—2019
 Melvin, Bob (C)—1992
 Mendoza, Luis (P)—2010-13
 Mercedes, Henry (C)—1995-96
 Merrifield, Whit (INF-OF)—2016-19
 Mientkiewicz, Doug (INF)—2006
 Mijares, Jose (P)—2012
 Milacki, Bob (P)—1994
 Miller, Jai (OF)—2010
 Miller, Keith (INF)—1992-95
 Mills, Alec (P)—2016
 Mingori, Steve (P)—1973-79
 Minor, Mike (P)—2017
 Moeller, Dennis (P)—1992
 Mondesi, Adalberto (INF)—2016-19
 Montegudo, Aurelio (P)—1970
 Montgomery, Jeff (P)—1988-99
 Montgomery, Mike (P)—2019
 Montgomery, Monty (P)—1971-72
 Moore, Adam (C)—2012-13
 Moore, Bobby (OF)—1991
 Morales, Franklin (P)—2015
 Morales, Kendrys (INF-DH)—2015-16
 Morehead, Dave (P)—1969-70
 Moreno, Omar (OF)—1985
 Moreno, Orber (P)—1999
 Morin, Mike (P)—2017
 Morman, Alvin (P)—1999
 Morman, Russ (OF)—1990-91
 Morris, Hal (OF)—1998
 Moss, Brandon (1B/DH)—2017
 Mota, Jose (INF)—1995
 Motley, Darryl (OF)—1981, 1983-86
 Moustakas, Mike (INF)—2011-18
 Mullen, Peter (P)—2016-17
 Mullen, Scott (P)—2000-03
 Mulliniks, Rance (INF)—1980-81
 Murphy, Donnie (INF)—2004-05
 Murphy, Tom (P)—1972
 Murray, Dan (P)—1999-2000
 Musser, Neal (P)—2007-08
 Myers, Roderick (OF)—1996-97

N (15)

Nava, Daniel (OF)—2016
 Navarro, Yamacio (INF)—2011
 Nelson, Dave (INF)—1976-77
 Nelson, Joe (P)—2006
 Nelson, Roger (P)—1969-72, 1976
 Nettles, Jim (INF)—1979
 Newberry, Jake (P)—2018-19
 Newman, Josh (P)—2008
 Nix, Jayson (INF)—2014
 Nomo, Hideo (P)—2008
 Norman, Les (OF)—1995-96
 Northey, Scott (OF-INF)—1969
 Nunez, Abraham (OF)—2004
 Nunez, Leo (P)—2005-08
 Nunnally, Jon (OF)—1995-97

O (18)

Oaks, Trevor (P)—2018
 Obermueller, Wes (P)—2002
 Odorizzi, Jake (P)—2012
 Offerman, Jose (INF)—1996-98
 O'Hearn, Ryan (INF)—2018-19
 Oliver, Bob (OF-INF)—1969-72
 Oliver, Miguel (C)—2008-09
 Olson, Gregg (P)—1995, 1997
 O'Riley, Don (P)—1969-70
 Ordaz, Luis (INF)—2000-02
 Orlando, Paulo (OF)—2015-18
 Orta, Jorge (OF)—1984-87
 Ortiz, Hector (C)—1998, 2000-01
 O'Sullivan, Sean (P)—2010-11
 Otis, Amos (OF)—1970-83
 Owen, Dave (INF)—1988
 Owen, Larry (C)—1987-88

P (56)

Paepke, Dennis (C)—1969, 1971-72, 1974
 Palacios, Rey (C)—1988-90
 Palmer, Dean (INF)—1997-98
 Paquette, Craig (INF)—1996-97
 Paredes, Jimmy (OF)—2014
 Parrish, John (P)—2010
 Paschall, Bill (P)—1978-79, 1981
 Pastornicky, Cliff (INF)—1983
 Patek, Fred (INF)—1971-79
 Patterson, Jarrod (INF)—2003
 Patten, Marty (P)—1974-80
 Paulino, Felipe (P)—2011-12
 Pecota, Bill (INF)—1986-91
 Pedre, George (C)—1991
 Peguero, Carlos (OF)—2014
 Pellow, Kit (INF)—2002
 Pena, Brayson (C)—2009-12
 Pena, Carlos (INF)—2013
 Pena, Francisco (C)—2014-15
 Pena Jr., Tony (INF)—2007-09
 Pendleton, Terry (INF)—1998
 Peralta, Joel (P)—2006-08
 Peralta, Wily (P)—2018-19
 Perez, Melido (P)—1987
 Perez, Mike (P)—1997
 Perez, Neifi (INF)—2001-02
 Perez, Odalis (P)—2006-07
 Perez, Salvador (C)—2011-18
 Perry, Chan (INF)—2002
 Perry, Gaylord (P)—1983
 Perry, Gerald (INF-DH)—1990
 Phelps, Ken (INF)—1980-81
 Phillips, Brett (OF)—2018-19
 Phillips, Paul (C)—2004-07
 Pichardo, Hipolito (P)—1992-98
 Pickering, Calvin (INF)—2004-05
 Pierce, Ed (P)—1992
 Pina, Manuel (C)—2011-12
 Pimiella, Lou (OF)—1969-73
 Pino, Yohan (P)—2015
 Pinson, Vada (OF)—1974-75
 Pisciotto, Marc (P)—1999
 Pittsley, Jim (P)—1995, 1997-99
 Podsednik, Scott (OF)—2010
 Ponson, Sidney (P)—2009
 Poquette, Tom (OF)—1973, 1976-79, 1982
 Porter, Darrell (C)—1977-80
 Pose, Scott (OF)—1999-2000
 Pounders, Brooks (P)—2016
 Power, Ted (P)—1988
 Prince, Tom (C)—2003
 Pryor, Greg (INF)—1982-86
 Pugh, Tim (P)—1996
 Puhl, Terry (OF)—1991
 Pujols, Luis (C)—1984
 Pulliam, Harvey (OF)—1991-93

Q (4)

Quinn, Mark (OF)—1999-2002
 Quintero, Humberto (C)—2012
 Quirk, Jamie (C)—1975-76, 1978-82, 1985-88
 Quisenberry, Dan (P)—1979-88

R (44)

Rakers, Jason (P)—2000
 Ramirez, Horacio (P)—2008-09
 Ramirez, Ramon (P)—2008
 Randa, Joe (INF)—1995-96, 1999-2004
 Rapp, Pat (P)—1998

Rasmussen, Dennis (P)—1992-93, 1995

Rasmussen, Eric (P)—1983
 Ray, Ken (P)—1999
 Raziano, Barry (P)—1973
 Reboulet, Jeff (INF)—2000
 Redman, Mark (P)—2006
 Reed, Rick (P)—1992-93
 Reichardt, Rick (OF)—1973-74
 Reichert, Dan (P)—1999-2002
 Rekar, Bryan (P)—2002
 Relaford, Dess (INF)—2003-04
 Renko, Steve (P)—1983
 Reyes, Denny (P)—2004
 Rico, Fred (OF)—1969
 Rigby, Brad (P)—1999-2000
 Rios, Alex (OF)—2015
 Rios, Danny (P)—1998
 Rios, Juan (INF)—1969
 Riskes, David (P)—2007
 Rivera, Bombo (OF)—1982
 Rivera, Luis (INF)—1998
 Roberts, Bip (INF)—1996-97
 Roberts, Leon (OF)—1983-84
 Robinson, Clint (INF)—2012
 Robinson, Ken (P)—1996
 Robinson, Kerry (OF)—2006
 Rodriguez, Ed (P)—1979
 Rodriguez, Ellie (C)—1969-70
 Rodriguez, Wilking (P)—2014
 Rojas, Cookie (INF)—1970-77
 Romero, Enny (P)—2018
 Rooker, Jim (P)—1969-72
 Rosa, Carlos (P)—2008-09
 Rosado, Jose (P)—1996-2000
 Rosario, Randy (P)—2019
 Rossy, Rico (INF)—1992-93
 Rowe, Josh (P)—2010
 Rusch, Glendon (P)—1997-99
 Ryal, Mark (OF)—1987

S (88)

Saberhagen, Bret (P)—1984-91
 Sadecki, Ray (P)—1975-76
 Sadler, Donnie (OF-INF)—2001-02
 Salazar, Angel (INF)—1986-87
 Sampen, Bill (P)—1992-93
 Samuel, Juan (INF)—1992, 1995
 Sanchez, Angel (INF)—2006
 Sanchez, Israel (P)—1988, 1990
 Sanchez, Jonathan (P)—2012
 Sanchez, Orlando (C)—1984
 Sanchez, Rey (SS)—1999-01
 Sanders, Ken (P)—1976
 Sanders, Reggie (OF)—2006-07
 Santana, Ervin (P)—2013
 Santiago, Benito (C)—2004
 Santiago, Jose (P)—1997-01
 Santovien, Nelson (C)—1993
 Sauveur, Rich (P)—1992
 Savage, Ted (OF)—1971
 Scanlan, Bob (P)—1996
 Scarcone, Steve (INF)—1999
 Schaal, Paul (INF)—1969-74
 Schattinger, Jeff (P)—1981
 Schatzeder, Dan (P)—1991
 Scheinblum, Richie (OF)—1972, 1974
 Schulz, Jeff (OF)—1989-90
 Schwindel, Frank (1B)—2019
 Scott, George (INF)—1979
 Scott, Rodney (INF)—1975
 Scranton, Jim (INF)—1984-85
 Seanez, Rudy (P)—2004
 Sedlack, Shawn (P)—2002
 Seitzer, Kevin (INF-OF)—1986-91
 Serrano, Jimmy (P)—2004
 Service, Scott (P)—1997-99
 Severson, Rich (INF)—1970-71
 Shealy, Ryan (OF)—2006-08
 Sheridan, Pat (OF)—1981-85
 Shields, James (P)—2013-14
 Shields, Steve (P)—1986
 Shifflett, Steve (P)—1992
 Shirley, Bob (P)—1987
 Shouse, Brian (P)—2002
 Shumpert, Terry (INF)—1990-94
 Silverio, Luis (OF)—1978
 Simpson, Joe (OF)—1983
 Simpson, Wayne (P)—1973
 Sisco, Andrew (P)—2005-06
 Skoglund, Eric (P)—2017-18
 Slaughter, Don (C)—1982-84
 Smith, Burch (P)—2018
 Smith, Daryl (P)—1990

Smith, Jason (INF)—2007-08
 Smith, Lonnie (OF)—1985-87
 Smith, Will (P)—2012-13
 Snyder, Kyle (P)—2003, 2005-06
 Solaita, Tony (INF)—1974-76
 Soler, Jorge (OF)—2017-18
 Soria, Joaquin (P)—2007-11, 2016-17
 Sorrell, Bill (INF)—1970
 Sparkman, Glenn (P)—2018
 Spehr, Tim (C)—1991, 1997-99
 Speier, Gabe (P)—2019
 Splittorff, Paul (P)—1970-84
 Spoljaric, Paul (P)—2000
 Spradlin, Jerry (P)—2000
 Spriggs, George (OF)—1969-70
 Stairs, Matt (OF)—2004-06
 Standridge, Jason (P)—2007
 Starling, Bubba (OF)—2019
 Staumont, Josh (P)—2019
 Stein, Blake (P)—1999-2002
 Stemle, Steve (P)—2005-06
 Stewart, Andy (C)—1997
 Stillwell, Kurt (INF)—1988-91
 Stinnett, Kelly (C)—2004
 Stinson, Bob (C)—1975-76
 Stoddard, Bob (P)—1987
 Stottlemire, Jr., Mel (P)—1990
 Stout, Eric (P)—2018
 Strahm, Matt (P)—2016-17
 Stynes, Chris (INF)—1995-96
 Sullivan, Scott (P)—2004
 Sundberg, Jim (C)—1985-86
 Suppan, Jeff (P)—1998-2002
 Sutton, Larry (INF)—1997-99
 Suzuki, Mac (P)—1999-02
 Sweeney, Mike (C-INF)—1995-2007

T (27)

Tabler, Pat (OF)—1988-90
 Tarrabull, Danny (OF)—1987-91
 Taylor, Bob (C)—1969-70
 Taylor, Carl (OF)—1971-73
 Taylor, Dwight (OF)—1986
 Teaford, Everett (P)—2011-13
 Teahen, Mark (OF-INF)—2005-09
 Tejada, Miguel (INF)—2013
 Tejada, Robinson (P)—2008-11
 Terrell, Jerry (INF)—1978-80
 Teixeira, Kanekoa (P)—2010-11
 Thompson, Brad (P)—2010
 Thompson, Rich (OF)—2004
 Thomson, John (P)—2007
 Throop, George (P)—1975, 1977-79
 Thurman, Gary (OF)—1987-92
 Tomko, Brett (P)—2008
 Tonis, Mike (C)—2004
 Torres, Dilson (P)—1995
 Torres, Ramon (INF)—2017-18
 Torres, Rusty (OF)—1980
 Treanor, Matt (C)—2011
 Tucker, Michael (OF)—1995-96, 2002-03
 Tufts, Bob (P)—1982-83
 Tupman, Matt (C)—2008
 Turner, Chris (C)—1998
 Twitty, Jeff (P)—1980

V (14)

Valdespino, Sandy (OF)—1971
 Valencia, Danny (INF)—2014
 Valera, Julio (P)—1996
 Vargas, Jason (P)—2014-17
 Vasquez, Jorge (P)—2004
 Vasto, Jerry (P)—2018
 Ventura, Yordano (P)—2013-16
 Verdugo, Ryan (P)—2012
 Veres, Randy (P)—1997
 Villacis, Eduardo (P)—2004
 Vilorio, Melbrys (C)—2018-19
 Vitiello, Joe (INF)—1995-99
 Volquez, Edinson (P)—2015-16
 Voyles, Brad (P)—2001-03

W (34)

Wacchter, Doug (P)—2009
 Wagner, Hector (P)—1990-91
 Walker, Jamie (P)—1997-98
 Wallace, Derek (P)—1999
 Walrond, Les (P)—2003
 Wang, Chien-Ming (P)—2016
 Washington, U.L. (INF)—1977-84
 Wathan, Dusty (C)—2002
 Wathan, John (C-INF)—1976-85
 Wellemeyer, Todd (P)—2006-07

Wellman, Brad (INF)—1988-89
 Wells, Kip (P)—2008
 Wengert, Don (P)—1999
 Werth, Dennis (C-INF)—1982
 Whisenant, Matt (P)—1997-99
 White, Frank (INF)—1973-90
 White, Rondell (OF)—2003
 Wickersham, Dave (P)—1969
 Wilkerson, Curtis (INF)—1992-93
 Williams, Mike (P)—1997
 Williams, Mitch (P)—1997
 Willingham, Josh (INF)—2014
 Wills, Frank (P)—1983-84
 Wilson, Craig (INF)—1993
 Wilson, Kris (P)—2000-02
 Wilson, Willie (OF)—1976-90
 Winters, Matt (OF)—1989
 Witasick, Jay (P)—1999-2000
 Wohlford, Jim (OF)—1972-76
 Wood, Blake (P)—2010-11
 Wood, Mike (P)—2004-06
 Wood, Travis (P)—2017
 Wright, Jamey (P)—2003, 2009
 Wright, Jim (P)—1981-82
 Wright, Ken (P)—1970-73

Y (6)

Yabuta, Yasuhiko (P)—2008-09
 York, Jim (P)—1970-71
 Young, Chris (P)—2015-17
 Young, Curt (P)—1992
 Young, Ernie (OF)—1998
 Young, Kevin (INF)—1996

Z (6)

Zachary, Chris (P)—1969
 Zaun, Gregg (C)—2000-01
 Zdeb, Joe (OF)—1977-79
 Zimmer, Kyle (P)—2019
 Zobrist, Ben (INF-OF)—2015
 Zuvella, Paul (INF)—1991

MANAGERS (19)

Bell, Buddy—2005-07
 Boone, Bob—1995-97
 Ferraro, Mike—1986 (interim)
 Frey, Jim—1980-81
 Gardner, Billy—1987
 Gordon, Joe—1969
 Herzog, Whitey—1975-79
 Hillman, Trey—2008-10
 Howser, Dick—1981-87
 Lemon, Bob—1970-72
 McKeon, Jack—1973-75
 McRae, Hal—1991-94
 Metro, Charlie—1970
 Mizerock, John—2002 (interim)
 Muson, Tony—1997-2002
 Pena, Tony—2002-05
 Schaefer, Bob—1991 (interim), 2005
 Wathan, John—1987-91
 Yost, Ned—2010-19

COACHES (85)

Barnett, Mike—2006-08
 Bedell, Howie—1984
 Blaylock, Gary—1984-87
 Boros, Steve—1975-79, 1993-94
 Boyer, Cloyd—1982-83
 Bradshaw, Terry—2018-19
 Brett, George—2013
 Buchanan, Brian—2017
 Burmeier, Tom—1991, 1998-2000
 Cadahia, Chino—2012-13
 Carnevale, Dan—1970
 Cisco, Galen—1971-79
 Colavito, Rocky—1982-83
 Connors, Billy—1980-81
 Cox, Jeff—1995
 Cumberland, John—2002-04
 Dauer, Rich—1997-2002
 David, Andre—2005-06, 2013
 Dobson, Pat—1991
 Doran, Bill—2005-07
 Dunlop, Harry—1969-75
 Eiland, Dave—2012-17
 Eldred, Cal—2018-19
 Ezell, Glenn—1989-94
 Ferraro, Mike—1984-86
 Foli, Tim—1996
 Foster, Steve—2010-12
 Friend, Owen—1969

Funk, Frank—1988-90
 Gamboa, Tom—2001-03
 Garrett, Adrian—1988-92
 Gibbons, John—2009-11
 Grifol, Pedro—2013-19
 Hansen, Guy—1991-93, 1996-97, 2005
 Harder, Mel—1969
 Henry, Doug—2013-17
 Hiller, Chuck—1976-79
 Jirschele, Mike—2014-19
 Johnson, Lamar—1999-2002
 Jones, Joe—1987, 1992, 2005
 Jones, Lynn—1991-92
 Kendall, Fred—2006-07
 Kison, Bruce—1992-98
 Kuntz, Rusty—2008-09, 2010, 2012-17
 Lau, Charley—1971-78
 Lemon, Bob—1970
 Lum, Mike—1988-89
 Luzinski, Greg—1995-97
 MacKenzie, Gordy—1980-81
 Maier, Mitch—2018-19
 Martinez, Jose—1980-87
 Mason, Mike—2004
 Mauch, Gene—1995
 May, Lee—1984-86, 1992-94
 Mayberry, John—1989-90
 McClure, Bob—2006-11
 McRae, Hal—1987
 Mizerock, John—2002-04, 2008-09
 Maloof, Jack—2013
 Napoleon, Ed—1987-88
 Nipper, Al—2001-02
 Nossek, Joe—1982-83
 Owen, Dave—2008-10
 Page, Mitchell—1995-97
 Pentland, Jeff—2003-05
 Poldberg, Brian—2004-07
 Poquette, Tom—1997-98
 Quirk, Jamie—1994-2001
 Renick, Rick—1981
 Rodriguez, Eddie—2009-13
 Schaefer, Bob—1988-91, 2002-05
 Schaffer, Jim—1980-88
 Schultz, Joe—1970
 Seitzer, Kevin—2009-12
 Silverio, Luis—2003-08
 Sisson, Doug—2011-12
 Strickland, George—1970-72
 Strom, Brent—2000-01
 Sullivan, John—1979
 Sveum, Dale—2014-19
 Wakamatsu, Don—2014-17
 Wathan, John—1986
 White, Frank—1997-01
 White, Jo Jo—1969
 Wiley, Mark—1999
 Wilson, Vance—2018-19

TRAINERS (12)

Cobb, Mickey—1978-90
 DeLucia, Chris—2019
 Dudley, Jim—1973-77
 Jones, Bill—1969-72
 Kenney, Nick—2010-19
 Kuntz, Lee—1999-2002
 Kyte, Frank—2003-09
 McGannon, Paul—1984-88
 Morrow, Steve—1991-98
 Stevenson, Jeff—2008-09
 Swartz, Nick—1989-2009
 Turner, Kyle—2010-18

ALL-TIME NUMERICAL ROSTER

PLAYERS

0	
Scott, George	1979
Gore, Terrance	2014-17, 2019

1	
Foy, Joe	1969
Alcaraz, Luis	1970
Rojas, Cookie	1970-77
Terrell, Jerry	1978-80
Biancalana, Buddy	1982-87
Stillwell, Kurt	1988-91
Roberts, Bip	1996-97
Sanchez, Rey	1999-2001
Sadler, Donnie	2001-02
Ordaz, Luis	2002
Dawkins, Gookie	2003
Jackson, Damian	2004
Guerrero, Wilton	2004
Blanco, Andres	2004
Hocking, Denny	2005
Gathright, Joey	2006
Pena, Jr., Tony	2007-09
Anderson, Josh	2009
Dyson, Jarrod	2010-16
Goins, Ryan	2018
Lopez, Nicky	2019

2	
Patek, Freddie	1971
Hansen, Ron	1972
Bevaqua, Kurt	1973-74
Patek, Freddie	1975-79
Torres, Rusty	1980
Concepcion, Onix	1981-85
Salazar, Angel	1986-87
Owen, Dave	1988
Jeltz, Steve	1990
Liriano, Nelson	1991
Melvin, Bob	1992
Spehr, Tim	1997
Hansen, Jed	1997-99
Fabregas, Jorge	2000
Mayne, Brent	2001-03
Buck, John	2004-05
Graffano, Tony	2006
Gathright, Joey	2007-08
Crisp, Coco	2009
Escobar, Alcides	2011-18
Goins, Ryan	2019
Arteaga, Humberto	2019

3	
Killebrew, Harmon	1975
Nelson, Dave	1976-77
Braun, Steve	1978-80
Poquette, Tom	1982
Pastornicky, Cliff	1983
Orta, Jorge	1984-87
Jones, Ross	1987
Wellman, Brad	1988-89
Shumpert, Terry	1991-93
Hamelin, Bob	1994-96
Rivera, Luis	1998
Febles, Carlos	1999-2003
Tonis, Mike	2004
Phillips, Paul	2004
Blanco, Andres	2004
Long, Terrence	2005
German, Esteban	2006-08
Pena, Brayon	2009
Betancourt, Yuniesky	2009-10

4	
Detherage, Bob	1980
Motley, Darryl	1981
Pryor, Greg	1982-86
Tartabull, Danny	1987-91
Gaetti, Gary	1993
Shumpert, Terry	1994
Lockhart, Keith	1996
Halter, Shane	1998
Holbert, Ray	1999-00
Delgado, Wilson	2001
Berroa, Angel	2001-07
Gordon, Alex	2008-19

5	
(retired in 1994)	
Savage, Ted	1971
Scheinblum, Richie	1972, 1974
Poquette, Tom	1973
Brett, George	1975-93

6	
Spriggs, George	1970
Martinez, Buck	1970-71
Wohlford, Jim	1972-76
Heise, Bob	1977
Wilson, Willie	1978-90
Howard, David	1993-97
Pendleton, Terry	1998
Scarson, Steve	1999
McCarty, David	2000-02
Bako, Paul	2006
LaRue, Jason	2007
Guillen, Jose	2010
Cain, Lorenzo	2011-17
Hamilton, Billy	2019

7	
Harrison, Chuck	1969, 1971
Sorrell, Bill	1970
Mayberry, John	1972-77
Bass, Randy	1978
Cruz, Todd	1979
Chalk, Dave	1980-81
Slaughter, Don	1982-84
Law, Rudy	1986
Hearn, Ed	1987-88
Spehr, Tim	1991
Gagne, Greg	1993-95
King, Jeff	1997-99
Hinch, A.J.	2001-02
Lopez, Mendy	2003-04
Castillo, Alberto	2004-05
Blanco, Andres	2005
Huber, Justin	2006
Sanchez, Angel	2006
Gordon, Alex	2007
Gload, Ross	2008
Hulett, Tug	2009
Blanco, Gregor	2010
Lough, David	2012-13
Willingham, Josh	2014
Cruz, Tony	2016
Herrera, Rosell	2018

8	
Kirkpatrick, Ed	1969-73
Solaita, Tony	1974-76
LaCock, Pete	1977-80
Sundberg, Jim	1985-86
Macfarlane, Mike	1988
Boone, Bob	1989-90
Eisenreich, Jim	1991-92
Wilson, Craig	1993
Gaetti, Gary	1994-95
Leius, Scott	1998-99
Ordaz, Luis	2000-01
Perez, Neifi	2002
Brown, Dee	2003-04
McEwing, Joe	2005
Bloomquist, Willie	2009-10
Moustakas, Mike	2011-18

9	
Piniella, Lou	1969-73
Quirk, Jamie	1975-76, 1979-82, 1985-88
Hurdle, Clint	1977-79
Simpson, Joe	1983
Jorg, Dane	1984-85
de los Santos, Luis	1989
Moore, Bobby	1991
Jefferies, Gregg	1992
Gomez, Alexis	2002
DeJesus, David	2003-10
Giavotella, Johnny	2011-14
Butera, Drew	2015-18
Duda, Lucas	2019
McBroom, Ryan	2019

10	
(retired in 1987)	
Schaal, Paul	1969-74
McClure, Bob	1975
Davis, Tommy	1976
Lahoud, Joe	1977-78
Quirk, Jamie	1978-79
Hurdle, Clint	1979-81

11	
Rodriguez, Ellie	1969-70
McRae, Hal	1973-87
Knoblauch, Chuck	2002
Prince, Tom	2003
Stairs, Matt	2004
Relaford, Desi	2004
Phillips, Paul	2005
Marrero, Eli	2005
Mientkiewicz, Doug	2006
Gload, Ross	2007
Guillen, Jose	2008-09
Fields, Josh	2010
Betancourt, Yuniesky	2012
Guthrie, Jeremy	2013-15
Starling, Bubba	2019

12	
Rios, Juan	1969
Spriggs, George	1970
May, Jerry	1971-72
Reichardt, Rick	1973
May, Jerry	1973
Martz, Gary	1975
Wathan, John	1976-85
Beniquez, Juan	1987
Joyner, Wally	1992-95
Paquette, Craig	1996-97
Young, Ernie	1998
Spehr, Tim	1998-99
Reboulet, Jeff	2000
Alicia, Luis	2001-02
Relaford, Desi	2003-04
Stairs, Matt	2004-06
Phillips, Paul	2007
Tupman, Matt	2008
Maier, Mitch	2010-12
Hayes, Brett	2013-14
Nix, Jayson	2014
Calixte, Orlando	2015
Eibner, Brett	2016
Nava, Daniel	2016
Soler, Jorge	2017-19

13	
Rooker, Jim	1969-70
Gonzalez, Fernando	1974
Gaudet, Jim	1979
Cone, David	1986
Martinez, Carmelo	1991
Howard, David	1992
Lind, Jose	1993-95
Fasano, Sal	1999
Blanco, Andres	2006
Callaspo, Alberto	2008-10
Aviles, Mike	2011
Perez, Salvador	2011-19

14

Adair, Jerry	1969-70
Rooker, Jim	1971
Severson, Rich	1971
Taylor, Carl	1972-73
May, Lee	1981-82
Blue, Vida	1983
Buckner, Bill	1988-89
Davis, Storm	1990-91
Gwynn, Jeff	1993
Groetewold, Chris	1995
Stynes, Chris	1996
Cooper, Scott	1997
Lopez, Felix	1998
Martinez, Mendy	1999
Quinn, Mark	2001-02
White, Rondell	2003
Abernathy, Brent	2003
Graffanino, Tony	2004-05
Buck, John	2006-09
Infante, Omar	2014-16
Burns, Billy	2016-17
Phillips, Brett	2018-19

15

Harris, Billy	1969
Severson, Rich	1970
Floyd, Bobby	1970-74
Severson, Rich	1971
Stinson, Bob	1975-76
Porter, Darrell	1977-80
Grote, Jerry	1981
Ireland, Tim	1982
Sheridan, Pat	1983-85
Taylor, Dwight	1986
Jackson, Danny	1987
MacFarlane, Mike	1989-94, 1996-98
Mercedes, Henry	1995
Borders, Pat	1995
Turner, Chris	1998
Giambi, Jeremy	1998-99
Beltran, Carlos	2001-04
Costa, Shane	2005
Grodziancel, Mark	2006-08
Treanor, Matt	2011
Rios, Alex	2015
Merrifield, Whit	2016-19

16

Healy, Fran	1969, 1973-76
Keough, Joe	1969-72
Hassler, Andy	1976-78
Foucault, Steve	1978
Phelps, Ken	1981
Werth, Dennis	1982
Roberts, Leon	1983-84
Scranton, Jim	1985
Jackson, Bo	1986-90
Gordon, Tom	1991
Miller, Keith	1992-94
Miller, Keith	1995
Norman, Les	1995
Randa, Joe	1996, 1998-2004
Cooper, Scott	1997
Palmer, Dean	1997-98
Huber, Justin	2005
Sanders, Reggie	2006-07
Butler, Billy	2008-14
Orlando, Paulo	2015-18
Maldonado, Martin	2019

17

Morehead, Dave	1969-70
Paepke, Dennis	1971-72, 1974
Ortenzio, Frank	1973
Littell, Mark	1975-77
Silverio, Luis	1978
Castillo, Manny	1980
Ireland, Tim	1981
Jones, Mike	1984-85
Brewer, Mike	1986
Anderson, Rick	1987-88
Winters, Matt	1989
Perry, Gerald	1990
Zuvela, Paul	1991
Samuel, Juan	1992
Cone, David	1993
Appier, Kevin	1996-99

Dunwoody, Todd	2000
Suzuki, Mac	2001-02
Perez, Neifi	2001
Wathan, Dusty	2002
Jacobs, Mike	2009
Getz, Chris	2010-13
Davis, Wade	2014-16
Dozier, Hunter	2018-19

18

Kelly, Pat	1969-70
Hopkins, Gail	1971-73
Covens, Al	1974-79
Mulliniks, Rance	1980-81
Renko, Steve	1983
Balboni, Steve	1984
Saberhagen, Bret	1987-91
Randa, Joe	1995
Damon, Johnny	1996-2000
Ibanez, Raul	2001-03, 2014
Stimnett, Kelly	2004
Ambres, Chip	2005
Kendall, Jason	2010
Ibanez, Raul	2014
Zobrist, Ben	2015

19

Fiore, Mike	1969-70
Matchick, Tom	1970
Knoop, Bobby	1971-72
White, Frank	1973
Briles, Nelson	1974-75
Wilson, Willie	1976
Zdeb, Joe	1977-79
Cardenal, Jose	1980
Wills, Frank	1983-84
Stoddard, Bob	1987
Bannister, Floyd	1988-89
Conine, Jeff	1990, 1992, 1998
Wilkinson, Curtis	1993
Kreuter, Chad	1999
Johnson, Brian	2000
Delgado, Wilson	2000
Henry, Doug	2001
Pellow, Kit	2002
McDonald, Donzell	2002
Patterson, Jarrod	2003
Anderson, Brian	2003-05
Bannister, Brian	2008-10
Falu, Irving	2012-13
Valencia, Danny	2014
Kratz, Erik	2014-15
Cuthbert, Cheslor	2015-19

20

(retired in 1995)

Campanis, Jim	1969-70
Montgomery, Monty	1971-72
Raziano, Barry	1973
White, Frank	1974-90

21

Martinez, Buck	1969, 1974-77
Monteagudo, Aurelio	1970
Kusnyer, Art	1978
Rodriguez, Eduardo	1979
Twitty, Jeff	1980
Creel, Keith	1982-83
Dent, Bucky	1984
Smith, Lonnie	1985-87
Montgomery, Jeff	1988-99
Carrasco, D.J.	2004-05
Redman, Mark	2006
Butler, Billy	2007
Olivo, Miguel	2008-09
Francoeur, Jeff	2011-13
Carroll, Jamey	2013
Duda, Lucas	2018
Bailey, Homer	2019
Montgomery, Mike	2019

22

Rooker, Jim	1969
Burgmeier, Tom	1970-73
Leonard, Dennis	1974-86
Eisenreich, Jim	1987-90
McReynolds, Kevin	1992-93
Cone, David	1994
Nunnally, Jon	1995-97

Sutton, Larry	1997-99
Spoljaric, Paul	2000
Ortiz, Hector	2000-01
Brito, Juan	2002
Gonzalez, Juan	2004
Bayliss, Jonah	2005
Mays, Joe	2006
Keppel, Bobby	2006
Maier, Mitch	2006
Podsednik, Scott	2010
May, Lucas	2010
Davis, Wade	2013

23

O'Riley, Don	1969
Fitzmorris, Al	1970-72
Mingori, Steve	1973-79
Barranca, German	1980
Geronimo, Cesar	1981-83
Gubicza, Mark	1984-96
Morris, Hal	1998
Matos, Julius	2003
Greinke, Zack	2004-10
Duffy, Danny	2011-12
Johnson, Elliot	2013
Pena, Carlos	2013
Aoki, Nori	2014

24

Hernandez, Jackie	1969-70
Aikens, Willie	1980-83
Motley, Darryl	1984-86
Owen, Larry	1987-88
Schulz, Jeff	1989-90
Mayne, Brent	1991-95
Scanlan, Bob	1996
Clark, Terry	1996
Dye, Jermaine	1997-2001
Tucker, Michael	2002-03
Thompson, Rich	2004
Mateo, Ruben	2004
Berger, Brandon	2004
Teahen, Mark	2005-09
Ankiel, Rick	2010
Betemit, Wilson	2011
Navarro, Yamaico	2011
Tejada, Miguel	2013
Colon, Christian	2014-17

25

Drabowsky, Moe	1969-70
Campanis, Jim	1970
Splitteroff, Paul	1971
McCormick, Mike	1971
Rooker, Jim	1972
Jackson, Mike	1972-73
Brett, George	1973-74
Scott, Rodney	1975
Poquette, Tom	1976-79
Chamberlain, Craig	1979
Brett, Ken	1980-81
Martin, Jerry	1982-83
Jackson, Danny	1984-86
Thurman, Gary	1987-92
Hiatt, Phil	1993, 1995
Norman, Les	1996
Lima, Jose	2003
Johnson, Rontrez	2003
Tomko, Brett	2008
Ka'aihue, Kila	2008, 2010-11
Robinson, Clint	2012
Teaford, Everett	2013
Coleman, Casey	2014
Morales, Kendrys	2015-16
Jay, Jon	2018
Goodwin, Brian	2018
Schwindel, Frank	2019

26

Cisco, Galen	1969
Otis, Amos	1970-83
Farr, Steve	1985-90
Puhl, Terry	1991
Clark, Dave	1991
Benzing, Todd	1991
Sauveur, Rich	1992
Heaton, Neal	1992
Pulliam, Harvey	1993
James, Chris	1995
Fasano, Sal	1996-98
Martinez, Felix	1999
Fasano, Sal	2001
Austin, Jeff	2001-02
DiFelice, Mike	2003
Smith, Jason	2007-08
Freel, Ryan	2009
Miller, Jai	2010
Francis, Jeff	2011
Kottaras, George	2013
Pena, Francisco	2014-15
Minor, Mike	2017
Boxberger, Brad	2019
Mejia, Erick	2019

27

Bunker, Wally	1969-71
Clemons, Lance	1971
Littell, Mark	1973
Hoerner, Joe	1973-74
Martin, Renie	1979-81
Tufts, Bob	1982
Hammond, Steve	1982
Beckwith, Joe	1984-85
Kingery, Mike	1986
Bosley, Thad	1987-88
Aquino, Luis	1988-92
Granger, Jeff	1993-94, 1996
Samuel, Juan	1995
Bones, Ricky	1997
Vitiello, Joe	1998
Brown, Dee	1998-2002
Patterson, Jarrod	2003
Field, Nate	2003
Anderson, Brian	2003
Bautista, Jose	2004
Bautista, Denny	2004-06
Yabuta, Yasuhiko	2008
Pena, Brayen	2009-12
Gutiérrez, J.C.	2013
Maxwell, Justin	2013-14
Finnegan, Brandon	2014-15
Mondesi, Adalberto	2016-19

28

Paepke, Dennis	1969
Wright, Ken	1970-73
Pinson, Vada	1974-75
Sanders, Ken	1976
McGilberry, Randy	1978
Nettles, Jim	1979
Chamberlain, Craig	1980
Paschall, Bill	1981
Frost, Dave	1982
Rasmussen, Eric	1983
Moreno, Omar	1985
Bankhead, Scott	1986
MacFarlane, Mike	1987
Garber, Gene	1987
Crawford, Steve	1990-91
Meacham, Rusty	1992-95
Bell, Jay	1997
Rapp, Pat	1998
Hubbard, Tremdad	2001
Harvey, Ken	2001, 2003-05
Phillips, Paul	2006
Dotel, Octavio	2007
Davies, Kyle	2007-09
Pina, Manuel	2011-12
López, Jorge	2019

29

Butler, Bill	1969-71
Murphy, Tom	1972
Bird, Doug	1973-78
Quisenberry, Dan	1979-88
Palacios, Rey	1988-90
Gwynn, Chris	1992

Brewer, Billy	1993
Coleman, Vince	1994-95
Sweeney, Mike	1995-2007

30

Spriggs, George	1969
Johnson, Bob	1970
Hovley, Steve	1972-73
Cepeda, Orlando	1974
Jones, Ruppert	1976
Washington, U.L.	1977-84
LaCoss, Mike	1985
Gumpert, Dave	1987
Tabler, Pat	1988-90
Gibson, Kirk	1991
Wilkerson, Curtis	1992
Brooks, Hubie	1993-94
Olson, Gregg	1995
Offerman, Jose	1996-98
Rigby, Brad	1999-2000
Berger, Brandon	2001-03
Santiago, Benito	2004
Gotay, Ruben	2004-05
Keppinger, Jeff	2006
Standridge, Jason	2007
Cortez, Fernando	2007
Huber, Justin	2007
Aviles, Mike	2008-10
Bourgeois, Jason	2012
Ventura, Yordano	2013-16

31

Taylor, Hawk	1969-70
McGilberry, Randy	1977-78
Cripe, Dave	1978
Christenson, Gary	1979-80
Schattinger, Jeff	1981
Armstrong, Mike	1982-83
Saberhagen, Bret	1984-86
Shirley, Bob	1987
Perez, Melido	1987
Sanchez, Israel	1988, 1990
Garber, Gene	1988
Howard, David	1991
DiPino, Frank	1993
Cadaret, Greg	1993
Tucker, Michael	1995-96
Myers, Rod	1997
Mack, Shane	1998
Vitiello, Joe	1999
Rakers, Jason	2000
Meadows, Brian	2001
May, Darrell	2002
Lopez, Albie	2003
Abbott, Paul	2003
Murphy, Donnie	2004
Gettis, Byron	2004
Brown, Adrian	2004
Murphy, Donnie	2005
Duckworth, Brandon	2007-08
Hughes, Dusty	2009-10
Coleman, Louis	2012-14
Gomes, Jonny	2015
Kennedy, Ian	2016-19

32

Hedlund, Mike	1969-72
O'Riley, Don	1970
Garber, Gene	1973-74
McClure, Bob	1976
Wilson, Willie	1977
Gura, Larry	1978-85
Pecota, Bill	1986-91
Rossy, Rico	1992-93
Browning, Tom	1995
Young, Kevin	1996
Vitiello, Joe	1997
Lopez, Mendy	1998
Laxton, Brett	2000
George, Chris	2002-04
Costa, Shane	2006-07
Mahay, Ron	2008-09
Mazzaro, Vin	2011-12
Moore, Adam	2013
Paredes, Jimmy	2014
Young, Chris	2015-17
Maurer, Brandon	2017
Hahn, Jesse	2019

33

Oliver, Bob	1969-72
Pattin, Marty	1974-80
Hammaker, Atlee	1981
Blue, Vida	1982-83
Davis, Butch	1983-84
Seitzer, Kevin	1986-91
Haney, Chris	1992-98
Durbin, Chad	1999-2002
Leskanic, Curtis	2003-04
Burkhart, Morgan	2003
Santiago, Benito	2004
Lima, Jose	2005
Quintero, Humberto	2012
Guthrie, Jeremy	2012
Shields, James	2013-14
Flynn, Brian	2016-19
Dimi, Nick	2019

34

Burgmeier, Tom	1969
Splitteroff, Paul	1972-84
Bell, Terry	1986
Capra, Nick	1988
McWilliams, Larry	1989-90
Clarke, Stan	1989
Codioli, Chris	1990
Wagner, Hector	1991
Jose, Felix	1993-95
Pittsley, Jim	1997-99
Wallace, Derek	1999
Pisciotta, Marc	1999
Stein, Blake	2001-02
May, Darrell	2003-04
Diaz, Matt	2005
Hudson, Luke	2006-07
Wright, Jamey	2009
Davies, Kyle	2010-11
Abreu, Tony	2012
Peguerio, Carlos	2014
Wood, Travis	2017
Cahill, Trevor	2017
Oaks, Trevor	2018

35

Nelson, Roger	1969-72
Throop, George	1975, 1977-79
Nelson, Roger	1976
Bruno, Tom	1976
Eaton, Craig	1979
Eastwick, Rawly	1980
Wright, Jim	1981-82
Johnson, Ron	1982-83
Jones, Lynn	1984-86
Lee, Mark	1988
Filson, Pete	1990
Pichardo, Hipolito	1993-98
Batista, Miguel	2000
Bukovich, Ryan	2002-04
Brown, Emili	2005-07
Maier, Mitch	2008-09
Hosmer, Eric	2011-17

36

Abernathy, Ted	1970-72
Tufts, Bob	1982-83
Jackson, Grant	1982
Perry, Gaylord	1983
Lesper, Dave	1985
Johnson, Rondin	1986
Gordon, Tom	1988-90, 1992-95
Mercedes, Henry	1996
Martinez, Felix	1997
Long, Ryan	1997
Beltran, Carlos	1998-2000
Byrd, Paul	2001-02
Snyder, Kyle	2003
Pickering, Calvin	2004-05
Stemle, Steve	2006
Etherton, Seth	2006
De La Rosa, Jorge	2006-07
Dwyer, Chris	2013
Volquez, Edinson	2015-16
Gallagher, Cam	2017-19

37

Jones, Steve	1969
Patek, Freddie	1971-74
Sadecki, Ray	1976
Gura, Larry	1976-77
Gaudet, Jim	1978
Sheridan, Pat	1981
Berenguer, Juan	1981
Botelho, Derek	1982
Ashford, Tucker	1984
Leibrandt, Charlie	1984-89
Dotson, Richard	1990
Baller, Jay	1990
Johnston, Joel	1992
Gardner, Mark	1993
Rasmussen, Dennis	1995
McGinnis, Russ	1995
Anderson, Scott	1995
Huisman, Rick	1995-96
Suppan, Jeff	1998-2002
Lloyd, Graeme	2003
Huisman, Justin	2004
Stemle, Steve	2005
Elarton, Scott	2006-07
Cruz, Juan	2009-10
O'Sullivan, Sean	2010-11
Ciriaco, Pedro	2013-14
Downs, Brandon	2014
Moss, Brandon	2017
Maurer, Brandon	2018

38

Cram, Jerry	1969
Lopez, Aurelio	1974
Gale, Rich	1978-81
Rivera, Bombo	1982
Huismann, Mark	1983-86
Shields, Steve	1986
Madison, Scotti	1987-88
Leach, Terry	1989
McGaffigan, Andy	1990-91
Benzinger, Todd	1991
Reed, Rick	1992-93
Milacki, Bob	1994
Stynes, Chris	1995
Converse, Jim	1997
Pose, Scott	1999-2000
Grimsley, Jason	2001-04
Nunez, Abraham	2004
Jensen, Ryan	2005
Booker, Chris	2006
Duckworth, Brandon	2006
Buckner, Billy	2007
Wood, Blake	2010-11
Bonifacio, Jorge	2017-19

39

Alcaraz, Luis	1969
Hopkins, Gail	1971
Angelini, Norm	1972
Fitzmorris, Al	1973-76
Angelini, Norm	1973
Lance, Gary	1977
Hrabosky, Al	1978-79
Kentley, Greg	1981
Castro, Bill	1982-83
Gleaton, Jerry Don	1987-89
Gardner, Wes	1991
Cole, Stu	1991
Benitez, Yamil	1997
Mathews, Terry	1999
Bochtler, Doug	2000
Hernandez, Roberto	2001-02
Lowe, Sean	2003
Snyder, Kyle	2005-06
Andrade, Steve	2006
Shealy, Ryan	2006
Brazell, Craig	2007
Mendoza, Luis	2010-13
Hendriks, Liam	2014
Medlen, Kris	2015-16
Hammel, Jason	2017-18

40

Zachary, Chris	1969
Wickersham, Dave	1969
York, Jim	1970-71
Busby, Steve	1972-76, 1978-80
Jones, Mike	1981
Black, Bud	1982-88
Luecken, Rick	1989
Smith, Daryl	1990
Young, Curt	1992
Koslofski, Kevin	1992-94
Mota, Jose	1995
Hernandez, Runcelys	2002-06
Bannister, Brian	2007
Wells, Kip	2008
Farnsworth, Kyle	2009-10
Herrera, Kelvin	2011-18
Dickman, Jake	2019

41

Drago, Dick	1969-73
McDaniel, Lindy	1974-75
Ferreira, Tony	1985
Habyan, John	1993
Brewer, Billy	1994-95
Belcher, Tim	1996-98
Wengert, Don	1999
Stein, Blake	1999-2000
Fussell, Chris	1999
Reichert, Dan	2001-02
Gobbie, Jimmy	2003-08
DiNardo, Lenny	2009
Bullington, Bryan	2010
Jeffress, Jeremy	2011-12
Duffy, Danny	2013-19

42

(retired in 1997)

Fitzmorris, Al	1969
Martinez, Buck	1973
Marshall, Keith	1973
Hall, Tom	1976-77
Paschall, Bill	1979
Haney, Chris	1992
Henderson, Dave	1994
Goodwin, Tom	1995-97

43

Splitteroff, Paul	1970
Dal Canton, Bruce	1971-75
Sadecki, Ray	1975
Paschall, Bill	1978
Barranca, German	1979
Schatzeder, Dan	1991
Davis, Storm	1991
Belinda, Stan	1994
Lockhart, Keith	1995
Halter, Shane	1997
Febles, Carlos	1998
Chavez, Andy	2001
Perry, Chan	2002
Obermueller, Wes	2002
Levine, Al	2003
Leskanic, Curtis	2003
Seanez, Rudy	2004
Gomez, Alexis	2004
Nunez, Leo	2005-06
Shealy, Ryan	2007-08
Crow, Aaron	2011-14
Coleman, Dusty	2015
Feliz, Nefitali	2017
Peralta, Willy	2018-19
Rosario, Randy	2019

44

Northey, Scott	1969
Taylor, Carl	1971
Scott, Rodney	1975
Vitiello, Joe	1995-96
Davis, Chili	1997
Barber, Brian	1998-99
Zaun, Gregg	2000-01
Robinson, Kerry	2006
Hochevar, Luke	2007-13, 2015-16

45

Simpson, Wayne	1973
Garcia, Danny	1981
Heath, Kelly	1982
Jackson, Danny	1983
Balboni, Steve	1985-88
Buchanan, Bob	1989
Morman, Russ	1990-91
Jose, Felix	1994
Jacome, Jason	1995-97
Casian, Larry	1997
Evans, Bart	1998
Moreno, Orber	1999
Gucl, Aaron	2002-06
Perez, Odalis	2006-07
Waechter, Doug	2009
Adams, Lane	2014
Morales, Franklin	2015
Almonte, Abraham	2018
Zimmer, Kyle	2019

46

Rico, Fred	1969
Cram, Jerry	1976
Heaton, Neal	1992
Caceres, Edgar	1995
Pugh, Tim	1996
Lennon, Patrick	1996
Bluma, Jaime	1996
Williams, Mike	1997
Service, Scott	1997
Santiago, Jose	1998
Allensworth, Jermaine	1998
Santiago, Jose	1999-2001
Voyles, Brad	2001-03
Wood, Mike	2004-06
Nunez, Leo	2007-08
Hernandez, Luis	2009
Betemit, Wilson	2010
Coleman, Louis	2012
Hottovy, Tommy	2012
Marks, Justin	2014
Torres, Ramon	2017-18

47

Berry, Sean	1990-91
Rasmussen, Dennis	1992-93
Goodwin, Tom	1994
Fleming, Dave	1995
Bevil, Brian	1996-98
Witasick, Jay	1999-2000
Rekar, Bryan	2002
Sullivan, Scott	2004
Dessens, Elmer	2006
Braun, Ryan	2006-07
Ponson, Sidney	2009
Marte, Victor	2009-10
Adcock, Nate	2011-12
Morales, Franklin	2015
Cueto, Johnny	2015
Moylan, Peter	2016-17
Gutierrez, Kelvin	2019

48

Wright, Ken	1970
Reichardt, Rick	1974
Colborn, Jim	1977-78
Hood, Don	1982-83
Power, Ted	1988
Davis, Mark	1990-92
Berenguer, Juan	1992
Hamelin, Bob	1993
Cookson, Brent	1995
Olson, Gregg	1997
Service, Scott	1998-99
Spradlin, Jerry	2000
Affeldt, Jeremy	2002-06
Soria, Joakim	2007-11
Mariot, Michael	2014-15
Soria, Joakim	2015-17
Lively, Ben	2018-19

49

Valdespino, Sandy	1971
Cram, Jerry	1976
Motley, Darryl	1983
Sanchez, Orlando	1984
Pujols, Luis	1984
Davis, John	1987
Crawford, Steve	1989
Mayne, Brent	1990
Cromartie, Warren	1991
Shifflett, Steve	1992
Linton, Doug	1995-96
Williams, Mitch	1997
Santiago, Jose	1997
Bones, Ricky	1998
Fussell, Chris	1999-2000
Wright, Jamey	2003
Reyes, Dennys	2004
Bale, John	2007-09
Odorizzi, Jake	2012
Joseph, Donnie	2013-14
Blanton, Joe	2015
Coleman, Louis	2015
Buchter, Ryan	2017
Fillmyer, Heath	2018-19

50

Jones, Mike	1980
Scranton, Jim	1984
Hargeseimer, Alan	1986
Shumpert, Terry	1990
Corbin, Archie	1991
Sampan, Bill	1992-93
Belinda, Stan	1993
Bunch, Melvin	1995
Rosado, Jose	1996-2000
Robinson, Kenny	1996
Caruso, Mike	2002
Giffillan, Jason	2003
Serrano, Jimmy	2004
Burgos, Ambiorix	2005-06
Teixeira, Kanekoa	2011
Mijares, Jose	2012
Moore, Adam	2012
Almonte, Miguel	2015, 2017
Adam, Jason	2018
Barnes, Jacob	2019

51

de los Santos, Luis	1988
Pulliam, Harvey	1991-92
Burgos, Enrique	1993
Pittsley, Jim	1995
Damon, Johnny	1995
Valera, Julio	1996
Veres, Randy	1997
Rios, Danny	1998
Hatcher, Chris	1998
Morman, Alvin	1999
Wilson, Kris	2000-03
Sisco, Andrew	2005-06
Tejeda, Robinson	2008-11
Broxton, Jonathan	2012
Vargas, Jason	2014-17
Boyer, Blaine	2018
Vasto, Jerry	2018
Ellis, Chris	2019

52

Phelps, Ken	1980-81
Stottlemeyer, Mel	1990
Boddicker, Mike	1991-92
Torres, Dilson	1995
Perez, Mike	1997
de la Maza, Roland	1997
Ortiz, Hecto	1998
Quinn, Mark	1999-2000
Bortolico, Ricky	2000
Shouse, Brian	2002
Hill, Jeremy	2002-03
Kinney, Matt	2004
Demaria, Chris	2005
Dohmann, Scott	2006
Ramirez, Horacio	2008-09
Chen, Bruce	2009-14
Grimm, Justin	2018
López, Jorge	2018

53

Concepcion, Onix	1980
Pedre, Jorge	1991
Moeller, Dennis	1992
Santovenia, Nelson	1993
DeJesus, Jose	1994
Converse, Jim	1995
Rusch, Glendon	1997-99
Carter, Lance	1999
George, Chris	2001
Asencio, Miguel	2002-03
Howell, J.P.	2005
Diaz, Jose	2006
Rosa, Carlos	2008-09
Teixeira, Kanekoa	2010
Cabrera, Melky	2011
Smith, Will	2012-13
Cabrera, Melky	2017
Skoglund, Eric	2017-19

54

DeJesus, Jose	1988-89
Encarnacion, Luis	1990
Pierce, Ed	1992
Reichert, Dan	1999-2000
Larkin, Andy	2000
MacDougall, Mike	2001-06
Riske, David	2007
Fulchino, Jeff	2008
Lerew, Anthony	2009-10
Santana, Ervin	2013
Fraser, Jason	2014-15
Alexander, Scott	2015-17
Hill, Tim	2018-19

55

Appier, Kevin	1989-95, 2003-04
McDill, Allen	1998
Byrdak, Tim	1998
Suzuki, Mic	1999-2000
Cogan, Tony	2001
Field, Nate	2003
Nelson, Joe	2006
Meche, Gil	2007-10
Collins, Tim	2011-14
Kams, Nate	2017
Lovelady, Richard	2019

56

McRae, Brian	1990-94
Whisenant, Matt	1997-99
McDill, Allen	1997
D'Amico, Jeff	2000
Sedlacek, Shawn	2002
Field, Nate	2002
Walrond, Les	2003
Cerda, Jaime	2004-05
Wellmeyer, Todd	2006-07
Ramirez, Ramon	2008
Colon, Roman	2009-10
Holland, Greg	2010-15
Keller, Brad	2018-19

57

Ryal, Mark	1982
Campbell, Jim	1990
Magnante, Mike	1991-96
Walker, Jamie	1997-98
Bevil, Brian	1997-99
Ray, Ken	1999
Murray, Dan	1999-2000
Mullen, Scott	2000-03
Field, Nate	2003-05
Peralta, Joel	2006-08
Yabuta, Yasuhiko	2009
Thompson, Brad	2010
Chavez, Jesse	2010-11
Sanchez, Jonathan	2012
Sparkman, Glenn	2018-19

58

Leeper, Dave	1984
Wagner, Hector	1990
Johnston, Joel	1991
Pichardo, Hipolito	1992
Myers, Rod	1996
Carrasco, Hector	1997
Byrdak, Tim	1999-2000

Bailey, Cory	2001-02
DeHart, Rick	2003
Camp, Shawn	2004-05
Bernero, Adam	2006
Musser, Neal	2007-08
Barlow, Scott	2018-19

59

Maldonado, Carlos	1990-91
Meadows, Brian	2000
Carrasco, D.J.	2003
Villacis, Eduardo	2004
Vasquez, Jorge	2004
Humber, Phil	2010
Paulino, Felipe	2011-12
Farrell, Luke	2017
Machado, Andres	2017

60

Dozier, Hunter	2016
----------------	------

61

Hegman, Bob	1985
Teaford, Everett	2011-12
McCarthy, Kevin	2016-19

62

Verdugo, Ryan	2012
Brooks, Aaron	2014
Pounders, Brooks	2016
Albuquerque, Al	2017
Gaviglio, Sam	2017
Stout, Eric	2018

63

Stewart, Andy	1997
Newman, Josh	2008
Pino, Yohan	2015
Mills, Alec	2016
Maness, Seth	2017
Staumont, Josh	2019

64

Bonifacio, Emilio	2013
Strahm, Matt	2016-17
Garcia, Onelki	2017
Morin, Mike	2017
Smith, Burch	2018

65

Rupe, Josh	2010
Junis, Jakob	2017-19

66

Thomson, John	2007
Colon, Roman	2012
O'Hearn, Ryan	2018-19

67

Parrish, John	2007
Bueno, Francisley	2012-13
Wang, Chien-Ming	2016
Speier, Gabe	2019

68

Rodriguez, Wilking	2014
Newberry, Jake	2018-19

69

Skoglund, Eric	2017
----------------	------

72

Romero, Enny	2018
Vilorio, Meibrys	2018-19

91

Nomo, Hideo	2008
-------------	------

MANAGERS/COACHES

2

White, Jo Jo	1969
Lemon, Bob (MGR)	1970-72
Boone, Bob (MGR)	1995, 1997
Yost, Ned (MGR)	2010

3

Harder, Mel	1969
Schultz, Joe	1970
Cisco, Galen	1971-74, 1976-78
Yost, Ned (MGR)	2011-19

4

Dunlop, Harry	1969-75
Hiller, Chuck	1976-79
Mauch, Gene	1995

5

(retired in 1994)

Friend, Owen	1969
Carnevale, Dan	1970
Strickland, George	1970-72
Brett, George	2013

6

Gordon, Joe (MGR)	1969
Pena, Tony (MGR)	2002-05
Owen, Dave	2008-09

7

Mayberry, John	1989-90
Owen, Dave	2010
Sisson, Doug	2012
Grifol, Pedro	2019

8

Boone, Bob (MGR)	1996
Barnett, Mike	2006-08

9

Cisco, Galen	1975
Quirk, Jamie	1994-2001

10

(retired in 1977)

Howser, Dick (MGR)	1982-87
--------------------	---------

11

Strickland, George	1972
McRae, Hal (MGR)	1987, 1991-94
Sisson, Doug	2011

12

Wathan, John (MGR)	1986-91
Gibbons, John	2009

13

Mizerock, John	2002-04
----------------	---------

14

Boros, Steve	1975-79, 1994
May, Lee	1984-86, 1993-94
Rodriguez, Eddie	2010-13

15

Kuntz, Rusty	2010
Cadahlia, Chino	2012-13
Kuntz, Rusty	2014

16

Sullivan, John	1979
----------------	------

17

Silverio, Luis	2003-08
----------------	---------

18

Jones, Joe	1987, 1992, 2005
Cumberland, John	2004
Kendall, Fred	2006-07
Kuntz, Rusty	2008-09, 2012-14, 2015-17
Wilson, Vance	2018-19

19

Luzinski, Greg	1995-97
Doran, Bill	2005-07

20

(retired in 1995)

White, Frank	1997-2001
--------------	-----------

21

Lemon, Bob (MGR)	1972
Howser, Dick (MGR)	1981
Gamboa, Tom	2001-03
Sveum, Dale	2014-17
Eldred, Cal	2018

22

Burgmeier, Tom	1991
Pentland, Jeff	2003, 2005
Hillman, Trey (MGR)	2008-09
Wakamatsu, Don	2014-17
Eldred, Cal	2019

23

Johnson, Lamar	1999-2002
Jirschele, Mike	2015-19

24

Lau, Charley	1971-75, 1977-78
Herzog, Whitey (MGR)	1975-79
Maier, Mitch	2017-19

25

Dauer, Rich	1998
Poldberg, Brian	2004-05
Bell, Buddy (MGR)	2005-07

26

Pentland, Jeff	2004
David, Andre	2005-06
Sveum, Dale	2018

27

Lau, Charley	1976
Poldberg, Brian	2007

28

Lum, Mike	1988-89
Wiley, Mark	1999
Grifol, Pedro	2014-18

30

Strom, Brent	2000-01
--------------	---------

31

McKeon, Jack (MGR)	1973-75
--------------------	---------

33

McClure, Bob	2006-11
--------------	---------

34

Maloolf, Jack	2013
---------------	------

35

Jones, Lynn	1991-92
Nipper, Al	2001-02

36

Metro, Charlie (MGR)	1970
Cisco, Galen	1976
Connors, Billy	1980-81
Seitzer, Kevin	2009-12

37

Dobson, Pat	1991
Hansen, Guy	2005

38

Cox, Jeff	1995
Poquette, Tom	1997-98

39

Page, Mitchell	1995-97
Burgmeier, Tom	1998, 2000
Mason, Mike	2004

40

Colavito, Rocky	1982-83
Muser, Tony (MGR)	1997-2002

41

Frey, Jim (MGR)	1980-81
Nossek, Joe	1982-83
Ferraro, Mike	1984-86
Gardner, Billy (MGR)	1987
Garrett, Adrian	1988-92

42

(retired in 1997)

Martinez, Jose	1980-87
Schaefer, Bob	1988-1991, 2003-05
Kison, Bruce	1992-94, 1996-98

43

MacKenzie, Gordy	1980-81
Boyer, Cloyd	1982-83
Blaylock, Gary	1984-87
Funk, Frank	1988-90
Hansen, Guy	1991-92, 1997
Boros, Steve	1993
Burgmeier, Tom	1999

44

Schaffer, Jim	1980-88
Ezell, Glenn	1989-94
Schaefer, Bob	2002
Buchanan, Brian	2017
Bradshaw, Terry	2018-19

45

May, Lee	1992
----------	------

46

Renick, Rick	1981
Bedell, Howie	1984
Napoleon, Ed	1987-88
Hansen, Guy	1993
Sveum, Dale	2019

47

Cumberland, John	2002-03
------------------	---------

48

David, Andre	2013
Grifol, Pedro	2013

49

Poldberg, Brian	2006
Gibbons, John	2011

50

Mizerock, John	2008-09
Gibbons, John	2010

54

Kison, Bruce	1995
Foster, Steve	2012

55

Hansen, Guy	1996
-------------	------

56

Foli, Tim	1996
Dauer, Rich	1997, 1999-2002

57

Henry, Doug	2013-17
-------------	---------

58

Foster, Steve	2010-11
Eiland, Dave	2012-17

59

Rodriguez, Eddie	2009
Jirschele, Mike	2014

81

Kuntz, Rusty	2015
--------------	------

88

Hillman, Trey (MGR)	2010
---------------------	------

ALL-TIME OPENING DAY LINEUPS

1969

Piniella, Lou. CF
Adair, Jerry. 2B
Kirkpatrick, Ed. LF
Foy, Joe. 3B
Harrison, Chuck. 1B
Oliver, Bob. RF
Rodriguez, Ellie. C
Hernandez, Jack. SS
Bunker, Wally. P

1970

Kelly, Pat. RF
Fiore, Mike. 1B
Otis, Amos. CF
Oliver, Bob. 3B
Piniella, Lou. LF
Alcaraz, Luis. 2B
Hernandez, Jack. SS
Rodriguez, Ellie. C
Bunker, Wally. P

1971

Patek, Fred. SS
Keough, Joe. RF
Otis, Amos. CF
Piniella, Lou. LF
Oliver, Bob. 1B
Rojas, Cookie. 2B
Schaal, Paul. C
Martinez, Buck. C
Drago, Dick. P

1972

Hovley, Steve. CF
Schaal, Paul. 3B
Rojas, Cookie. 2B
Piniella, Lou. LF
Mayberry, John. 1B
Oliver, Bob. RF
May, Jerry. C
Floyd, Bob. SS
Drago, Dick. P

1973

Patek, Fred. SS
Rojas, Cookie. 2B
Otis, Amos. CF
Mayberry, John. 1B
McRae, Hal. LF
Kirkpatrick, Ed. DH
Piniella, Lou. RF
Schaal, Paul. 3B
May, Jerry. C
Busby, Steve. P

1974

Patek, Fred. SS
Wohlford, Jim. LF
Pinson, Vada. RF
Mayberry, John. 1B
Otis, Amos. CF
Rojas, Cookie. 2B
McRae, Hal. DH
Schaal, Paul. C
Healy, Fran. C
Splittorff, Paul. P

1975

Patek, Fred. SS
Otis, Amos. CF
Mayberry, John. 1B
McRae, Hal. RF
Killebrew, Harmon. DH
Brett, George. 3B
Pinson, Vada. LF
Rojas, Cookie. 2B
Healy, Fran. C
Busby, Steve. P

1976

Nelson, Dave. DH
Otis, Amos. CF
Brett, George. 3B
Mayberry, John. 1B
McRae, Hal. LF
Cowens, Al. RF
Healy, Fran. C
Patek, Fred. SS
White, Frank. 2B
Splittorff, Paul. P

1977

Brett, George. 3B
McRae, Hal. DH
Otis, Amos. CF
Mayberry, John. 1B
Cowens, Al. RF
Zdeb, Joe. LF
Martinez, Buck. C
Patek, Fred. SS
White, Frank. 2B
Splittorff, Paul. P

1978

Wilson, Willie. LF
McRae, Hal. DH
Brett, George. 3B
Cowens, Al. RF
Hurdle, Clint. 1B
Otis, Amos. CF
Porter, Darrell. C
Patek, Fred. SS
White, Frank. 2B
Leonard, Dennis. P

1979

Brett, George. 3B
White, Frank. 2B
Otis, Amos. CF
Cowens, Al. RF
McRae, Hal. DH
Porter, Darrell. C
Wathan, John. 1B
Hurdle, Clint. LF
Patek, Fred. SS
Leonard, Dennis. P

1980

Wilson, Willie. CF
McRae, Hal. DH
Brett, George. 3B
Aikens, Willie. 1B
LaCock, Pete. LF
Quirk, Jamie. C
Hurdle, Clint. RF
White, Frank. 2B
Washington, U.L. SS
Leonard, Dennis. P

1981

Wilson, Willie. CF
McRae, Hal. DH
Brett, George. 3B
Aikens, Willie. 1B
Otis, Amos. LF
Hurdle, Clint. RF
Wathan, John. C
Washington, U.L. SS
White, Frank. 2B
Gura, Larry. P

1982

Wilson, Willie. LF
Wathan, John. C
Brett, George. 3B
Aikens, Willie. 1B
Otis, Amos. CF
McRae, Hal. DH
Martin, Jerry. RF
White, Frank. 2B
Washington, U.L. SS
Leonard, Dennis. P

1983

Wilson, Willie. LF
Washington, U.L. SS
Brett, George. 3B
Otis, Amos. CF
McRae, Hal. DH
Aikens, Willie. 1B
White, Frank. 2B
Martin, Jerry. RF
Wathan, John. C
Gura, Larry. P

1984

Concepcion, Onix. SS
Davis, Butch. LF
White, Frank. 2B
McRae, Hal. DH
Balboni, Steve. 1B
Motley, Darryl. RF
Slaughter, Don. C
Sheridan, Pat. CF
Pryor, Greg. 3B
Black, Bud. P

1985

Wilson, Willie. CF
Sheridan, Pat. RF
Brett, George. 3B
Orta, Jorge. DH
Balboni, Steve. 1B
Motley, Darryl. LF
White, Frank. 2B
Sundberg, Jim. C
Concepcion, Onix. SS
Black, Bud. P

1986

Smith, Lonnie. LF
Wilson, Willie. CF
Brett, George. 3B
McRae, Hal. DH
White, Frank. 2B
Balboni, Steve. 1B
Motley, Darryl. RF
Sundberg, Jim. C
Salazar, Angel. SS
Black, Bud. P

1987

Wilson, Willie. CF
Seitzer, Kevin. 1B
Tartabull, Danny. RF
Brett, George. 3B
White, Frank. 2B
Jackson, Bo. LF
Balboni, Steve. DH
Hearn, Ed. C
Biancalana, Buddy. SS
Jackson, Danny. P

1988

Wilson, Willie. CF
Seitzer, Kevin. 3B
Brett, George. DH
Tartabull, Danny. RF
White, Frank. 2B
Balboni, Steve. 1B
Jackson, Bo. LF
Macfarlane, Mike. C
Stillwell, Kurt. SS
Saberhagen, Bret. P

1989

Wilson, Willie. CF
Seitzer, Kevin. 3B
Brett, George. 1B
Tartabull, Danny. RF
Tabler, Pat. DH
Jackson, Bo. LF
Boone, Bob. C
White, Frank. 2B
Stillwell, Kurt. SS
Gubicza, Mark. P

1990

Perry, Gerald. DH
Seitzer, Kevin. 3B
Brett, George. 1B
Jackson, Bo. LF
Tartabull, Danny. RF
Eisenreich, Jim. CF
Stillwell, Kurt. SS
White, Frank. 2B
Boone, Bob. C
Saberhagen, Bret. P

1991

McRae, Brian. CF
Seitzer, Kevin. 3B
Brett, George. 1B
Tartabull, Danny. RF
Gibson, Kirk. DH
Macfarlane, Mike. C
Stillwell, Kurt. SS
Thurman, Gary. LF
Shumpert, Terry. 2B
Saberhagen, Bret. P

1992

McRae, Brian. CF
Jefferies, Gregg. 3B
Joyner, Wally. 1B
McReynolds, Kevin. RF
Brett, George. DH
Macfarlane, Mike. C
Miller, Keith. LF
Howard, David. SS
Shumpert, Terry. 2B
Appier, Kevin. P

1993

Miller, Keith. 3B
Joyner, Wally. 1B
Brett, George. DH
Jose, Felix. RF
Mayne, Brent. C
McReynolds, Kevin. LF
McRae, Brian. CF
Lind, Jose. 2B
Gagne, Greg. SS
Appier, Kevin. P

1994

Coleman, Vince. LF
McRae, Brian. CF
Joyner, Wally. 1B
Macfarlane, Mike. C
Gaetti, Gary. 3B
Hamelin, Bob. DH
Henderson, Dave. RF
Gagne, Greg. SS
Lind, Jose. 2B
Appier, Kevin. P

1995

Tucker, Michael. LF
Goodwin, Tom. CF
Joyner, Wally. 1B
Hamelin, Bob. DH
Jose, Felix. RF
Gaetti, Gary. 3B
Gagne, Greg. SS
Mayne, Brent. C
Lind, Jose. 2B
Appier, Kevin. P

1996

Roberts, Bip. 2B
Goodwin, Tom. LF
Damon, Johnny. CF
Tucker, Michael. RF
Lockhart, Keith. 3B
Hamelin, Bob. 1B
Vitiello, Joe. DH
Macfarlane, Mike. C
Offerman, Jose. SS
Appier, Kevin. P

1997

Offerman, Jose. 2B
Goodwin, Tom. CF
Roberts, Bip. LF
King, Jeff. 1B
Bell, Jay. SS
Vitiello, Joe. DH
Dye, Jermaine. RF
Paquette, Craig. 3B
Sphr, Tim. C
Appier, Kevin. P

1998

Damon, Johnny . . . CF
Offerman, Jose . . . 2B
Morris, Hal . . . LF
King, Jeff . . . 1B
Pendleton, Terry . . . DH
Palmer, Dean . . . 3B
Sutton, Larry . . . RF
Sweeney, Mike . . . C
Martinez, Felix . . . SS
Belcher, Tim . . . P

1999

Beltran, Carlos . . . CF
Randa, Joe . . . 3B
Damon, Johnny . . . 1B
King, Jeff . . . 1B
Sutton, Larry . . . DH
Dye, Jermaine . . . RF
Kreuter, Chad . . . C
Sanchez, Rey . . . SS
Febles, Carlos . . . 2B
Appier, Kevin . . . P

2000

Damon, Johnny . . . LF
Febles, Carlos . . . 2B
Beltran, Carlos . . . CF
Dye, Jermaine . . . RF
Sweeney, Mike . . . 1B
Mientkiewicz, Doug . . . 1B
Quinn, Mark . . . DH
Johnson, Brian . . . C
Sanchez, Rey . . . SS
Suppan, Jeff . . . P

2001

Febles, Carlos . . . 2B
Beltran, Carlos . . . CF
Sweeney, Mike . . . 1B
Dye, Jermaine . . . RF
Randa, Joe . . . 3B
Quinn, Mark . . . LF
Brown, Emil . . . DH
Ortiz, Hector . . . C
Sanchez, Rey . . . SS
Suppan, Jeff . . . P

2002

Knoblauch, Chuck . . . LF
Perez, Neifi . . . SS
Beltran, Carlos . . . CF
Sweeney, Mike . . . 1B
Tucker, Michael . . . RF
Randa, Joe . . . 3B
Ibanez, Raul . . . DH
Mayne, Brent . . . C
Febles, Carlos . . . 2B
Suppan, Jeff . . . P

2003

Tucker, Michael . . . CF
Randa, Joe . . . 3B
Sweeney, Mike . . . 1B
Ibanez, Raul . . . LF
Berger, Brandon . . . RF
Harvey, Ken . . . DH
Berroa, Angel . . . SS
Mayne, Brent . . . C
Febles, Carlos . . . 2B
Hernandez, Rinelvis . . . P

2004

Berroa, Angel . . . SS
Beltran, Carlos . . . CF
Sweeney, Mike . . . 1B
Gonzalez, Juan . . . RF
Randa, Joe . . . 3B
Harvey, Ken . . . DH
Santiago, Benito . . . C
Guiel, Aaron . . . LF
Relaford, Desi . . . 2B
Anderson, Brian . . . P

2005

DeJesus, David . . . CF
Gotay, Ruben . . . 2B
Sweeney, Mike . . . 1B
Pickering, Calvin . . . DH
Stairs, Matt . . . RF
Berroa, Angel . . . SS
Long, Terrance . . . LF
Buck, John . . . C
Teahen, Mark . . . 3B
Lima, Jose . . . P

2006

DeJesus, David . . . CF
Grudzielanek, Mark . . . 2B
Sweeney, Mike . . . DH
Sanders, Reggie . . . RF
Brown, Emil . . . LF
Mientkiewicz, Doug . . . 1B
Berroa, Angel . . . SS
Teahen, Mark . . . 3B
Buck, John . . . C
Elarton, Scott . . . P

2007

DeJesus, David . . . CF
Grudzielanek, Mark . . . 2B
Teahen, Mark . . . RF
Sweeney, Mike . . . DH
Gordon, Alex . . . 3B
Shealy, Ryan . . . 1B
Gload, Ross . . . LF
Buck, John . . . C
Pena, Tony Jr. . . SS
Meche, Gil . . . P

2008

DeJesus, David . . . CF
Grudzielanek, Mark . . . 2B
Gordon, Alex . . . 3B
Guillen, Jose . . . RF
Butler, Billy . . . DH
Teahen, Mark . . . LF
Gload, Ross . . . 1B
Buck, John . . . C
Pena, Tony Jr. . . SS
Meche, Gil . . . P

2009

Crisp, Coco . . . CF
DeJesus, David . . . LF
Teahen, Mark . . . 2B
Guillen, Jose . . . RF
Jacobs, Mike . . . 1B
Butler, Billy . . . DH
Gordon, Alex . . . 3B
Olivo, Miguel . . . C
Aviles, Mike . . . SS
Meche, Gil . . . P

2010

DeJesus, David . . . RF
Podsednik, Scott . . . LF
Butler, Billy . . . 1B
Ankiel, Rick . . . CF
Guillen, Jose . . . DH
Bloomquist, Willie . . . 3B
Betancourt, Yuniesky . . . SS
Kendall, Jason . . . C
Getz, Chris . . . 2B
Greinke, Zack . . . P

2011

Aviles, Mike . . . 3B
Cabrera, Melky . . . CF
Gordon, Alex . . . LF
Butler, Billy . . . DH
Ka'aihue, Kila . . . 1B
Francoeur, Jeff . . . RF
Escobar, Alcides . . . SS
Treanor, Matt . . . C
Getz, Chris . . . 2B
Hochevar, Luke . . . P

2012

Gordon, Alex . . . LF
Cain, Lorenzo . . . CF
Hosmer, Eric . . . 1B
Butler, Billy . . . DH
Francoeur, Jeff . . . RF
Betancourt, Yuniesky . . . 2B
Moustakas, Mike . . . 3B
Pena, Brayan . . . C
Escobar, Alcides . . . SS
Chen, Bruce . . . P

2013

Gordon, Alex . . . LF
Escobar, Alcides . . . SS
Butler, Billy . . . DH
Moustakas, Mike . . . 3B
Perez, Salvador . . . C
Hosmer, Eric . . . 1B
Cain, Lorenzo . . . CF
Francoeur, Jeff . . . RF
Getz, Chris . . . 2B
Shields, James . . . P

2014

Aoki, Nori . . . RF
Infante, Omar . . . 2B
Hosmer, Eric . . . 1B
Butler, Billy . . . DH
Gordon, Alex . . . LF
Perez, Salvador . . . C
Moustakas, Mike . . . 3B
Cain, Lorenzo . . . CF
Escobar, Alcides . . . SS
Shields, James . . . P

2015

Escobar, Alcides . . . SS
Moustakas, Mike . . . 3B
Cain, Lorenzo . . . CF
Hosmer, Eric . . . 1B
Morales, Kendrys . . . DH
Gordon, Alex . . . LF
Rios, Alex . . . RF
Perez, Salvador . . . C
Infante, Omar . . . 2B
Ventura, Yordano . . . P

2016

Escobar, Alcides . . . SS
Moustakas, Mike . . . 3B
Cain, Lorenzo . . . CF
Hosmer, Eric . . . 1B
Morales, Kendrys . . . DH
Gordon, Alex . . . LF
Perez, Salvador . . . C
Infante, Omar . . . 2B
Fuentes, Raymond . . . RF
Volquez, Edinson . . . P

2017

Gordon, Alex . . . LF
Moustakas, Mike . . . 3B
Cain, Lorenzo . . . CF
Hosmer, Eric . . . 1B
Perez, Salvador . . . C
Moss, Brandon . . . DH
Orlando, Paulo . . . RF
Escobar, Alcides . . . SS
Mondesi, Raul . . . 2B
Duffy, Danny . . . P

2018

Jay, Jon . . . LF
Merrifield, Whit . . . 2B
Moustakas, Mike . . . 3B
Duda, Lucas . . . 1B
Cuthbert, Cheslor . . . DH
Soler, Jorge . . . RF
Gordon, Alex . . . CF
Escobar, Alcides . . . SS
Butera, Drew . . . C
Duffy, Danny . . . P

2019

Merrifield, Whit . . . RF
Mondesi, Adalberto . . . SS
Gordon, Alex . . . LF
Soler, Jorge . . . DH
Schwindel, Frank . . . 1B
Owings, Chris . . . 2B
Dozier, Hunter . . . 3B
Maldonado, Martin . . . C
Hamilton, Billy . . . CF
Keller, Brad . . . P

MOST OPENING DAY STARTS BY POSITION

Pitcher . . . Kevin Appier (7)
Catcher . . . Mike Macfarlane/Salvador Perez (5)
First Base . . . John Mayberry/Mike Sweeney (6)
Second Base . . . Frank White (15)
Third Base . . . George Brett (12)
Shortstop . . . Fred Patek (8)
Left Field . . . Alex Gordon (8)
Center Field . . . Amos Otis (11)
Right Field . . . Danny Tartabull (5)
Designated Hitter . . . Hal McRae (10)

MOST OPENING DAY STARTS OVERALL

George Brett (3B, 1B, DH) . . . 18
Frank White (2B) . . . 15
Hal McRae (DH, LF, RF) . . . 13
Alex Gordon (3B, LF, CF) . . . 12
Amos Otis (CF, LF) . . . 12
Willie Wilson (CF, LF) . . . 10
Fred Patek (SS) . . . 8
Mike Sweeney (1B, DH) . . . 8
Kevin Appier (P) . . . 7
Billy Butler (DH, 1B) . . . 7
Mike Moustakas (3B) . . . 7

AWARD WINNERS

AMERICAN LEAGUE MOST VALUABLE PLAYER

1980 George Brett (BBWAA, *The Sporting News*, AP)

CY YOUNG AWARD

1985 Bret Saberhagen (23 of 28 first-place votes)

1989 Bret Saberhagen (27 of 28 first-place votes)

1994 David Cone (15 of 28 first-place votes)

2009 Zack Greinke (25 of 28 first-place votes)

ROOKIE OF THE YEAR

1969 Lou Piniella (BBWAA)

1989 Tom Gordon (*Baseball Digest*, *USA TODAY*)

1994 Bob Hamelin (BBWAA, *The Sporting News*, *Baseball Digest*)

1999 Carlos Beltran (BBWAA, *The Sporting News*, *Baseball America*, *Baseball Digest*)

2000 Mark Quinn (*The Sporting News*)

2003 Angel Berroa (BBWAA, Players Choice Awards)

MAJOR LEAGUE MANAGER OF THE YEAR

1976 Whitey Herzog (UPI)

AL MANAGER OF THE YEAR

1976 Whitey Herzog (UPI)

2003 Tony Pena (BBWAA, *Sports Illustrated*, *The Sporting News*, *USA Today Sports Weekly*)

EXECUTIVE OF THE YEAR

1971 Cedric Tallis (*The Sporting News*)

1976 Joe Burke (*The Sporting News*)

1985 John Schuerholz (*The Sporting News*)

2014 Dayton Moore (MLB.com)

2015 Dayton Moore (MLB.com)

ORGANIZATION OF THE YEAR

Royals (1994-*Baseball America*, *USA Today*, Topps)

Royals (1995-Topps)

Royals (2014-*Baseball America*, MLB.com)

ALL-STAR GAME MVP

1989 Bo Jackson, OF

2016 Eric Hosmer, 1B

MAJOR LEAGUE PLAYER OF THE YEAR

1979 George Brett (*Baseball Digest*, *Baseball Bulletin*)

1980 George Brett (*The Sporting News*, AP, Sport, *Baseball Magazine*, *Baseball Digest*)

AMERICAN LEAGUE PLAYER OF THE YEAR

1976 George Brett (*Baseball Bulletin*)

1980 George Brett (*The Sporting News*, AP)

AMERICAN LEAGUE PITCHER OF THE YEAR

1989 Bret Saberhagen (*The Sporting News*)

2009 Zack Greinke (*The Sporting News*, MLBPA)

ALCS MOST VALUABLE PLAYER

1980 Frank White

1985 George Brett

2014 Lorenzo Cain

2015 Alcides Escobar


WORLD SERIES MOST VALUABLE PLAYER

1985 Bret Saberhagen

2015 Salvador Perez

THREE HOME-GROWN CY'S

In their 51-year history, the Royals have boasted three Cy Young Award winners (Bret Saberhagen, David Cone and Zack Greinke) with all three of them originally drafted by Kansas City. The Los Angeles Dodgers are the only other franchise to have done this since the first year of the draft in 1965.



David Cone was named the AL Cy Young Award winner in 1994 (Getty Images)



George Brett is the only Royal to win the AL Most Valuable Player Award, doing so in 1980.

ALL-ROOKIE TEAM

- 1969 Bill Butler, LHP (Topps); Lou Piniella, OF (Topps)
- 1974 George Brett, 3B (*Baseball Digest*)
- 1976 Tom Poquette, OF (Topps, *Baseball Digest*)
- 1978 Rich Gale, P (Topps, *Baseball Digest*); Clint Hurdle, OF (*Baseball Digest*)
- 1987 Kevin Seitzer, 3B (Topps, *Baseball Digest*)
- 1988 Jeff Montgomery, P (*Baseball Digest*)
- 1989 Tom Gordon, P (Topps, *Baseball Digest*)
- 1990 Kevin Appier, P (Topps, *Baseball Digest*)
- 1991 David Howard, SS (*Baseball Digest*)
- 1992 Rusty Meacham, P (*Baseball Digest*)
- 1994 Bob Hamelin, DH (*Baseball Digest*)/1B (Topps)
- 1996 Jose Rosado, P (*Baseball Digest*), Joe Randa, 3B (Topps)
- 1999 Carlos Beltran, OF (*Baseball Digest*, Topps)
- 2000 Mark Quinn, OF (Topps)
- 2003 Angel Berroa, SS (Topps)
- 2007 Brian Bannister, P (Topps)
- 2008 Mike Aviles, SS (Topps)

SILVER SLUGGER AWARD

- 1980 George Brett (3B)
- Willie Wilson (OF)
- 1982 Willie Wilson (OF)
- Hal McRae (DH)
- 1985 George Brett (3B)
- 1986 Frank White (2B)
- 1988 George Brett (1B)
- 1995 Gary Gaetti (3B)
- 1998 Dean Palmer (3B)
- 2012 Billy Butler (DH)
- 2015 Kendrys Morales (DH)
- 2016 Salvador Perez (C)
- 2017 Eric Hosmer (1B)
- 2018 Salvador Perez (C)

AMERICAN LEAGUE FIREMAN OF THE YEAR

- 1980 Dan Quisenberry (Roloids, *The Sporting News*)
- 1982 Dan Quisenberry (Roloids, *The Sporting News*)
- 1983 Dan Quisenberry (Roloids, *The Sporting News*)
- 1984 Dan Quisenberry (Roloids, *The Sporting News*)
- 1985 Dan Quisenberry (Roloids, *The Sporting News*)
- 1993 Jeff Montgomery (Roloids)

MARIANO RIVERA AWARD

(Best Relief Pitcher in A.L.)

- 2014 Greg Holland

CLOSER OF THE YEAR

- 2014 Greg Holland (MLB.com/GIBBY)

SETUP MAN OF THE YEAR

- 2014 Wade Davis (MLB.com/GIBBY)

AL COMEBACK PLAYER OF THE YEAR

- 1987 Bret Saberhagen, P (*The Sporting News*, UPI)
- 2017 Mike Moustakas (*The Sporting News*, MLB Players Choice)

OUTSTANDING DESIGNATED HITTER OF THE YEAR

(renamed Edgar Martinez Outstanding DH Award in 2004)

- 1976 Hal McRae
- 1980 Hal McRae
- 1982 Hal McRae
- 2012 Billy Butler
- 2015 Kendrys Morales

ROLAND HEMOND AWARD

(Baseball America)

- Art Stewart (2007)
- Bill Fischer (2008)

WILSON DEFENSIVE PLAYER OF THE YEAR

- 2013 Lorenzo Cain, CF
- 2014 Lorenzo Cain, CF
- Alex Gordon, LF
- 2017 Alex Gordon, LF
- 2018 Alex Gordon, LF

ALL-MAJOR LEAGUE TEAM

- 1973 John Mayberry, 1B (UPI)
- 1975 George Brett, 3B (UPI); John Mayberry, 1B (UPI)
- 1976 George Brett, 3B (AP)
- 1978 Frank White, 2B (*The Sporting News*)
- 1980 George Brett, 3B (*The Sporting News*)
- 1982 Hal McRae, DH (AP)
- 1989 Bret Saberhagen, P (AP)
- 1993 Kevin Appier, P (*Baseball America*)

ALL-AMERICAN LEAGUE TEAM

- 1971 Cookie Rojas, 2B (*The Sporting News*)
- 1972 Richie Scheinblum, OF (*The Sporting News*)
- 1973 John Mayberry, 1B; Amos Otis, OF (*The Sporting News*)
- 1975 John Mayberry, 1B (*The Sporting News*)
- 1976 George Brett, 3B (*The Sporting News*, UPI); Dennis Leonard, P (UPI); Mark Littell, P (UPI)
- 1977 Hal McRae, DH (*The Sporting News*); George Brett, 3B (AP)
- 1979 George Brett, 3B (*The Sporting News*, AP, UPI); Darrell Porter, C (*The Sporting News*)
- 1980 George Brett, 3B (*The Sporting News*, UPI, *BB Magazine*); Hal McRae, DH (*The Sporting News*); Willie Wilson, OF (UPI)
- 1982 Hal McRae, DH (*The Sporting News*, UPI); Dan Quisenberry, P (UPI)
- 1983 Dan Quisenberry, P (UPI)
- 1988 George Brett, 1B (*The Sporting News*)
- 1989 Bret Saberhagen, P (*The Sporting News*, *USA Today*, UPI); Bo Jackson, OF (*USA Today*)
- 1994 David Cone, P (*The Sporting News*)

AL ROOKIE PITCHER OF THE YEAR

- 1973 Steve Busby (*The Sporting News*)
- 1978 Rich Gale (*The Sporting News*)
- 1989 Tom Gordon (*The Sporting News*)
- 1990 Kevin Appier (*The Sporting News*)

MINOR LEAGUE PLAYER OF THE YEAR

- 1988 Tom Gordon (*Baseball America*)
- 1995 Johnny Damon (Topps, NAPBL)
- 2003 Zack Greinke (*The Sporting News*)
- 2006 Alex Gordon (*Baseball America*, Topps, *The Sporting News*)
- 2012 Wil Myers (*Baseball America*, Topps, *USA Today*)



With his signature delivery, Dan Quisenberry was selected AL Fireman of the Year four times in his career.

AWARD WINNERS (CONT.)

JOE CRONIN AWARD

George Brett (1980, 1992), Dan Quisenberry (1983)

FRED HUTCHINSON AWARD

George Brett (1980), Dennis Leonard (1986), Mike Sweeney (2007), Mark Teahen (2009), Billy Butler (2011), Alex Gordon (2014)

MAN OF THE YEAR

(The Sporting News)

George Brett (1980)

TONY CONIGLIARO AWARD

Jim Eisenreich (1991)

BULLET ROGAN AWARD

(Negro Leagues Baseball Museum)

Zack Greinke (2009)

C.I. TAYLOR AWARD

(Negro Leagues Baseball Museum)

Tony Pena (2003)

LARRY DOBY AWARD

(Negro Leagues Baseball Museum)

Angel Berroa (2003)

Eric Hosmer (2011)

RUBE FOSTER AWARD

(Negro Leagues Baseball Museum)

Allard Baird (2003)

MARVIN MILLER MAN OF THE YEAR AWARD

(MLB Players)

Mike Sweeney (2005)

MONTHLY/WEEKLY AWARDS

AL PLAYER OF THE MONTH

(16)

July, 1975 John Mayberry
July, 1980 George Brett (co-winner)
September, 1981 Willie Wilson
(co-winner)
May, 1982 Hal McRae
June, 1982 George Brett
April, 1983 George Brett
May, 1985 George Brett
July, 1985 George Brett
July, 1990 George Brett
June, 1997 Jeff King
July, 1999 Joe Randa
April, 2000 Jermaine Dye
July, 2000 Johnny Damon
July, 2001 Mike Sweeney
April, 2004 Carlos Beltran
September, 2009 Billy Butler

AL PITCHER OF THE MONTH

(14)

July, 1980 Larry Gura
September, 1981 Larry Gura (co-winner)
April, 1985 Charlie Leibrandt
July, 1985 Bret Saberhagen
September, 1985 Charlie Leibrandt
April, 1987 Bret Saberhagen
June, 1988 Mark Gubicza
June, 1989 Mark Gubicza
August, 1989 Bret Saberhagen
July, 1992 Kevin Appier
May, 1994 David Cone
June, 1995 Kevin Appier
July, 2003 Jose Lima
April, 2009 Zack Greinke

AL ROOKIE OF THE MONTH

(6)

July, 2003 Angel Berroa
June, 2007 Brian Bannister
July, 2007 Billy Butler
August, 2007 Brian Bannister
July, 2011 Eric Hosmer
September, 2011 Eric Hosmer

AL PLAYER OF THE WEEK

(78)

May 5, 1974 Fran Healy
June 18, 1974 John Mayberry
June 25, 1974 Steve Busby
Aug. 13, 1974 Amos Otis
Sept. 4, 1974 Hal McRae
July 6, 1975 John Mayberry
Aug. 31, 1975 Dennis Leonard
May 10, 1976 George Brett
June 7, 1976 Hal McRae
May 9, 1977 Jim Colborn
Sept. 19, 1977 Al Cowens
July 23, 1978 Clint Hurdle
Sept. 17, 1978 Amos Otis
May 28, 1979 George Brett
Aug. 12, 1979 Hal McRae
Aug. 26, 1979 Willie Wilson
June 8, 1980 George Brett
July 20, 1980 George Brett
Aug. 17, 1980 George Brett
May 2, 1982 Hal McRae
April 24, 1983 George Brett
Sept. 18, 1983 Dan Quisenberry
July 30, 1984 Frank White
Sept. 17, 1984 Buddy Black
July 1-7, 1985 George Brett
July 8-14, 1985 Bret Saberhagen
Aug. 11-17, 1986 George Brett
July 27-Aug. 2, 1987 Kevin Seitzer
May 16-22, 1988 Kurt Stillwell
July 18-24, 1988 George Brett
April 17-23, 1989 Bo Jackson
Sept. 11-17, 1989 Bret Saberhagen
July 16-22, 1990 George Brett
June 9-16, 1991 Danny Tartabull
July 1-7, 1991 Danny Tartabull
Aug. 26-Sept. 1, 1991 Bret Saberhagen
May 10-17, 1992 Mark Gubicza
June 1-7, 1992 Jeff Montgomery
July 27-Aug. 2, 1992 Gregg Jefferies
Sept. 28-Oct. 4, 1992 George Brett
May 24-30, 1993 Wally Joyner
Sept. 13-19, 1993 Kevin Appier
Sept. 20-26, 1993 George Brett
April 11-17, 1994 Bob Hamelin
May 16-22, 1994 David Cone
July 11-17, 1994 Wally Joyner
May 29-June 4, 1995 Gary Gaetti
Sept. 22-28, 1997 Jeff King
April 12-19, 1998 Hal Morris
May 17-23, 1999 Jermaine Dye

June 7-13, 1999 Joe Randa
June 28-July 4, 1999 Mike Sweeney
April 24-30, 2000 Jermaine Dye
June 25-July 1, 2001 Mike Sweeney
Aug. 20-26, 2001 Carlos Beltran (co-winner)
May 20-26, 2002 Mike Sweeney
June 24-30, 2002 Mike Sweeney
July 15-21, 2002 Carlos Beltran (co-winner)
July 15-21, 2002 Raul Ibanez (co-winner)
April 12-18, 2004 Carlos Beltran
July 14-17, 2005 David DeJesus (co-winner)
July 24-30, 2006 Mark Teahen
April 7-13, 2008 Brian Bannister (co-winner)
May 12-18, 2008 Jose Guillen
July 28-Aug. 3, 2008 Mike Aviles
(co-winner)
April 13-19, 2009 Zack Greinke (co-winner)
Aug. 3-9, 2009 Billy Butler
Aug. 24-30, 2009 Zack Greinke
Sept. 7-13, 2009 Billy Butler
Sept. 6-12, 2010 Brayan Pena
July 25-31, 2011 Billy Butler (co-winner)
July 23-29, 2012 Billy Butler
Aug. 4-10, 2014 Billy Butler
July 20-26, 2015 Lorenzo Cain (co-winner)
June 26-July 2, 2016 Kendrys Morales
Sept. 4-10, 2016 Kendrys Morales
Sept. 4-10, 2017 Eric Hosmer
Aug. 5-11, 2019 Jorge Soler

Since 2011, the Royals have collected a Major League-best 17 Rawlings Gold Glove Awards. Kansas City has featured at least one Gold Glove winner in each of the last nine seasons for the second-longest active streak in the big leagues. Overall, 13 different Royals have won 35 awards, while Alex Gordon became the franchise's first Rawlings Platinum Glove Award winner in 2014.



Alex Gordon won his seventh Rawlings Gold Glove Award in 2019.

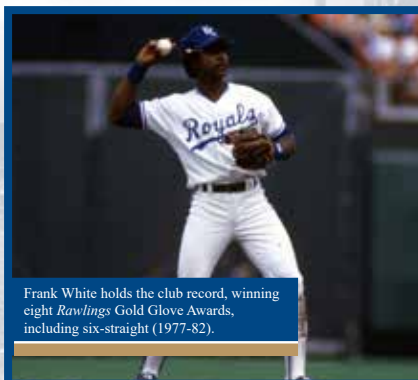
YEAR-BY-YEAR

1971	Amos Otis, OF
1973	Amos Otis, OF
1974	Amos Otis, OF
1977	Al Cowens, OF
	Frank White, 2B
1978	Frank White, 2B
1979	Frank White, 2B
1980	Frank White, 2B
	Willie Wilson, OF
1981	Frank White, 2B
1982	Frank White, 2B
1985	George Brett, 3B
1986	Frank White, 2B
1987	Frank White, 2B
1989	Bob Boone, C
	Bret Saberhagen, P
2000	Jermaine Dye, OF
2006	Mark Grudzielanek, 2B
2011	Alex Gordon, LF
2012	Alex Gordon, LF
2013	Alex Gordon, LF
	Eric Hosmer, 1B
	Salvador Perez, C
2014	Alex Gordon, LF
	Eric Hosmer, 1B
	Salvador Perez, C
2015	Alcides Escobar, SS
	Eric Hosmer, 1B
	Salvador Perez, C
2016	Salvador Perez, C
2017	Alex Gordon, LF
	Eric Hosmer, 1B
2018	Alex Gordon, LF
	Salvador Perez, C
2019	Alex Gordon, LF

Bold italics = Platinum Glove Award winner

BY POSITION

Position	Player	Year
Pitcher	Bret Saberhagen	1989
Catcher	Bob Boone	1989
	Salvador Perez	2013
	Salvador Perez	2014
	Salvador Perez	2015
	Salvador Perez	2016
	Salvador Perez	2018
First Basemen	Eric Hosmer	2013
	Eric Hosmer	2014
	Eric Hosmer	2015
	Eric Hosmer	2017
Second Basemen	Frank White	1977
	Frank White	1978
	Frank White	1979
	Frank White	1980
	Frank White	1981
	Frank White	1982
	Frank White	1986
	Frank White	1987
	Mark Grudzielanek	2006
Third basemen	George Brett	1985
Shortstop	Alcides Escobar	2015
Outfielders	Amos Otis	1971
	Amos Otis	1973
	Amos Otis	1974
	Al Cowens	1977
	Willie Wilson	1980
	Jermaine Dye	2000
	Alex Gordon (LF)	2011
	Alex Gordon (LF)	2012
	Alex Gordon (LF)	2013
	Alex Gordon (LF)	2014
	Alex Gordon (LF)	2017
	Alex Gordon (LF)	2018
	Alex Gordon (LF)	2019



Frank White holds the club record, winning eight Rawlings Gold Glove Awards, including six-straight (1977-82).

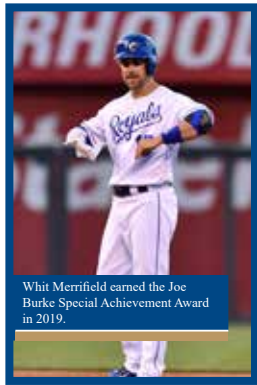
TEAM AWARD WINNERS



Jorge Soler was named the Les Milgram Player of the Year for 2019.



Ian Kennedy won the Bruce Rice Pitcher of the Year Award for 2019.



Whit Merrifield earned the Joe Burke Special Achievement Award in 2019.

TEAM AWARDS

LES MILGRAM
PLAYER OF THE YEAR

1971	Amos Otis, Fred Patek
1972	John Mayberry
1973	Amos Otis
1974	Hal McRae
1975	George Brett
1976	George Brett
1977	Al Cowens
1978	Amos Otis
1979	George Brett
1980	George Brett
1981	Willie Wilson
1982	Hal McRae
1983	Frank White
1984	Willie Wilson
1985	George Brett
1986	Frank White
1987	Danny Tartabull
1988	George Brett
1989	Jim Eisenreich
1990	George Brett
1991	Danny Tartabull
1992	George Brett
1993	Greg Gagne
1994	Bob Hamelin
1995	Gary Gaetti
1996	Tom Goodwin
1997	Jay Bell
1998	Dean Palmer
1999	Jermaine Dye
2000	Mike Sweeney
2001	Carlos Beltran
2002	Mike Sweeney
2003	Carlos Beltran
2004	David DeJesus
2005	Mike Sweeney
2006	Mark Teahen
2007	Mark Grudzielanek
2008	Mike Aviles
2009	Billy Butler
2010	Billy Butler
2011	Alex Gordon
2012	Billy Butler
2013	Eric Hosmer
2014	Lorenzo Cain
2015	Lorenzo Cain
2016	Eric Hosmer
2017	Eric Hosmer
2018	Whit Merrifield
2019	Jorge Soler

BRUCE RICE
PITCHER OF THE YEAR

1971	Dick Drago
1972	Roger Nelson
1973	Paul Splittorff
1974	Steve Busby
1975	Dennis Leonard
1976	Mark Littell
1977	Dennis Leonard
1978	Larry Gura
1979	Dennis Leonard
1980	Dan Quisenberry
1981	Larry Gura
1982	Dan Quisenberry
1983	Dan Quisenberry
1984	Dan Quisenberry
1985	Bret Saberhagen
1986	Mark Gubicza
1987	Bret Saberhagen
1988	Mark Gubicza
1989	Bret Saberhagen
1990	Steve Farr
1991	Bret Saberhagen
1992	Kevin Appier
1993	Kevin Appier
1994	David Cone
1995	Kevin Appier
1996	Tim Lincecum
1997	Tim Lincecum
1998	Jeff Montgomery
1999	Jose Rosado
2000	Jeff Suppan
2001	Jeff Suppan
2002	Paul Byrd
2003	Darrell May
2004	Zack Greinke
2005	Mike MacDougal
2006	Mark Redman
2007	Gil Meche
2008	Joakim Soria
2009	Zack Greinke
2010	Joakim Soria
2011	Bruce Chen
2012	Greg Holland
2013	Greg Holland
2014	Wade Davis
2015	Wade Davis
2016	Danny Duffy
2017	Jason Vargas
2018	Brad Keller
2019	Ian Kennedy

JOE BURKE SPECIAL
ACHIEVEMENT

1971	Bob Lemon
1972	Brooks Robinson
1973	Cookie Rojas
1974	George Toma
1975	Steve Busby
1976	Hank Bauer
1977	John Kauffman
1978	Willie Wilson
1979	Frank White
1980	Bill Gorman
1981	John Wathan
1982	Frank White
1983	Willie Wilson
1984	Lee MacPhail
1985	Greg Pryor
1986	Charlie Leibrandt
1987	Kevin Seitzer
1988	Frank White
1989	Jeff Montgomery
1990	Kevin Appier
1991	Bill Pecota
1992	Steve Palermo
1993	Rusty Meacham
1994	Mike Macfarlane
1995	Keith Lockhart
1996	Jose Offerman
1997	Jeff Montgomery
1998	Scott Service
1999	Mike Sweeney
2000	Jermaine Dye
2001	Raul Ibanez
2002	Angel Berroa
2003	Mark Grudzielanek
2004	Brian Bannister
2005	Zack Greinke
2006	Alberto Callaspo
2007	Bruce Chen
2008	Eric Hosmer
2009	Alcides Escobar
2010	James Shields
2011	Yordano Ventura
2012	Alcides Escobar
2013	Mike Moustakas
2014	Ben Zobrist
2015	Jarrod Dyson
2016	Mike Moustakas
2017	Adalberto Mondesi
2018	Whit Merrifield
2019	Whit Merrifield

Note: All team awards voted on by the Kansas City Chapter of the Baseball Writers Association

ROYALS PLAYER OF THE MONTH AWARDS

Year	April	May	June	July	August	September
1995	No Award	Gary Gaetti	Tom Goodwin	Wally Joyner	Gary Gaetti	Keith Lockhart
1996	Bip Roberts	Keith Lockhart	Mike MacFarlane	Tom Goodwin	Michael Tucker	Jose Offerman
1997	Bip Roberts	Jay Bell	Jeff King	Jay Bell	Chili Davis	Jeff King
1998	Dean Palmer	Johnny Damon	Jeff King	Jose Offerman	Jose Offerman	Johnny Damon
1999	Jermaine Dye	Johnny Damon	Joe Randa	Joe Randa	Mike Sweeney	Mark Quinn
2000	Jermaine Dye	Mike Sweeney	Mike Sweeney	Johnny Damon	Johnny Damon	Johnny Damon
2001	Mark Quinn	Rey Sanchez	Mike Sweeney	Raul Ibanez	Carlos Beltran	Carlos Beltran
2002	Mike Sweeney	Mike Sweeney	Mike Sweeney	Raul Ibanez	Raul Ibanez	Mike Sweeney
2003	Joe Randa	Mike Sweeney	Angel Berroa	Angel Berroa	Joe Randa	Carlos Beltran
2004	Carlos Beltran	Ken Harvey	Angel Berroa	Mike Sweeney	David DeJesus	Joe Randa
2005	Mike Sweeney	Mike Sweeney	Emil Brown	Mike Sweeney	Matt Stairs	Mark Teahen
2006	Shane Costa	Mark Grudzielanek	David DeJesus	Mark Teahen	Mark Teahen	Esteban German
2007	David DeJesus	Mark Teahen	Alex Gordon	Billy Butler	Joey Gathright	Alex Gordon
2008	Alex Gordon	Jose Guillen	Jose Guillen	Mike Aviles	Mike Aviles	Ryan Shealy
2009	Mark Teahen	Billy Butler	Miguel Olivo	Billy Butler	David DeJesus	Billy Butler
2010	Jose Guillen	Billy Butler	David DeJesus	Wilson Betemit	Yunesky Betancourt	Mike Aviles
2011	Alex Gordon	Eric Hosmer	Alex Gordon	Melky Cabrera	Alex Gordon	Eric Hosmer
2012	Billy Butler	Jeff Francoeur	Alex Gordon	Billy Butler	Alex Gordon	Billy Butler
2013	Alex Gordon	Alex Gordon	Eric Hosmer	Eric Hosmer	Eric Hosmer	Salvador Perez
2014	Omar Infante	Alex Gordon	Alcides Escobar	Eric Hosmer	Alex Gordon	Nori Aoki
2015	Mike Moustakas	Eric Hosmer	Mike Moustakas	Lorenzo Cain	Ben Zobrist	Kendrys Morales
2016	Eric Hosmer	Paulo Orlando	Kendrys Morales	Cheslor Cuthbert	Alex Gordon	Kendrys Morales
2017	Mike Moustakas	Eric Hosmer	Lorenzo Cain	Eric Hosmer	Eric Hosmer	Alcides Escobar
2018	Mike Moustakas	Jon Jay	Whit Merrifield	Salvador Perez	Whit Merrifield	Adalberto Mondesi
2019	Hunter Dozier	Whit Merrifield	Whit Merrifield	Jorge Soler	Jorge Soler	Jorge Soler

ROYALS PITCHER OF THE MONTH AWARDS

Year	April	May	June	July	August	September
1995	No Award	Kevin Appier	Kevin Appier	Mike Magnante	Jason Jacome	Tom Gordon
1996	Tim Lincecum	Chris Haney	Kevin Appier	Jose Rosado	Jose Rosado	Kevin Appier
1997	Kevin Appier	Kevin Appier	Jose Rosado	Jeff Montgomery	Jeff Montgomery	Jeff Montgomery
1998	Scott Service	Pat Rapp	Scott Service	Jeff Montgomery	Tim Lincecum	Tim Lincecum
1999	Jose Rosado	Kevin Appier	Jeff Suppan	Scott Service	Jeff Suppan	Jay Witasick
2000	Jose Santiago	Jerry Spradlin	Ricky Bottalico	Mac Suzuki	Dan Reichert	Blake Stein
2001	Dan Reichert	Chad Durbin	Chad Durbin	Kris Wilson	Paul Byrd	Cory Bailey
2002	Paul Byrd	Roberto Hernandez	Roberto Hernandez	Paul Byrd	Jason Grimsley	Darrell May
2003	Runevalys Hernandez	Darrell May	Mike MacDougal	Jose Lima	Darrell May	Brian Anderson
2004	Jimmy Goble	Dennys Reyes	Jaime Cerda	Darrell May	Zack Greinke	Zack Greinke
2005	Andrew Sisco	Mike Wood	Runevalys Hernandez	Mike MacDougal	Andrew Sisco	Mike MacDougal
2006	Ambioris Burgos	Jimmy Goble	Mark Redman	Luke Hudson	Luke Hudson	Joe Nelson
2007	Gil Meche	David Riske	Brian Bannister	Brian Bannister	Brian Bannister	Joakim Soria
2008	Zack Greinke	Joakim Soria	Joakim Soria	Ron Mahay	Gil Meche	Zack Greinke
2009	Zack Greinke	Zack Greinke	Luke Hochevar	Joakim Soria	Zack Greinke	Zack Greinke
2010	Joakim Soria	Luke Hochevar	Robinson Tejada	Joakim Soria	Joakim Soria	Bruce Chen
2011	Aaron Crow	Jeff Francis	Joakim Soria	Louis Coleman	Bruce Chen	Luke Hochevar
2012	Aaron Crow	Felipe Paulino	Luke Hochevar	Greg Holland	Jeremy Guthrie	Jeremy Guthrie
2013	Ervin Santana	Greg Holland	Greg Holland	Greg Holland	James Shields	James Shields
2014	James Shields	Wade Davis	Danny Duffy	Wade Davis	Wade Davis	Jeremy Guthrie
2015	Wade Davis	Chris Young	Edinson Volquez	Wade Davis	Yordano Ventura	Yordano Ventura
2016	Wade Davis	Ian Kennedy	Danny Duffy	Danny Duffy	Ian Kennedy	Peter Moynlan
2017	Jason Vargas	Mike Minor	Jason Vargas	Danny Duffy	Jakob Junis	Mike Minor
2018	Jakob Junis	Kelvin Herrera	Brad Keller	Danny Duffy	Brad Keller	Brad Keller
2019	Ian Kennedy	Jake Diekmann	Ian Kennedy	Brad Keller	Mike Montgomery	Danny Duffy

MULTIPLE HONORS

Alex Gordon (13), **Eric Hosmer** (11), **Billy Butler** (8), **Zack Greinke** (8), **Joakim Soria** (8), **Kevin Appier** (7), **Johnny Damon** (6), **Wade Davis** (6), **Danny Duffy** (6), **David DeJesus** (5), **Joe Randa** (5), **Mark Teahen** (4), **Carlos Beltran** (4), **Paul Byrd** (4), **Luke Hochevar** (4), **Greg Holland** (4), **Brad Keller** (4), **Ian Kennedy** (4), **Darrell May** (4), **Whit Merrifield** (4), **Jeff Montgomery** (4), **Mike Moustakas** (4), **Jose Rosado** (4), **Mike Aviles** (3), **Brian Bannister** (3), **Tim Lincecum** (3), **Angel Berroa** (3), **Jose Guillen** (3), **Jeremy Guthrie** (3), **Raul Ibanez** (3), **Jeff King** (3), **Mike MacDougal** (3), **Kendrys Morales** (3), **Jose Offerman** (3), **Scott Service** (3), **James Shields** (3), **Jorge Soler** (3), **Jay Bell** (2), **Lorenzo Cain** (2), **Bruce Chen** (2), **Aaron Crow** (2), **Chad Durbin** (2), **Jermaine Dye** (2), **Alcides Escobar** (2), **Gary Gaetti** (2), **Jimmy Goble** (2), **Luke Hudson** (2), **Keith Lockhart** (2), **Gil Meche** (2), **Mike Minor** (2), **Salvador Perez** (2), **Mark Quinn** (2), **Dan Reichert** (2), **Bip Roberts** (2), **Andrew Sisco** (2), **Jeff Suppan** (2), **Jason Vargas** (2), **Yordano Ventura** (2), **Current Royals in bold.**

TEAM AWARDS (CONT.)

GEORGE BRETT HITTER OF THE YEAR

(organization's top hitter)

2008	Kila Ka'iahue
2009	David Lough
2010	Mike Moustakas
2011	Johnny Givotella
2012	Wil Myers
2013	Lane Adams
2014	Whit Merrifield
2015	Ryan O'Hearn
2016	Hunter Dozier
2017	Frank Schwindel
2018	Nicky Lopez
2019	Khalil Lee

PAUL SPLITTORFF PITCHER OF THE YEAR

(organization's top pitcher)

2008	Danny Cortes
2009	Mike Montgomery
2010	John Lamb
2011	Kelvin Herrera
2012	Jake Odorizzi
2013	Yordano Ventura
2014	Christian Binford
2015	Jonathan Dzedzic
2016	Jakob Junis
2017	Foster Griffin
2018	Richard Lovelady
2019	Kris Bubic

MIKE SWEENEY AWARD

(best represents organization on and off field)

2008	Everett Teaford
2009	Clint Robinson
2010	Buddy Baumann
2011	Tim Melville
2012	Alex McClure
2013	Alfredo Escalera
2014	Malcom Culver
2015	Parker Morin
2016	Logan Moon
2017	Elier Hernandez
2018	MJ Melendez
2019	Foster Griffin

WILLIE WILSON BASERUNNER OF THE YEAR

(organization's top baserunner)

2008	Derrick Robinson
2009	Jarrod Dyson
2010	Derrick Robinson
2011	Anthony Seratelli
2012	Terrance Gore
2013	Terrance Gore
2014	Terrance Gore
2015	Terrance Gore
2016	Nick Heath
2017	Rudy Martin
2018	Nick Heath
2019	Nick Heath

FRANK WHITE DEFENSIVE PLAYER OF THE YEAR

(organization's top defensive player)

2008	Jeff Bianchi
2009	Salvador Perez
2010	Eric Hosmer
2011	Lorenzo Cain
2012	Brett Eibner
2013	Bubba Starling
2014	Humberto Artega
2015	Bubba Starling
2016	Cam Gallagher
2017	Nicky Lopez
2018	Nick Pratto
2019	MJ Melendez

CARLOS FORTUNA AWARD

Awarded to a player who was dedicated to improving his English, genuine work ethic and conduct

2013	Yunior Marte
2014	Angel Franco
2015	Elier Hernandez
2016	Yender Caramo
2017	Angelo Castellano
2018	Sebastian Rivero
2019	Freddy Fermin

EWING KAUFFMAN MR. BASEBALL AWARD

Awarded to a person who has contributed greatly to further professional baseball in Kansas City.

(not awarded 2001-07; 2010-19)

1971	Ernie Mehl & Earl Smith
1972	Les Milgram
1973	Stuart Symington
1974	Bill Phillips
1975	Ewing Kauffman
1976	Muriel Kauffman
1977	Joe Burke
1978	The Royal Lancers
1979	Dr. Paul Meyer
1980	Kansas City Fans
1981	Denny Matthews
1982	Joe McGuff
1983	John McDermott
1985	John Schuerholz
1986	Dick Howser
1988	Avron Fogelman
1990	Ewing & Muriel Kauffman
1993	George Brett
1996	Frank White
1997	Buck O'Neil
1998	Art Stewart
1999	Harry Wiggins
2000	Herk Robinson
2008	Mike Sweeney
2009	Milgram family

ALEX GEORGE ROYALS MINOR LEAGUE PLAYER OF THE YEAR

(1986-2007)

1986	Kevin Seitzer
1987	Gary Thurman
1988	Tom Gordon
1989	Harvey Pulliam
1990	Jeff Conine
1991	Doug Harris
1992	Danny Miceli
1993	Les Norman
1994	Sal Fasano (Player)
	Jim Pittsley/Mike Bovee (Pitcher)
1995	Johnny Damon (Player)
1996	Mike Sweeney (Player)
	Jose Rosado (Pitcher)
1997	Dermal Brown/
	Jeremy Giambi
	Dan Reichert (Pitcher)
1998	Carlos Beltran (Player)
	Bart Evans (Pitcher)
1999	Mark Quinn (Player)
	Junior Guerrero (Pitcher)
2000	Chris George (Pitcher)
2001	Jimmy Gobble (Pitcher)
	Brandon Berger (Player)
2002	Ian Ferguson (Pitcher)
	David DeJesus (Player)
2003	Zack Greinke (Pitcher)
	Byron Gettis (Player)
2004	Danny Tamayo (Pitcher)
	Ruben Gotay (Player)
2005	Luis Cota (Pitcher)
	Justin Huber (Player)
2006	Carlos Rosa (Pitcher)
	Alex Gordon (Player)
2007	Rowdy Hardy (Pitcher)
	Mike Aviles (Player)



Tom Gordon was selected as the Alex George Minor League Player of the Year in 1988.

1976 ALCS VS. NEW YORK YANKEES

The Royals and Yankees staged one of the most thrilling confrontations since the ALCS was initiated in 1969. Down two games to one, the Royals pressed the series to the decisive final game by capturing a 7-4 victory in Game 4. New York finally edged Kansas City on Chris Chambliss' climactic home run to lead off the bottom of the 9th inning of Game 5 in Yankee Stadium and put a sudden end to the hard-fought matchup.

Game 1 • at Kansas City • Saturday, Oct. 9

New York	2	0	0	0	0	0	2	-	4	12	0
Kansas City	0	0	0	0	0	0	1	0	-	1	5

HUNTER and Munson; GURA, Littell (9) and Martinez, Wathan (8). HR: none. T-2:09 A-41,077.

Game 2 • at Kansas City • Sunday, Oct. 10

New York	0	1	2	0	0	0	0	0	-	3	12	5
Kansas City	2	0	0	0	2	0	3	x	-	7	9	0

FIGUEROA, Tidrow (6) and Munson; Leonard, SPLITTORFF (3), Mingori (9) and Martinez. HR: none. T-2:45 A-41,091.

Game 3 • at New York • Tuesday, Oct. 12

Kansas City	3	0	0	0	0	0	0	-	3	6	0
New York	0	0	0	2	0	3	0	x	-	5	9

HASSLER, Pattin (6), Hall (6), Mingori (6), Littell (6) and Martinez, Stinson (8); ELLIS, Lyle (9) and Munson. HR: Chambliss. T-3:00 A-56,808.

Game 4 • at New York • Wednesday, Oct. 13

Kansas City	0	3	0	2	0	1	0	1	-	7	9	1
New York	0	2	0	0	0	0	1	0	1	-	4	11

Gura, BIRD (3), Mingori (7) and Martinez; HUNTER, Tidrow (4), Jackson (7) and Munson. HR: Nettles (2). T-2:50 A-56,355.

Game 5 • at New York • Thursday, Oct. 14

Kansas City	2	1	0	0	0	0	3	0	-	6	11	1
New York	2	0	2	0	0	2	0	1	-	7	11	1

Leonard, Splitteroff (1), Pattin (4), Hassler (5), LITTELL (7) and Martinez; Figueroa, Jackson (8), TIDROW (9) and Munson. HR: Mayberry, Brett, Chambliss. T-3:13 A-56,821 (252,152).

1977 ALCS VS. NEW YORK YANKEES

In a rematch of the previous year's division winners, Kansas City and New York once again battled to the final inning of Game 5 before the American League champion was crowned. The Yankees, trailing two games to one, captured Game 4 in Royals Stadium to force another dramatic showdown in Game 5. Kansas City opened up a 3-1 advantage, but late-game heroics, including a three-run ninth inning, produced a 5-3 Yankee triumph.

Game 1 • at New York • Wednesday, Oct. 5

Kansas City	2	2	2	0	0	0	1	0	-	7	9	0
New York	0	0	2	0	0	0	0	0	-	2	9	0

SPLITTORFF, Bird (9) and Porter; GULLETT, Tidrow (3), Lyle (9) and Munson. HR: McRae, Mayberry, Cowens, Munson. T-2:40 A-54,930.

Game 2 • at New York • Thursday, Oct. 6

Kansas City	0	0	1	0	0	1	0	0	-	2	3	1
New York	0	0	0	2	3	0	1	x	-	6	10	1

HASSLER, Littell (6), Mingori (8) and Porter; GUIDRY and Munson. HR: Johnson. T-2:58 A-56,230.

Game 3 • at Kansas City • Friday, Oct. 7

New York	0	0	0	0	1	0	0	1	-	2	4	1
Kansas City	0	1	1	0	1	2	1	0	x	-	6	12

TORREZ, Lyle (6) and Munson; LEONARD and Porter. HR: none. T-2:40 A-41,285.



Kansas City hosted its first postseason game on Oct. 9, 1976 when the Royals met the New York Yankees.

Game 4 • at Kansas City • Saturday, Oct. 8

New York	1	2	1	0	0	0	1	-	6	13	0
Kansas City	0	0	2	0	0	0	0	-	4	8	2

Figueroa, Tidrow (4), LYLE (4) and Munson; GURA, Pattin (3), Mingori (9), Bird (9) and Porter. HR: none. T-3:08 A-41,135.

Game 5 • at Kansas City • Sunday, Oct. 9

New York	0	0	1	0	0	0	1	3	-	5	10	0
Kansas City	2	0	1	0	0	0	0	0	-	3	10	1

Guidry, Torre (3), LYLE (8) and Munson; Splitteroff, Bird (8), Mingori (8), LEONARD (9), Gura (9), Littell (9) and Porter. HR: none. T-3:04 A-41,133 (234,713).

1978 ALCS VS. NEW YORK YANKEES

Once again the Royals and Yankees met in a thrilling battle for the A.L. pennant with New York prevailing in 4 games. After splitting two games in Kansas City to open series action, the Yankees captured a pair of dramatic one-run verdicts at Yankee Stadium to secure their third-straight league crown. In one of the most memorable moments in ALCS history, George Brett blasted three consecutive home runs off Jim "Catfish" Hunter in Game 3 at New York.

Game 1 • at Kansas City • Tuesday, Oct. 3

New York	0	1	1	0	2	0	0	3	0	-	7	16	0
Kansas City	0	0	0	0	1	0	0	0	-	1	2	2	

BEATTIE, Clay (6) and Munson; LEONARD, Mingori (5), Hrabosky (8), Bird (9) and Porter. HR: Jackson. T-2:57 A-41,143.

Game 2 • at Kansas City • Wednesday, Oct. 4

New York	0	0	0	0	0	2	2	0	-	4	12	1
Kansas City	1	4	0	0	0	0	3	2	x	-	10	16

FIGUEROA, Tidrow (2), Lyle (7) and Munson; GURA, Pattin (7), Hrabosky (8) and Porter. HR: Patek. T-2:42 A-41,158.

Game 3 • at New York • Friday, Oct. 6

Kansas City	1	0	1	0	1	0	2	0	-	5	10	1
New York	0	1	0	2	0	1	0	2	x	-	6	10

Splitteroff, BIRD (8), Hrabosky (8) and Porter; Hunter, GOSSAGE (7) and Munson. HR: Brett (3), Jackson, Munson. T-2:13 A-55,455.

Game 4 • at New York • Saturday, Oct. 7

Kansas City	1	0	0	0	0	0	0	0	-	1	7	0
New York	0	1	0	0	0	1	0	0	x	-	2	4

LEONARD and Porter; GUIDRY, Gossage (9) and Munson. HR: Nettles, R.White. T-2:20 A-56,356 (192,112).

1980 ALCS VS. NEW YORK YANKEES

For the fourth time in five seasons, Kansas City and New York squared off to determine the American League Champion. The Royals, after taking the initial two games of the series in Kansas City, stunned a Yankee Stadium crowd by edging New York, 4-2, in Game 3 to complete a convincing sweep of the 1980 rematch. Kansas City's first pennant was secured when George Brett blasted a three-run homer into the upper deck off Goose Gossage in the seventh inning of the final contest.

Game 1 • at Kansas City • Wednesday, Oct. 8

New York	0	2	0	0	0	0	0	0	0	2	10	1
Kansas City	0	2	2	0	0	0	1	2	x	-	7	10

GUIDRY, Davis (4), Underwood (8) and Cerone; GURA and Porter. HR: Cerone, Piniella, Brett. T-3:00 A-42,598.

Game 2 • at Kansas City • Thursday, Oct. 9

New York	0	0	0	2	0	0	0	0	0	2	8	0
Kansas City	0	0	3	0	0	0	0	0	x	-	3	6

MAY and Cerone; LEONARD, Quisenberry (9) and Porter. HR: Nettles. T-2:51 A-42,633.

Game 3 • at New York • Friday, Oct. 10

Kansas City	0	0	0	1	0	3	0	0	-	4	12	1
New York	0	0	0	0	2	0	0	0	-	2	8	0

Splitterff, QUISENBERRY (6) and Porter; John, GOSSAGE (7), Underwood (8) and Cerone. HR: F. White, Brett. T-2:59 A-56,588 (141,819).

1981 ALDS VS. OAKLAND

Kansas City and Oakland met in the first Division Playoff Series as a result of the 1981 split season. The Athletics were in command of the entire Division Playoff Series, sweeping the Royals three games to none.

Game 1 • at Kansas City • Tuesday, Oct. 6

Oakland	0	0	0	3	0	0	1	0	-	4	8	2
Kansas City	0	0	0	0	0	0	0	0	-	0	4	1

NORRIS and Heath; LEONARD, Martin (9) and Wathan. HR: Gross, Murphy. T-2:35; A-40,592.

Game 2 • at Kansas City • Wednesday, Oct. 7

Oakland	1	0	0	0	0	0	1	0	-	2	10	1
Kansas City	0	0	0	0	1	0	0	0	-	1	6	0

MCCATY and Newman; JONES, Quisenberry (9) and Wathan. HR: none. T-2:50 A-40,274.

Game 3 • at Oakland • Friday, Oct. 9

Kansas City	0	0	0	1	0	0	0	0	-	1	10	3
Oakland	1	0	1	2	0	0	0	0	x	-	4	7

GURA, Martin (4) and Wathan; LANGFORD, Underwood (8), Beard (8), and Heath. HR: McKay. T-2:59 A-40,002 (120,868).

1984 ALCS VS. DETROIT

Kansas City's Cinderella 1984 season culminated with its fifth LCS appearance in nine years, and its first against a team other than the Yankees. The Royals were defeated by the Detroit Tigers in three-straight. The Royals lack of offensive support overshadowed outstanding pitching performances by Bret Saberhagen and Charlie Leibrandt.

Game 1 • at Kansas City • Tuesday, Oct. 2

Detroit	2	0	0	1	1	0	1	2	1	-	8	14
Kansas City	0	0	0	0	0	1	0	0	-	1	5	1

MORRIS, Hernandez (8) and Parrish; BLACK, Huisman (6), M. Jones (8) and Slaughter. HR: Herndon, Trammell, Parrish. T-2:42 A-41,973.

Game 2 • at Kansas City • Wednesday, Oct. 3

Detroit	2	0	1	0	0	0	0	0	2	-	5	8
Kansas City	0	0	0	1	0	0	1	1	0	0	-	3

Petry, Hernandez (8), LOPEZ (9) and Parrish; Saberhagen, QUISENBERRY (9) and Slaughter. HR: Gibson. T-3:37 A-42,019.

Game 3 • at Detroit • Friday, Oct. 5

Kansas City	0	0	0	0	0	0	0	-	0	3	3
Detroit	0	1	0	0	0	0	0	x	-	1	3

WILCOX, Hernandez (9) and Parrish; LEIBRANDT and Slaughter. HR: none. T-2:39 A-52,168.

1985 ALCS VS. TORONTO

In the first American League Championship Series featuring two expansion clubs and a best-of-7 format, Kansas City defeated Toronto four games to three. The Royals came back from a 3-1 deficit by posting wins in Game 5 in Kansas City and Games 6 and 7 at Exhibition Stadium in Toronto. Jim Sundberg's three-run triple highlighted a four-run sixth inning that sealed the victory in Game 7.

Game 1 • at Toronto • Tuesday, Oct. 8

Kansas City	0	0	0	0	0	0	1	-	1	5	1
Toronto	0	2	3	1	0	0	0	x	-	6	11

LEIBRANDT, Farr (3), Gubicza (5), Jackson (8) and Sundberg; STIEB, Henke (9) and Whitt. HR: none. T-2:24 A-39,115.

Game 2 • at Toronto • Wednesday, Oct. 9

Kansas City	0	0	2	1	0	0	0	1	-	5	13
Toronto	0	0	0	1	0	2	0	1	0	-	6

Black, QUISENBERRY (8) and Sundberg; Key, Lamp (4), Lavelle (8), HENKE (8) and Whitt. HR: Wilson, Sheridan. T-3:39 A-34,029.

Game 3 • at Kansas City • Friday, Oct. 11

Toronto	0	0	0	5	0	0	0	-	5	13	1
Kansas City	1	0	0	1	1	2	0	1	x	-	6

Alexander, Lamp (6), CLANCY (8) and Whitt; Saberhagen, Black (5), FARR (5) and Sundberg. HR: Barfield, Mulliniks, Brett (2), Sundberg. T-2:51 A-40,224.

Game 4 • at Kansas City • Saturday, Oct. 12

Toronto	0	0	0	0	0	0	3	-	3	7	0
Kansas City	0	0	0	0	1	0	0	-	1	2	0

Stieb, HENKE (7) and Whitt, Hearron (9); LEIBRANDT, Quisenberry (9) and Sundberg. HR: none. T-3:02 A-41,112.

Game 5 • at Kansas City • Sunday, Oct. 13

Toronto	0	0	0	0	0	0	0	-	0	8	0
Kansas City	1	1	0	0	0	0	0	x	-	2	8

KEY, Acker (6) and Whitt; JACKSON and Sundberg. HR: none. T-2:21 A-40,064.

Game 6 • at Toronto • Tuesday, Oct. 15

Kansas City	1	0	1	0	1	2	0	0	-	5	8
Toronto	1	0	1	0	0	1	0	0	-	3	8

GUBICZA, Black (6), Quisenberry (9) and Sundberg; ALEXANDER, Lamp (6) and Whitt, Hearron (8). HR: Brett. T-3:12 A-37,557.

Game 7 • at Toronto • Wednesday, Oct. 16

Kansas City	0	1	0	1	4	0	0	-	6	8	0
Toronto	0	0	0	1	0	0	1	-	2	8	1

Saberhagen, LEIBRANDT (4), Quisenberry (9) and Sundberg; STIEB, Acker (6) and Whitt. HR: Sheridan. T-2:49 A-32,084 (264,185).

2014 WILD CARD VS. OAKLAND

Kansas City earned its first postseason victory in 29 years in thrilling fashion, rallying from four runs down to knock off the Oakland A's in 12 innings. Salvador Perez provided the dramatic finish with a walk-off RBI single down the left field line in the bottom of the 12th, sending the capacity Kauffman Stadium crowd into a frenzy.

Wild Card • at Kansas City • Tuesday, Sept. 30

Oakland 2 0 0 0 0 5 0 0 0 0 1 - 8 13 0
Kansas City 1 0 2 0 0 0 3 1 0 0 2 - 9 10 3
Lester, Gregerson (8), Doolittle (9), OTERO (11), Abad (12), Hammel (12) and Soto, Norris (3); Shields, Ventura (6), Herrera (6), Davis (8), Holland (9), Finnegan (10), FRASOR (12) and Perez. HR: Moss 2. T-4:45 A-50,502.

2014 ALDS VS. LOS ANGELES ANGELS

The Royals continued their thrilling ride of the 2014 postseason, by sweeping the three-game American League Division Series from the Los Angeles Angels, which finished the year with the league's best record. KC claimed consecutive extra-inning wins at Anaheim Stadium in Games 1 and 2, while it used an early offensive outburst to take Game 3 at Kauffman Stadium.

Game 1 • at Anaheim • Thursday, Oct. 2

Kansas City 0 0 1 0 1 0 0 0 0 1 - 3 4 0
Los Angeles 0 0 1 0 1 0 0 0 0 0 - 2 4 0
Vargas, Herrera (7), Finnegan (7), Davis (7), Collins (9), Frasier (9), DUFFY (10), Holland (11) and Perez; Weaver, Smith (8), Street (9), Jepsen (10), SALAS (11) and Iannetta. HR: Moustakas, Freese, Iannetta. T-4:05, A-45,321.

Game 2 • at Anaheim • Friday, Oct. 3

Kansas City 0 1 0 0 0 0 0 0 0 3 - 4 8 1
Los Angeles 0 0 0 0 0 1 0 0 0 0 - 1 6 1
Ventura, Davis (8), Frasier (9), FINNEGAN (10), Holland (11) and Perez; Shoemaker, Grilli (7), Smith (8), Street (9), Jepsen (10), PESTANO (11) and Iannetta. HR: Hosmer. T-3:48, A-45,361.

Game 3 • at Kansas City • Sunday, Oct. 5

Los Angeles 1 0 0 1 0 0 0 1 0 - 3 8 0
Kansas City 3 0 2 2 0 1 0 0 x - 8 9 0
WILSON, Pestano (1), Santiago (2), Morin (3), Salas (4), Grilli (5), Jepsen (6), Rasmus (6) and Iannetta; SHIELDS, Herrera (7), Davis (8), Holland (9) and Perez. HR: Pujols, Trout, Hosmer, Moustakas. T-3:38 A-40,657 (131,339).



Christian Colon is mobbed by teammates after scoring the winning run in the 2014 Wild Card game vs. Oakland.



Lorenzo Cain was named MVP of the 2014 ALCS as the Royals swept Baltimore in four games.

2014 ALCS VS. BALTIMORE

Kansas City completed a clean sweep through the American League, dusting off the Baltimore Orioles in four games in the ALCS. The Royals advanced to their first World Series in 29 years, and became the first team in Major League history to win their first eight playoff games.

Game 1 • at Baltimore • Friday, Oct. 10

Kansas City 0 0 4 0 1 0 0 0 2 - 7 12 1
Baltimore 0 0 1 0 3 1 0 0 0 1 - 6 14 1
Shields, Finnegan (6), Herrera (7), DAVIS (8), Holland (10) and Perez; Tillman, Hunter (5), Gausman (6), Miller (7), Britton (9), O'DAY (9), Matusz (10) and Hundley. HR: Escobar, Gordon, Moustakas. T-4:37 A-47,124.

Game 2 • at Baltimore • Saturday, Oct. 11

Kansas City 2 0 1 1 0 0 0 0 2 - 6 13 1
Baltimore 0 1 2 0 1 0 0 0 0 - 4 9 1
Ventura, Finnegan (6), Herrera (7), DAVIS (8), Holland (9) and Perez; Norris, Brach (5), Miller (7), O'DAY (8), Britton (9) and Joseph. HR: Moustakas, Jones. T-4:17 A-46,912.

Game 3 • at Kansas City • Tuesday, Oct. 14

Baltimore 0 1 0 0 0 0 0 0 0 - 1 3 0
Kansas City 0 0 0 1 0 1 0 0 x - 2 7 0
CHEN, Gausman (6) and Hundley; Guthrie, FRASOR (6), Herrera (7), Davis (8), Holland (9) and Perez. T-2:55 A-40,183.

Game 4 • at Kansas City • Wednesday, Oct. 15

Baltimore 0 0 1 0 0 0 0 0 0 - 1 4 1
Kansas City 2 0 0 0 0 0 0 0 x - 2 5 0
GONZALEZ, O'Day (6), Miller (7), Britton (8) and Joseph; VARGAS, Herrera (6), Davis (8), Holland (9) and Perez. HR: Flaherty. T-2:56 A-40,468 (174,687).

2015 ALDS VS. HOUSTON

Kansas City's postseason run nearly ended in Houston as the Astros were six outs away from winning the ALDS in Game 4. However, the Royals rallied for five runs in the eighth inning to force a deciding Game 5. KC advanced to the League Championship Series behind 8.0 strong innings from Johnny Cueto as the righty retired the final 19 hitters he faced in Game #5. Designated hitter Kendrys Morales paced the offense, clubbing three home runs, which included a pair of solo shots in Game #1.

Game 1 • at Kansas City • Tuesday, Oct. 8

Houston	2	1	0	0	1	0	0	1	0	—	5	11	0
Kansas City	0	1	0	1	0	0	0	0	0	—	2	6	0

MCHUGH, Sipp (7), Harris (8), Perez (8), Gregerson (9) and Castro.

VENTURA, Young (3), Herrera (7), Madson (8), Hochevar (9) and Perez.

HR: Springer, Rasmus, Morales (2). T-3:14, A-40,146.

Game 2 • at Kansas City • Wednesday, Oct. 9

Houston	1	2	1	0	0	0	0	0	0	—	4	8	0
Kansas City	0	1	1	0	0	2	1	0	x	—	5	11	0

Kazmir, Perez (6), Fields (6), HARRIS (7), Sipp (7), Neshek (8) and Castro. Cueto, HERREA (7), Madson (8), Davis (9) and Perez.

HR: Rasmus, Perez T-3:27, A-40,008.

Game 3 • at Houston • Friday, Oct. 11

Kansas City	0	0	0	1	0	0	0	1	—	2	7	0
Houston	0	0	0	2	1	1	0	x	—	4	8	1

VOLQUEZ, Duffy (6), Hochevar (7) and Perez. KEUCHEL, Sipp (8), Gregerson (8) and Castro. T-3:20, A-42,674.

Game 4 • at Houston • Saturday, Oct. 12

Kansas City	0	2	0	0	0	0	5	2	—	9	8	0
Houston	0	1	1	0	1	0	3	0	—	6	9	1

Ventura, Herrera (6), MADSON, (7), Davis (8) and Perez . McCullers, Harris (7), SIPP (8), Gregerson (8), Fields (9) and Castro. HR: Perez, Hosmer, Gomez, Correa (2). T-4:05, A-42,387.

Game 5 • at Kansas City • Monday, Oct. 14

Houston	0	2	0	0	0	0	0	0	—	2	2	0
Kansas City	0	0	0	1	3	0	0	3	x	—	7	8

MCHUGH, Fiers (5), Sipp (6), Neshek (7), Keuchel (8) and Castro. CUETO, Davis (9) and Perez. HR: Valbuena, Morales. T-2:42, A-40,566.



Johnny Cueto retired the final 19 hitters of the ALDS as Kansas City took down Houston in the deciding Game 5.



Alcides Escobar hit .478 with six runs scored to earn MVP honors of the 2015 ALCS.

2015 ALDS VS. HOUSTON

The Royals advanced to the fourth World Series in franchise history by knocking off the Toronto Blue Jays in six games. Kansas City won the first two games of the series at home and then returned to Kauffman Stadium to clinch the series with a dramatic 4-3 win in Game #6. Shortstop Alcides Escobar earned ALCS MVP honors, batting .478 in the six contests with two doubles, a triple and six runs scored. He set a Major League record by leading off each of the first four games with a hit.

Game 1 • at Kansas City • Friday, Oct. 16

Toronto	0	0	0	0	0	0	0	—	0	3	1
Kansas City	0	0	2	1	0	0	2	0	—	5	8

ESTRADA, Loup (6), Lowe (7), Hawkins (8) and Navarro. VOLQUEZ, Herrera (7), Madson (8), Hochevar (9) and Perez. HR: Perez. T-3:15, Att: 39,753.

Game 2 • at Kansas City • Saturday, Oct. 17

Toronto	0	0	1	0	0	2	0	0	—	3	10	0
Kansas City	0	0	0	0	0	5	1	x	—	6	8	0

PRICE, Sanchez (7), Loup (8), Lowe (8) and Martin. Ventura, Hochevar (6), DUFFY (7), Herrera (8), Davis (9) and Perez. HR: None, T-3:19, A-40,357.

Game 3 • at Toronto • Monday, Oct. 19

Kansas City	1	0	1	0	2	0	0	4	—	8	15	0
Toronto	0	3	6	0	1	0	0	1	x	—	11	11

CUETO, Medlen (3), Morales (8) and Perez. STROMAN, Sanchez (7), Lowe (8), Hendriks (9), Osuna (9) and Martin. HR: Morales, Tulowitzki, Donaldson, Goins. T-3:13, A-49,751.

Game 4 • at Toronto • Tuesday, Oct. 20

Kansas City	4	1	0	0	0	4	3	2	—	14	15	0
Toronto	0	0	2	0	0	0	0	0	—	2	7	0

Young, HOCHAVAR (5), Madson, (7), Herrera (8), Morales (9) and Perez, Butera (8), DICKEY, Hendriks (2), Hawkins (7), Tepera (7), Lowe (8), Pennington (9) and Martin. HR: Zobrist, Rios. T-3:39, A-49,501.

Game 5 • at Toronto • Wednesday, Oct. 21

Kansas City	0	0	0	0	0	0	1	0	—	1	4	0
Toronto	0	1	0	0	0	4	1	1	x	—	7	8

VOLQUEZ, Herrera (6), Duffy (7) and Perez. ESTRADA, Sanchez (8), Osuna (9) and Navarro. HR: Perez (2), Colabello. T-2:56, A-49,325.

Game 6 • at Kansas City • Friday, Oct. 23

Toronto	0	0	0	1	0	0	2	0	—	3	7	0
Kansas City	1	1	0	0	0	0	1	x	—	4	9	0

Price, Sanchez (7), OSUNA (8) and Martin. Ventura, Herrera (6), Madson (8), DAVIS (9) and Perez. HR: Bautista (2), Zobrist (2). T-3:42, A-40,494.

1980 WORLD SERIES VS. PHILADELPHIA (PHILLIES WIN, 4-2)

The first World Series in Kansas City history saw the Royals fall in six games to the Philadelphia Phillies. After dropping the first two games in Pennsylvania, the Royals won the first two games in Kansas City to even the series at 2-2. However, the National League club rallied for a pair of runs in the final frame of Game 5 at Royals Stadium to regain the lead. The showdown returned to Veterans Stadium for Game 6 and the Phillies secured the title in front of the home fans with a 4-1 verdict. In an exciting series spiced by several outstanding individual performances, Willie Aikens blasted four homers while hitting .400 and Amos Otis hit at a .478 clip with three homers in leading KC's offense.

Game 1 • at Philadelphia • Tuesday, Oct. 14

Philadelphia came back from a 4-0 deficit to win a 7-6 thriller...20-game winner Dennis Leonard was unable to survive the Phillies five-run third inning...Bob Walk, the first rookie to start a World Series game since 1952, was the winner...Tug McGraw snuffed out a late rally to earn the save...the Royals struck early as Amos Otis homered in his first World Series at bat in the second inning...KC made it 4-0 via a Willie Aikens two-run homer in the third...the Phillies came to life with five runs on four hits and a walk in the third inning...the big blow was a two-out, three-run homer by Bake McBride...Aikens homered again in the eighth.

Kansas City 0 2 2 0 0 0 0 2 0 - 6 9 1
Philadelphia 0 0 5 1 1 0 0 0 x - 7 11 0
LEONARD, Martin (4), Quisenberry (8) and Porter; WALK, McGraw (8) and Boone. HR: Aikens (2), Otis, McBride. T-3:01 A-65,791.

Game 2 • at Philadelphia • Wednesday, Oct. 15

The Phillies used late-inning heroics to win another come-from-behind battle...KC led 4-2 entering the eighth but Philly scored four times off ace reliever Dan Quisenberry...George Brett left the game in the sixth inning after going 2-for-2 with a walk...it was later revealed he was suffering from hemorrhoids...neither club could score off starters Larry Gura and Steve Carlton until the fifth when Philadelphia scored twice on three hits and a walk...KC scored an unearned run in the sixth and three times in the seventh, keyed by an Amos Otis' bases-loaded double.

Kansas City 0 0 0 0 0 1 3 0 0 - 4 11 0
Philadelphia 0 0 0 0 2 0 0 4 x - 6 8 1
Gura, QUISENBERRY (7) and Wathan; CARLTON, Reed (9) and Boone. HR: none. T-3:01 A-65,775.

Game 3 • at Kansas City • Friday, Oct. 17

The Royals won their first World Series game by outlasting Philadelphia, 4-3, in 10 innings...George Brett put KC on the scoreboard first with a first-inning solo home run off Dick Ruthven...Willie Aikens continued his hot hitting with a triple and game-winning single in the 10th...Mike Schmidt homered for the Phillies and Pete Rose stroked a game-tying single in the eighth...each club's bullpen ace squared off, with Dan Quisenberry earning the victory and Tug McGraw taking the loss...the winning run scored after a walk to Willie Wilson, who stole second base and scored with two out on Aikens' opposite-field single (McGraw walked Brett intentionally to get to Aikens).

Philadelphia 0 1 0 0 1 0 0 1 0 0 - 3 14 0
Kansas City 1 0 0 1 0 0 1 0 0 1 - 4 11 0
Ruthven, MCGRAW (10) and Boone; Gale, Martin (5), QUISENBERRY (8) and Porter. HR: Brett, Otis, Schmidt. T-3:19 A-42,380.

Game 4 • at Kansas City • Saturday, Oct. 18

The Royals evened the series at two by slugging their way to a 5-3 triumph...Willie Aikens homered in the first and second frames...a four-run first inning sent Phil's starter Larry Christenson packing...the Royals logged four consecutive extra-base hits in that inning...the big lead held up although Dennis Leonard needed late help from Dan Quisenberry as Philadelphia scored single runs in the seventh and eighth innings.

Philadelphia 0 1 0 0 0 0 1 1 0 - 3 10 1
Kansas City 4 1 0 0 0 0 0 0 x - 5 10 2
CHRISTENSON, Noles (1), Saucier (6), Brusstar (6) and Boone; LEONARD, Quisenberry (8) and Porter. HR: Aikens (2). T-2:37 A-42,363.

Game 5 • at Kansas City • Sunday, Oct. 19

The Royals' hope for a Royals Stadium sweep faded as Philadelphia won its third come-from-behind victory...the Phillies' two-run ninth inning off Dan Quisenberry sealed KC's fate...Mike Schmidt's two-run home run in the fourth inning broke the scoreless tie...the Royals sent Marty Bystrom to the showers with a run in the fifth and two more in the sixth...Amos Otis continued his sizzling offensive performance with a game-tying home run (his third of the Series) leading off the sixth...KC took the lead on a U.L. Washington sacrifice fly scoring Clint Hurdle in the sixth...Phillies' relievers Ron Reed and Tug McGraw silenced the KC bats the rest of the way...the Royals loaded the bases via three walks in the ninth, but McGraw fanned Jose Cardenal to end the game.

Philadelphia 0 0 0 2 0 0 0 0 2 - 4 7 0
Kansas City 0 0 0 0 1 2 0 0 0 - 3 12 2
Bystrom, Reed (6), MCGRAW (7) and Boone; Gura, QUISENBERRY (7) and Porter. HR: Otis, Schmidt. T-2:51 A-42,369.

Game 6 • at Philadelphia • Tuesday, Oct. 21

Behind the near-rabid support of 65,838 fans at Veterans Stadium, Philadelphia methodically eliminated the Royals, 4-1, behind the crafty work of Steve Carlton and Tug McGraw...Carlton allowed only four hits while striking out seven in his 7.0 innings of work and McGraw pitched the final two frames allowing three hits...Mike Schmidt gave the Phils all they really needed with a two-run single in the third inning...the Royals never ran out of spirit, sending Carlton to the clubhouse by scoring a run in the eighth...KC also threatened in the ninth, loading the bases with only one out, but McGraw fought his way out of the jam to bring the Phillies their first World Series title.

Kansas City 0 0 0 0 0 0 0 1 0 - 1 7 2
Philadelphia 0 0 2 0 1 1 0 0 x - 4 9 0
GALE, Martin (3), Splittorff (5), Pattin (7), Quisenberry (8) and Wathan; CARLTON, McGraw (8) and Boone. HR: none. T-3:00 A-65,838 (324,516).

1980 POSTSEASON ROSTER

Manager: Jim Frey (41); Coaches: Bill Connors (36), Gordy MacKenzie (43), Jose Martinez (42), Jim Schaffer (44).

Trainer: Mickey Cobb

No.	Name	Pos.	No.	Name	Pos.	No.	Name	Pos.
24	Aikens, Willie	1B	8	LaCock, Pete	1B	28	Quisenberry, Dan	RHP
5	Brett, George	3B	22	Leonard, Dennis	RHP	34	Splittorff, Paul	LHP
25	Brett, Ken	LHP	27	Martin, Renie	RHP	21	Twitty, Jeff	LHP
19	Cardenal, Jose	OF/IF	11	McRae, Hal	DH/OF	30	Washington, U.L.	SS
7	Chalk, Dave	IF	18	Mulliniks, Rance	IF	12	Wathan, John	C/1B/OF
53	Concepcion, Onix	IF	26	Otis, Amos	OF	20	White, Frank	2B
38	Gale, Rich	RHP	33	Pattin, Marty	RHP	6	Wilson, Willie	OF
32	Gura, Larry	LHP	15	Porter, Darrell	C			
10	Hurdle, Clint	OF	9	Quirk, Jamie	C			

1985 WORLD SERIES VS. ST. LOUIS (ROYALS WIN 4-3)

Kansas City rallied from two-games-to-none and three-games-to-one deficits to capture their first World Championship by defeating the St. Louis Cardinals in the "1-70 Series." The Royals became the first club in the 82-year history of the Fall Classic to lose their first two games at home and come back to win the title. The Royals became the first AL expansion club to win a World Championship and the second expansion team overall, joining the New York Mets (1969). KC's talented and youthful pitching staff held the Major League's best hitting club to 13 total runs and a batting average of .185—the lowest ever in a 7-game World Series. Bret Saberhagen earned Most Valuable Player honors with two wins and a 0.50 ERA.

Game 1 • at Kansas City • Saturday, Oct. 19

John Tudor and Todd Worrell combined on an eight-hitter...the Cardinals scored on a leadoff walk and a one-out ground out in the third inning, a Cesar Cedeño run-scoring double in the fourth and then a misplayed line drive by Lonnie Smith in the ninth.

St. Louis	0	0	1	1	0	0	0	1	-	3	7	1
Kansas City	0	1	0	0	0	0	0	0	-	1	8	0

TUDOR, Worrell (7) and Porter; JACKSON, Quisenberry (8), Black (9) and Sundberg; HR: none. T-2:48 A-41,650.

Game 2 • at Kansas City • Sunday, Oct. 20

Charlie Leibrandt limited the Cardinals to two hits through eight innings, but St. Louis struck for four runs in the ninth to take a 2-0 lead in the Series...the Cardinals became the first team since the Yankees in the 1939 Series to come back from a 2-0 deficit in the ninth inning...the Cards strung together a Series-record three doubles in one inning, the last of which was Terry Pendleton's two-out bases-loaded shot.

St. Louis	0	0	0	0	0	0	0	4	-	4	6	0
Kansas City	0	0	0	2	0	0	0	0	-	2	9	0

Cox, DAYLEY (8), Lahti (9) and Porter; LEIBRANDT, Quisenberry (9), and Sundberg; HR: none. T-2:44 A-41,656.

Game 3 • at St. Louis • Tuesday, Oct. 22

Bret Saberhagen allowed six singles en route to giving the Royals their first victory of the Series...KC's offense collected 11 hits, including a two-run home run and a run-scoring double by Frank White...after Lonnie Smith's two-run double put the Royals ahead 2-0 in the fourth, White unloaded a two-run round-tripper in the fifth...Saberhagen survived a Cardinal rally in the first, getting a strike 'em out, throw 'em out double play with two on and two out.

Kansas City	0	0	0	2	2	0	2	0	0	-	6	11	0
St. Louis	0	0	0	0	0	1	0	0	0	-	1	6	0

SABERHAGEN and Sundberg; ANDUJAR, Campbell (5), Horton (6), Dayley (8) and Porter. HR: White. T-2:59 A-53,634.

Game 4 • at St. Louis • Wednesday, Oct. 23

Tito Landrum and Willie McGee each hit solo home runs to back John Tudor's second consecutive brilliant outing to give the Cards a 3-1 advantage in the series...in addition to the home runs, KC starter Buddy Black was victimized by a squeeze play on a full-count to Tom Nieto, who laid the bunt down scoring Terry Pendleton who had tripled...Tudor, meanwhile, tossed 106 pitches.

Kansas City	0	0	0	0	0	0	0	0	-	0	5	1	
St. Louis	0	1	1	0	1	0	0	0	x	-	3	6	0

BLACK, Beckwith (6), Quisenberry (8) and Sundberg; TUDOR and Nieto. HR: Landrum, McGee. T-2:19 A-53,634.

Game 5 • at St. Louis • Thursday, Oct. 24

Danny Jackson stuffed a cork in the Cardinals offense and their celebration hopes with a five-hitter and Willie Wilson keyed an early Royals uprising to force the Series westward via 1-70...D.J. retired the Redbirds in order five times...Wilson stroked a two-run triple to highlight a three-run second inning that sent Cardinal starter Bob Forsch to the showers.

Kansas City	1	3	0	0	0	0	1	1	-	6	11	2
St. Louis	1	0	0	0	0	0	0	0	-	1	5	1

JACKSON and Sundberg; FORSCH, Horton (2), Campbell (4), Worrell (6) Lahti (8) and Nieto; HR: none. T-2:52 A-53,634.

Game 6 • at Kansas City • Saturday, Oct. 26

For the first time in the 1985 season the Cardinals did not win a game when they led entering the ninth...St. Louis went into the ninth with a 1-0 lead...having guarded all of their previous 88 ninth-inning leads, the Cardinals fell prey to a little bit of fate and Dane Iorg's timely two-run single...a controversial call at first, a misplayed pop up by Jack Clark, a passed ball by Darrell Porter, an intentional walk to Hal McRae and Iorg's one-out dramatic single to right and the Royals were winners.

St. Louis	0	0	0	0	0	0	1	0	-	1	5	0
Kansas City	0	0	0	0	0	0	0	2	-	2	10	0

Cox, Dayley (8), WORRELL (9) and Porter; Leibrandt, QUISENBERRY (8) and Sundberg. HR: none. T-2:47 A-41,628.

Game 7 • at Kansas City • Sunday, Oct. 27

Bret Saberhagen tossed a 5-hitter, Darryl Motley blasted a two-run homer and the Royals beat the Cardinals climaxing one of the greatest comebacks in World Series play...it was the third-highest run total and most lopsided victory in the 176 games KC played during the season...the Royals tied a Series record by scoring six times in the fifth...Whitney Herzog and Joaquin Andujar were ejected and the Cards tied a Series mark by using five pitchers in the inning.

St. Louis	0	0	0	0	0	0	0	0	-	0	5	0	
Kansas City	0	2	3	0	6	0	0	0	x	-	11	14	0

TUDOR, Campbell (3), Lahti (5), Horton (5), Andujar (5), Forsch (5), Dayley (7) and Porter; SABERHAGEN and Sundberg. HR: Motley. T-2:46 A-41,658 (327,494).

1985 POSTSEASON ROSTER

Manager: Dick Howser (10); **Coaches:** Gary Blaylock (43), Mike Ferraro (41), Jose Martinez (42), Lee May (14), Jim Schaffer (44); **Trainers:** Mickey Cobb, Paul McGannon

No.	Name	Pos.	No.	Name	Pos.	No.	Name	Pos.
45	Balboni, Steve	INF	25	Jackson, Danny	LHP	31	Saberhagen, Bret	RHP
27	Beckwith, Joe	RHP	35	Jones, Lynn	OF	15	Sheridan, Pat	OF
1	Biancalana, Buddy	INF	37	Leibrandt, Charlie	LHP	21	Smith, Lonnie	OF
40	Black, Buddy	LHP	11	McRae, Hal	OF	8	Sundberg, Jim	C
5	Brett, George	INF	24	Motley, Darryl	OF	12	Wathan, John	C
2	Conception, Onix	INF	3	Orta, Jorge	OF	20	White, Frank	INF
26	Farr, Steve	RHP	4	Pryor, Greg	INF	6	Wilson, Willie	OF
23	Gubicza, Mark	RHP	18	Quirk, Jamie	C			
9	Iorg, Dane	OF	29	Quisenberry, Dan	RHP			

2014 WORLD SERIES VS. SAN FRANCISCO (GIANTS WIN, 4-3)

Kansas City participated in its first World Series in 29 years, as the Royals captured the American League pennant and faced the San Francisco Giants in a thrilling seven-game Fall Classic. In a nip-and-tug set, the Giants claimed the deciding game behind series MVP Madison Bumgarner's 5.0 scoreless innings of relief in Game 7. The Royals threatened in the ninth inning, putting the tying run on third base with two outs, but could not advance the final 90 feet. Center fielder Lorenzo Cain capped his torrid postseason, batting .308 (8-for-26) with 3 doubles and 5 RBI during the series. Rookie fireballer Yordano Ventura started two of KC's wins, including Game 6 when he tossed 7.0 scoreless frames in a 10-0 triumph.

Game 1 • at Kansas City • Tuesday, Oct. 21

San Francisco jumped out to an early lead on the strength of Hunter Pence's two-run blast and never looked back. Madison Bumgarner earned his first two victories in the Series. Catcher Salvador Perez provided KC's only offense with a solo home run in the seventh inning.

San Francisco	3	0	0	2	0	0	2	0	0	-	7	11	1
Kansas City	0	0	0	0	0	0	1	0	0	-	1	4	0

BUMGARNER, Lopez (8), Strickland (9) and Posey; SHIELDS, Duffy (4), Collins (7), Frasor (9) and Perez. HR: Pence, Perez. T-3:32 A-40,459.

Game 2 • at Kansas City • Wednesday, Oct. 22

The Royals utilized a big rally in the sixth inning to even the series at one game a piece. Billy Butler broke a 2-2 tie with an RBI single in the sixth and scored from first base on Salvador Perez's two-run double later in the inning. KC's bullpen slammed the door, allowing no runs and one hit over the final 3.2 innings.

San Francisco	1	0	0	1	0	0	0	0	-	2	9	0
Kansas City	1	1	0	0	0	5	0	0	x	-	7	10

PEAVY, Machi (6), Lopez (6), Strickland (6), Affeldt (6), Lincecum (7), Casilla (8) and Posey; Ventura, HERRERA (6), Davis (8), Holland (9) and Perez; HR: Blanco, Infante. T-3:25 A-40,446

Game 3 • at San Francisco • Friday, Oct. 24

Kansas City grabbed a 2-1 series lead, taking the first game played at AT&T Park. Jeremy Guthrie and the Royals' bullpen held San Francisco to just four hits, while Alex Gordon and Eric Hosmer each provided RBI hits in the sixth inning.

Kansas City	1	0	0	0	0	2	0	0	0	-	3	6	0
San Francisco	0	0	0	0	0	2	0	0	0	-	2	4	0

GUTHRIE, Herrera (6), Finnegan (7), Davis (8), Holland (9) and Perez; HUDSON, Lopez (6), Romo (7), Affeldt (8), Casilla (9) and Posey. HR: none. T-3:15 A-43,020.

Game 4 • at San Francisco • Saturday, Oct. 25

The Giants rallied from an early 4-1 deficit to even the best-of-seven series in Game 4. After allowing four runs in the third inning, San Francisco stormed back to tie the game in the fifth and take the lead on Pablo Sandoval's two-run single in the sixth inning. The 11 runs scored were the most the Royals have allowed in a postseason game.

Kansas City	0	0	4	0	0	0	0	0	-	4	12	1
San Francisco	1	0	1	0	2	3	4	0	x	-	11	16

Vargas, Frasor (5), Duffy (5), FINNEGAN (6), Collins (7) and Perez; Vogelsong, Machi (3), PETIT (4), Affeldt (7), Romo (8), Strickland (9) and Posey; HR: none. T-4:00 A-43,066.

Game 5 • at San Francisco • Sunday, Oct. 26

Madison Bumgarner pitched the Giants to a 3-2 series lead, tossing a four-hit shutout. The lefty needed 117 pitches for the first complete-game shutout in the Fall Classic since Florida's Josh Beckett blanked the Yankees in 2003.

Kansas City	0	0	0	0	0	0	0	-	0	4	1
San Francisco	0	1	0	1	0	0	3	x	-	5	12

SHIELDS, Herrera (7), Davis (8) and Perez; BUMGARNER and Posey; HR: none. T-3:09 A-43,087.

Game 6 • at Kansas City • Tuesday, Oct. 28

Kansas City forced a deciding game by scoring seven runs in the second inning for a lopsided victory. Eight of the first nine hitters reached base in the second with Lorenzo Cain breaking the game open with a two-run single. It was more than enough for righty Yordano Ventura, who tossed seven scoreless frames to become the first Royals rookie to win a World Series game.

San Francisco	0	0	0	0	0	0	0	-	0	6	0
Kansas City	0	7	1	0	1	0	1	x	-	10	10

PEAVY, Petit (2), Machi (3), Strickland (6), Vogelsong (8) and Posey, Susac (7); VENTURA, Frasor (8), Collins (9) and Perez; HR: Moustakas. T-3:21 A-40,372.

Game 7 • at Kansas City • Wednesday, Oct. 29

The Giants claimed their third World Title in the five seasons, edging the Royals in a decisive Game 7. Michael Morse's RBI single in the fourth inning broke a 2-2 tie, while series MVP Madison Bumgarner closed the door, tossing 5.0 scoreless innings in relief. KC put the tying run on third base in the ninth, but Bumgarner retired Salvador Perez to end a thrilling series.

San Francisco	0	2	0	1	0	0	0	0	-	3	8	1
Kansas City	0	2	0	0	0	0	0	0	-	2	6	0

Hudson, AFFELDT (2), Bumgarner (4) and Posey; Guthrie, Herrera (4), Davis (7), Holland (9) and Perez. HR: none. T-3:10 A-40,535 (290,985).

2014 POSTSEASON ROSTER

Manager: Ned Yost (3); **Coaches:** Dave Eiland (58), Pedro Grifol (28), Doug Henry (57), Mike Jirschele (59), Rusty Kuntz (15), Dale Sveum (21), Don Wakamatsu (22); **Trainers:** Nick Kenney, Kyle Turner

No.	Name	Pos.
23	Aoki, Nori	OF
16	Butler, Billy	1B/DH
6	Cain, Lorenzo	OF
55	Collins, Tim	LHP
24	Colon, Christian	INF
17	Davis, Wade	RHP
41	Duffy, Danny	LHP
1	Dyson, Jarrod	OF
2	Escobar, Alcides	INF

No.	Name	Pos.
27	Finnegan, Brandon	LHP
54	Frasor, Jason	RHP
4	Gordon, Alex	OF
0	Gore, Terrance	OF
11	Guthrie, Jeremy	RHP
40	Herrera, Kelvin	RHP
56	Holland, Greg	RHP
35	Hosmer, Eric	INF
14	Infante, Omar	INF

No.	Name	Pos.
26	Kratz, Erik	C
8	Moustakas, Mike	INF
12	Nix, Jayson	INF
13	Perez, Salvador	C
33	Shields, James	RHP
51	Vargas, Jason	LHP
30	Ventura, Yordano	RHP
7	Willingham, Josh	1B/DH

* - Not on World Series roster

2015 WORLD SERIES VS. NEW YORK METS (ROYALS WIN, 4-1)

Kansas City won its first World Championship in 30 years, besting the New York Mets in a thrilling five-game series that featured two extra-innings wins. The Royals came from behind in all four of their victories, which included overcoming a 3-1 deficit after five in Game #4 and a 2-0 deficit after eight in Game #5. Catcher Salvador Perez earned World Series MVP honors after batting .364 with two doubles, three runs scored and two RBI. Johnny Cueto tossed the fourth complete game by a Royal in the World Series in Game #2, while KC's bullpen stymied the Mets throughout the series, posting a 3-0 mark with a 1.90 ERA (5 ER in 23.2 IP) with four walks and 30 strikeouts.

Game 1 • at Kansas City • Tuesday, Oct. 27

Despite trailing most of the evening, Kansas City rallied to tie in the ninth and won Game #1 in 14 innings. The contest matched the longest in World Series history, joining Game #2 of the 1916 Fall Classic and Game #3 of the 2005 Series. Trailing 4-3 in the ninth, the Royals tied the game on Alex Gordon's one-out home run off Jeurys Familia and then won the game on Eric Hosmer's sac fly which plated Alcides Escobar. Former Met Chris Young earned the victory on the mound, tossing 3.0 hitless innings of relief.

New York 0 0 0 1 1 1 0 1 0 0 0 0 0 - 4 11 1
Kansas City 1 0 0 0 2 0 0 1 0 0 0 0 1 - 5 11 1
Harvey, Reed (7), Clippard (8), Familia (8), Niese (10), COLON (12) and d'Arnaud. Volquez, Duffy (7), Herrera (7), Hochevar (9), Davis (10), Madson (11), YOUNG (12) and Perez. HR: Granderson, Escobar, Gordon. T-5:09, Att: 40,320.

Game 2 • at Kansas City • Wednesday, Oct. 28

Johnny Cueto tossed the fourth complete game by a Royals pitcher in World Series history, while KC rallied for four runs in the fifth to take a two-game lead. Alcides Escobar and Eric Hosmer each had two hits and drove in two runs. Cueto allowed just two hits and fanned four.

New York 0 0 0 1 0 0 0 0 0 - 1 2 1
Kansas City 0 0 0 0 4 0 0 3 x - 7 10 0
DEGROM, Robles (6), Niese (7), Reed (8), Gilmartin (8) and d'Arnaud. CUETO and Perez. HR: None, T-2:54, A-40,410.

Game 3 • at New York • Friday, Oct. 30

The Mets turned the tables on Kansas City, rallying from a pair of early deficits to cut the Royals' lead in the series to 2-1. Rookie Noah Syndergaard tossed 6.0 innings to earn the win, while Curtis Granderson and David Wright each homered for New York.

Kansas City 1 2 0 0 0 0 0 0 0 - 3 7 0
New York 2 0 2 1 0 4 0 0 x - 9 12 0
VENTURA, Duffy (4), Hochevar (5), Morales (6), Herrera (6), Madson (8), Medlen (9) and Perez. SYNDERGAARD, Reed (7), Clippard (8), Familia (9) and d'Arnaud. HR: Wright, Granderson (2). T-3:22, A-44,781.

Game 4 • at New York • Saturday, Oct. 31


Kansas City did it again, rallying from an eighth inning deficit to score a Game #4 victory at Citi Field. The Royals trailed 3-2 heading into the eighth, but two walks and an error tied the game, while Mike Moustakas delivered the go-ahead RBI single with one out. Michael Conforto hit a pair of solo shots for the Mets.

Kansas City 0 0 0 0 1 1 0 3 0 - 5 9 0
New York 0 0 2 0 1 0 0 0 0 - 3 6 2
Young, Duffy (5), Hochevar (6), MADSON (7), Davis (8) and Perez. Matz, Niese (6), Colon (6), Reed (7), CLIPPARD (8), Familia (8), Robles (9) and d'Arnaud. HR: Conforto 2(2). T-3:29, A-44,815.

Game 5 • at New York • Sunday, Nov. 1

Kansas City closed out their second World Championship in franchise history in familiar fashion, using a late rally to tie the game, before winning in extra-innings. Trailing 2-0 heading into the ninth, the Royals tied the game on Eric Hosmer's RBI double and an RBI ground out from Salvador Perez. Hosmer scored the tying run on a daring dash home from third. After the Royals bullpen kept the Mets off the board for three innings, KC's offense erupted for five runs in the 12th. Christian Colon, who had not appeared in a postseason game before Game #5, collected the go-ahead RBI single in the 12th, pinch-hitting for the pitcher.

Kansas City 0 0 0 0 0 0 0 0 0 5 - 7 10 1
New York 1 0 0 0 1 0 0 0 0 0 0 - 2 4 2
Volquez, Herrera (7), Hochevar (10), Davis (12) and Perez, Butera (12). Harvey, Familia (9), Niese (11), Reed (12), Colon (12) and d'Arnaud. HR: Granderson (3). T-4:15. A-44,859.



Kansas City celebrated its first World Series title in 30 years on Nov. 1, 2015, finishing off the Mets in five games.

2015 POSTSEASON ROSTER

Manager: Ned Yost (3); **Coaches:** Dave Eiland (58), Pedro Grifol (28), Doug Henry (57), Mike Jirschele (59), Rusty Kuntz (15), Dale Sveum (21), Don Wakamatsu (22); **Trainers:** Nick Kenney, Kyle Turner

No.	Name	Pos.	No.	Name	Pos.	No.	Name	Pos.
9	Butera, Drew	OF	0	Gore, Terrance*	OF	8	Moustakas, Mike	INF
6	Cain, Lorenzo	OF	40	Herrera, Kelvin	RHP	16	Orlando, Paulo	OF
24	Colon, Christian	INF	44	Hochevar, Luke	RHP	13	Perez, Salvador	C
47	Cueto, Johnny	RHP	35	Hosmer, Eric	INF	15	Rios, Alex	OF
17	Davis, Wade	RHP	46	Madson, Ryan	RHP	30	Ventura, Yordano	RHP
41	Duffy, Danny	LHP	39	Medlen, Kris	RHP	36	Volquez, Edinson	RHP
1	Dyson, Jarrod	OF	27	Mondesi, Raul	INF	32	Young, Chris	RHP
2	Escobar, Alcides	INF	45	Morales, Franklin	LHP	18	Zobrist, Ben	INF
4	Gordon, Alex	OF	25	Morales, Kendrys	DH			

* - Not on World Series roster

ROYALS ALL-STAR GAME SELECTIONS

1969 Ellie Rodriguez (C-DNP)	1984 *George Brett (3B)	2013 Alex Gordon (OF)
1970 Amos Otis (OF)	Dan Quisenberry (P-DNP)	Greg Holland (P)
1971 Cookie Rojas (2B)	1985 *George Brett (3B)	Salvador Perez (C)
Amos Otis (OF)	Dick Howser (Coach)	2014 Alex Gordon (OF-DNP)
1972 Bob Lemon (Coach)	1986 #George Brett (3B-injured DNP)	*Salvador Perez (C)
Amos Otis (OF-injured, DNP)	Dick Howser (Manager)	Greg Holland (P)
Fred Patek (SS)	Frank White (2B)	2015 *Loranzo Cain (OF)
Lou Piniella (OF)	1987 George Brett (3B-injured, DNP)	Wade Davis (P)
Cookie Rojas (2B)	*Bret Saberhagen (P)	*Alcides Escobar (SS)
Richie Scheinblum (OF)	Kevin Seitzer (3B)	#Alex Gordon (OF - Injured DNP)
1973 *John Mayberry (1B)	1988 George Brett (1B)	Kelvin Herrera (P)
*Amos Otis (OF)	Mark Gubicza (P)	Mike Moustakas (3B)
Cookie Rojas (2B)	Kurt Stillwell (SS)	*Salvador Perez (C)
1974 Steve Busby (P-DNP)	1989 * Bo Jackson (OF)	Ned Yost (MGR)
John Mayberry (1B)	Mark Gubicza (P)	Dave Eiland (Coach)
Jack McKeon (Coach)	1990 Bret Saberhagen (P)	Pedro Grifol (Coach)
Cookie Rojas (2B-DNP)	Mickey Cobb (Trainer)	Doug Henry (Coach)
1975 Steve Busby (P)	1991 *Danny Tartabull (DH)	Mike Jirschele (Coach)
Hal McRae (OF)	1992 Jeff Montgomery (P)	Rusty Kuntz (Coach)
1976 *George Brett (3B)	Hal McRae (Coach)	Dale Sveum (Coach)
Jim Dudley (Trainer)	1993 Jeff Montgomery (P)	Don Wakamatsu (Coach)
Hal McRae (OF)	1994 David Cone (P)	2016 Wade Davis (P - Injured DNP)
Amos Otis (OF)	1995 Kevin Appier (P)	Kelvin Herrera (P)
Fred Patek (SS)	1996 Jeff Montgomery (P-DNP)	*Eric Hosmer (1B)
1977 *George Brett (3B)	Bob Boone (Coach)	* Salvador Perez (C)
1978 *George Brett (3B)	Nick Swartz (Trainer)	Ned Yost (MGR)
Whitey Herzog (Coach)	1997 Jose Rosado (P)	Dave Eiland (Coach)
Fred Patek (SS)	1998 Dean Palmer (3B)	Pedro Grifol (Coach)
Darrell Porter (C-DNP)	1999 Jose Rosado (P)	Doug Henry (Coach)
Frank White (2B)	2000 *Jermaine Dye (OF)	Mike Jirschele (Coach)
1979 *George Brett (3B)	Mike Sweeney (1B)	Rusty Kuntz (Coach)
*Darrell Porter (C)	2001 Mike Sweeney (1B)	Dale Sveum (Coach)
*Frank White (2B)	Tony Muser (Coach)	Don Wakamatsu (Coach)
1980 #George Brett (3B-injured, DNP)	2002 Mike Sweeney (1B)	2017 *Salvador Perez (C)
Larry Gura (P-DNP)	2003 Mike Sweeney (1B-DNP)	Mike Moustakas (3B)
Darrell Porter (C)	Mike MacDougal (P-DNP)	Jason Vargas (P)
1981 *George Brett (3B)	2004 Ken Harvey (1B)	2018 *Salvador Perez (C)
Jim Frey (Manager)	Tony Pena (Coach)	Kyle Turner (Trainer)
Frank White (2B)	2005 Mike Sweeney (1B)	2019 Whit Merrifield (OF)
1982 *George Brett (3B)	2006 Mark Redman (P-DNP)	
Mickey Cobb (Trainer)	Nick Swartz (Trainer)	
Dick Howser (Coach)	2007 Gil Meche (P-DNP)	
Hal McRae (OF)	2008 Joakim Soria (P)	
Dan Quisenberry (P)	2009 Zack Greinke (P)	
Frank White (2B)	2009 Trey Hillman (Coach)	
Willie Wilson (OF)	2010 Joakim Soria (P-DNP)	
1983 *George Brett (3B)	2011 Aaron Crow (P-DNP)	
Dan Quisenberry (P)	2012 Billy Butler (1B/DH)	
Willie Wilson (OF)	Ned Yost (Coach)	
	Nick Kenney (Trainer)	

*Denotes start

#Selected as a starter, but did not play-

Bold-Denotes AL's Highest Vote-Getter

MULTIPLE ALL-STAR SELECTIONS

13	George Brett.....	1976-88
6	Salvador Perez.....	2013-18
5	Amos Otis.....	1970-73, 1976
5	Mike Sweeney.....	2000-03, 2005
5	Frank White.....	1978-79, 1981-82, 1986
4*	Hal McRae.....	1975-76, 1982, 1992*
4	Cookie Rojas.....	1971-74
3	Alex Gordon.....	2013-15
3	Dick Howser (Coach/Manager).....	1982, 1985-86
3	Jeff Montgomery.....	1992-93, 1996
3	Dan Quisenberry.....	1982-84
3#	Ned Yost (Coach/Manager).....	2012#, 2015-16
2	Steve Busby.....	1974-75
2	Mickey Cobb (Trainer).....	1982, 1990
2	Wade Davis.....	2015-16
2	Mark Gubicza.....	1988-89
2	Kelvin Herrera.....	2015-16
2	Greg Holland.....	2013-14
2	John Mayberry.....	1973-74
2	Mike Moustakas.....	2015, 2017
2	Fred Patek.....	1976, 1978
2	Darrell Porter.....	1978, 1980
2	Jose Rosado.....	1997, 1999
2	Bret Saberhagen.....	1987, 1990
2	Joakim Soria.....	2008, 2010
2	Nick Swartz (Trainer).....	1996, 2006
2	Willie Wilson.....	1982-83

* Hal McRae was a three-time All-Star as a player and once as a coach

Ned Yost was an All-Star twice as a manager and once as a coach.

HOME RUN DERBY PARTICIPANTS

Year	Player (Site)	HR Hit
1989	Bo Jackson (Anaheim).....	1
1991	Danny Tartabull (Toronto).....	2
2017	Mike Moustakas (Miami).....	10



Salvador Perez started five straight years in the All-Star Game (2014-18) and participated in six overall.

1960 ALL-STAR GAME

GAME SUMMARY

Kansas City hosted an MLB All-Star Game for the first time on July 11, 1960. The 28th version of the Midsummer Classic was played at Municipal Stadium with the National League prevailing, 5-3. Two days later, the N.L. would win once again, shutting out the A.L., 6-0, at Yankee Stadium.

The game in Kansas City was attended by 30,619 fans who witnessed the senior circuit get off to a scorching start against A.L. starter and losing pitcher, Bill Monbouquette of the Boston Red Sox.

Willie Mays led off for the N.L. and tripled to right. Mays scored when the next batter, **Bob Skinner**, singled. After consecutive outs from future Hall of Famers **Eddie Mathews** and **Hank Aaron**, another future Hall of Famer, **Ernie Banks**, homered to give the N.L. a 3-0 lead.

The N.L. added a fourth run in the second inning on catcher **Del Crandall's** solo home run and a fifth in the third frame as future Hall of Famer **Bill Mazeroski** drove home Banks with a single to left.

Another future member of the Hall of Fame, **Al Kaline**, blasted a two-run home run in the eighth to bring the A.L. within two runs at 5-3, but that was as close as they were able to get.

No MVP was named, but Mays ended up 3-for-4 with a run scored and Banks added two hits, drove in two and scored two runs.

The game featured 15 future Hall of Famers (plus Hall of Fame managers **Walter Alston** and **Al Lopez**), all indicated in **bold** in the box score. **Ted Williams**, who would retire at the end of the season, grounded out to second base as a pinch hitter in the second inning. Cardinals legend **Stan Musial** recorded an infield single as a pinch hitter in the road half of the eighth.

Al Lopez managed the American League and was joined by coaches **Tony Cuccinello** and **Don Guttridge**. The National League was managed by **Walter Alston**, who was joined by coaches **Solly Hemus** and **Fred Hutchinson**.

Finally, Hall of Fame umpire **Nestor Chylak** umpired both second and first base in 1960 and then returned to Kansas City to umpire home plate during the 1973 All-Star Game.



ALL-STAR GAME BOX SCORE

National League 5, American League 3
at Municipal Stadium, Kansas City, Mo., July 11, 1960

Players in Bold Inducted into Baseball Hall of Fame

NATIONAL LEAGUE	AB	R	H	RBI	BB	K	PO	A
Mays, Willie cf	4	1	3	0	0	0	4	0
Pinson, Vada cf	1	0	0	0	0	0	1	0
Skinner, Bob lf	4	1	1	1	0	1	1	0
Cepeda, Orlando lf	1	0	0	0	0	1	0	0
Mathews, Eddie 3b	4	0	0	0	0	0	1	0
Bayer, Ken 3b	0	0	0	0	1	0	0	2
Aaron, Hank rf	4	0	0	0	0	0	0	1
Clemente, Roberto rf	1	0	0	0	0	0	2	0
Banks, Ernie ss	4	2	2	2	0	0	3	2
Groat, Dick ss	0	0	0	0	0	0	0	1
Adcock, Joe lb	3	0	2	0	0	0	3	0
White, Bill pr, lb	1	0	0	0	0	1	4	0
Mazeroski, Bill 2b	2	0	1	1	0	0	1	2
Musial, Stan ph	1	0	1	0	0	0	0	0
Taylor, Tony pr	0	0	0	0	0	0	0	0
Neal, Charlie 2b	0	0	0	0	0	0	0	0
Crandall, Del c	3	1	2	1	0	0	4	0
Burgess, Smoky c	1	0	0	0	0	0	3	0
Friend, Bob p	2	0	0	0	0	2	0	0
McCormick, Mike p	1	0	0	0	0	0	0	0
Face, Roy p	0	0	0	0	0	0	0	0
Larker, Norm ph	1	0	0	0	0	0	0	0
Buhl, Bob p	0	0	0	0	0	0	0	0
Law, Vern p	0	0	0	0	1	6	27	8
Totals	38	5	12	5	1	6	27	8

AMERICAN LEAGUE	AB	R	H	RBI	BB	K	PO	A
Minoza, Minnie lf	3	0	0	0	0	0	0	0
Lemon, Jim lf	1	0	0	0	1	1	1	0
Malzone, Frank 3b	3	0	0	0	0	0	1	1
Robinson, Brooks 3b	2	0	0	0	0	0	0	0
Martinez, Roger rf	2	0	0	0	0	1	1	0
Kluenn, Harvey rf	3	1	1	0	0	0	1	0
Mantle, Mickey cf	0	0	0	0	2	0	2	0
Kaline, Al cf	2	2	1	2	0	0	1	0
Skowron, Bill 1b	3	0	1	0	0	2	9	0
Lary, Frank p	0	0	0	0	0	0	0	0
Lollar, Sherm ph	1	0	0	0	0	0	0	0
Daley, Bud p	0	0	0	0	0	0	0	0
Berra, Yogi c	2	0	0	0	0	0	5	0
Howard, Elston c	1	0	0	0	1	1	4	0
Runnels, Pete 2b	1	0	0	0	0	1	0	1
Fox, Nellie 2b	2	0	1	1	0	0	1	3
Hansen, Ron ss	2	0	1	0	0	1	0	0
Aparicio, Luis ss	2	0	0	0	0	0	1	1
Monbouquette, Bill p	0	0	0	0	0	0	0	0
Williams, Ted ph	1	0	0	0	0	0	0	0
Estrada, Chuck p	0	0	0	0	0	0	0	0
Coates, Jim p	0	0	0	0	0	0	0	1
Smith, Al ph	1	0	0	0	0	0	0	0
Bell, Gary p	0	0	0	0	0	0	0	1
Gentile, Jim ph, lb	2	0	0	0	0	1	0	0
Totals	34	3	6	3	5	7	27	8

NL 3 1 1 0 0 0 0 0 - 5 12 4
AL 0 0 0 0 1 0 2 0 - 3 6 1

DP: NL 1; AL 1. E: Neal (1); Burgess (1); Mathews (2); Daley (1). WP: Friend (1). 2B: Banks (1, off Estrada); Mays (1, off Coates); Adcock (1, off Coates). 3B: Mays (1, off Monbouquette). HR: Banks (1, 1st inning off Monbouquette 1 on, 2 out); Crandall (1, 2nd inning off Monbouquette 0 on, 1 out); Kaline (1, 8th inning off Buhl 1 on, 0 out). HBP: Mazeroski (by Coates). Outfield Assist: Aaron (Kluenn at 2nd base). SB: Skinner (1, 2nd base off Monbouquette/Berra).

National	IP	H	R	ER	HR	BB	K
Friend, Bob (W)	3	1	0	0	0	1	2
McCormick, Mike	2.1	3	1	0	0	3	2
Face, Roy	1.2	0	0	0	0	0	2
Buhl, Bob	1.1	2	2	1	1	1	1
Law, Vern (S)	0.2	0	0	0	0	1	0
Totals	9	6	3	1	5	7	8

American	IP	H	R	ER	HR	BB	K
Monbouquette, Bill (L)	2	5	4	4	2	0	2
Estrada, Chuck	1	4	1	1	0	0	1
Coates, Jim	2	2	0	0	0	0	0
Bell, Gary	2	0	0	0	0	0	0
Lary, Frank	1	1	0	0	0	0	1
Daley, Bud	1	0	0	0	0	1	2
Totals	9	12	5	5	2	1	6

Umpires: Jim Honochick, Tom Gorman, Nestor Chylak, Dusty Boggess, Johnny Stevens, Vinnie Smith.

Time of Game: 2:39 Attendance: 30,619



1973 ALL-STAR GAME

GAME SUMMARY

Kansas City was the site of the 40th Major League Baseball All-Star Game in 1973 where the National League handed the American League a 7-1 loss.


The game marked the final All-Star appearance of Willie Mays and was attended by members of the first All-Star Game in 1933, including Carl Hubbell, Bill Hallahan, Lefty Gomez, Dick Bartel, Lefty Grove, Jimmie Dykes and Charlie Gehringer.

The A.L. jumped out to a 1-0 lead after a double from **Reggie Jackson** and an RBI single from KC's **Amos Otis**. However, the N.L. All-Stars countered with two runs in the top of the third and also scored in the fourth, fifth and sixth innings. **Rick Wise** earned the win for the N.L. after allowing two hits and one ER in 2.0 innings of work.

Bobby Bonds was named the game's MVP, coming off the bench to go 2-for-2 with a two-run homer in the fifth inning, giving the N.L. a 5-1 lead.

Johnny Bench hit one of the most mammoth home runs in the history of the Mid-Summer Classic, launching a 480-foot solo shot off Bill Singer in the fourth inning over the left field concourse. His homer still stands as the longest in Kauffman Stadium history.

The game featured 17 future Hall of Famers (plus three Hall of Fame managers), including **Hank Aaron**, **Willie Mays**, **Rod Carew**, and **Brooks Robinson** to name a few, while Hall of Fame manager **Joe Torre** played in the game for the National League. The game also featured three Royals - **Amos Otis**, **John Mayberry** and **Cookie Rojas** - and one future Royals manager, **Buddy Bell**, who tripled as a pinch hitter in the third inning. Otis led the A.L. players, going 2-for-2 with the team's only RBI.



ALL-STAR GAME BOX SCORE

National League 7, American League 1 at Royals Stadium, Kansas City, Mo., July 24, 1973

Players in Bold Inducted into Baseball Hall of Fame

NATIONAL LEAGUE	AB	R	H	RBI	BB	K	PO	A
Rose, Pete lf	3	1	0	0	1	0	1	0
Twitchell, Wayne p	0	0	0	0	0	0	0	0
Giusti, Dave p	0	0	0	0	0	0	0	0
Mota, Manny ph,lf	1	0	0	0	0	0	0	0
Brewer, Jim p	0	0	0	0	0	0	0	0
Morgan, Joe 2b	3	2	1	0	1	0	2	2
Johnson, Davey 2b	1	0	0	0	0	0	1	1
Cedeno, Cesar cf	3	0	1	1	0	2	3	0
Russell, Bill ss	2	0	0	0	0	0	0	2
Aaron, Hank 1b	2	0	1	1	0	0	3	1
Torre, Joe 1b,3b	3	0	0	0	0	0	5	0
Williams, Billy rf	2	0	1	0	0	0	0	0
Bonds, Bobby rf	2	1	2	2	0	0	0	0
Bench, Johnny c	3	1	1	1	0	0	3	0
Simmons, Ted ph,c	1	1	0	0	0	0	1	1
Santo, Ron 3b	1	1	1	0	2	0	0	1
Colbert, Nate ph	1	0	0	0	0	0	0	0
Fairly, Ron 1b	0	0	0	0	0	0	4	0
Speier, Chris ss	2	0	0	0	0	1	1	1
Stargell, Willie ph,lf	1	0	0	0	0	0	0	0
Mays, Willie ph	1	0	0	0	0	1	0	0
Seaver, Tom p	0	0	0	0	0	0	0	1
Watson, Bob lf	0	0	0	0	0	0	0	0
Wise, Rick p	0	0	0	0	0	0	1	0
Evans, Darrell ph	0	0	0	0	1	0	0	0
Osteen, Claude p	0	0	0	0	0	0	0	1
Sutton, Don p	0	0	0	0	0	0	0	1
Davis, Willie ph,cf	2	1	2	2	0	0	1	0
Totals	34	7	10	7	5	6	27	12

AMERICAN LEAGUE	AB	R	H	RBI	BB	K	PO	A
Campaneris, Bert ss	3	0	0	0	0	2	1	2
Brinkman, Ed ss	1	0	0	0	0	0	1	1
Carew, Rod 2b	3	0	0	0	0	0	5	1
Rojas, Cookie 2b	0	0	0	0	1	0	1	1
Mayberry, John 1b	3	0	1	0	1	0	8	0
Jackson, Reggie rf	4	1	1	0	0	1	0	0
Blair, Paul cf	0	0	0	0	0	0	1	0
Otis, Amos cf	2	0	2	1	0	0	0	0
May, Dave cf,rf	2	0	0	0	0	0	0	0
Murcer, Bobby lf	3	0	0	0	1	0	0	1
Fisk, Carlton c	2	0	0	0	0	0	3	0
Munson, Thurman c	2	0	0	0	0	1	5	1
Robinson, Brooks 3b	2	0	0	0	0	0	1	3
Bando, Sal 3b	1	0	0	0	0	0	0	1
Nelson, Dave 3b	0	0	0	0	0	0	1	0
Horton, Willie ph	1	0	0	0	1	0	0	0
Hunter, "Catfish" p	0	0	0	0	0	0	0	0
Holtzman, Ken p	0	0	0	0	0	0	0	0
Blyleven, Bert p	0	0	0	0	0	0	0	0
Bell, Buddy ph	1	0	1	0	0	0	0	0
Singer, Bill p	0	0	0	0	0	0	0	1
Kelly, Pat ph	1	0	0	0	0	0	0	0
Ryan, Nolan p	0	0	0	0	0	0	0	0
Spencer, Jim ph	1	0	0	0	0	0	0	0
Lyle, Sparky p	0	0	0	0	0	0	0	0
Fingers, Rolfe p	0	0	0	0	0	0	0	0
Totals	32	1	5	1	3	5	27	12

NL 0 0 2 1 2 2 0 0 0 - 7 10 0
AL 0 1 0 0 0 0 0 0 0 - 1 5 0

DP: A.L. 1, E: None. PB: Fisk (1). 2B: Morgan (1, off Singer); Bonds (1, off Ryan); Jackson (1, off Wise); Mayberry (1, off Twitchell). 3B: Bell (1, off Osteen). HR: Bench (1, 4th inning off Singer 0 on, 0 out); Bonds (1, 5th inning off Singer 1 on, 2 out); Davis (1, 6th inning off Ryan 1 on, 1 out). SH: Osteen (1, off Singer). SB: Otis (1, 2nd base off Osteen/Bench).

National	IP	H	HR	R	ER	BB	K
Wise, Rick (W)	2	2	0	1	1	0	1
Osteen, Claude	2	2	0	0	0	1	1
Sutton, Don	1	1	0	0	0	0	0
Twitchell, Wayne	1	1	0	0	0	0	1
Giusti, Dave	1	0	0	0	0	0	0
Seaver, Tom	1	0	0	0	0	1	0
Brewer, Jim	1	0	0	0	0	1	2
Totals	9	5	0	1	1	3	5

American	IP	H	HR	R	ER	BB	K
Hunter, "Catfish"	1.1	1	0	0	0	0	1
Holtzman, Ken	0.2	1	0	0	0	0	0
Blyleven, Bert (L)	1	2	0	2	2	0	0
Singer, Bill	2	3	2	3	3	1	2
Ryan, Nolan	2	2	1	2	2	2	2
Lyle, Sparky	1	1	0	0	0	0	1
Fingers, Rolfe	1	0	0	0	0	0	0
Totals	9	10	3	7	7	5	6

Umpires: Nestor Chylak, Ken Burkhart, Larry Barnett, Bill Williams, Ron Luciano, Bob Engel

Time of Game: 2:45 Attendance: 40,849

2012 ALL-STAR GAME

GAME SUMMARY

Kansas City hosted its third MLB All-Star Game on July 10, 2012. The 83rd version of the Midsummer Classic was played at Kauffman Stadium with the National League prevailing, 8-0, moving the senior circuit's record to a perfect 3-0 in All-Star Games playing in the City of Fountains.

Eleven pitchers combined on the six-hit shutout for the National League with the win claimed by starter Matt Cain.

The victory was the National League's third straight and clinched home field advantage which proved beneficial for the San Francisco Giants who won the first two games of the 2012 World Series en route to a sweep over the Detroit Tigers. Giants played key roles in the All-Star Game win, including MVP Melky Cabrera, starting and winning pitcher Matt Cain, and 2012 World Series MVP Pablo Sandoval, who connected for a three-run triple.

The game in Kansas City was attended by 40,933 fans who witnessed the senior circuit get off to a scorching start against A.L. starter and losing pitcher, Justin Verlander of the Detroit Tigers, scoring five times.

After a strikeout to open the game, a Cabrera single and Ryan Braun double scored the game's first run. A pair of two-out walks loaded the bases for Sandoval, who emptied the bags with a triple. Dan Uggla followed with a single, driving in Sandoval.

Neither league threatened until the fourth when the National League added three runs, all with two outs, to create the final 8-0 deficit. Rafael Furcal tripled, then scored as his Cardinals teammate Matt Holliday singled. Cabrera followed with a two-run home run to deep left field.

The American League's best scoring chance came in the bottom of the fifth as back-to-back one-out singles from David Ortiz and Mike Napoli and a two-out walk to Asdrubal Cabrera loaded the bases. But Ian Kinsler flied out to end the threat.

Cabrera of the San Francisco Giants, who played with the Royals in 2011, was named the MVP after going 2-for-3 with two RBI and two runs scored.



ALL-STAR GAME BOX SCORE

National League 8, American League 0
at Kauffman Stadium, Kansas City, Mo., July 10, 2012

Players in Bold Inducted into Baseball Hall of Fame

NATIONAL LEAGUE	AB	R	H	RBI	BB	K	PO	A
Gonzalez, Carlos dh	2	0	0	0	0	1	0	0
Holliday, Matt ph	1	1	1	1	0	0	0	0
Jones, Chipper ph	1	0	1	0	0	0	0	0
Bourn, Michael ph	1	0	0	0	0	1	0	0
Cabrera, Melky cf	3	2	2	2	0	0	1	0
McCutchen, Andrew cf	2	0	1	0	0	0	4	0
Braun, Ryan lf	3	1	2	1	0	0	4	0
Bruce, Jay rf	2	0	0	0	0	0	1	0
Votto, Joey 1b	3	0	0	0	0	1	2	0
Freese, David 1b	1	0	0	0	0	1	3	0
LaHair, Bryan 1b	1	0	0	0	0	0	1	1
Beltrán, Carlos rf	1	1	0	0	1	0	0	0
Harper, Bryce ph-lf	1	0	0	0	1	1	2	0
Possey, Buster c	2	1	0	0	1	0	2	0
Ruiz, Carlos c	1	0	0	0	0	0	5	0
Sandoval, Pablo 3b	2	1	1	3	0	0	1	0
Wright, David 3b	2	0	0	0	0	1	0	1
Uggla, Dan 2b	1	0	1	0	0	0	0	1
Altuve, José 2b	1	0	0	0	0	0	2	1
Furcal, Rafael ss	3	1	1	0	0	0	2	3
Castro, Starlin ph-ss	1	0	0	0	0	0	0	1
Totals	37	8	10	8	3	6	27	9

AMERICAN LEAGUE	AB	R	H	RBI	BB	K	PO	A
Jeter, Derek ss	2	0	0	0	0	0	0	0
Cabrera, Asdrubal ss	1	0	0	0	1	1	0	0
Cano, Robinson 2b	2	0	1	0	0	0	1	3
Kinsler, Ian ph-2b	2	0	0	0	0	1	0	2
Hamilton, Josh lf	2	0	0	0	0	2	2	0
Trout, Mike lf	1	0	1	0	1	0	1	0
Bautista, Jose rf	1	0	0	0	1	1	2	0
Trumbo, Mark rf	2	0	0	0	0	2	0	0
Felder, Prince 1b	2	0	0	0	0	0	3	1
Konerko, Paul 1b	0	0	0	0	0	0	0	0
Mauer, Joe 1b	1	0	1	0	0	0	4	0
Beltré, Adrian 3b	2	0	0	0	0	0	1	1
Cabrera, Miguel 3b	1	0	0	0	0	0	0	0
Andrus, Elvis 3b	1	0	0	0	0	0	0	1
Ortiz, David dh	2	0	1	0	0	0	0	0
Bautista, Billy ph-dh	2	0	0	0	0	0	0	0
Napoli, Mike c	2	0	1	0	0	1	3	0
Waters, Matt c	2	0	0	0	0	0	4	0
Granderson, Curtis cf	2	0	0	0	0	0	2	0
Jones, Adam cf	1	0	0	0	0	0	3	0
Totals	31	0	6	0	3	7	27	10

NL 5 0 0 3 0 0 0 0 - 8 10 0

AL 0 0 0 0 0 0 0 0 - 0 6 0

DP: NL - 2 (Furcal-Altuve-Freese; Furcal-Votto). E: None. WP: None.

2B: Braun (1, off Verlander).

3B: Furcal (1, off Harrison); Sandoval (1, off Verlander); Braun (1, off Harrison).

HR: Mel. Cabrera (1, 4th inning off Harrison, 1 on, 2 out to deep left).

LOB: Konerko (by Dickey).

LOB: NL - 5; AL - 8.

RISP: NL - 3 for 8; AL - 0 for 7.

SB: Trout (1, 2nd base off Dickey/Ruiz).


National	IP	H	R	ER	HR	BB	K
Cain, Matt (W)	2.0	1	0	0	0	0	1
Gonzalez, Gio	1.0	0	0	0	0	0	1
Strasburg, Stephen	1.0	1	0	0	0	1	0
Kershaw, Clayton	1.0	2	0	0	0	1	0
Dickey, R.A.	1.0	1	0	0	0	0	1
Hamels, Cole	1.0	0	0	0	0	0	0
Kimble, Craig	0.2	0	0	0	0	0	2
Chapman, Aroldis	0.1	0	0	0	0	1	1
Miley, Wade	0.1	1	0	0	0	0	0
Hanrahan, Joel	0.1	0	0	0	0	0	1
Papillon, Jonathan	0.1	0	0	0	0	0	0
Totals	9.0	6	0	0	0	3	7

American	IP	H	R	ER	HR	BB	K
Verlander, Justin (L)	1.0	4	5	5	0	2	2
Nathan, Joe	1.0	0	0	0	0	0	0
Price, David	1.0	0	0	0	0	0	0
Harrison, Matt	1.0	4	3	3	1	0	0
Weaver, Jered	1.0	0	0	0	0	1	0
Sale, Chris	1.0	2	0	0	0	0	1
Cook, Ryan	1.0	0	0	0	0	0	2
Johnson, Jim	1.0	0	0	0	0	0	1
Rodney, Fernando	1.0	0	0	0	0	0	0
Totals	9.0	10	8	8	1	3	6

Umpires: Gerry Davis, Jim Joyce, Brian Runge, Tony Randazzo, Lance

Barksdale, Brian Knight.

Time of Game: 2:59 Attendance: 40,933

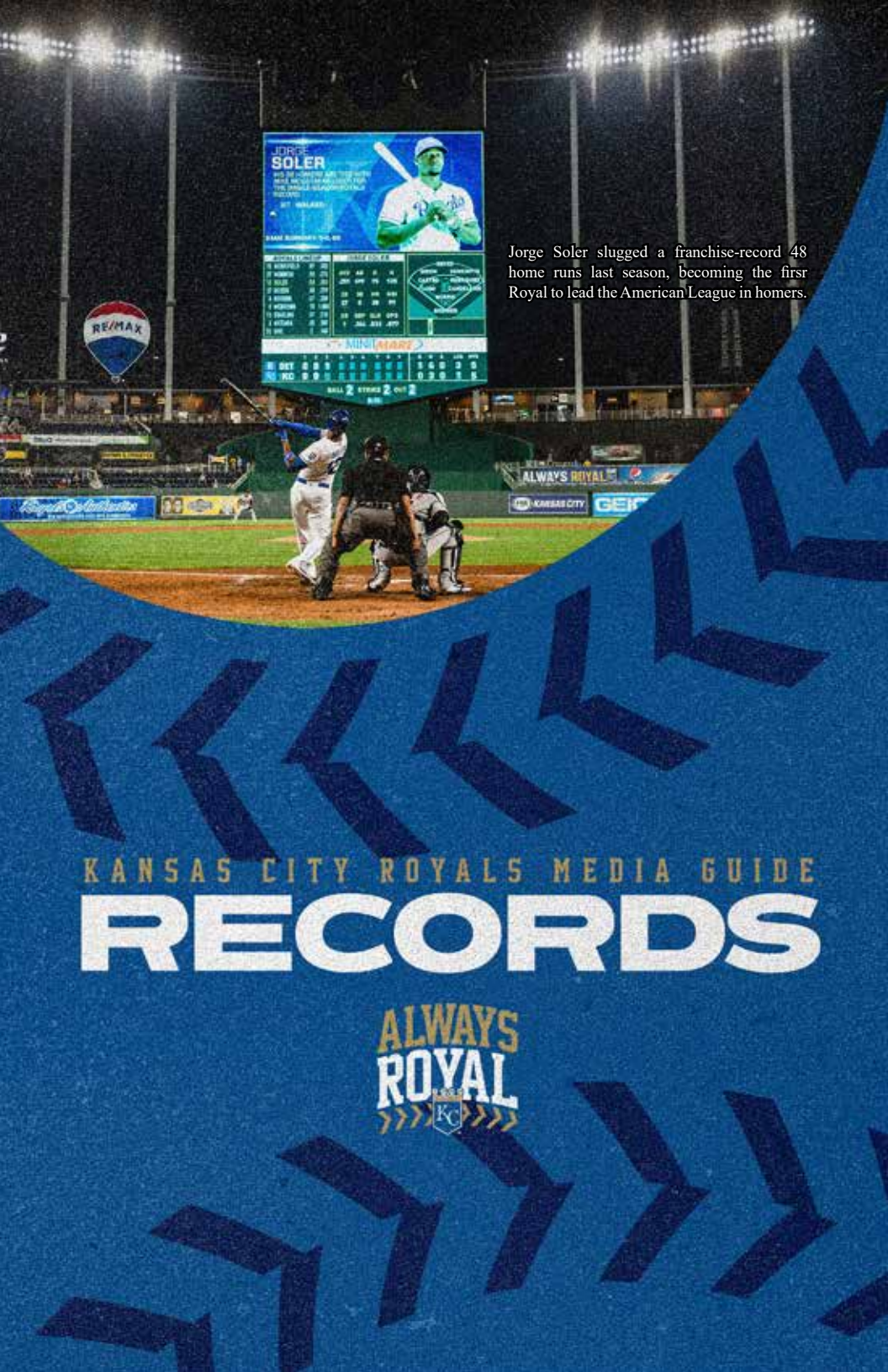




JORGE SOLER
OF
BORN: 10/18/1988
HEIGHT: 6'0"
WEIGHT: 185
BATS: R
THROWS: R

DATE	TEAM	AB	R	H	RBI
10/18/18	SEA	4	1	1	0
10/19/18	SEA	4	1	1	0
10/20/18	SEA	4	1	1	0
10/21/18	SEA	4	1	1	0
10/22/18	SEA	4	1	1	0
10/23/18	SEA	4	1	1	0
10/24/18	SEA	4	1	1	0
10/25/18	SEA	4	1	1	0
10/26/18	SEA	4	1	1	0
10/27/18	SEA	4	1	1	0
10/28/18	SEA	4	1	1	0
10/29/18	SEA	4	1	1	0
10/30/18	SEA	4	1	1	0
10/31/18	SEA	4	1	1	0
11/01/18	SEA	4	1	1	0
11/02/18	SEA	4	1	1	0
11/03/18	SEA	4	1	1	0
11/04/18	SEA	4	1	1	0
11/05/18	SEA	4	1	1	0
11/06/18	SEA	4	1	1	0
11/07/18	SEA	4	1	1	0
11/08/18	SEA	4	1	1	0
11/09/18	SEA	4	1	1	0
11/10/18	SEA	4	1	1	0
11/11/18	SEA	4	1	1	0
11/12/18	SEA	4	1	1	0
11/13/18	SEA	4	1	1	0
11/14/18	SEA	4	1	1	0
11/15/18	SEA	4	1	1	0
11/16/18	SEA	4	1	1	0
11/17/18	SEA	4	1	1	0
11/18/18	SEA	4	1	1	0
11/19/18	SEA	4	1	1	0
11/20/18	SEA	4	1	1	0
11/21/18	SEA	4	1	1	0
11/22/18	SEA	4	1	1	0
11/23/18	SEA	4	1	1	0
11/24/18	SEA	4	1	1	0
11/25/18	SEA	4	1	1	0
11/26/18	SEA	4	1	1	0
11/27/18	SEA	4	1	1	0
11/28/18	SEA	4	1	1	0
11/29/18	SEA	4	1	1	0
11/30/18	SEA	4	1	1	0
12/01/18	SEA	4	1	1	0
12/02/18	SEA	4	1	1	0
12/03/18	SEA	4	1	1	0
12/04/18	SEA	4	1	1	0
12/05/18	SEA	4	1	1	0
12/06/18	SEA	4	1	1	0
12/07/18	SEA	4	1	1	0
12/08/18	SEA	4	1	1	0
12/09/18	SEA	4	1	1	0
12/10/18	SEA	4	1	1	0
12/11/18	SEA	4	1	1	0
12/12/18	SEA	4	1	1	0
12/13/18	SEA	4	1	1	0
12/14/18	SEA	4	1	1	0
12/15/18	SEA	4	1	1	0
12/16/18	SEA	4	1	1	0
12/17/18	SEA	4	1	1	0
12/18/18	SEA	4	1	1	0
12/19/18	SEA	4	1	1	0
12/20/18	SEA	4	1	1	0
12/21/18	SEA	4	1	1	0
12/22/18	SEA	4	1	1	0
12/23/18	SEA	4	1	1	0
12/24/18	SEA	4	1	1	0
12/25/18	SEA	4	1	1	0
12/26/18	SEA	4	1		

RECORDS



ALL-TIME CLUB STANDINGS

Year	Division	Place	Won	Lost	Pct.	GB	Attendance	Postseason
1969	Western	4th	69	93	.426	28	902,183	
1970	Western	T4th	65	97	.401	33	693,047	
1971	Western	2nd	85	76	.528	16	910,784	
1972	Western	4th	76	78	.494	16.5	707,656	
1973	Western	2nd	88	74	.543	6	1,345,341	
1974	Western	5th	77	85	.475	13	1,173,292	
1975	Western	2nd	91	71	.562	7	1,151,836	
1976	Western	1st	90	72	.556	+2.5	1,680,265	Division Champs, lost to NY, 3-2
1977	Western	1st	102	60	.630	+8	1,852,603	Division Champs, lost to NY, 3-2
1978	Western	1st	92	70	.567	+5	2,255,493	Division Champs, lost to NY, 3-1
1979	Western	2nd	85	77	.525	3	2,261,845	
1980	Western	1st	97	65	.599	+14	2,288,714	AL Champs, def. NY, 3-0, lost to PHI, 4-2
1981	Western	4th	50	53	.485	11	1,279,403	lost to OAK, 3-0, in 1st Division Series playoff
1982	Western	2nd	90	72	.556	3	2,284,464	
1983	Western	2nd	79	83	.488	20	1,963,875	
1984	Western	1st	84	78	.519	+3	1,810,018	Division Champs, lost to DET, 3-0
1985	Western	1st	91	71	.562	+1	2,162,717	World Series Champs, def. STL, 4-3
1986	Western	T3rd	76	86	.469	16	2,320,764	
1987	Western	2nd	83	79	.512	2	2,392,471	
1988	Western	3rd	84	77	.522	19.5	2,350,181	
1989	Western	2nd	92	70	.568	7	2,477,700	
1990	Western	6th	75	86	.466	27.5	2,244,956	
1991	Western	6th	82	80	.506	13	2,161,537	
1992	Western	T5th	72	90	.444	24	1,867,689	
1993	Western	3rd	84	78	.519	10	1,934,578	
1994	Central	3rd	64	51	.557	4	1,400,494	
1995	Central	2nd	70	74	.486	30	1,233,296	
1996	Central	5th	75	86	.466	24	1,436,007	
1997	Central	5th	67	94	.416	19	1,517,638	
1998	Central	3rd	72	89	.447	16.5	1,494,875	
1999	Central	4th	64	97	.398	32.5	1,506,068	
2000	Central	4th	77	85	.475	18.0	1,677,915	
2001	Central	5th	65	97	.401	26.0	1,536,371	
2002	Central	4th	62	100	.383	32.5	1,323,034	
2003	Central	3rd	83	79	.512	7.0	1,774,535	
2004	Central	5th	58	104	.358	33.5	1,661,482	
2005	Central	5th	56	106	.346	43.0	1,371,181	
2006	Central	5th	62	100	.377	34.0	1,372,638	
2007	Central	5th	69	93	.426	27.0	1,616,867	
2008	Central	4th	75	87	.463	13.5	1,578,922	
2009	Central	T4th	65	97	.401	21.5	1,797,887	
2010	Central	5th	67	95	.414	27.0	1,615,326	
2011	Central	4th	71	91	.438	24.0	1,724,370	
2012	Central	3rd	72	90	.444	16.0	1,739,821	
2013	Central	3rd	86	76	.531	7.0	1,750,754	
2014	Central	2nd	89	73	.549	1.0	1,956,482	AL Champs, Wild Card qualifier, lost to SF 4-3
2015	Central	1st	95	67	.586	+12.0	2,708,549	World Series Champs, def. NYM, 4-1
2016	Central	3rd	81	81	.500	13.5	2,557,712	
2017	Central	3rd	80	82	.494	22.0	2,220,370	
2018	Central	5th	58	104	.358	33.0	1,665,107	
2019	Central	4th	59	103	.364	42.0	1,479,659*	
Totals			3,901	4,222	.480	--	88,190,772	

*Includes 25,454 for June 13 'home' game in Omaha





HOME/ROAD RECORD			GRASS/TURF RECORD			EXTRA INNINGS RECORD		
Year	Home	Road	Year	Grass	Turf	Year	Record	Pct.
1969	36-45	33-48	1969	69-93	---	1969	7-12	.368
1970	35-44	30-53	1970	65-97	---	1970	14-8	.636
1971	44-37	41-39	1971	85-76	---	1971	2-7	.222
1972	44-33	32-45	1972	76-78	---	1972	5-10	.333
1973	48-33	40-41	1973	40-41	48-33	1973	9-5	.643
1974	40-41	37-44	1974	37-44	40-41	1974	10-11	.476
1975	51-30	40-41	1975	40-41	51-30	1975	12-5	.706
1976	49-32	41-40	1976	41-40	49-32	1976	13-7	.650
1977	55-26	47-34	1977	36-32	66-28	1977	9-6	.600
1978	56-25	36-45	1978	28-41	64-29	1978	7-5	.583
1979	46-35	39-42	1979	31-37	54-40	1979	9-6	.600
1980	49-32	48-33	1980	42-27	55-38	1980	8-6	.571
1981	19-28	31-25	1981	24-20	26-33	1981	2-5	.286
1982	56-25	34-47	1982	27-35	63-37	1982	7-3	.700
1983	45-36	34-47	1983	26-36	53-47	1983	5-5	.500
1984	44-37	40-41	1984	32-30	52-48	1984	6-5	.545
1985	50-32	41-39	1985	32-29	59-42	1985	11-7	.611
1986	45-36	31-50	1986	25-37	51-49	1986	6-10	.375
1987	46-35	37-44	1987	28-34	55-45	1987	5-3	.625
1988	44-36	40-41	1988	32-30	52-47	1988	5-5	.500
1989	55-26	37-44	1989	25-37	67-33	1989	11-6	.647
1990	45-36	30-50	1990	22-39	53-47	1990	5-4	.556
1991	40-41	42-39	1991	31-31	51-49	1991	11-8	.579
1992	44-37	28-53	1992	22-40	50-50	1992	4-10	.286
1993	43-38	41-40	1993	31-31	53-47	1993	8-6	.571
1994	35-24	29-27	1994	21-22	43-29	1994	6-5	.545
1995	35-37	35-37	1995	60-66	10-8	1995	7-6	.538
1996	37-43	38-43	1996	66-76	9-10	1996	10-6	.625
1997	33-47	34-47	1997	55-83	12-11	1997	7-8	.467
1998	29-51	43-38	1998	53-80	19-9	1998	7-5	.583
1999	33-47	31-50	1999	55-83	9-14	1999	5-10	.333
2000	42-39	35-46	2000	68-75	9-10	2000	7-8	.467
2001	35-46	30-51	2001	59-86	6-11	2001	6-7	.462
2002	37-44	25-56	2002	55-89	7-11	2002	7-12	.368
2003	40-40	43-39	2003	75-70	8-9	2003	5-4	.556
2004	33-47	25-57	2004	54-90	4-14	2004	4-7	.364
2005	34-47	22-59	2005	52-91	4-15	2005	4-8	.333
2006	34-47	28-53	2006	57-90	5-10	2006	6-6	.500
2007	35-46	34-47	2007	62-84	7-9	2007	5-8	.385
2008	38-43	37-44	2008	70-75	5-12	2008	7-6	.538
2009	33-48	32-49	2009	59-84	6-13	2009	6-3	.667
2010	38-43	29-52	2010	64-91	3-4	2010	10-8	.556
2011	40-41	31-50	2011	69-86	2-5	2011	10-8	.556
2012	37-44	35-46	2012	69-86	3-4	2012	8-7	.533
2013	44-37	42-39	2013	82-73	4-3	2013	11-4	.733
2014	42-39	47-34	2014	85-70	4-3	2014	5-7	.417
2015	51-30	44-37	2015	92-63	3-4	2015	10-6	.625
2016	47-34	34-47	2016	79-76	2-5	2016	7-3	.700
2017	43-38	37-44	2017	75-80	5-2	2017	4-7	.364
2018	32-49	26-55	2018	58-97	0-7	2018	5-8	.385
2019	31-50	28-53	2019	57-98	2-5	2019	4-9	.308
Totals	2,097-1,957	1,804-2,265	Totals	2,598-3,140	1,303-1,082	Totals	365-341	.517
Home Pct: (.520); Road pct: (.445)			Grass Pct: (.455); Turf Pct: (.547)					
Note:Royals home games played on artificial turf from 1973-1994								

YEAR-BY-YEAR BATTING

YEAR	AVG	AB	R	H	2B	3B	HR	RBI	SH	SF	SB	CS
1969	.240	5462	586	1311	179	32	98	538	57	38	129	70
1970	.244	5503	611	1341	202	41	97	572	63	27	97	53
1971	.250	5295	603	1323	225	40	80	573	45	59	130	46
1972	.255	5167	580	1317	220	26	78	547	72	38	85	44
1973	.261	5508	755	1440	239	40	114	703	49	47	105	69
1974	.259	5582	667	1448	232	42	89	623	56	43	146	76
1975	.261	5491	710	1431	263	58	118	667	68	51	155	75
1976	.269	5540	713	1490	259	57	65	656	71	71	218	106
1977	.277	5594	822	1549	299	77	146	773	49	58	170	87
1978	.268	5474	743	1469	305	59	98	695	55	72	216	84
1979	.282	5653	851	1596	286	79	116	791	57	76	207	76
1980	.286	5714	809	1633	266	59	115	766	34	63	185	43
1981	.267	5560	397	952	169	29	61	381	28	35	100	53
1982	.285	5629	784	1603	295	58	132	746	32	49	133	48
1983	.271	5598	696	1515	273	54	109	653	32	33	182	47
1984	.268	5543	673	1487	269	52	117	639	41	55	106	62
1985	.252	5500	687	1384	261	49	154	657	44	41	128	48
1986	.252	5561	654	1403	264	45	137	618	24	33	97	46
1987	.262	5499	715	1443	239	40	168	677	34	42	125	43
1988	.259	5469	704	1419	275	40	121	671	46	51	137	54
1989	.261	5475	690	1428	227	41	101	653	42	50	154	51
1990	.267	5488	707	1465	316	44	100	660	31	54	107	62
1991	.264	5584	727	1475	290	41	117	689	53	47	119	68
1992	.256	5501	610	1411	284	42	75	568	45	46	131	71
1993	.263	5522	675	1455	294	35	125	641	48	51	100	75
1994	.269	5911	574	1051	211	38	100	538	32	38	140	62
1995	.260	4903	629	1275	240	35	119	578	66	39	120	53
1996	.267	5542	746	1477	286	38	123	689	66	49	195	85
1997	.264	5599	747	1478	256	35	158	711	51	42	130	66
1998	.263	5546	714	1459	274	40	134	686	45	65	135	50
1999	.282	5624	856	1584	294	52	151	800	46	56	127	39
2000	.288	5709	879	1644	281	27	150	831	56	70	121	35
2001	.266	5643	729	1503	277	37	152	691	36	47	100	42
2002	.256	5535	737	1415	285	42	140	695	44	51	140	65
2003	.274	5568	836	1526	288	39	162	781	63	57	120	42
2004	.259	5538	720	1432	261	29	150	675	40	38	67	48
2005	.263	5503	701	1445	289	34	126	653	46	50	53	33
2006	.271	5589	757	1515	335	37	124	718	52	48	65	34
2007	.261	5534	706	1447	300	46	102	660	41	47	78	44
2008	.269	5608	691	1507	303	28	120	650	32	36	79	38
2009	.259	5532	686	1432	276	51	144	657	38	32	88	29
2010	.274	5604	676	1534	279	31	121	640	45	53	115	50
2011	.275	5672	730	1560	325	41	129	705	55	57	153	58
2012	.265	5636	676	1492	295	37	131	643	26	41	132	38
2013	.260	5549	648	1443	254	34	112	620	37	42	153	32
2014	.263	5545	651	1456	286	29	95	604	33	47	153	36
2015	.269	5575	724	1497	300	42	139	689	34	47	104	34
2016	.261	5552	675	1450	264	33	147	640	38	34	121	35
2017	.259	5536	702	1436	260	24	193	660	17	37	91	31
2018	.245	5505	638	1350	283	29	155	606	24	40	117	38
2019	.247	5496	691	1356	281	40	162	655	24	42	117	39


Team records in **bold**.



YEAR-BY-YEAR PITCHING

YEAR	ERA	CG	SHO	SV	IP	H	R	ER	HR	HB	BB	SO	WP
1969	3.72	42	10	25	1464.2	1357	688	605	136	25	560	894	52
1970	3.78	30	11	25	1463.2	1346	705	615	138	34	641	915	56
1971	3.25	34	15	44	1420.1	1301	566	513	84	36	496	775	41
1972	3.24	44	16	28	1381.1	1293	545	497	85	30	405	801	37
1973	4.19	40	7	41	1449.1	1521	752	675	114	33	617	790	43
1974	3.51	54	13	17	1471.2	1477	662	574	91	30	482	731	42
1975	3.47	52	11	25	1456.2	1422	649	561	108	30	498	815	40
1976	3.21	41	12	35	1472.1	1356	611	525	83	31	493	735	29
1977	3.52	41	15	42	1460.2	1377	651	571	110	36	499	850	56
1978	3.44	53	14	33	1439.0	1350	634	550	108	34	478	657	37
1979	4.45	42	7	27	1448.1	1477	816	716	165	28	536	640	40
1980	3.83	37	10	42	1459.1	1496	694	621	129	19	465	614	35
1981	3.56	24	8	24	922.1	909	405	365	75	20	273	404	13
1982	4.08	16	12	45	1431.0	1443	717	649	163	26	471	650	43
1983	4.25	19	8	49	1437.2	1535	767	679	133	27	471	593	40
1984	3.92	18	9	50	1444.0	1426	686	629	136	27	433	724	31
1985	3.49	27	11	41	1461.0	1433	639	566	103	28	463	846	43
1986	3.82	24	13	31	1440.2	1413	673	612	121	38	479	888	43
1987	3.86	44	11	26	1424.0	1424	691	610	128	36	548	923	54
1988	3.65	29	12	32	1428.1	1415	648	580	102	33	465	886	55
1989	3.55	27	13	38	1451.2	1415	635	572	86	25	455	978	56
1990	3.93	18	8	33	1420.2	1449	709	621	116	46	560	1006	59
1991	3.92	17	12	41	1466.0	1473	722	639	105	43	529	1004	47
1992	3.81	9	12	44	1447.1	1426	667	613	106	39	512	834	42
1993	4.04	16	6	48	1445.1	1379	694	649	105	44	571	985	76
1994	4.23	5	6	38	1031.2	1018	532	485	95	33	392	717	60
1995	4.49	11	10	37	1288.0	1323	691	642	142	38	503	763	45
1996	4.55	17	8	35	1450.0	1563	786	733	176	56	460	926	56
1997	4.70	11	5	29	1443.0	1530	820	753	186	54	531	961	62
1998	5.15	6	5	46	1436.1	1590	899	822	196	60	568	999	72
1999	5.35	11	3	29	1420.2	1607	921	844	202	68	643	831	60
2000	5.48	10	6	29	1439.1	1585	930	876	239	42	693	927	77
2001	4.87	5	1	30	1440.0	1537	858	779	209	61	576	911	73
2002	5.21	12	6	30	1441.0	1587	891	834	212	52	572	909	68
2003	5.05	7	10	36	1438.2	1569	867	808	190	66	566	865	60
2004	5.15	6	3	25	1420.1	1638	905	813	208	56	518	887	60
2005	5.49	4	4	25	1413.1	1640	935	862	178	74	580	924	69
2006	5.65	3	5	35	1426.1	1648	971	896	213	60	637	904	85
2007	4.48	2	6	36	1437.1	1547	778	716	168	41	520	993	56
2008	4.48	2	8	44	1445.2	1473	781	720	159	41	515	1085	68
2009	4.83	10	9	34	1426.0	1486	842	765	166	51	600	1153	89
2010	4.97	7	3	44	1436.2	1553	845	794	176	47	551	1035	55
2011	4.44	2	6	37	1451.1	1487	762	716	163	58	557	1080	69
2012	4.30	2	12	44	1451.1	1504	746	693	163	60	542	1177	49
2013	3.45	5	12	52	1448.1	1366	601	555	155	41	469	1208	60
2014	3.51	3	14	53	1450.2	1386	624	565	128	56	440	1168	58
2015	3.73	2	8	56	1452.0	1372	641	601	155	52	489	1160	62
2016	4.21	3	7	41	1440.0	1433	712	674	206	60	517	1287	55
2017	4.61	1	6	39	1437.2	1480	791	737	196	52	519	1216	48
2018	4.94	2	8	33	1432.0	1542	833	786	205	51	549	1157	68
2019	5.20	1	7	37	1425.0	1525	869	824	221	81	582	1230	59

Team records in **bold**.



Dennis Leonard led the 1976 Royals pitching staff that set the franchise record for ERA and innings.



Greg Holland notched 32 of Kansas City's club record 56 saves during the 2015 season.

YEAR-BY-YEAR FIELDING

YEAR	PCT.	G	PO	A	E	TC	DP	PB
1969	.975	163	4394	1659	157	6210	114	17
1970	.976	162	4391	1708	152	6251	162	16
1971	.979	161	4261	1807	132	6200	178	11
1972	.981	154	4144	1762	116	6022	164	17
1973	.974	162	4353	1912	167	6432	192	8
1974	.976	162	4415	1875	152	6442	166	29
1975	.976	162	4370	1831	155	6356	151	13
1976	.978	162	4417	1858	139	6414	147	9
1977	.978	162	4382	1788	137	6307	145	13
1978	.976	162	4317	1676	150	6143	153	11
1979	.977	162	4345	1777	145	6267	160	15
1980	.978	162	4378	1820	141	6339	150	15
1981	.982	103	2767	1100	72	3939	94	7
1982	.979	162	4293	1743	127	6163	140	6
1983	.974	163	4313	1816	165	6294	178	4
1984	.979	162	4332	1860	131	6323	157	3
1985	.980	162	4383	1907	127	6417	160	10
1986	.980	162	4322	1757	123	6202	153	16
1987	.979	162	4272	1853	131	6256	151	17
1988	.980	161	4285	1714	124	6123	147	12
1989	.982	162	4355	1761	114	6230	139	12
1990	.980	161	4262	1598	122	5982	161	13
1991	.980	162	4398	1694	125	6217	141	11
1992	.980	162	4342	1748	122	6212	164	14
1993	.984	162	4336	1709	97	6142	150	14
1994	.982	115	3095	1253	80	4428	102	5
1995	.984	144	3864	1660	90	5614	168	11
1996	.982	161	4350	1704	111	6165	184	11
1997	.985	161	4329	1630	91	6050	168	14
1998	.980	161	4309	1689	125	6123	172	11
1999	.980	161	4262	1727	125	6114	188	10
2000	.983	162	4318	1751	102	6171	185	7
2001	.981	162	4320	1801	117	6238	204	10
2002	.979	162	4323	1702	130	6155	153	8
2003	.982	162	4316	1704	108	6128	143	8
2004	.978	162	4261	1635	131	6027	169	17
2005	.979	162	4240	1646	125	6011	163	5
2006	.984	162	4279	1660	98	6037	189	10
2007	.982	162	4312	1553	106	5971	160	5
2008	.984	162	4337	1548	96	5981	159	8
2009	.981	162	4278	1569	116	5963	159	14
2010	.980	162	4310	1588	121	6019	138	11
2011	.985	162	4354	1700	95	6149	149	8
2012	.981	162	4354	1622	113	6089	171	11
2013	.986	162	4345	1520	85	5950	136	6
2014	.983	162	4352	1512	104	5968	122	6
2015	.985	162	4356	1611	88	6055	138	5
2016	.984	162	4320	1526	94	5940	134	7
2017	.987	162	4313	1524	79	5916	145	11
2018	.987	162	4296	1529	77	5902	142	10
2019	.988	162	4275	1505	73	5853	152	10



Seven-time Rawlings Gold Glove winner Alex Gordon has helped Kansas City set the franchise record for fielding percentage in each of the last three seasons.



Third baseman Joe Randa helped the 2001 club set the Royals record for double plays turned in a season.

CLUB RECORDS

(Does not include strike-shortened season yearly totals)

Best Record, Overall	102-60	1977
Worst Record, Overall	56-106	2005
Most Games Won	102	1977
Most Games Lost	106	2005
Highest Winning Percentage	.630	1977
Lowest Winning Percentage	.346	2005
Best Record, Home	56-25 (2x)	1978, 1982
Worst Record, Home	29-51	1998
Best Record, Away	48-33	1980
Worst Record, Away	22-59	2005
Wins Over One Club, Home	9	Minnesota (2016)
Losses to One Club, Home	9	Detroit (2006)
Wins Over One Club, Away	8 (5x)	Chicago (1973)
		California (1975)
		Cleveland (2003)
		Minnesota (2013)
		Chicago (2014)
		Cleveland (2016)
Losses to One Club, Away	9	Cleveland (2016)
Most Total Wins Over One Club	15 (2x)	Minnesota (2013, 2016)
Most Total Losses to One Club	14 (5x)	Chicago (2001)
		Minnesota (2002)
		Detroit (2006)
		Cleveland (2016)
		Minnesota (2019)
Most Shutouts Participated	33	1971
Most Shutouts Won	16	1972
Most Shutouts Lost	18 (2x)	1971, 1989
Most Shutouts Won, Home	12	1972
Most Shutouts Lost, Home	9	1971
Most Shutouts Won, Away	10	2014
Most Shutouts Lost, Away	10 (2x)	1972, 1989
Most Shutouts Over One Team	5	Milwaukee (1974)
Most Shutouts by Opponent	6	Cleveland (2017)
Best Winning Percentage, Season Series	1.000	Baltimore (12-0) (1988)
Most One-Run Games Played	70	1993
Most One-Run Games Won	38	1993
Fewest One-Run Games Won	11 (2x)	1999, 2001
Most One-Run Games Lost	33	1970
Fewest One-Run Games Lost	12	1980
Most One-Run Victories, Home	21 (2x)	1977, 1993
Fewest One-Run Victories, Home	2	2009
Most One-Run Victories, Away	17	1993
Fewest One-Run Victories, Away	1	2001
Most One-Run Losses, Home	16 (2x)	1993, 2005
Fewest One-Run Losses, Home	4 (2x)	2001, 2004
Most One-Run Losses, Away	21 (2x)	1970, 1992
Fewest One-Run Losses, Away	6	1980
Best Homestand (9+ games)	8-1 (2x)	Sept. 14-21, 1977
		July 19-27, 1978
Fewer than 9 games	8-0	Sept. 2-8, 1985
	7-0	June 2-8, 1988
	6-0 (2x)	July 22-28, 1985
		May 27-June 1, 2016
Worst Homestand (10+ games)	0-10	April 13-23, 2012
9 games or less	0-8 (2x)	Aug. 5-14, 2005
		June 12-20, 2018
Most Games Won, Homestand	12	July 25-Aug. 7, 1994 (12-2)
Most Games Lost, Homestand	11	Aug. 26-Sept. 8, 1974 (2-11)
Best Trip	7-0	Sept. 5-11, 1977
Fewer than 7 games	3-0 (7x)	April 13-15, 1973
		April 7-10, 1977
		May 25-27, 1979
		Aug. 18-20, 1980
		Aug. 25-27, 1980
		Sept. 28-30, 1981
		July 28-30, 2008

SINGLE SEASON RECORDS (CONT.)

Worst Trip (7+ games)	0-9 (3x)	June 27-July 6, 1986
		April 14-23, 2000
		April 11-19, 2006
Fewer than 7 games	0-6 (8x)	April 18-23, 1972
		Sept. 22-28, 1980
		April 6-12, 1992
		June 30-July 6, 1997
		July 23-28, 2002
		May 24-29, 2005
		May 12-18, 2006
		April 22-28, 2011
Most Games Won, Trip	10	Aug. 29-Sept. 10, 1975 (10-5)
Most Games Lost, Trip	11	Aug. 28-Sept. 9, 1990 (2-11)
Most Extra-Inning Games, Played	22	1970
Most Extra-Inning Games, Won	14	1970
Most Extra-Inning Games, Lost	12 (2x)	1969, 2002
Best Extra-Inning Record	11-4	2013
Most Doubleheaders Won	7 (2x)	1970, 1971
Best Doubleheader Record	5-1-3	1973
Most 1-0 Victories	5	1972
Most 1-0 Losses	4 (3x)	1971, 1989, 1992
Most Wins vs. RHP Starters	72	1977
Most Losses vs. RHP Starters	80	1999
Most Wins vs. LHP Starters	37	1980
Most Losses vs. LHP Starters	38	2005
Most Players Used, Season	58	2004
Fewest Players Used, Season	31	1994
Most Pitchers Used, Season	31	2006
Fewest Pitchers Used, Season	13 (4x)	1974, 1977, 1984, 1986

CLUB BATTING

Highest Batting Average288	2000
Lowest Batting Average240	1969
Most At Bats	5,714	1980
Fewest At Bats	5,295 in 161 games	1971
	5,167 in 154 games	1972
Most Runs	879	2000
Fewest Runs	586 in 163 games	1969
	580 in 154 games	1972
Most Opponent Runs	971	2006
Fewest Opponent Runs	566 in 161 games	1971
	545 in 154 games	1972
Most Total Bases	2,440	1977
Fewest Total Bases	1,848 in 163 games	1969
	1,823 in 154 games	1972
Most Hits	1,644	2000
Fewest Hits	1,311 in 163 games	1969
Most Singles	1,193	1980
Fewest Singles	873	2019
Most Doubles	335	2006
Fewest Doubles	179 in 163 games	1969
Most Triples	79	1979
Fewest Triples	24	2017
Most Home Runs	193	2017
Fewest Home Runs	65	1976
Most Home Runs, Home	88 (3x)	1997, 2002, 2017
Fewest Home Runs, Home	23	1971
Most Home Runs, Away	105	2017
Fewest Home Runs, Away	28	1976
Runs Batted In	831	2000
Highest Slugging Percentage436	1977
Lowest Slugging Percentage338	1969
Most Stolen Bases	218	1976
Most Times Caught Stealing	106	1976
Most Times Stole Home	9	1996
Most Times GDP	160	2017
Fewest Times GDP	95	1978
Most Sacrifice Hits	72	1972
Most Sacrifice Flies	76	1979
Most Grand Slams	7 (2x)	1991, 2004
Most Pinch Hit At Bats	236	1969
Most Pinch Hits	49	1991
Fewest Pinch Hits	5	2011
Most Pinch Hit RBI	33	1977
Best Pinch Hit Average303	1983
Most Pinch Hit Home Runs	6	1995

SINGLE SEASON RECORDS (CONT.)

Most DH Hits	205	1977
Fewest DH Hits	112	2017
Most DH RBI	136	1982
Best DH Average	.313 (2x)	1982, 1983
Most Strikeouts	1,405	2019
Fewest Strikeouts	644	1978
Most Walks	644	1973
Fewest Walks	380	2014
Most Runners LOB	1,209	1980
Fewest Runners LOB	1,005	2017
Most Times HBP	89	2007
Fewest Times HBP	21	1970

CLUB PITCHING

Lowest ERA	3.21	1976
Highest ERA	5.65	2006
Most Complete Games	54	1974
Fewest Complete Games	1 (2x)	2017, 2019
Most Strikeouts	1,287	2016
Fewest Strikeouts	593	1983
Most Walks	693	2000
Fewest Walks	433 in 162 games	1984
	405 in 154 games	1972
Games With No Walks	17 (2x)	1992, 1996
Most Hits	1,648	2006
Fewest Hits	1,301 in 161 games	1971
	1,293 in 154 games	1972
Most Runs	971	2006
Fewest Runs	566 in 161 games	1971
	545 in 154 games	1972
Most Saves	56	2015
Fewest Saves	17	1974

CLUB FIELDING

Highest Fielding Percentage	.988	2019
Lowest Fielding Percentage	.974 (2x)	1973, 1983
Fewest Errors	73	2019
Most Errors	167	1973
Most Double Plays	204	2001
Fewest Double Plays	114 in 163 games	1969
Most Errorless Games	103	2019
Fewest Passed Balls	3	1984

INDIVIDUAL BATTING

Highest Average	.390	George Brett (1980)
Highest Slugging Percentage	.664	George Brett (1980)
Most Games Played	162 (10x)	Al Cowens (1977)
		Hal McRae (1977)
		Carlos Beltran (2002)
		Billy Butler (2013)
		Alcides Escobar (2014, 2016, 2017)
		Eric Hosmer (2017)
		Whit Merrifield (2019)
		Jorge Soler (2019)
Most Games Played by Rookie	161	Kevin Seitzer (1987)
Most At Bats	705	Willie Wilson (1980)
Most Plate Appearances	745	Willie Wilson (1980)
Most Runs	136	Johnny Damon (2000)
Most Hits	230	Willie Wilson (1980)
RH Batter	207	Kevin Seitzer (1987)
LH Batter	215	George Brett (1976)
Switch Hitter	230	Willie Wilson (1980)
At Home	121	George Brett (1979)
On Road	120	Willie Wilson (1980)
Most Total Bases	363	George Brett (1979)
Most Singles	184	Willie Wilson (1980)
Most Doubles	54	Hal McRae (1977)
Most Triples	21	Willie Wilson (1985)
Most Home Runs:		
RH Batter	48	Jorge Soler (2019)
LH Batter	38	Mike Moustakas (2017)
Home	21 (3x)	Chili Davis (1997)
		Dean Palmer (1998)
		Jorge Soler (2019)
Road	27	Jorge Soler (2019)

SINGLE SEASON RECORDS (CONT.)

Most Extra-Inning Home Runs	3	Raul Ibanez (2002)
Most Grand Slams	3 (2x)	Danny Tartabull (1988) Yuniesky Betancourt (2010)
Most RBI	144	Mike Sweeney (2000)
Most Multi-Hit Games	71	Willie Wilson (1980)
Most Games, 3+ Hits	29	George Brett (1976)
Most Games, 4+ Hits	9	Johnny Damon (2000)
Best Pinch Hit Average (min. 10 at bats)	.550	Kevin Seitzer (11-for-20) (1991)
Most Pinch Hits	15	Hal McRae (1986)
Most Stolen Bases	83	Willie Wilson (1979)
Most Strikeouts	178	Jorge Soler (2019)
Fewest Strikeouts (min. 502 plate appearances)	22	George Brett (1980)
Most Walks	122	John Mayberry (1973)
Most Intentional Walks	31	George Brett (1985)
Most Sacrifice Hits	21	Tom Goodwin (1996)
Most Sacrifice Flies	13 (3x)	Darrell Porter (1979) Dean Palmer (1998)
		Mike Sweeney (2000)
Most Times HBP	23	David DeJesus (2007)
Most Times GDP	32	Billy Butler (2010)
Fewest Times GDP (min. 500 at bats)	1	Willie Wilson (1979)

INDIVIDUAL FIELDING

Double Plays by Position:

First Baseman	156	John Mayberry (1973)
Second Baseman	123	Frank White (1983)
Shortstop	115	Fred Patek (1973)
Third Baseman	41	Mike Moustakas (2012)
Outfielder	7 (2x)	Mark Teahen (2007) Melky Cabrera (2011)
Catcher	15	Darrell Porter (1979)
Pitcher	9	Dick Drago (1971)

Assists:

Pitcher	55	Charlie Leibrandt (1987)
Catcher	90	Salvador Perez (2015)
First Baseman	147	Jeff King (1997)
Second Baseman	490	Frank White (1985)
Third Baseman	373	George Brett (1979)
Shortstop	510	Freddie Patek (1972)
Outfielder	20	Alex Gordon (2011)

INDIVIDUAL PITCHING

Games	84	Dan Quisenberry (1985)
Games by Rookie	76	Kelvin Herrera (2012)
Complete Games	21	Dennis Leonard (1977)
Starts	40	Dennis Leonard (1978)
Games Finished	76	Dan Quisenberry (1985)
Shutouts	6	Roger Nelson (1972)
Wins	23	Bret Saberhagen (1989)
Wins vs. One Club	5 (2x)	Paul Splittorff vs. Chicago (5-0) (1973) Steve Busby vs. California (5-0) (1974)
Relief Wins	12	Dan Quisenberry (1980)
Win Percentage, Starter	.821	Bret Saberhagen (23-5) (1989)
Losses	19 (2x)	Paul Splittorff (1974) Darrell May (2004)
Innings Pitched	294.2	Dennis Leonard (1978)
Most Runs Allowed	140	Jose Lima (2005)
Most Earned Runs Allowed	131	Jose Lima (2005)
Most Hits Allowed	284	Steve Busby (1974)
Most Walks Allowed	120	Mark Gubicza (1987)
Complete Games, No Walks	5 (2x)	Dick Drago (1971) Paul Byrd (2002)
Most Strikeouts	244	Dennis Leonard (1977)
Best ERA, Starter	2.08	Bret Saberhagen (1989)
Best ERA, Reliever	0.94	Wade Davis (2015)
Most HR Allowed	38	Darrell May (2004)
Most Saves	47	Greg Holland (2013)
Most Saves by Rookie	27	Mike MacDougal (2003)
Most Saves vs. One Club	8 (3x)	Jeff Montgomery vs. Milwaukee (1991) Greg Holland vs. Detroit (2013) Wade Davis vs. Chicago (2016)
Most Hit Batsmen	15	Jakob Junis (2018)
Most Wild Pitches	18	Dan Reichert (2000)
Most Balks	7	Buddy Black (1982)

CLUB GENERAL

Players Used	27 (ML record for 9 innings)	at California, Sept. 10, 1969
Players Used by Opponent	27	at Minnesota, Sept. 29, 1970 (12 innings)
Players Used, Both Teams, 9 Innings	45	Arizona (24) at Kansas City (21), Oct. 1, 2017
Players Used, Both Teams, Extra Innings	49	Kansas City (22) at Minnesota (27), Sept. 29, 1970 (12 innings)
Longest Game, 9 Innings, Home	4:16	vs. Chicago, Sept. 16, 2014
Longest Game, 9 Innings, Away	4:05	at Minnesota, Sept. 22, 2019
Shortest Game, 9 Innings, Home	1:42	Seattle, Sept. 26, 1978
Shortest Game, Home	1:22	Minnesota, June 29, 1987 (5 innings)
Shortest Game, 9 Innings, Away	1:35	at Oakland, Sept. 28, 1971
Shortest Game, Away	0:48	at Baltimore, July 30, 1971 (4 1/2 innings)
Longest Game, Extra Innings, Home	6:28	Texas, June 6, 1991 (18 innings)
Longest Game, Extra Innings, Away	5:21	at St. Louis, June 20, 2007 (14 innings)
Shortest Game, Extra Innings, Home	2:17	Boston, June 11, 1979 (10 innings)
Shortest Game, Extra Innings, Away	2:01	at Chicago, Sept. 27, 1973 (10 innings)
Longest Game, Innings, Home	18 (2x)	Texas, May 17, 1972
		Texas, June 6, 1991
Longest Game, Innings, Away	16	at New York, Aug. 27, 1972 (2nd game)
Longest 1-0 Win	15 innings	vs. Minnesota, May 23, 1981
Longest 1-0 Loss	14 innings	at Cleveland, July 23, 1992
Largest Winning Margin	21 (26-5)	at Detroit, Sept. 9, 2004 (1st game)
Largest Losing Margin	18 (3x)	vs. Oakland, June 18, 2000 (3-21)
		vs. Minnesota, July 26, 2010 (1-19)
		vs. Cleveland, May 16, 2011 (1-19)
Largest Shutout Victory	16-0	vs. Oakland, June 25, 1984
Largest Shutout Loss	0-17 (2x)	vs. Detroit, July 19, 1991
		at Minnesota, Sept. 2, 2017

CLUB BATTING

Fewest At Bats (non-shortened game)	20	vs. Toronto, April 6, 1989
Runs Scored	26	at Detroit (5), Sept. 9, 2004 (1st game)
Runs Scored, Opponent	22	vs. Boston, April 12, 1994
Runs Scored, Both Teams	33	Boston (22) at Kansas City (11), April 12, 1994
Runs Scored, Two Players	10 (2x)	Joe Randa (6) and Angel Berroa (4)
		Joe Randa (6) and David DeJesus (4) at Detroit, Sept. 9, 2004 (1st game) (tied AL record)
Scored in Every Inning		vs. Oakland, Sept. 14, 1998
RBI	25	at Detroit, Sept. 9, 2004 (1st game)
RBI, Opponent	21	vs. Oakland, June 18, 2000
RBI, Both Teams	30 (2x)	Boston (19) at Kansas City (11), April 12, 1994
		Kansas City (25) at Detroit (5), Sept. 9, 2004 (1st game)
Hits	26	at Detroit, Sept. 9, 2004 (1st game)
Hits, Opponent	27	vs. Detroit, May 27, 2004
Hits, Both Teams	40 (2x)	Kansas City (20) at Minnesota (20), Sept. 29, 1970
		Kansas City (14) at New York (26), Aug. 27, 1972 (2nd game)
Singles	20	at Minnesota, June 24, 1990
Singles, Extra Innings	21	vs. Detroit, July 29, 1995 (16 innings)
Singles, Opponent	20	vs. Detroit, Sept. 6, 2013
Singles, Both Teams	36	Kansas City (18) at Minnesota (18), Sept. 29, 1970
Doubles	11	vs. New York, Aug. 11, 2003
Doubles, Opponent	8 (8x)	at Seattle, May 11, 1996
		at Seattle, May 12, 1996
		vs. New York, Aug. 11, 2003
		vs. Detroit, May 27, 2004
		vs. New York Mets, June 11, 2004
		vs. Toronto, July 20, 2010
		vs. Detroit, July 10, 2014
		vs. Boston, June 21, 2015
Doubles, Both Teams	19	New York (8) at Kansas City (11), Aug. 11, 2003 (AL Record)
Triples	5 (2x)	vs. Minnesota, Aug. 7, 1974 (2nd game)
		vs. Chicago, June 4, 1978
Triples, Opponent	3 (14x)	last: July 31, 2009 at Tampa Bay
Triples, Both Teams	6	Boston (4) at Kansas City (2), Aug. 24, 1971
Home Runs	6 (2x)	at Detroit, July 14, 1991
		at Seattle, May 21, 2003
Home Runs, Opponent	6 (11x)	at Boston, May 28, 1977
		vs. Texas, July 21, 1998
		vs. Minnesota, April 9, 2000
		vs. Tampa Bay, Aug. 10, 2002
		vs. Chicago, July 30, 2003
		at Seattle, Aug. 27, 2004
		vs. Tampa Bay, June 11, 2006
		vs. Oakland, May 10, 2007
		vs. Detroit, June 16, 2016
		at Detroit, Sept. 5, 2017
		vs. Chicago, March 29, 2018

SINGLE GAME RECORDS (CONT.)

Home Runs, Both Teams	9 (5x)	Kansas City (3) at Boston (6), May 28, 1977 Kansas City (6) at Detroit (3), July 14, 1991 Kansas City (3) vs. Minnesota (6), April 9, 2000 Kansas City (5) at Cleveland (4), June 30, 2001 Kansas City (3) at Seattle (6), Aug. 27, 2004
Back-to-Back-to-Back Home Runs, Both Teams		Kansas City vs. Minnesota, April 9, 2000
MIN: Ron Coomer, Jacque Jones, Matt Lecroy, 6th inning; KC: Carlos Beltrán, Jermaine Dye, Mike Sweeney, 8th inning (ML record)		
Extra Base Hits	12 (2x)	at Chicago, May 13, 1979 (9 2B, 1 3B, 2 HR) at Colorado, July 3, 2011 (9 2B, 3 HR)
Extra Base Hits, Opponent	13	vs. Boston, June 21, 2015 (8 2B, 2 3B, 3 HR)
Extra Base Hits, Both Teams	21	New York (10) at Kansas City (11), Aug. 11, 2003
Total Bases	40	at Detroit, July 14, 1991 (14 1B, 1 2B, 6 HR)
Total Bases, Opponent	41	vs. Detroit, May 27, 2004 (17 1B, 8 2B, 2 HR)
Hit by Pitch	5	at Texas, Sept. 3, 1989
HBP, Both Teams	7 (2x)	Kansas City (5) at Texas (2), Sept. 3, 1989 Kansas City (3) vs. Minnesota (4), April 13, 1971
Left on Base, 9 Innings	17 (2x)	at California, May 26, 1972 at Seattle, Sept. 15, 1984
LOB, Opponent, 9 Innings	18	vs. Cleveland, May 1, 1985
LOB, Both Teams, 9 Innings	28	Kansas City (15) at Chicago (13), April 21, 1974
Fewest LOB	0 (5x)	vs. Cleveland, July 18, 1970 at Detroit, July 6, 1990 vs. Chicago, July 14, 1996 at Pittsburgh, June 2, 2000 at Minnesota, July 30, 2007
Fewest LOB, Opponent	0 (15x)	last: vs. Baltimore, Aug. 24, 2015
Fewest LOB, Both Teams	3 (5x)	latest: at California, Sept. 9, 1985
LOB, Extra Innings	25	vs. Texas, June 6, 1991 (18 innings), Tied AL Record
LOB, Extra Innings, Opponent	20 (2x)	vs. Texas, June 6, 1991 (18 innings) at Cleveland, Sept. 29, 2012 (14 innings)
LOB, Extra Innings, Both Teams	45	Kansas City (25) vs. Texas (20), June 6, 1991 (18 innings) Tied ML Record
Fewest LOB, Extra Innings	2 (5x)	at Cleveland, May 10, 1995 (10 innings) at Toronto, April 21, 2010 (10 innings) vs. Texas, Sept. 22, 2013 (10 innings) vs. Cleveland, July 24, 2014 (14 innings) at Toronto, July 31, 2015 (11 innings) at Toronto, May 29, 2014 (10 innings)
Fewest LOB, Extra Innings, Opponent	1	at Toronto, May 29, 2014 (10 innings)
Fewest LOB, Extra Innings, Both Teams	5	Kansas City (2) at Toronto (3), April 21, 2010 (10 innings)
Pinch-Hitters Used	7 (2x)	vs. Seattle, Sept. 14, 1991 vs. California, Sept. 28, 1991
Designated Hitters Used	4 (4x)	last: vs. Minnesota, Sept. 29, 2016
Pinch-Runners Used	4 (2x)	vs. Oakland, Sept. 15, 1977 (1st game, 11 innings) at Baltimore, April 18, 1989 (13 innings)
Catchers Used, Extra Inning Game	4	vs. Chicago (Martinez, Taylor, Healy, Kirkpatrick), Sept 21, 1973 (12 innings, tied Major League record)
Catchers Used, Extra Innings, Both Clubs	6	Chicago (2) vs. Kansas City (4), Sept. 21, 1973 (12 innings, tied Major League record)
Strikeouts, 9 Innings	18	at Toronto, Aug. 25, 1998
Strikeouts Extra Innings	20	at New York Yankees, April 21, 2019 (10 innings)
Walks Received	15	at Chicago, Sept. 4, 1975
Intentional Walks Received, 9 Innings	3 (19x)	last: vs. Chicago, Aug. 17, 2012
Intentional Walks Received, Extra Innings	6	vs. Texas, June 6, 1991 (18 innings)
Stolen Bases	8	vs. Baltimore, Aug. 1, 1998

CLUB PITCHING

Pitchers Used, 9 Innings	9 (2x)	vs. Chicago White Sox, Sept. 16, 2014 vs. Chicago White Sox, March 29, 2018
Pitchers Used, Opponent, 9 Innings	8 (10x)	last: vs. Minnesota, Sept. 28, 2019
Pitchers Used, Extra Innings	9 (3x)	vs. Chicago, July 13, 2012 (14 innings) at Cleveland, Sept. 29, 2012 (14 innings) vs. Atlanta, May 15, 2016 (13 innings)
Pitchers Used, Extra Innings, Opponent	9 (3x)	vs. Chicago, July 13, 2012 (14 innings) at Cleveland, Sept. 29, 2012 (14 innings) vs. Minnesota, Sept. 27, 2016 (11 innings)
Pitchers Used, Both Teams, 9 Innings	15	Chicago (6) at Kansas City (9), Sept. 16, 2014
Pitchers Used, Extra Innings Both Teams	18 (2x)	Chicago (9) at Kansas City (9), July 13, 2012 (14 innings) Kansas City (9) at Cleveland (9), Sept. 29, 2012 (14 innings)
Strikeouts, 9 Innings	17 (2x)	vs. Cleveland, Sept. 16, 2013 at Tampa Bay, Aug. 1, 2016
Strikeouts, Extra Innings	17 (3x)	vs. Cleveland, May 2, 1970 (17 innings) vs. Chicago, May 25, 1986 (17 innings) vs. Atlanta, May 15, 2016 (13 innings)
Walks	14 (4x)	at Minnesota, Sept. 10, 1976 at New York, May 14, 1980 vs. Florida, June 10, 2002 (14 innings) vs. Minnesota, Aug. 5, 2006
Hit Batsmen	4 (7x)	last: vs. St. Louis, Aug. 12, 2018

CLUB FIELDING

Double Plays	6 (3x)	vs. Oakland, May 14, 1971
		at Baltimore, May 6, 1972
		vs. Toronto, April 30, 2009 (tied AL record)
Double Plays, Opponent	6 (2x)	vs. Oakland, Sept. 13, 1970 (1st game, 11 innings)
		at Cleveland, April 21, 2009 (tied AL record)
Double Plays, Both Teams	9	Oakland (3) at Kansas City (6), May 14, 1971
Triple Plays	1 (6x)	at Texas, Aug. 13, 1972
		at New York, May 3, 1985
		vs. Boston, July 4, 1988
		vs. Oakland, May 14, 1994
		at Baltimore, April 3, 1996
		vs. Tampa Bay, June 11, 2006
Triple Plays, Opponent	1 (5x)	at Baltimore, Aug. 6, 1969
		vs. California, June 26, 1970
		vs. Baltimore, June 3, 1977
		at Oakland, June 19, 1979
		vs. Toronto, April 20, 2012
Errors	8	at Oakland, May 13, 1974
Errors, Opponent	7 (2x)	at Texas, May 24, 1976
		at Oakland, July 24, 1976
Errors, Both Teams	9	Kansas City (2) at Texas (7), May 24, 1976

INDIVIDUAL BATTING

Hits	6 (3x)	Bob Oliver at California, May 4, 1969 (4 1B, 2B, HR)
		Kevin Seitzer vs. Boston, Aug. 2, 1987 (3 1B, 2B, 2 HR)
		Joe Randa at Detroit (1st game), Sept. 9, 2004 (5 1B, 2B) (all tied AL record)
Hits, Pitcher	3 (2x)	Paul Splittorff vs. Oakland, May 19, 1972
		Steve Busby at California, Sept. 20, 1972
Runs Scored	6	Joe Randa at Detroit, Sept. 9, 2004 (1st game) (tied ML record)
At Bats, 9 Innings	7 (2x)	Joe Randa at Detroit, Sept. 9, 2004 (1st game)
		Whit Merrifield at Detroit, July 26, 2017 (both tied AL record)
At Bats, Extra Innings	8 (13x)	
		last: Jose Offerman, Hal Morris and Dean Palmer, vs. Milwaukee, June 10, 1998 (15 innings)
Best Perfect Day	6-for-6 (2x)	Bob Oliver at California, May 4, 1969
		Kevin Seitzer vs. Boston, Aug. 2, 1987
Hit For Cycle	6x	Fred Patek at Minnesota, July 9, 1971
		John Mayberry vs. Chicago, Aug. 5, 1977
		George Brett vs. Baltimore, May 28, 1979 (2 HR)
		Frank White at California, Sept. 26, 1979
		Frank White vs. Detroit, Aug. 3, 1982
		George Brett at Toronto, July 25, 1990
Combined Hits and Runs	12	Joe Randa (6 hits, 6 runs) at Detroit, Sept. 9, 2004 (1st game)
Singles	5 (10x)	George Brett vs. California, Sept. 9, 1976 (10 innings)
		Hal McRae at Chicago, Aug. 2, 1980
		Hal McRae at Texas, May 29, 1982
		Willie Wilson at Baltimore, May 13, 1987 (12 innings)
		Kevin Seitzer at California, July 4, 1991
		Wally Joyner vs. Detroit, July 16, 1994
		Vince Coleman vs. Detroit, July 29, 1995 (16 innings)
		Joe Randa at Detroit, Sept. 9, 2004 (1st game)
		Angel Berroa vs. New York, Sept. 13, 2004
		Billy Butler vs. Seattle, Sept. 5, 2013 (13 innings)
Doubles	4	Johnny Damon, vs. Chicago (NL), July 18, 2000
Triples	2 (32x)	last: Whit Merrifield, May 2, 2019 vs. Tampa Bay
Home Runs	3 (9x)	John Mayberry at Texas, July 1, 1975
		Tony Solaita at California, Sept. 7, 1975 (11 innings)
		John Mayberry at Toronto, June 1, 1977
		George Brett at Texas, July 22, 1979
		George Brett at Detroit, April 20, 1983
		Bo Jackson at New York, July 17, 1990
		Danny Tartabull vs. Oakland, July 6, 1991
		Kendrys Morales at Detroit, Sept. 20, 2015
		Lorenzo Cain at New York, May 10, 2016
Total Bases	15	Kendrys Morales at Detroit, Sept. 20, 2015
Total Bases, Extra Innings	14	George Brett vs. Baltimore, May 28, 1979 (16 innings)
Extra Base Hits	4 (5x)	Hal McRae vs. Cleveland, Aug. 27, 1974, (1st game) (3 2B, 1 HR)
		Lonnie Smith at California, Sept. 18, 1986 (3 2B, 1 3B)
		Johnny Damon vs. Chicago (NL), July 18, 2000 (4 2B)
		David Lough at Minnesota, June 30, 2013 (3 2B, 1 HR)
		Kendrys Morales at Detroit, Sept. 20, 2015 (1 3B, 3 HR)
Extra Base Hits, Extra Innings	4	George Brett vs. Baltimore, May 28, 1979 (1 2B, 1 3B, 2 HR)
RBI	9	Mike Moustakas at Baltimore, Sept. 12, 2015

SINGLE GAME RECORDS (CONT.)

Walks	5 (2x)	Alex Gordon at Oakland, July 30, 2008 (10 innings)
		Alex Gordon at St. Louis, June 17, 2012 (15 innings)
Strikeouts	5 (5x)	Bo Jackson at New York, April 18, 1987
		Greg Gagne vs. Boston, Aug. 28, 1993
		Bob Hamelin at Toronto, May 24, 1995
		Salvador Perez at Chicago White Sox, Aug. 19, 2018
		Jorge Soler at New York Yankees, April 21, 2019 (10 innings)
Stolen Bases	5	Amos Otis vs. Milwaukee, Sept. 7, 1971
Stolen of Home	1 (46x)	last: Chris Owings vs. Pittsburgh, April 12, 2019

INDIVIDUAL PITCHING

Strikeouts	16	Danny Duffy, at Tampa Bay, Aug. 1, 2016
Walks	9 (3x)	Dick Drago, vs. Milwaukee, May 22, 1970
		Dan Reichert, vs. New York, Sept. 7, 2000
		Runelvys Hernandez, vs. Minnesota, Aug. 5, 2006
Home Runs	5 (3x)	Sean O'Sullivan at Texas, May 28, 2011
		Chris Young, at New York, May 9, 2016
		Jakob Junis vs. Chicago White Sox, April 26, 2018
Balks	2 (11x)	last: Luke Hochevar vs. Cleveland, April 20, 2011
Innings	13.0	Larry Gura vs. Oakland, May 21, 1980

INDIVIDUAL FIELDING

Double Plays:

First Baseman	6 (3x)	Bob Oliver vs. Oakland, May 14, 1971
		John Mayberry at Baltimore, May 6, 1972
		Billy Butler vs. Toronto, April 30, 2009
Second Baseman	5 (3x)	Frank White vs. Boston, Aug. 12, 1986
		Jose Offerman at Baltimore, Aug. 28, 1998
		Donnie Murphy at Chicago, Sept. 24, 2004
Third Baseman	3 (6x)	Paul Schaal vs. Cleveland, April 25, 1971
		Cookie Rojas vs. Texas, May 15, 1977
		George Brett vs. Boston, April 12, 1983
		Greg Pryor vs. Minnesota, Sept. 5, 1984
		Joe Randa vs. Arizona, June 10, 2001
		Mike Moustakas vs. Cleveland, July 2, 2013
Shortstop	5 (5x)	Fred Patek at Baltimore, May 6, 1972
		Fred Patek vs. Texas, Aug. 2, 1974
		Mendy Lopez at Baltimore, Aug. 28, 1998
		Alcides Escobar at Los Angeles, June 12, 2011
		Adalberto Mondesi vs. Boston, July 8, 2018

Putouts:

Outfielder	10 (4x)	Amos Otis vs. Texas, May 1, 1979
		Carlos Beltran at Chicago, Sept. 17, 1998
		Jarrod Dyson vs. Minnesota, Sept. 27, 2010
		Jarrod Dyson vs. San Francisco, Aug. 10, 2014
First Baseman	19 (5x)	Bob Oliver vs. Cleveland, April 24, 1971
		Steve Balboni vs. Texas, Aug. 26, 1985
		Steve Balboni at Seattle, June 6, 1987
		Pat Tabler vs. New York, April 27, 1989
		Calvin Pickering at Minnesota, Sept. 5, 2004
Catcher	17 (4x)	Brent Mayne vs. Texas, May 25, 1994
		Salvador Perez vs. Cleveland, Sept. 16, 2013
		Salvador Perez at Tampa Bay, Aug. 1, 2016
		Drew Butera at Tampa Bay, May 8, 2017
Putouts, Extra Innings	25	Steve Balboni vs. Boston, April 18, 1985 (14 innings)
Putouts, Extra Innings, Catcher	18	Salvador Perez vs. Atlanta, May 15, 2016 (13 innings)

Assists:

Second Baseman	11	Cookie Rojas at Texas, May 17, 1973
Third Baseman	10	George Brett vs. California, July 1, 1979
Shortstop	12	Angel Berroa at Minnesota, Sept. 5, 2004
Catcher	7	Ed Kirkpatrick at Milwaukee, June 16, 1972
Pitcher	6 (10x)	last: Eric Skoglund, May 14, 2018 vs. Tampa Bay
Assists, Extra Innings	11 (3x)	Cookie Rojas vs. Oakland, April 17, 1973 (14 innings)
		Frank White vs. Chicago, Sept. 21, 1973 (12 innings)
		Frank White vs. Chicago, Aug. 26, 1984 (16 innings)
Unassisted Double Play by Outfielder	1	Brian McRae at Chicago, Aug. 23, 1992 (tied ML record)

CLUB GENERAL

Players Used, Both Games, 9 Innings	25 (2x)	vs. Seattle, Sept. 22, 1989
Players Used, Both Games, 9 Innings, Opp.	25	vs. Anaheim, Sept. 14, 1999
Players Used, Both Games, Both Teams	45 (2x)	at Chicago, Sept. 21, 1970
		Kansas City (22) at Cleveland (23), Sept. 13, 2008
Players Used, One/Both Games, Extra Innings	24	Oakland (21) at Kansas City (24), Sept. 4, 2008
Players Used, One/Both Games, Extra Innings Opponent	23	vs. Minnesota, Sept. 10, 1979 (1st game, 14 innings)
Players Used, One/Both Games, Extra Innings, Both Teams	47	vs. Minnesota, Sept. 10, 1979 (1st game, 14 innings)
Longest Doubleheader, Innings	25 (2x)	vs. Oakland, June 16, 1969 (1st game 13 innings)
		at New York, Aug. 27, 1972 (2nd game 16 innings)
Longest Doubleheader, 9 Innings	6 hours, 26 minutes	at Cleveland, Aug. 12, 2006 (1st game 3:09; 2nd game 3:17)
Shortest Time, Doubleheader, 9 Innings	4 hours, 13 minutes	at Seattle, June 20, 1969 (1st game, 2:23; 2nd game, 1:50)
Longest Doubleheader, Extra Innings	8 hours, 11 minutes	vs. Baltimore, June 23, 1991 (1st game 3:44; 2nd game 4:27)

CLUB BATTING

Runs	26	at Detroit, Sept. 9, 2004 (26 and 0)
Runs, Opponent	25	vs. Oakland, June 18, 1969 (16 and 9)
Runs, Both Clubs	39	Kansas City (26) at Detroit (13), Sept. 9, 2004 (31 and 8)
Fewest Runs	0 (2x)	at Oakland, Sept. 9, 1974
		at New York, April 19, 1987
Fewest Runs, Opponent	1 (4x)	vs. Chicago, July 5, 1971 (1 and 0)
		vs. Minnesota, Aug. 4, 1971 (1 and 0)
		vs. Milwaukee, Sept. 2, 1977 (1 and 0)
		at New York, Aug. 13, 1991 (0 and 1)
Fewest Runs, Both Clubs	5	Kansas City (3) at Washington (2), Aug. 12, 1971 (2 and 3)
Hits	33 (2x)	at New York, July 14, 1989 (18 and 15)
		at Detroit, Sept. 9, 2004 (26 and 7)
Hits, Opponent	40	at New York, Aug. 27, 1972 (14 and 26)
Hits, Both Clubs	65	Baltimore (35) at Kansas City (30), June 23, 1991 (31 and 34)
Triples	6	vs. Minnesota, Aug. 7, 1974 (1 and 5)
Home Runs	7 (2x)	at New York, July 14, 1989 (5 and 2)
		at Minnesota, May 21, 2017 (4 and 3)
Home Runs, Opponent	6	vs. Texas, May 26, 2002 (2 and 4)
Home Runs, Both Clubs	10 (2x)	vs. Cleveland, May 26, 2002 (CLE: 2 and 4, KC: 1 and 3)
RBI	25	at Minnesota, May 21, 2017 (KC: 4 and 3, MIN: 0 and 3)
RBI, Opponent	25	at Detroit, Sept. 9, 2004 (25 and 0)
RBI, Both Clubs	38	Oakland, June 18, 1969 (16 and 9)
Strikeouts	20 (2x)	Kansas City (25) at Detroit (13), Sept. 9, 2004 (30 and 8)
		at Cleveland, May 18, 2002 (9 and 11)
Strikeouts, Opponent	23	at Cleveland, Aug. 12, 2006 (10 and 10)
Strikeouts, Both Clubs	39	at Toronto, April 17, 2018 (10 and 13 (10 inn.))
		Kansas City (19) at Seattle (20), Aug. 28, 2004 (15 and 24)

CLUB PITCHING

Pitchers Used (Duplicate appearances not included)	9 (2x)	vs. Oakland, Sept. 4, 2008 (3 and 6)
		at Minnesota, May 21, 2017 (6 and 3)
Pitchers Used, Opponents	11	vs. Seattle, Aug. 6, 2017 (8 and 3)
Pitchers Used, Both Clubs	17 (3x)	Oakland (8) at Kansas City (9), Sept. 4, 2008
		Tampa Bay (9) at Kansas City (8), July 7, 2015
		Seattle (11) at Kansas City (6), Aug. 6, 2017
Pitchers Used, One/Both Game Extra Innings	11	at Toronto, April 17, 2018 (3 and 8)
Pitchers Used, Opponent, One/Both Game Extra Innings	10	at Toronto, April 17, 2018 (4 and 6)
Pitchers Used, Both Clubs, One/Both Game Extra Innings	21	Kansas City (11) at Toronto (10), April 17, 2018
Fewest Pitchers Used	2 (4x)	vs. Minnesota, Aug. 4, 1971
		vs. Minnesota, Sept. 8, 1972
		vs. Boston, July 16, 1975
		at Minnesota, Sept. 22, 1978
Fewest Pitchers Used, Opponents	2 (3x)	at Oakland, Sept. 9, 1974
		at California, Sept. 6, 1975
		at Baltimore, May 25, 1977
Fewest Pitchers Used, Both Clubs	5 (3x)	Minnesota (3) at Kansas City (2), Aug. 4, 1971
		Kansas City (3) at Oakland (2), Sept. 9, 1974
		Kansas City (2) at Minnesota (3), Sept. 22, 1978

CLUB FIELDING

Double Plays	7	vs. Boston, Aug. 12, 1986 (5 and 2)
Double Plays, Opponent	8	vs. Oakland, Sept. 13, 1970 (6 and 2)
Double Plays, Both Clubs	10	Kansas City (2) vs. Oakland (8), Sept. 13, 1970 (8 and 2)

DOUBLEHEADER/MONTHLY RECORDS

INDIVIDUAL BATTING - DOUBLEHEADER

Hits	7 (2x)	George Brett, vs. Milwaukee, Aug. 10, 1990 (4 and 3)
Doubles	5	Hal McRae vs. Cleveland, Aug. 27, 1974 (3 and 2)
Home Runs	3 (2x)	Bill Pecota, at New York, July 14, 1989 (2 and 1)
		Salvador Perez, at Minnesota, May 21, 2017 (1 and 2)
Extra Base Hits	6	Hal McRae vs. Cleve., Aug. 27, 1974 (5 2B, 1HR), (Tied ML record)
Total Bases	15	Bill Pecota at New York, July 14, 1989 (1 1B, 2 2B, 3 HR)
RBI	7	Hal McRae vs. Cleveland, Aug. 27, 1974 (6 and 1)
RBI, Opponent	7	Ellis Burks, Cleveland, July 20, 2002 (2 and 5)

INDIVIDUAL PITCHING - DOUBLEHEADER

Pitchers appearing in Both Games, Won or Lost:

Won Two:		Cory Bailey vs. Texas, May 26, 2002
Won One	8x	last: Mike MacDougal vs. Detroit, Sept. 20, 2005 (won 1st, saved 2nd)
Lost One	6x	last: Dan Quisenberry at Toronto, Aug. 8, 1980 (lost 1st, saved 2nd)
Won One, Lost One		Tom Burgmeier, at Milwaukee, April 18, 1971 (won 1st, lost 2nd)
Saved Both	7x	latest: Greg Holland at Detroit, Aug. 16, 2013
Double Plays:		
First Baseman	7	Steve Balboni, vs. Boston, Aug. 12, 1986
Second Baseman/Shortstop Together	4	SS Bob Floyd and 2B Rich Severson vs. Minnesota, Sept. 25, 1971

MONTHLY RECORDS

CLUB GENERAL

Wins	25	September, 1977
Losses	21 (4x)	August, 1999
		August, 2005
		May, 2006
		June, 2018
Best Record - by pct. (min. 15 games)	25-5 (83.3%)	September, 1977
Worst Record - by pct. (min. 15 games)	3-17 (15.0%)	April, 1992

CLUB BATTING

Best Average	.332	July, 1980
Worst Average	.193	June, 2018
Most Runs	177	August, 1979
Fewest Runs (min. 15 games)	50	April, 1969
Home Runs	43 (2x)	August, 1987
		August, 1997
Home Runs Allowed	51 (2x)	May, 2006; June, 2016
Doubles	74	July, 1990
Triples	17 (3x)	September, 1977
		May, 1979
		August, 1979

INDIVIDUAL BATTING

Average (min. 50 plate appearances)	.494	George Brett, July, 1980
Hits	52	George Brett, August, 1980
Doubles	18	George Brett, July, 1990
Triples	6	Willie Wilson, July, 1987
Home Runs	12 (2x)	John Mayberry, July, 1975
		Chili Davis, August, 1997
RBI	32 (2x)	John Mayberry, July, 1975
		Jermaine Dye, July, 1999
Runs	34	Willie Wilson, August, 1979

INDIVIDUAL PITCHING

Wins	7	Bret Saberhagen, August, 1989
Losses	6 (3x)	Dick Drago, July, 1972
		Paul Splittorff, July, 1979
		Larry Gura, May, 1983
ERA (min. 25 IP)	0.34	Tom Murphy, September, 1972
Strikeouts	55	Dennis Leonard, June, 1977
Saves	11 (5x)	Dan Quisenberry, August, 1980
		Jeff Montgomery, June, 1992
		Greg Holland (3x), July and September, 2013; August 2014

RECORDS BY INNING

CLUB BATTING

Plate Appearances	16 (3x)	at Toronto, Aug. 6, 1979 (7th)
		vs. Minnesota, June 17, 2003 (6th)
		at Detroit, Sept. 9, 2004 (1st game, 3rd)
Runs	12	vs. Minnesota, June 17, 2003 (6th)
Runs, Opponent	12	vs. New York, April 11, 1987 (7th)
Runs, Extra Inning	7	at Baltimore, July 12, 1972 (10th)
Hits	11 (2x)	at Boston, Aug. 2, 1986 (7th)
		vs. Cleveland, Aug. 23, 2006 (1st)
Hits, Opponent	11	vs. New York, April 11, 1987 (7th)
Home Runs	4 (3x)	vs. Anaheim, May 26, 2000 (6th)
		at Cleveland, June 29, 2001 (4th)
		at Baltimore, May 8, 2018 (1st)
Home Runs, off 1 pitcher	4 (2x)	at Cleveland, June 29, 2001 (4th) off Dave Burba
		at Baltimore, May 8, 2018 (1st) off Dylan Bundy (tied AL record)
Home Runs, Opponent	4 (3x)	vs. Anaheim, May 28, 2000 (5th)
		at Chicago, Aug. 14, 2008 (6th)
		at Chicago, July 11, 2010 (3rd)
Stolen Bases	4 (3x)	vs. California, Sept. 17, 1980 (1st game, 1st inning)
		at Seattle, May 12, 1996 (1st inning)
		vs. Texas, May 26, 2002 (3rd inning)
Pinch Hitters Used	4 (7x)	last: vs. New York Yankees, Aug. 4, 1996

CLUB PITCHING

Pitchers Used	5 (2x)	vs. Oakland, May 14, 1971 (9th)
		vs. Chicago, Sept. 13, 1972 (8th)

INDIVIDUAL BATTING

Hits	2 (numerous)	last: Jorge Soler, at Detroit, May 4, 2019 (8th)
Home Runs	1 (numerous)	
Stolen Bases	3	Chris Stynes, at Seattle, May 12, 1996 (1st)

INDIVIDUAL PITCHING

Home Runs Allowed	4	Anthony Lerew, at Chicago, July 11, 2010 (3rd)
Strikeouts	4 (2x)	Kevin Appier, at Toronto, Sept. 3, 1996 (4th)
		Nate Karns, vs. Chicago (AL), May 3, 2017 (6th)
Balks	2 (4x)	last: Luke Hochevar, vs. Cleveland, April 20, 2011 (6th)

CONSECUTIVE RECORDS

CLUB GENERAL

Single Season		
Games Won	16	Aug. 31-Sept. 15 (2nd game), 1977
Games Won to Start Season	9	March 31-April 12, 2003
Games Lost	19	July 28-Aug. 19, 2005
Games Lost to Start Season	7	April 6-13, 1992
Won, Home	13 (2x)	July 10-Aug. 7, 1977
		July 17-Aug. 5, 1994
Won, Home to Start Season	11	March 31-May 5, 2003
Won, Road	11	Sept. 5-Sept. 25 (2nd game), 1977
Lost, Home	11 (2x)	Sept. 21, 2011-April 23, 2012
		May 6-June 4, 2013
Lost, Road	13	Oct. 2, 2005-May 3, 2006
Lost, Road, Same Season	12 (3x)	June 23-July 18, 1997
		July 21-Aug. 19, 2005
		April 11-May 3, 2006
Doubleheaders Won	4	Aug. 5, 1984 to Sept. 6, 1985
One-Run Games Played	8	May 12-20, 1981
One-Run Games Won	11	July 3-Aug. 10, 1973
One-Run Games Lost, Road	21	July 26, 2000-July 15, 2001 (ML Record)
Won vs. One Club	15	Baltimore, July 26, 1987-April 11, 1989
Lost vs. One Club	23	Baltimore, May 10, 1969-Aug. 2, 1970 (ML Record)
Won vs. One Club, Home	11	Detroit, Aug. 3, 1988-June 29, 1990
Lost vs. One Club, Home	12 (2x)	Baltimore, May 16, 1969-July 23, 1970
		Oakland, May 31, 2003-April 30, 2006
Won vs. One Club, Away	10 (2x)	Chicago, Sept. 26, 1972-Sept. 26, 1973
		Los Angeles, June 21, 1995-Aug. 10, 1996
Lost vs. One Club, Away	14 (2x)	Detroit, Aug. 5, 1987-May 21, 1990
		New York, Aug. 7, 2002-April 13, 2006
Won Extra Innings	7	April 19-May 17 (2nd game), 1970
Series Won	13	July 10-Aug. 20, 1980
Series, Non-Losing	16	July 10-Aug. 31, 1980
Series Without Sweep	79	Aug. 26, 2003-May 29, 2005
Road Series Without Sweep	86	July 11-13, 2003-Sept. 10, 2006 (AL record)

CLUB BATTING

Hits, One Game	9	at Chicago, May 7, 1980 (7 1B, 2 2B)
Hits, One Game, Opponent	7 (2x)	vs. Chicago White Sox, Aug. 19, 2018 (4 1B, 3 HR)
Singles	7 (3x)	vs. New York Mets, Aug. 18, 2019 (5 1B, 2 2B)
		vs. Baltimore, April 22, 1988
		at Minnesota, June 24, 1990
		at Detroit, Sept. 9, 2004 (1st game)
Hits, Start of Game	7	vs. Baltimore, April 22, 1988
Most Hits:		
Two Games	39	Sept. 7-9 (1st game), 2004
Three Games	54	July 18-20, 1980
Four Games	65	Aug. 27-30, 1979
Five Games	77	Sept. 15-20, 2011
Six Games	91	Sept. 14-20, 2011
Most Hits, Opponent:		
Two Games	40	Aug. 27, 1972 (doubleheader)
Three Games	53 (2x)	July 25-27, 2010
		July 26-28, 2010
Four Games	67	July 25-28, 2010
Most Runs:		
Two Games	32	Sept. 7-9 (1st game), 2004
Three Games	38	June 8-11, 1999
Four Games	47	Sept. 5-9 (1st game), 2004
Five Games	51 (3x)	May 14-19, 1999
		June 7-12, 1999
		June 10-15, 2007
Six Games	59	Sept. 9 (1st game)-Sept. 13, 2004, June 10-16, 2007
Most Runs, Opponent:		
Two Games	31	July 25-26, 2010
Three Games	42	July 25-27, 2010
Four Games	51	Sept. 4-8, 2002
Five Games	61	Sept. 6-10, 2002
Games, Home Runs Hit	15	April 6-April 22, 2001 (20 total homers)
Games, Home Runs Hit, Opponent	21	Aug. 20-Sept. 11, 2017 (39 total homers)
Most Home Runs:		
Two Games	9 (4x)	Aug. 2-3, 1997
		June 29-30, 2001
		June 10-11, 2017
		July 22-23, 2017
Three Games	12 (2x)	June 29-July 1, 2001
		July 22-24, 2017
Four Games	14 (3x)	June 28-July 1, 2001
		April 13-16, 2004
Five Games	16	April 13-17, 2004
Most Home Runs, Opponent:		
Two Games	10	July 29-30, 2003
Three Games	13 (2x)	July 29-31, 2003
		May 28-30, 2011
Four Games	15	May 27-30, 2011
Five Games	17	May 26-30, 2011
Batters Hitting Home Runs:		
3 (8x)		D. Motley, F. White & S. Balboni at Texas, Aug. 19, 1984 (7th)
		George Brett, Frank White & Jamie Quirk vs. Oakland, Sept. 28, 1986 (4th)
		Carlos Beltran, Jermaine Dye and Mike Sweeney vs. Minnesota, April 9, 2000 (8th)
		Jermaine Dye, Raul Ibanez and Carlos Beltran at Cleveland, June 29, 2001 (4th)
		Carlos Beltran, Mike Sweeney and Joe Randa at Texas, May 31, 2002 (11th)
		Tony Graffanino, Angel Berroa, Doug Mientkiewicz vs. Detroit, May 25, 2006 (1st)
		Whit Merrifield, Jorge Bonifacio, Eric Hosmer vs. Chicago (AL), July 23, 2017 (4th)
		Jorge Soler, Mike Moustakas, Salvador Perez at Baltimore, May 8, 2018 (1st)
Batters Hitting Home Runs, Opponent	4	at Chicago, Aug. 14, 2008 (tied Major League record)
Batters on Base	13	at Detroit, Sept. 9, 2004 (1st game) (9 1B, 1 2B, 3 BB) (tied AL record)

CLUB PITCHING

Shutouts Won	2 (15x)	last: vs. New York Yankees, May 17 and vs. Cincinnati, May 19, 2015
Shutouts vs. One Club	2 (19x)	last: vs. MIN., Aug. 31, 2005 and at MIN., Sept. 26, 2005
Innings, No Opponent Home Runs	135.1	July 6-23, 1970
Games, No Opponent Home Runs	14	July 7-22, 1970
Innings, No Opponent Extra Base Hits	34.0	June 11-15, 1971
Games, No Opponent Extra Base Hits	3 (4x)	July 10-11, 1970
		June 12-14, 1971
		July 22-24, 1987
		July 2-4, 2017
Complete Games	5	Aug. 21-26, 1979
		(Paul Splitteroff and Larry Gura vs. New York and Craig Chamberlain, Dennis Leonard and Paul Splitteroff vs. Boston)
Scoreless Innings Pitched	24.0 (2x)	vs. Detroit (5) and Baltimore (19), June 9-12, 1976
		vs. New York Yankees (9) and vs. Cincinnati (15), May 17-20, 2015

Scoreless Innings Pitched Against Royals	45	vs. Colorado (7), at Cleveland (27), vs. Tampa Bay (11), Aug. 24-29, 2017
Scoreless Innings vs. One Club	24	at Washington, Aug. 10 (2nd game)-12 (1st game), 1971
Scoreless Innings by One Club Against Royals	31	by Minnesota, May 30-July 7, 2004
Hitless Innings, Start of Game	9.0 (4x)	at Detroit, April 27, 1973 (Steve Busby)
		at Milwaukee, June 19, 1974 (Steve Busby)
		vs. Texas, May 14, 1977 (Jim Colborn)
		vs. Chicago, Aug. 26, 1991 (Bret Saberhagen)
Perfect Innings, Start of Game	8.0	at Minnesota, Sept. 8, 2018 (Jorge López)

CLUB FIELDING

Innings Making Double Plays	4 (2x)	Sept. 19, 1983 vs. California (1st, 2nd, 3rd, 4th)
		April 30, 2009 vs. Toronto (1st, 2nd, 3rd, 4th)
Games, No Errors	16	July 31-Aug. 16, 2018
Innings, No Errors	153.0 (2x)	July 29-Aug. 17, 2018
Games Making Errors	12	June 5-17, 1992

INDIVIDUAL GENERAL

Games Played	421	Alcides Escobar, Sept. 26, 2015-July 7, 2018
Games Started	421	Alcides Escobar, Sept. 26, 2015-July 7, 2018
Stolen Bases, Without Being Caught	33	Carlos Beltran, Sept. 28, 1999-Aug. 10, 2001
Stolen Bases, Season, without Being Caught	22	Alcides Escobar, 2013

INDIVIDUAL BATTING

Hitting Streak	31	Whit Merrifield, Sept. 10, 2018-April 10, 2019
Hits	10	Joe Randa, June 8-12, 1999 (1 walk)
Series with at least one hit	131	Billy Butler, April 10, 2009-June 26, 2011
Games Most Hits:		
Two Games	9	Joe Randa, Sept. 7-9 (1st game), 2004
Three Games	12 (3x)	George Brett, May 8-10, 1976
		Kevin Seitzer, Aug. 2-4, 1987
		Johnny Damon, July 18-20, 2000
Four Games	15 (2x)	George Brett, May 8-11, 1976
		Johnny Damon, July 18-21, 2000
Five Games	18	George Brett, May 8-12, 1976
Six Games	21	George Brett, May 8-13, 1976
Games Most Extra Base Hits:		
Two Games	6 (3x)	Ed Kirkpatrick, Sept. 28-30, 1969 (4 HR, 1 3B, 1 2B)
		Hal McRae, Aug. 27, 1974 (5 2B, 1 HR)
		George Brett, April 17-20, 1983 (3 2B, 3 3B)
Games with an Extra Base Hit	8	Danny Tartabull, June 25-July 3, 1991 (3 2B, 5 HR)
Times Reaching First Base	11 (3x)	Amos Otis, April 30-May 2, 1970 (8 hits, 3 walks)
		Steve Braun, Aug. 7-17, 1978 (5 hits, 6 walks)
		Joe Randa, June 8-12, 1999 (10 hits, 1 walk)
Times Leading off Game with a Hit	10	Johnny Damon, April 26-May 7, 2000 (ML record)
Games With a Run Scored	14	Johnny Damon, Aug. 5-19, 2000
Games, RBI:		
Two Games	11	Mike Moustakas, Sept. 11-12, 2015
Three Games	13	Raul Ibanez, July 14-15, 2002
Games with an RBI	13	Mike Sweeney, June 23-July 4, 1999 (total 19 RBI)
Games with a Home Run	5	Mike Sweeney, June 25-29, 2002
At Bats with a Home Run	4	Bo Jackson, July 17, 1990 at New York (3 at bats) and
		Aug. 26, 1990 vs. Seattle (1st at bat)
Games with a Walk	14 (2x)	John Mayberry, July 2-16, 1973 (22 walks)
		Jeff King, April 17-May 14, 1997 (20 walks)
Games without an unintentional walk	65	Tony Pena, May 6-July 25, 2007 (244 plate appearances)
Walks	6	Terry Shumpert, Aug. 28-31, 1991
Games with a Strikeout	22	Mark Teahen, June 16-July 14, 2007
Strikeouts	9 (plate appearances)	Steve Balboni, Aug. 20-23, 1984
		Bo Jackson, Sept. 16-19, 1988
	11 (official at bats)	Steve Balboni, Aug. 20-24, 1984
Pinch Hits	5	Richie Scheinblum, May 30-June 7, 1972
Games, RBI, Pinch Hitting	4 (2x)	Richie Scheinblum, June 1-7, 1972 (5 RBI)
		Dave McCarty, July 9-Aug. 5, 2000 (5 RBI)
Games Reaching Base, Pinch Hitting	7	Ed Kirkpatrick (5 H, 3 BB), May 14-Aug. 7, 1971

INDIVIDUAL PITCHING

Winning Decisions, Starter	11	Rich Gale, June 17-Aug. 23, 1980
Winning Decisions, Reliever	12	Doug Bird, Sept. 1, 1975-July 28, 1977
Losing Decisions	10	Tom Gordon, Aug. 22, 1991-May 24, 1992
Losing Decisions, Starter	9 (3x)	Jeff Suppan, July 23-Sept. 18, 2002
		Brian Anderson, April 25-July 19, 2004
		Brian Bannister, June 29-Sept. 9, 2008
Losing Starts	9 (3x)	Jeff Suppan, July 23-Sept. 18, 2002
		Brian Anderson, April 25-July 19, 2004
		Brian Bannister, June 29-Sept. 9, 2008
Complete Games	7 (2x)	Dick Drago, July 15-Aug. 13, 1971
		Dennis Leonard, Sept. 3-Oct. 2, 1977
Games in Relief	6	Ted Abernathy, Sept. 13 (1st game)-20, 1970
Games Started and Won vs. One Club	9	Paul Splittorff vs. Chicago, April 14, 1973-July 3, 1974
Decisions Won vs. One Club	10	Larry Gura vs. Toronto, May 1, 1977-July 20, 1982
Complete Games vs. One Club	5	Dick Drago vs. California, April 6-Sept. 21, 1971
Hitless Innings	16	Steve Busby, June 14-24, 1974 (3 games)
Shutout Games	3	David Cone, May 11-22, 1994 (vs. MIN, 9-0; at SEA, 4-0; at CAL, 4-0)
Scoreless Innings, Starter	38.0	Zack Greinke, Sept. 18, 2008-April 24, 2009
Scoreless Innings, Reliever	31.2	Wade Davis, June 27-Sept. 15, 2014
Scoreless Innings vs. One Club	29.0	Paul Splittorff vs. Chicago, Sept. 11, 1972-July 31, 1973
Innings, No Earned Runs	43.0	Zack Greinke, Sept. 18, 2008-April 24, 2009
Innings, No Home Runs	133.1	Mark Gubicza, Sept. 21, 1988-June 7, 1989
Innings, No Home Runs, Relief	125.2	Wade Davis, Sept. 4, 2013-July 28, 2015
Innings, No Walks Issued	44.1	Doug Bird, May 28-July 1, 1976
Home Runs Off	3 (6x)	Dennis Leonard at Oakland, June 19, 1979
		Brad Rigby vs. Minnesota, April 9, 2000
		Dan Murray vs. Oakland, June 16, 2000
		Chad Durbin at Oakland, June 23, 2000
		Zack Greinke at Seattle, Aug. 27, 2004
		Joel Peralta at Chicago, Aug. 14, 2008
Strikeouts	8	Blake Stein at Milwaukee, June 17, 2001 (tied A.L. record)
Batters Retired	33	Steve Busby at Milwaukee, June 19, 1974 (last 24 batters)
		vs. Chicago, June 24, 1974 (first 9 batters) (AL record)
Batters Retired, Start of Game	24	Jorge López at Minnesota, Sept. 8, 2018
Batters Faced Without Allowing a Hit	54	Steve Busby, June 14-24, 1974 (51 outs, 3 walks in 3-game period)
Relief App. Striking Out At Least 1 Batter	32	Jeff Montgomery, June 18-Sept. 5, 1989

INDIVIDUAL FIELDING

Games No Errors:		
First Baseman	120	Eric Hosmer, Aug. 15, 2016-July 3, 2017
Second Baseman	77	Mark Grudzielansk, April 3, 2006-July 8, 2006
Shortstop	60	Rey Sanchez, April 21-July 8, 2000
Third Baseman	75	Joe Randa, Sept. 8, 2002-June 19, 2003
Outfielder	240	David DeJesus, Sept. 16, 2008-July 22, 2010
Catcher	64	Ed Kirkpatrick, April 30-July 29, 1972
Pitcher	125	Al Fitzmorris, June 21, 1971-July 3, 1975
Innings Making Double Plays		
First Baseman	4 (2x)	Latest: Billy Butler vs. Toronto, April 30, 2009
Second Baseman	4	Frank White vs. California (1st game), Sept. 10, 1983
Shortstop	3 (5x)	Latest: Alcides Escobar at Los Angeles-AL, June 12, 2011
Third Baseman	3	Paul Schaal vs. Cleveland, April 25, 1971
Games As Part Of Double Plays:		
First Baseman	14	Steve Balboni, May 10-24, 1985
Second Baseman	10	Fred Patek, May 17-29, 1973
Shortstop	10	Angel Berroa, June 7-17, 2006
Putouts, Game, Outfielder	5 (2x)	Willie Wilson vs. Texas, May 14, 1982
		Michael Tucker vs. Tampa Bay, Aug. 2, 2003

WINS-ALL GAMES

Length	Year	Details
16	1977	Aug. 31 (vs. Texas) - Sept. 15 (vs. Oakland), snapped: Sept. 16 (loss vs. Seattle)
14	1994	July 23 (at Detroit) - Aug. 5 (vs. Seattle), snapped: Aug. 6 (loss vs. Seattle)
10	1977	Aug. 17 (at Cleveland) - Aug. 26 (at Baltimore), snapped: Aug. 27 (loss at Baltimore)
	1978	July 14 (at Milwaukee) - July 24 (vs. New York), snapped: July 25 (loss vs. New York)
	2014	June 7 (vs. New York) - June 18 (at Detroit), snapped: June 19 (loss at Detroit)
9	1989	Aug. 15 (at Chicago) - Aug. 23 (vs. California), snapped: Aug. 24 (loss vs. California)
	2002	July 13 (vs. Anaheim) - July 20 (1st game, vs. Cleveland), snapped: July 20 (2nd game, loss vs. Cleveland)
	2003	March 31 (vs. Chicago) - April 12 (at Cleveland), snapped: April 13 (loss at Cleveland)
	2013	July 23 (vs. Baltimore) - Aug. 1 (at Minnesota), snapped: Aug. 2 (loss at New York-NL)
	2016	Aug. 14 (at Minnesota) - Aug. 23 (at Miami), snapped: Aug. 24 (loss at Miami)
	2017	July 19 (vs. Detroit) - July 28 (at Boston), snapped: July 29 (loss at Boston)

LOSSES-ALL GAMES

Length	Year	Details
19	2005	July 28 (at Tampa Bay) - Aug. 19 (at Oakland), snapped: Aug. 20 (win at Oakland)
13	2006	May 12 (at Baltimore) - May 25 (vs. Detroit), snapped: May 26 (win at New York)
12	1997	June 28 (vs. Milwaukee) - July 13 (vs. Chicago), snapped: July 14 (win vs. Milwaukee)
	2008	May 19 (at Boston) - May 30 (vs. Cleveland), snapped: May 31 (win vs. Cleveland)
	2012	April 11 (at Oakland) - April 24 (at Cleveland), snapped: April 25 (win at Cleveland)
11	1986	June 27 (at Minnesota) - July 8 (vs. Baltimore), snapped: July 9 (win vs. Baltimore)
	2006	April 9 (vs. Chicago) - April 21 (vs. Cleveland), snapped: April 22 (win vs. Cleveland)
10	1991-92	Oct. 4 (at California) - April 13 (vs. Oakland), snapped: April 14 (win vs. Oakland)
	2009	July 10 (at Boston) - July 24 (vs. Texas), snapped: July 25 (win vs. Texas)
	2018	June 29 (at Seattle) - July 9 (at Minnesota), snapped: July 10 (win at Minnesota)
	2019	March 31 (vs. Chicago) - April 11 (vs. Seattle), snapped: April 12 (win vs. Cleveland)

WINS-HOME GAMES

Length	Year	Details
13	1977	July 10 (vs. Oakland) - Aug. 7 (vs. Chicago), snapped: Aug. 8, 1st game (loss vs. California)
	1994	July 17 (vs. Detroit) - Aug. 5 (vs. Seattle), snapped: Aug. 6 (loss vs. Seattle)
12	2002-03	Sept. 26 (vs. Detroit) - May 5 (vs. Boston), snapped: May 6 (loss vs. Boston)
9	1977	Aug. 31 (vs. Texas) - Sept. 15, 2nd game (vs. Oakland), snapped: Sept. 16 (loss vs. Seattle)
	1978	July 7 (vs. Baltimore) - July 24 (vs. New York), snapped: July 25 (loss vs. New York)
	1985	Aug. 26 (vs. Texas) - Sept. 8 (vs. Milwaukee), snapped: Sept. 16 (loss vs. Seattle)
	1987	May 2 (vs. Cleveland) - May 19 (vs. Boston), snapped: May 20 (loss vs. Boston)
	1988	May 28 (vs. Texas) - June 8 (vs. Oakland), snapped: June 17 (loss vs. California)
	1991	July 20 (vs. Detroit) - Aug. 9 (vs. Cleveland), snapped: Aug. 10 (loss vs. Cleveland)
	2002	July 13 (vs. Anaheim) - July 20 (1st game, vs. Cleveland), snapped: July 20 (2nd game, loss vs. Cleveland)
	2016	May 27 (vs. Chicago) - June 15 (vs. Cleveland), snapped: June 16 (loss vs. Cleveland)

LOSSES-HOME GAMES

Length	Year	Details
11	2011-12	Sept. 21 (vs. Detroit) - April 23 (vs. Toronto), snapped: May 3 (win vs. New York)
	2013	May 6 (vs. Chicago) - June 4 (vs. Minnesota), snapped: June 5 (win vs. Minnesota)
10	2018	April 10 (vs. Seattle) - April 28 (Game 1 vs. Chicago), snapped: April 28 (Game 2, win vs. Chicago)
9	2005	Aug. 5 (vs. Oakland) - Aug. 23 (vs. Boston), snapped: Aug. 24 (win vs. Boston)
	2006	May 19 (vs. St. Louis) - June 7 (vs. Texas), snapped: June 8 (win vs. Texas)
	2018	June 3 (vs. Oakland) - June 20 (vs. Texas), snapped: June 25 (win vs. Los Angeles)
8	1970	April 10 (vs. California) - April 29 (vs. Detroit), snapped: April 30 (win vs. Detroit)
	1974	Aug. 28 (vs. Cleveland) - Sept. 5 (vs. Minnesota), snapped: Sept. 7 (win vs. Minnesota)
	1991	June 22 (vs. Baltimore) - July 6 (vs. Oakland), snapped: July 7 (win vs. Oakland)
	2002	Aug. 26 (vs. Oakland) - Sept. 10 (vs. Chicago), snapped: Sept. 1 (win vs. Chicago)

WINS-ROAD GAMES

Length	Year	Details
11	1977	Sept. 5 (at Seattle) - Sept. 25, 2nd game (at California), snapped: Sept. 26 (loss at Oakland)
8	1975	Sept. 1, 2nd game (at Chicago) - Sept. 7 (at California), snapped: Sept. 8 (loss at Oakland)
	1980	Aug. 10 (at Toronto) - Sept. 5 (at Cleveland), snapped: Sept. 6 (loss at Cleveland)
	2008	Sept. 13, 1st game (at Cleveland) - Sept. 27 (at Minnesota), snapped: Sept. 28 (loss at Minnesota)
	2014	June 2 (at St. Louis) - June 18 (at Detroit), snapped: June 19 (loss at Detroit)
7	1973	April 7 (at California) - April 28 (at Detroit), snapped: April 29 (loss at Detroit)
	1976-77	Sept. 29 (at Oakland) - April 24, 1st game (at Seattle), snapped: April 24, 2nd game (at Seattle)
	1989	Aug. 15 (at Chicago) - Sept. 1 (at Texas), snapped: Sept. 2 (loss at Texas)

LOSSES-ROAD GAMES

Length	Year	Details
13	2005-06	Oct. 2 (at Toronto) - May 3 (at Minnesota), snapped: May 4 (win at Minnesota)
12	1991-92	Sept. 25 (at Oakland) - April 25 (at Toronto), snapped: April 26 (win at Toronto)
	1997	June 23 (at Chicago) - July 18 (at Seattle), snapped: July 19 (win at Seattle)
	2005	July 21 (at Cleveland) - Aug. 19 (at Oakland), snapped: Aug. 20 (win at Oakland)
11	2008	May 19 (at Boston) - June 5 (at Chicago), snapped: June 6 (win at New York)
10	1986	June 18 (at Oakland) - July 6 (at Cleveland), snapped: July 21 (win at Baltimore)
	2002	July 7 (at Oakland) - Aug. 4 (at Minnesota), snapped: Aug. 5 (win at Minnesota)
9	1999	Aug. 20 (at Tampa Bay) - Sept. 1 (at Boston), snapped: Sept. 2 (win at Boston)
	2000	April 14 (at New York) - April 23 (at Seattle), snapped: May 8 (win at Detroit)
	2005	May 9 (at Toronto) - May 29 (at Los Angeles), snapped: June 7 (win at San Francisco)
	2016	May 25 (at Minnesota) - June 10 (at Chicago), snapped: June 11 (win at Chicago)

GAMES PLAYED

1.	162+	Whit Merrifield	2019
	162+	Jorge Soler	2019
	162+	Alcides Escobar	2017
	162+	Eric Hosmer	2017
	162+	Alcides Escobar	2016
	162+	Alcides Escobar	2014
	162+	Billy Butler	2013
	162+	Carlos Beltran	2002
	162+	Hal McRae	1977
	162+	Al Cowens	1977

AT BATS

1.	705*	Willie Wilson	1980
2.	681*	Whit Merrifield	2019
3.	663	Carlos Beltran	1999
4.	658	Melky Cabrera	2011
5.	655	Johnny Damon	2000
6.	645	George Brett	1979
	645*	George Brett	1976
8.	642	Alex Gordon	2012
	642	Johnny Damon	1998
10.	641	Kevin Seitzer	1987
	641	Hal McRae	1977

RUNS SCORED

1.	136*	Johnny Damon	2000
2.	133*	Willie Wilson	1980
3.	119	George Brett	1979
4.	114	Carlos Beltran	2002
5.	113	Willie Wilson	1979
6.	112	Carlos Beltran	1999
7.	108	George Brett	1985
8.	107	Jermaine Dye	2000
9.	106	Carlos Beltran	2001
10.	105	Whit Merrifield	2019
	105	Mike Sweeney	2000
	105	Kevin Seitzer	1987
	105	George Brett	1977

HITS

1.	230*	Willie Wilson	1980
2.	215*	George Brett	1976
3.	214	Johnny Damon	2000
4.	212*	George Brett	1979
5.	207+	Kevin Seitzer	1987
6.	206*	Whit Merrifield	2019
	206	Mike Sweeney	2000
8.	201	Melky Cabrera	2011
9.	197	Joe Randa	1999
10.	195*	George Brett	1975

DOUBLES

1.	54	Hal McRae	1977
2.	51*	Alex Gordon	2012
	51	Billy Butler	2009
4.	47	Jeff Francoeur	2011
5.	46	Mike Sweeney	2001
	46+	Hal McRae	1982
7.	45	Alex Gordon	2011
	45	Billy Butler	2010
	45+	George Brett	1990
	45	Frank White	1982
	45*	George Brett	1978

TRIPLES

1.	21*	Willie Wilson	1985
2.	20*	George Brett	1979
3.	15*	Willie Wilson	1987
	15*	Willie Wilson	1982
	15+	Willie Wilson	1980
6.	14	Al Cowens	1977
	14*	George Brett	1976
8.	13*	Jose Offerman	1998
	13	Willie Wilson	1979
	13	George Brett	1977
	13+	George Brett	1975

HOME RUNS

1.	48*	Jorge Soler	2019
2.	38	Mike Moustakas	2017
3.	36	Steve Balboni	1985
4.	35	Gary Gaetti	1995
5.	34	Dean Palmer	1998
	34	Danny Tartabull	1987
	34	John Mayberry	1975
8.	33	Jermaine Dye	2000
9.	32	Bo Jackson	1989
10.	31	Danny Tartabull	1991

RUNS BATTED IN

1.	144	Mike Sweeney	2000
2.	133*	Hal McRae	1982
3.	119	Jermaine Dye	1999
	119	Dean Palmer	1998
5.	118	Jermaine Dye	2000
	118	George Brett	1980
7.	117	Jorge Soler	2019
8.	112	Jeff King	1997
	112	George Brett	1985
	112	Darrell Porter	1979
	112	Al Cowens	1977

BATTING AVERAGE

1.	.390*	George Brett	1980
2.	.340	Mike Sweeney	2002
3.	.335	George Brett	1985
4.	.333	Mike Sweeney	2000
	.333*	George Brett	1976
6.	.332	Hal McRae	1976
7.	.332*	Willie Wilson	1982
8.	.329*	George Brett	1990
9.	.329	George Brett	1979
10.	.327	Johnny Damon	2000

WALKS

1.	122*	John Mayberry	1973
2.	121*	Darrell Porter	1979
3.	119*	John Mayberry	1975
4.	103	George Brett	1985
	103	Paul Schaal	1971
6.	102	Kevin Seitzer	1989
7.	89	Jose Offerman	1998
	89	Jeff King	1997
9.	85	Chili Davis	1997
10.	84	Mike Fiore	1969

STRIKEOUTS


1.	178*	Jorge Soler	2019
2.	172*	Bo Jackson	1989
3.	166*	Steve Balboni	1985
4.	158	Bo Jackson	1987
5.	148	Alex Gordon	2016
6.	146	Bo Jackson	1988
	146	Steve Balboni	1986
8.	141	Alex Gordon	2013
9.	140	Alex Gordon	2012
10.	139	Alex Gordon	2011
	139	Steve Balboni	1984

HIT BY PITCH

1.	23*	David DeJesus	2007
2.	19*	Alex Gordon	2019
3.	18	Angel Berroa	2003
	18	Mike Macfarlane	1994
5.	16	Sal Fasano	1998
	16	Mike Macfarlane	1993
7.	15+	Mike Sweeney	2000
	15	Mike Macfarlane	1992
9.	14	Angel Berroa	2005
	14	Keith Miller	1992
	14	Alex Gordon	2017
	14	Alex Gordon	2015

STOLEN BASES

1.	83*	Willie Wilson	1979
2.	79	Willie Wilson	1980
3.	66	Tom Goodwin	1996
4.	59	Willie Wilson	1987
	59	Willie Wilson	1983
6.	53+	Fred Patek	1977
7.	52*	Amos Otis	1971
8.	51	Fred Patek	1976
9.	50	Tom Goodwin	1995
	50	Vince Coleman	1994



Willie Wilson swiped a club-record 83 bags in 1979, which also led the Major Leagues that season.

TOTAL BASES

1.	363	George Brett	1979
2.	337	Jermaine Dye	2000
3.	335	Jorge Soler	2019
4.	332	Hal McRae	1982
5.	330	Hal McRae	1978
6.	324	Johnny Damon	2000
7.	323	Mike Sweeney	2000
8.	322	George Brett	1985
9.	320	Jermaine Dye	1999
10.	319	Carlos Beltran	2002

EXTRA BASE HITS

1.	86	Hal McRae	1977
2.	85	George Brett	1979
3.	82	Jorge Soler	2019
4.	81	Hal McRae	1982
5.	80	Carlos Beltran	2002
6.	79	Jermaine Dye	1999
7.	76	Jermaine Dye	2000
8.	75	Mike Sweeney	2001
9.	73	Billy Butler	2009
	73	George Brett	1985
	73	John Mayberry	1975

SLUGGING PERCENTAGE

1.	.664*	George Brett	1980
2.	.599	Bob Hamelin	1994
3.	.593*	Danny Tartabull	1991
4.	.585*	George Brett	1985
5.	.569	Jorge Soler	2019
6.	.563	George Brett	1979
7.	.563	Mike Sweeney	2002
8.	.563*	George Brett	1983
9.	.561	Jermaine Dye	2000
10.	.547	John Mayberry	1975

ON-BASE PERCENTAGE

1.	.454	George Brett	1980
2.	.436	George Brett	1985
3.	.421	Darrell Porter	1979
4.	.417*	John Mayberry	1973
5.	.417	Mike Sweeney	2002
6.	.416	John Mayberry	1975
7.	.407	Mike Sweeney	2000
8.	.407*	Hal McRae	1976
9.	.403	Jose Offerman	1998
10.	.401	George Brett	1986

ON-BASE PLUS SLUGGING (OPS)

1.	1.118*	George Brett	1980
2.	1.022*	George Brett	1985
3.	.990	Danny Tartabull	1991
4.	.987	Bob Hamelin	1994
5.	.979	Mike Sweeney	2002
6.	.963	John Mayberry	1975
7.	.951	Jermaine Dye	2000
8.	.947*	George Brett	1983
9.	.939	George Brett	1979
10.	.931	Danny Tartabull	1987

* - League Leader

+ - Tied for League Lead

Current Royals in **BOLD**

GAMES PLAYED

1.	2707	George Brett	1973-93
2.	2324	Frank White	1973-90
3.	1891	Amos Otis	1970-83
4.	1837	Hal McRae	1973-87
5.	1787	Willie Wilson	1976-90
6.	1703	Alex Gordon	2007-19
7.	1282	Mike Sweeney	1995-2007
8.	1245	Fred Patek	1971-79
	1245	Alcides Escobar	2011-18
10.	1166	Billy Butler	2007-14

AT BATS

1.	10,349	George Brett	1973-93
2.	7859	Frank White	1973-90
3.	7050	Amos Otis	1970-83
4.	6799	Willie Wilson	1976-90
5.	6568	Hal McRae	1973-87
6.	6228	Alex Gordon	2007-19
7.	4672	Alcides Escobar	2011-18
8.	4669	Mike Sweeney	1995-2007
9.	4317	Billy Butler	2007-14
10.	4305	Fred Patek	1971-79

RUNS SCORED

1.	1583	George Brett	1973-93
2.	1074	Amos Otis	1970-83
3.	1060	Willie Wilson	1976-90
4.	912	Frank White	1973-90
5.	873	Hal McRae	1973-87
6.	852	Alex Gordon	2007-19
7.	700	Mike Sweeney	1995-2007
8.	571	Fred Patek	1971-79
9.	547	Eric Hosmer	2011-17
10.	546	Carlos Beltran	1998-2004

HITS

1.	3154	George Brett	1973-93
2.	2006	Frank White	1973-90
3.	1977	Amos Otis	1970-83
4.	1968	Willie Wilson	1976-90
5.	1924	Hal McRae	1973-87
6.	1609	Alex Gordon	2007-19
7.	1398	Mike Sweeney	1995-2007
8.	1273	Billy Butler	2007-14
9.	1208	Alcides Escobar	2011-18
10.	1132	Eric Hosmer	2011-17

DOUBLES

1.	665	George Brett	1973-93
2.	449	Hal McRae	1973-87
3.	407	Frank White	1973-90
4.	365	Amos Otis	1970-83
5.	353	Alex Gordon	2007-19
6.	297	Mike Sweeney	1995-2007
7.	276	Billy Butler	2007-14
8.	241	Willie Wilson	1976-90
9.	223	Joe Randa	1995-96, 1999-2004
10.	207	Alcides Escobar	2011-18

TRIPLES

1.	137	George Brett	1973-93
2.	133	Willie Wilson	1976-90
3.	65	Amos Otis	1970-83
4.	63	Hal McRae	1973-87
5.	58	Frank White	1973-90
6.	47	Johnny Damon	1995-2000
7.	45	Carlos Beltran	1998-2004
		David DeJesus	2003-10
9.	44	Al Cowens	1974-79
10.	43	Alcides Escobar	2011-18

HOME RUNS

1.	317	George Brett	1973-93
2.	197	Mike Sweeney	1995-2007
3.	193	Amos Otis	1970-83
4.	186	Alex Gordon	2007-19
5.	169	Hal McRae	1973-87
6.	160	Frank White	1973-90
7.	143	John Mayberry	1972-77
8.	141	Salvador Perez	2011-18
9.	139	Mike Moustakas	2011-18
10.	127	Billy Butler	2007-14
	127	Eric Hosmer	2011-17

RUNS BATTED IN

1.	1596	George Brett	1973-93
2.	1012	Hal McRae	1973-87
3.	992	Amos Otis	1970-83
4.	886	Frank White	1973-90
5.	837	Mike Sweeney	1995-2007
6.	738	Alex Gordon	2007-19
7.	628	Billy Butler	2007-14
8.	566	Eric Hosmer	2011-17
9.	552	John Mayberry	1972-77
10.	533	Joe Randa	1995-96, 1999-2004

BATTING AVERAGE

1.	.305	George Brett	1973-93
2.	.299	Mike Sweeney	1995-2007
3.	.296	Whit Merrifield	2016-19
4.	.295	Billy Butler	2007-14
5.	.294	Kevin Seitzer	1986-91
6.	.293	Wally Joyner	1992-95
7.	.293	Hal McRae	1973-87
8.	.292	Johnny Damon	1995-2000
9.	.290	Danny Tartabull	1987-91
10.	.289	Willie Wilson	1976-90

WALKS

1.	1096	George Brett	1973-93
2.	739	Amos Otis	1970-83
3.	666	Alex Gordon	2007-19
4.	616	Hal McRae	1973-87
5.	561	John Mayberry	1972-77
6.	484	Mike Sweeney	1995-2007
7.	427	Billy Butler	2007-14
8.	413	Fred Patek	1971-79
9.	412	Frank White	1973-90
10.	369	Kevin Seitzer	1987-91

STRIKEOUTS

1.	1498	Alex Gordon	2007-19
2.	1035	Frank White	1973-90
3.	990	Willie Wilson	1976-90
4.	953	Amos Otis	1970-83
5.	908	George Brett	1973-93
6.	714	Eric Hosmer	2011-17
7.	697	Hal McRae	1973-87
	697	Billy Butler	2007-14
9.	687	Alcides Escobar	2011-18
10.	638	Bo Jackson	1986-90

HIT BY PITCH

1.	118	Alex Gordon	2007-19
2.	78	Mike Macfarlane	1987-94, 1996-98
3.	74	Hal McRae	1973-87
4.	71	David DeJesus	2003-10
5.	66	Mike Sweeney	1995-2007
6.	54	Willie Wilson	1976-90
7.	49	Angel Berroa	2001-07
8.	41	Alcides Escobar	2011-18
9.	38	Salvador Perez	2011-18
	38	Joe Randa	1995-96, 1999-2003

STOLEN BASES

1.	612	Willie Wilson	1976-90
2.	340	Amos Otis	1970-83
3.	336	Fred Patek	1971-79
4.	201	George Brett	1973-93
5.	178	Frank White	1973-90
6.	176	Jarrod Dyson	2010-16
7.	164	Carlos Beltran	1998-2004
8.	160	Alcides Escobar	2011-18
9.	156	Johnny Damon	1995-2000
10.	150	Tom Goodwin	1994-97

TOTAL BASES

1.	5044	George Brett	1973-93
2.	3051	Amos Otis	1970-83
3.	3009	Frank White	1973-90
4.	3006	Hal McRae	1973-87
5.	2595	Willie Wilson	1976-90
6.	2572	Alex Gordon	2007-19
7.	2296	Mike Sweeney	1995-2007
8.	1938	Billy Butler	2007-14
9.	1751	Eric Hosmer	2011-17
10.	1611	Joe Randa	1995-96, 1999-2004

EXTRA BASE HITS

1.	1119	George Brett	1973-93
2.	681	Hal McRae	1973-87
3.	625	Frank White	1973-90
4.	623	Amos Otis	1970-83
5.	565	Alex Gordon	2007-19
6.	499	Mike Sweeney	1995-2007
7.	414	Willie Wilson	1976-90
8.	407	Billy Butler	2007-14
9.	349	Eric Hosmer	2011-17
10.	332	Joe Randa	1995-96, 1999-2004

SLUGGING PERCENTAGE

1.	.518	Danny Tartabull	1987-91
2.	.492	Mike Sweeney	1995-2007
3.	.487	George Brett	1973-93
4.	.483	Carlos Beltran	1998-2004
5.	.480	Bo Jackson	1986-90
6.	.477	Jermaine Dye	1997-2001
7.	.469	Willie Aikens	1980-83
8.	.459	Steve Balboni	1984-88
9.	.458	Hal McRae	1973-87
10.	.449	Billy Butler	2007-14

ON-BASE PERCENTAGE

1.	.380	Kevin Seitzer	1986-91
2.	.376	Danny Tartabull	1987-91
3.	.375	Darrell Porter	1977-80
4.	.374	John Mayberry	1972-77
5.	.371	Wally Joyner	1992-95
6.	.369	Mike Sweeney	1995-2007
7.	.369	George Brett	1973-93
8.	.362	Willie Aikens	1980-83
9.	.360	David DeJesus	2003-10
10.	.360	Paul Schaal	1969-74

ON-BASE PLUS SLUGGING (OPS)

1.	.894	Danny Tartabull	1987-91
2.	.861	Mike Sweeney	1995-2007
3.	.857	George Brett	1973-93
4.	.835	Carlos Beltran	1998-2004
5.	.830	Willie Aikens	1980-83
6.	.822	John Mayberry	1972-77
7.	.820	Jermaine Dye	1997-2001
8.	.814	Hal McRae	1973-87
9.	.809	Darrell Porter	1977-80
10.	.808	Billy Butler	2007-14

INTENTIONAL WALKS

1.	229	George Brett	1973-93
2.	73	John Mayberry	1972-77
3.	65	Hal McRae	1973-87
4.	59	Mike Sweeney	1995-2007
5.	54	Billy Butler	2007-14

INSIDE-THE-PARK HOME RUNS

1.	13	Willie Wilson	1976-90
2.	7	George Brett	1973-93
3.	6	Amos Otis	1970-83
4.	5	Brian McRae	1990-94
5.	3	Danny Tartabull	1987-91
	3	Frank White	1973-90
	3	John Wathan	1976-85
	3	David DeJesus	2003-10

GRAND SLAMS

1.	6	Frank White	1973-90
2.	5	Danny Tartabull	1987-91
3.	4	Carlos Beltran	1998-2004
4.	3	Alex Gordon	2007-2019
	3	Salvador Perez	2011-2018
	3	Jermaine Dye	1997-2001
	3	Johnny Damon	1995-2000
	3	Mike Macfarlane	1987-94, 96-98
	3	Mike Sweeney	1995-2007
	3	Yuniesky Betancourt	2009-10, 2012

ERA

1.	2.08	Roger Nelson	1972
2.	2.16*	Zack Greinke	2009
3.	2.16*	Bret Saberhagen	1989
4.	2.46	Kevin Appier	1992
5.	2.56*	Kevin Appier	1993
6.	2.69	Charlie Leibrandt	1985
7.	2.70	Mark Gubicza	1988
8.	2.71	Mike Hedlund	1971
9.	2.72	Larry Gura	1978
10.	2.72	Larry Gura	1981

WINS

1.	23*	Bret Saberhagen	1989
2.	22	Steve Busby	1974
3.	21	Dennis Leonard	1978
4.	20	Mark Gubicza	1988
	20	Bret Saberhagen	1985
	20	Dennis Leonard	1980
	20*	Dennis Leonard	1977
	20	Paul Splittorff	1973
9.	19	Paul Splittorff	1978
10.	18+	Jason Vargas	2017
	18	Kevin Appier	1993
	18	Bret Saberhagen	1987
	18	Larry Gura	1982
	18	Larry Gura	1980
	18	Jim Colburn	1977
	18	Steve Busby	1975

WIN-LOSS PERCENTAGE (15+ DECISIONS)

1.	.800	Danny Duffy (12-3)	2016
	.800	Larry Gura (16-4)	1978
3.	.793*	Bret Saberhagen (23-6)	1989
4.	.769	Bret Saberhagen (20-6)	1985
5.	.762	David Cone (16-5)	1994
6.	.733	Doug Bird (11-4)	1977
7.	.727	Paul Splittorff (16-6)	1977
8.	.714	Mark Gubicza (20-8)	1988
9.	.692	Kevin Appier (18-8)	1993
10.	.684	Al Fitzmorris (13-6)	1974

LOSSES

1.	19	Darrell May	2004
	19	Paul Splittorff	1974
3.	18	Mark Gubicza	1987
	18	Danny Jackson	1987
	18+	Larry Gura	1983
6.	17	Zack Greinke	2005
	17	Paul Splittorff	1979
	17	Dennis Leonard	1978
	17	Dick Drago	1972
10.	16	Eight tied (last: Luke Hochevar, 2012)	

SHUTOUTS

1.	6	Roger Nelson	1972
2.	5+	Dennis Leonard	1979
	5	Dennis Leonard	1977
4.	4	Eight tied (last: Bret Saberhagen, 1989)	

GAMES STARTED

1.	40+	Dennis Leonard	1978
2.	38*	Dennis Leonard	1980
	38	Paul Splittorff	1978
	38	Steve Busby	1974
	38	Paul Splittorff	1973
6.	37	Larry Gura	1982
	37	Dennis Leonard	1977
	37	Paul Splittorff	1977
	37	Steve Busby	1973
10.	36	Mark Gubicza	1989
	36	Larry Gura	1980
	36	Paul Splittorff	1974

APPEARANCES

1.	84*	Dan Quisenberry	1985
2.	79+	Peter Moylan	2017
3.	76	Kelvin Herrera	2012
	76	Jason Grimsley	2003
5.	75*	Dan Quisenberry	1980
6.	74	Jimmy Gobble	2007
7.	73	Aaron Crow	2012
	73	Jason Grimsley	2001
	73	Scott Service	1998
	73	Jeff Montgomery	1990

COMPLETE GAMES

1.	21	Dennis Leonard	1977
2.	20	Dennis Leonard	1978
	20	Steve Busby	1974
4.	18	Steve Busby	1975
5.	16	Larry Gura	1980
	16	Dennis Leonard	1976
7.	15	Bret Saberhagen	1987
	15	Dick Drago	1971
9.	13	Paul Splittorff	1981
10.	12	Five tied (last: Bret Saberhagen*, 1989)	

SAVES

1.	47	Greg Holland	2013
2.	46	Greg Holland	2014
3.	45+	Jeff Montgomery	1993
	45*	Dan Quisenberry	1983
5.	44*	Dan Quisenberry	1984
6.	43	Joakim Soria	2010
7.	42	Joakim Soria	2008
8.	39	Jeff Montgomery	1992
9.	37*	Dan Quisenberry	1985
10.	36	Jeff Montgomery	1998

INNINGS PITCHED

1.	294.2	Dennis Leonard	1978
2.	292.2	Dennis Leonard	1977
3.	292.1	Steve Busby	1974
4.	283.1	Larry Gura	1980
5.	280.1	Dennis Leonard	1980
6.	269.2	Mark Gubicza	1988
7.	262.1*	Bret Saberhagen	1989
	262.0	Paul Splittorff	1978
	262.0	Paul Splittorff	1973
10.	260.2	Bret Saberhagen	1988

STRIKEOUTS

1.	244	Dennis Leonard	1977
2.	242	Zack Greinke	2009
3.	207	Kevin Appier	1996
4.	206	Bob Johnson	1970
5.	198	Steve Busby	1974
6.	196	James Shields	2013
	196	Kevin Appier	1997
8.	193	Bret Saberhagen	1989
9.	191	David Cone	1993
10.	188	Danny Duffy	2016

BASERUNNERS PER 9 INNINGS

1.	7.89*	Roger Nelson	1972
2.	8.71*	Bret Saberhagen	1989
3.	9.30	Larry Gura	1981
4.	9.56*	Bret Saberhagen	1985
5.	9.81*	Zack Greinke	2009
6.	9.99	Kevin Appier	1994
7.	10.01	David Cone	1994
8.	10.03	Larry Gura	1978
9.	10.04	Bret Saberhagen	1991
10.	10.24	Kevin Appier	1992

HITS ALLOWED PER 9 INNINGS

1.	6.23	Roger Nelson	1972
2.	6.74	Tom Gordon	1989
3.	6.82	David Cone	1994
4.	6.90	Kevin Appier	1993
5.	6.93	Bruce Dal Canton	1974
6.	7.17	Bret Saberhagen	1989
7.	7.21	Kevin Appier	1992
8.	7.26	Larry Gura	1981
9.	7.26	David Cone	1993
10.	7.29	Kevin Appier	1995

WALKS PER 9 INNINGS

1.	1.41*	Doug Bird	1976
2.	1.45*	Bret Saberhagen	1985
3.	1.48	Bret Saberhagen	1989
4.	1.50	Paul Byrd	2002
5.	1.61	Roger Nelson	1972
6.	1.72	Dick Drago	1971
7.	1.74	James Shields	2014
8.	1.80*	Mark Gubicza	1994
9.	1.83	Larry Gura	1981
10.	1.83	Dennis Leonard	1981

HITS ALLOWED

1.	284	Steve Busby	1974
2.	283*	Dennis Leonard	1978
3.	279	Paul Splittorff	1973
4.	272	Larry Gura	1980
5.	271	Dennis Leonard	1980
	271*	Bret Saberhagen	1988
7.	267*	Chris Haney	1996
8.	262	Tim Lincecum	1996
9.	252	Mark Gubicza	1989
	252	Paul Splittorff	1974
	252	Dick Drago	1973

WALKS-HITS/INNINGS PITCHED (WHIP)


1.	0.87	Roger Nelson	1972
2.	0.96	Bret Saberhagen	1989
3.	1.01	Larry Gura	1981
4.	1.06	Bret Saberhagen	1985
5.	1.07	Bret Saberhagen	1991
6.	1.07	David Cone	1994
7.	1.07	Zack Greinke	2009
8.	1.10	Larry Gura	1978
9.	1.11	Kevin Appier	1993
10.	1.11	Dennis Leonard	1977

WALKS ALLOWED

1.	120	Mark Gubicza	1987
2.	114	David Cone	1993
3.	109	Danny Jackson	1987
4.	107	Pat Rapp	1998
5.	105	Steve Busby	1973
6.	102	Jim Rooker	1970
7.	100	Rich Gale	1978
8.	99	Tom Gordon	1990
	99	Rich Gale	1979
10.	94	Mac Suzuki	2000

HOME RUNS ALLOWED

1.	38	Darrell May	2004
2.	37*	Tim Belcher	1998
3.	36	Paul Byrd	2002
	36*	Jeff Suppan	2000
5.	34	Ian Kennedy	2017
6.	33	Ian Kennedy	2016
	33	Bruce Chen	2012
	33	Brian Anderson	2004
	33	Dennis Leonard	1979
10.	32	Jakob Junis	2018
		Jeff Suppan	2002



Doug Bird led the American League with 1.41 walks per 9.0 innings in 1976, also setting a Royals record.

*Led League

+Tied for league lead

Single Season ratios based on a minimum 162 innings pitched

ERA

1.	2.55	Dan Quisenberry	1979-88
2.	3.05	Steve Farr	1985-90
3.	3.20	Jeff Montgomery	1988-99
4.	3.21	Bret Saberhagen	1984-91
5.	3.46	Al Fitzmorris	1969-76
6.	3.48	Marty Pattin	1974-80
7.	3.49	Kevin Appier	1989-99, 2003-2004
8.	3.52	Dick Drago	1969-73
9.	3.56	Doug Bird	1973-78
10.	3.60	Charlie Leibrandt	1984-89

WINS

1.	166	Paul Splittorff	1970-84
2.	144	Dennis Leonard	1974-86
3.	132	Mark Gubicza	1984-96
4.	115	Kevin Appier	1989-99, 2003-04
5.	111	Larry Gura	1976-85
6.	110	Bret Saberhagen	1984-91
7.	79	Tom Gordon	1988-95
8.	76	Charlie Leibrandt	1984-89
9.	70	Steve Busby	1972-80
	70	Al Fitzmorris	1969-76

WON-LOSS PERCENTAGE

1.	.593	Al Fitzmorris (70-48)	1969-76
2.	.587	Larry Gura (111-78)	1976-85
3.	.586	Steve Farr (34-24)	1985-90
4.	.585	Bret Saberhagen (110-78)	1984-91
5.	.576	Doug Bird (49-36)	1973-78
6.	.576	Dennis Leonard (144-106)	1974-86
7.	.565	Steve Busby (70-54)	1972-80
8.	.560	Rich Gale (42-33)	1978-81
9.	.556	Kevin Appier (115-92)	1989-99, 03-04
10.	.555	Charlie Leibrandt (76-61)	1984-1989

LOSSES

1.	143	Paul Splittorff	1970-84
2.	135	Mark Gubicza	1984-96
3.	106	Dennis Leonard	1974-86
4.	92	Kevin Appier	1989-99, 2003-2004
5.	78	Bret Saberhagen	1984-91
	78	Larry Gura	1976-85
7.	71	Tom Gordon	1988-95
8.	70	Dick Drago	1969-73
9.	67	Zack Greinke	2004-10
10.	65	Luke Hochevar	2007-16

SHUTOUTS

1.	23	Dennis Leonard	1974-86
2.	17	Paul Splittorff	1970-84
3.	16	Mark Gubicza	1984-96
4.	14	Bret Saberhagen	1984-91
	14	Larry Gura	1976-85
6.	11	Al Fitzmorris	1969-76
7.	10	Kevin Appier	1989-98, 2003-2004
	10	Charlie Leibrandt	1984-89
	10	Dick Drago	1969-73
10.	7	Three tied (last: Steve Busby, 1972-80)	

GAMES STARTED

1.	392	Paul Splittorff	1970-84
2.	327	Mark Gubicza	1984-96
3.	302	Dennis Leonard	1974-86
4.	275	Kevin Appier	1989-99, 2003-04
5.	226	Bret Saberhagen	1984-91
6.	219	Larry Gura	1976-85
7.	187	Charlie Leibrandt	1984-89
8.	181	Danny Duffy	2011-19
9.	169	Zack Greinke	2004-10
10.	160	Dick Drago	1969-73

APPEARANCES

1.	686	Jeff Montgomery	1988-99
2.	573	Dan Quisenberry	1979-88
3.	442	Kelvin Herrera	2011-2018
4.	429	Paul Splittorff	1970-84
5.	427	Joakim Soria	2007-11, 2016-17
6.	382	Mark Gubicza	1984-96
7.	312	Dennis Leonard	1974-86
8.	310	Larry Gura	1976-85
9.	309	Greg Holland	2010-15
10.	292	Doug Bird	1973-78

COMPLETE GAMES

1.	103	Dennis Leonard	1974-86
2.	88	Paul Splittorff	1970-84
3.	64	Bret Saberhagen	1984-91
4.	61	Larry Gura	1976-85
5.	53	Steve Busby	1972-80
	53	Dick Drago	1969-73
7.	42	Mark Gubicza	1984-96
8.	35	Al Fitzmorris	1969-76
9.	34	Charlie Leibrandt	1984-89
10.	32	Kevin Appier	1989-99, 2003-2004

SAVES

1.	304	Jeff Montgomery	1988-99
2.	238	Dan Quisenberry	1979-88
3.	162	Joakim Soria	2007-11, 2016-17
4.	145	Greg Holland	2010-15
5.	58	Doug Bird	1973-78
6.	57	Kelvin Herrera	2011-18
7.	54	Roberto Hernandez	2001-2002
8.	50	Mike MacDougal	2001-2006
9.	49	Steve Farr	1985-90
10.	47	Wade Davis	2013-16

INNINGS PITCHED

1.	2554.2	Paul Splittorff	1970-84
2.	2218.2	Mark Gubicza	1984-96
3.	2187.1	Dennis Leonard	1974-86
4.	1843.2	Kevin Appier	1989-99, 2003-04
5.	1701.1	Larry Gura	1976-85
6.	1660.1	Bret Saberhagen	1984-91
7.	1257.0	Charlie Leibrandt	1984-89
8.	1149.2	Tom Gordon	1988-95
9.	1134.0	Dick Drago	1969-73
10.	1108.0	Zack Greinke	2004-10

STRIKEOUTS

1.	1458	Kevin Appier	1989-99, 2003-04
2.	1366	Mark Gubicza	1984-96
3.	1323	Dennis Leonard	1974-86
4.	1093	Bret Saberhagen	1984-91
5.	1057	Paul Splittorff	1970-84
6.	999	Tom Gordon	1988-95
7.	931	Zack Greinke	2004-10
8.	926	Danny Duffy	2011-19
9.	720	Jeff Montgomery	1988-99
10.	702	Luke Hochevar	2007-16

BASERUNNERS PER 9 INNINGS

1.	10.35	Bret Saberhagen	1984-91
2.	10.41	Dan Quisenberry	1979-88
3.	11.25	Marty Pattin	1974-80
4.	11.37	Jeff Montgomery	1988-99
5.	11.37	Doug Bird	1973-78
6.	11.44	Kevin Appier	1989-99, 2003-04
7.	11.48	Larry Gura	1976-85
8.	11.57	Dennis Leonard	1974-86
9.	11.60	Buddy Black	1982-88
10.	11.70	Zack Greinke	2004-10

HITS ALLOWED PER 9 INNINGS

1.	8.05	Jeff Montgomery	1988-99
2.	8.14	Tom Gordon	1988-95
3.	8.16	Kevin Appier	1989-99, 2003-2004
4.	8.26	Steve Farr	1985-90
5.	8.41	Bret Saberhagen	1984-91
6.	8.51	Steve Busby	1972-80
7.	8.53	Ian Kennedy	2016-19
8.	8.58	Danny Duffy	2011-19
9.	8.51	Larry Gura	1976-85
10.	8.63	Yordano Ventura	2013-16

WALKS PER 9 INNINGS

1.	1.36	Dan Quisenberry	1979-88
2.	1.79	Bret Saberhagen	1984-91
3.	2.27	Zack Greinke	2004-10
4.	2.35	Jeremy Guthrie	2012-15
5.	2.37	Marty Pattin	1974-80
6.	2.37	Doug Bird	1973-78
7.	2.46	Dick Drago	1969-73
8.	2.56	Dennis Leonard	1974-86
9.	2.57	Charlie Leibbrandt	1984-89
10.	2.66	Buddy Black	1982-88

HITS ALLOWED

1.	2644	Paul Splittorff	1970-84
2.	2226	Mark Gubicza	1984-96
3.	2137	Dennis Leonard	1974-86
4.	1671	Kevin Appier	1989-99, 2003-04
5.	1628	Larry Gura	1976-85
6.	1551	Bret Saberhagen	1984-91
7.	1294	Charlie Leibbrandt	1984-89
8.	1162	Dick Drago	1969-73
9.	1121	Zack Greinke	2004-10
10.	1075	Al Fitzmorris	1969-76

WALKS

1.	783	Mark Gubicza	1984-96
2.	780	Paul Splittorff	1970-84
3.	634	Kevin Appier	1989-99, 2003-04
4.	622	Dennis Leonard	1974-86
5.	587	Tom Gordon	1988-95
6.	503	Larry Gura	1976-85
7.	433	Steve Busby	1972-80
8.	388	Danny Duffy	2011-19
9.	359	Al Fitzmorris	1969-76
	359	Charlie Leibbrandt	1984-89

HOME RUNS ALLOWED

1.	202	Dennis Leonard	1974-86
2.	192	Paul Splittorff	1970-84
3.	166	Larry Gura	1976-85
4.	153	Mark Gubicza	1984-96
5.	138	Kevin Appier	1989-99, 2003-2004
6.	128	Danny Duffy	2011-19
7.	126	Bret Saberhagen	1984-91
8.	123	Jeff Suppan	1998-2002
9.	116	Luke Hochevar	2007-15
10.	112	Zack Greinke	2004-10



Jeff Montgomery, the Royals' all-time saves leader, allowed just 8.05 hits per 9.0 innings in his KC career.
(Photo by Rick Stewart/Getty Images)

Stats per 9.0 innings based on min. 500 IP for Kansas City

BATTING LEADERS

GAMES (11)

161+	John Mayberry	1976
162+	Al Cowens	1977
162+	Hal McRae	1977
162+	Carlos Beltran	2002
162+	Billy Butler	2013
162+	Alcides Escobar	2014
162+	Alcides Escobar	2016
162+	Alcides Escobar	2017
162+	Eric Hosmer	2017
162+	Whit Merrifield	2019
162+	Jorge Soler	2019

AT BATS (4)

634	George Brett	1975
645	George Brett	1976
705	Willie Wilson	1980
681	Whit Merrifield	2019

BATTING AVERAGE (4)

.333	George Brett	1976
.390	George Brett	1980
.332	Willie Wilson	1982
.329	George Brett	1990

RUNS SCORED (2)

133	Willie Wilson	1980
136	Johnny Damon	2000

HITS (7)

195	George Brett	1975
215	George Brett	1976
212	George Brett	1979
230	Willie Wilson	1980
207+	Kevin Seitzer	1987
192	Whit Merrifield	2018
206	Whit Merrifield	2019

DOUBLES (8)

36+	Amos Otis	1970
33	Lou Piniella	1972
40	Amos Otis	1976
54	Hal McRae	1977
45	George Brett	1978
46+	Hal McRae	1982
45+	George Brett	1990
51	Alex Gordon	2012

TRIPLES (13)

11	Fred Patek	1971
13+	George Brett	1975
14	George Brett	1976
20	George Brett	1979
15+	Willie Wilson	1980
15	Willie Wilson	1982
21	Willie Wilson	1985
15	Willie Wilson	1987
11+	Willie Wilson	1988
13	Jose Offerman	1998
10+	Whit Merrifield	2019
10+	Adalberto Mondesi	2019
10+	Hunter Dozier	2019

HOME RUNS (1)

48	Jorge Soler	2019
----	--------------------	-------------

RUNS BATTED IN (1)

133	Hal McRae	1982
-----	-----------	------

TOTAL BASES (1)

298	George Brett	1976
-----	--------------	------

ON-BASE PERCENTAGE (3)

.417	John Mayberry	1973
.407	Hal McRae	1976
.461	George Brett	1980

SLUGGING PCT. (4)

.664	George Brett	1980
.463	George Brett	1983
.585	George Brett	1985
.593	Danny Tartabull	1991

ON-BASE PLUS SLUGGING (4)

.868	Hal McRae	1976
1.118	George Brett	1980
.947	George Brett	1983
1.022	George Brett	1985

STOLEN BASES (6)

52	Amos Otis	1971
53	Fred Patek	1977
83	Willie Wilson	1979
46	Johnny Damon	2000
34	Whit Merrifield	2017
45	Whit Merrifield	2018

BASE ON BALLS (3)

122	John Mayberry	1973
119	John Mayberry	1975
121	Darrell Porter	1979

HIT BY PITCH (3)

15+	Mike Sweeney	2000
23	David DeJesus	2007
19	Alex Gordon	2019

STRIKEOUTS (3)

166	Steve Balboni	1985
172	Bo Jackson	1989
178+	Jorge Soler	2019

PITCHING LEADERS

WINS (3)

20+	Dennis Leonard	1977
23	Bret Saberhagen	1989
18+	Jason Vargas	2017

LOSSES (3)

18	Larry Gura	1983
19	Darrell May	2004
17	Zack Greinke	2005

WINNING PERCENTAGE (1)

.793	Bret Saberhagen	1989
------	-----------------	------

ERA (3)

2.16	Bret Saberhagen	1989
2.56	Kevin Appier	1993
2.16	Zack Greinke	2009

COMPLETE GAMES (2)

12	Bret Saberhagen	1989
7	Paul Byrd	2002

APPEARANCES (4)

75	Dan Quisenberry	1980
69	Dan Quisenberry	1983
84	Dan Quisenberry	1985
79	Peter Moylan	2017

SHUTOUTS (1)

5+	Dennis Leonard	1979
----	----------------	------

INNINGS PITCHED (2)

201.2	Dennis Leonard	1981
262.1	Bret Saberhagen	1989

STARTS (10)

40+	Dennis Leonard	1978
38	Dennis Leonard	1980
26+	Dennis Leonard	1981
36+	Mark Gubicza	1989
33	Mark Gubicza	1995
34+	Gil Meche	2007
34+	Gil Meche	2008
34+	Bruce Chen	2012
34+	James Shields	2013
34+	James Shields	2014

SAVES (6)

33+	Dan Quisenberry	1980
35	Dan Quisenberry	1982
45	Dan Quisenberry	1983
44	Dan Quisenberry	1984
37	Dan Quisenberry	1985
45+	Jeff Montgomery	1993

WALKS PER 9 INNINGS (4)

1.41	Doug Bird	1976
1.45	Bret Saberhagen	1985
1.80	Mark Gubicza	1994
2.01	Chris Haney	1996

WHIP (4)

0.87	Roger Nelson	1972
1.13	Buddy Black	1984
1.06	Bret Saberhagen	1985
0.96	Bret Saberhagen	1989

HITS ALLOWED (5)

283	Dennis Leonard	1978
202	Dennis Leonard	1981
271	Bret Saberhagen	1988
267	Chris Haney	1996
236	Jeremy Guthrie	2013

HOME RUNS ALLOWED (3)

30	Dennis Leonard	1980
37	Tim Lincecum	1998
36	Jeff Suppan	2000

OUTFIELD ASSISTS (6)

15+	Amos Otis	1970
14	Willie Wilson	1981
17	Jermaine Dye	1999
20	Alex Gordon	2011
19	Jeff Francoeur	2012
17	Alex Gordon	2013

TEAM BATTING

Runs, Game, Royals	14
Runs, Game, Opponent	11 (Twice)
Runs, Inning, Royals	7
Runs, Inning, Opponent	6
Hits, Game, Royals	16
Hits, Game, Opponent	16 (Twice)
Doubles, Game, Royals	6
Doubles, Game, Opponent	5 (Twice)
Triples, Game, Royals	2 (Twice)
Triples, Game, Opponent	1 (Seven times)
Home Runs, Game, Royals	3 (Five times)
Home Runs, Game, Opponent	4
Extra-Base Hits, Game, Royals	7 (Thrice)
Extra-Base Hits, Game, Opponent	5 (Seven times)
Walks, Game, Royals	9
Walks, Game, Opponent	6 (Seven times)
Strikeouts, Game, Royals	15
Strikeouts, Game, Opponent	16
Most Left on Base, Game, Royals	13 (Twice)
Most Left on Base, Game, Opponent	15
Fewest Left on Base, Game, Royals	2 (Twice)
Fewest Left on Base, Game, Opponent	0
Stolen Bases, Game, Royals	7**
Stolen Bases, Game, Opponent	3 (Twice)

** - Ties MLB Postseason record

Game 4, 2015 ALCS (Toronto)
 Last: Game 3, 2015 ALCS (Toronto)
 Game 6, 2014 WS, 2nd (San Francisco)
 Game 3, 2015 ALCS, 3rd (Toronto)
 Game 2, 1978 ALCS (New York Yankees)
 Last: Game 4, 2014 WS (San Francisco)
 Game 6, 2014 WS (San Francisco)
 Last: Game 4, 1985 ALCS (Toronto)
 Last: Game 4, 1977 ALCS (New York Yankees)
 Last: Game 1, 2014 WS (San Francisco)
 Last: Game 1, 2014 ALCS (Baltimore)
 Game 4, 2015 ALDS (Houston)
 Last: Game 1, 2014 WS (San Francisco)
 Last: Game 5, 2015 ALCS (Toronto)
 Game 4, 1985 ALCS (Toronto)
 Last: Game 5, 2015 WS (New York Mets)
 Game 5, 1985 WS (St. Louis)
 Game 4, 2015 ALDS (Houston)
 Last: Game 1, 2015 WS (New York Mets)
 Game 5, 1980 WS (Philadelphia)
 Game 5, 2015 ALDS (Houston)
 Game 5, 2015 ALDS (Houston)
 Wild Card Game, 2014 (Oakland)
 Last: Game 6, 2015 ALCS (Toronto)

TEAM FIELDING

Double Plays, Game, Royals	3 (Twice)
Double Plays, Game, Opponent	3 (Twice)
Errors, Game, Royals	3 (Four times)
Errors, Game, Opponent	5

Last: Game 5, 2015 WS (New York Mets)
 Last: Game 2, 1985 WS (St. Louis)
 Last: Game 2, 1985 ALCS (Toronto)
 Game 2, 1976 ALCS (New York Yankees)

INDIVIDUAL BATTING

At Bats, Game	6 (Eight times)
Runs, Game	4
Hits, Game	4 (Four times)
Doubles, Game	3
Triples, Game	1 (21 times)
Home Runs, Game	3
RBI, Game	4 (Four times)
Walks, Game	3 (Five times)
Strikeouts, Game	4

Last: Alcides Escobar, Eric Hosmer, Mike Moustakas,
 Game 5, 2015 WS
 George Brett, Game 3, 1985 ALCS
 Last: Alcides Escobar, Game 3, 2015 ALCS
 Ben Zobrist, Game 3, 2015 ALCS
 Last: Alcides Escobar, Game 2, 2015 WS
 George Brett, Game 3, 1978 ALCS
 Last: Alcides Escobar, Game 4, 2015 ALCS
 Last: Jim Sundberg, Game 3, 1985 WS
 Alex Gordon, Game 2, 2014 ALCS

INDIVIDUAL PITCHING

Innings Pitched, Game	9.0 (Seven times)
Strikeouts, Game	9
Walks, Game	5 (Twice)
Earned Runs, Game	8
Hits Allowed, Game	12

Last: Johnny Cueto, Game 2, 2015 WS
 Dennis Leonard, Game 4, 1978 ALCS
 Last: Edinson Volquez, Game 5, 2015 WS
 Johnny Cueto, Game 3, 2015 ALCS
 Larry Gura, Game 1, 1976 ALCS

TEAM MISCELLANEOUS

Longest Game, Innings	14
Longest Game, Time (9 Innings)	4:17
Longest Game, Time (Extra-Innings)	5:09
Shortest Game, Time (9 Innings)	2:09
Shortest Game, Time (Extra-Innings)	3:19
Largest Victory Margin	12
Largest Margin of Defeat	7 (Twice)
Largest Deficit Overcome in Win	4 (Twice)
Largest Lead Lost	4 (Twice)

Game 1, 2015 WS (New York Mets)
 Game 2, 2014 ALCS (Baltimore)
 Game 1, 2015 WS (New York Mets), 14 innings
 Game 1, 1976 ALCS (New York Yankees)
 Game 3, 1980 WS (Philadelphia)
 Game 4, 2015 ALCS (Toronto)
 Last: Game 4, 2014 WS (San Francisco)
 Last: Game 4, 2015 ALDS (Houston)
 Last: Game 1, 2014 ALCS (Baltimore)

BATTING

BATTING AVERAGE

1.	.337	George Brett	1976-78, 80-81, 84-85
2.	.311	Alcides Escobar	2014-15
3.	.306	Freddie Patek	1976-78
4.	.303	Ben Zobrist	2015
5.	.295	Lorenzo Cain	2014-15

AT BATS

1.	166	George Brett	1976-78, 80-81, 84-85
2.	150	Frank White	1976-78, 80-81, 84-85
3.	135	Alcides Escobar	2014-15
4.	128	Willie Wilson	1978, 80-81, 84-85
5.	123	Eric Hosmer	2014-15

RUNS

1.	30	George Brett	1976-78, 80-81, 84-85
2.	24	Lorenzo Cain	2014-15
3.	21	Alcides Escobar	2014-15
4.	18	Eric Hosmer	2014-15
5.	17	Alex Gordon	2014-15

HITS

1.	56	George Brett	1976-78, 80-81, 84-85
2.	42	Alcides Escobar	2014-15
3.	36	Lorenzo Cain	2014-15
4.	35	Willie Wilson	1978, 80-81, 84-85
5.	34	Eric Hosmer	2014-15

DOUBLES

1.	11	Hal McRae	1976-78, 80-81, 84-85
2.	10	Alex Gordon	2014-15
3.	9	Alcides Escobar	2014-15
4.	8	George Brett	1976-78, 80-81, 84-85
	8	Ben Zobrist	2015

PITCHING

WINS

1.	3	Wade Davis	2014-15
	3	Dennis Leonard	1976-78, 80-81
	3	Dan Quisenberry	1980-81, 84-85
4.	2	10 tied	

INNINGS PITCHED

1.	50.0	Dennis Leonard	1976-78, 80-81
2.	46.1	Yordano Ventura	2014-15
3.	44.0	Larry Gura	1976-78, 80-81
4.	39.2	Charlie Leibrandt	1984-85
5.	38.2	Paul Splittorff	1976-78, 80

APPEARANCES

1.	22	Kelvin Herrera	2014-15
2.	20	Wade Davis	2014-15
3.	18	Dan Quisenberry	1980-81, 84-85
4.	11	Greg Holland	2014
5.	10	Dennis Leonard	1976-78, 80-81
	10	Yordano Ventura	2014-15

ERA

1.	0.36	Wade Davis	2014-15
2.	1.04	Danny Jackson	1985
3.	1.26	Kelvin Herrera	2014-15
4.	1.80	Renie Martin	1980-81
5.	2.16	Bret Saberhagen	1984-85

TRIPLES

1.	5	George Brett	1976-78, 80-81, 84-85
2.	3	Alcides Escobar	2014-15
3.	2	Willie Wilson	1978, 80-81, 84-85
4.	1	11 tied	

HOME RUNS

1.	10	George Brett	1976-78, 80-81, 84-85
2.	6	Mike Moustakas	2014-15
3.	5	Salvador Perez	2014-15
4.	4	Willie Aikens	1980-81
	4	Kendrys Morales	2015

RBI

1.	29	Eric Hosmer	2014-15
2.	23	George Brett	1976-78, 80-81, 84-85
3.	19	Lorenzo Cain	2014-15
4.	17	Alex Gordon	2014-15
5.	16	Frank White	1976-78, 80-81, 84-85

WALKS

1.	17	George Brett	1976-78, 80-81, 84-85
2.	16	Lorenzo Cain	2014-15
3.	14	Alex Gordon	2014-15
4.	12	Eric Hosmer	2014-15
	12	Hal McRae	1976-78, 80-81, 84-85

STOLEN BASES

1.	8	Lorenzo Cain	2014-15
	8	Amos Otis	1976-78, 80-81
3.	6	Willie Wilson	1978, 80-81, 84-85
4.	4	4 tied	

COMPLETE GAMES

1.	2	Danny Jackson	1985
	2	Dennis Leonard	1976-78, 80-81
	2	Bret Saberhagen	1984-85
4.	1	Three tied	

STRIKEOUTS

1.	38	Wade Davis	2014-15
	38	Kelvin Herrera	2014-15
3.	36	Yordano Ventura	2014-15
4.	31	Dennis Leonard	1976-78, 80-81
5.	23	Edinson Volquez	2015

OPPONENTS' AVERAGE

1.	.157	Chris Young	2015
2.	.163	Wade Davis	2014-15
3.	.186	Edinson Volquez	2015
4.	.189	Johnny Cueto	2015
5.	.200	Jason Vargas	2014

SAVES

1.	7	Greg Holland	2014
2.	4	Wade Davis	2015
3.	3	Dan Quisenberry	1980-81, 84-85

Career batting average is based on a minimum of 50 plate appearances in postseason play.
Career ERA and opponents' average based on a minimum of 15.0 innings pitched in postseason play.

COMPLETE GAME NO-HITTERS

No.	Pitcher	Date	Opponent	Score
1.	Steve Busby	April 27, 1973	at Detroit	3-0
2.	Steve Busby	June 19, 1974	at Milwaukee	2-0
3.	Jim Colborn	May 14, 1977	Texas	6-0
4.	Bret Saberhagen	August 26, 1991	Chicago	7-0

COMPLETE GAME ONE-HITTERS

No.	Pitcher	Date	Opponent	Score
1.	Bill Butler	August 9, 1969	at Cleveland	10-0
2.	Wally Bunker	September 11, 1969	at California	3-0
3.	Dick Drago	July 30, 1971 (4 1/2 inn.)	at Baltimore	0-1
4.	Paul Splittorff	August 11, 1971	at Washington	1-0
5.	Roger Nelson	August 23, 1972	Boston	3-0
6.	Paul Splittorff	August 3, 1975	Oakland	5-0
7.	Andy Hassler	July 2, 1977	at Cleveland	1-0
8.	Paul Splittorff	September 2, 1977 (G2)	Milwaukee	3-0
9.	Rich Gale	June 13, 1978	Texas	5-0
10.	Larry Gura	April 30, 1980	at Toronto	3-0
11.	Vida Blue	September 13, 1982	Seattle	8-0
12.	Charlie Leibrandt	May 16, 1987	Milwaukee	13-0
13.	Kevin Appier	July 7, 1990	at Detroit	4-0
14.	Hipolito Pichardo	July 21, 1992	Boston	8-0
15.	Dennis Rasmussen	September 29, 1992	at California	2-0
16.	Kevin Appier	July 27, 1993	Texas	0-1
17.	David Cone	May 22, 1994	at California	4-0
18.	Mark Gubicza	June 15, 1995	at Oakland	7-0
19.	Zack Greinke	August 30, 2009	at Seattle	3-0

COMPLETE GAME TWO-HITTERS

No.	Pitcher	Date	Opponent	Score
1.	Bob Johnson	August 23, 1970	Boston	4-3
2.	Al Fitzmorris	August 4, 1971 (2nd)	Minnesota	3-0
3.	Dick Drago	April 25, 1972	Baltimore	3-0
4.	Roger Nelson	October 4, 1972	Texas	4-0
5.	Paul Splittorff	April 14, 1973	at Chicago	3-0
6.	Paul Splittorff	June 18, 1974	at Milwaukee	4-0
7.	Al Fitzmorris	August 5, 1975	Minnesota	6-1
8.	Andy Hassler	August 20, 1976	Milwaukee	3-0
9.	Dennis Leonard	June 28, 1977	at California	3-1
10.	Rich Gale	May 15, 1978	Boston	3-1
11.	Dennis Leonard	June 11, 1980 (1st)	Cleveland	5-0
12.	Bret Saberhagen	May 17, 1985	at Milwaukee	3-0
13.	Bret Saberhagen	April 16, 1986	at Boston	1-0
14.	Dennis Leonard	April 29, 1986	at Detroit	1-2
15.	Danny Jackson	October 1, 1986	California	2-0
16.	Bret Saberhagen	April 10, 1987	New York	13-1
17.	Bret Saberhagen	May 9, 1987	at Cleveland	4-0
18.	Charlie Leibrandt	July 26, 1987	at Baltimore	4-0
19.	Mark Gubicza	June 11, 1988	at California	7-0
20.	Charlie Leibrandt	June 15, 1988	at Oakland	2-0
21.	Mark Gubicza	September 16, 1988	at Oakland	3-0
22.	Bret Saberhagen	May 18, 1990	at New York	4-1
23.	Chris Haney	September 22, 1992	Seattle	3-0
24.	David Cone	May 9, 1993	Texas	1-2
25.	Kevin Appier	August 7, 1996	Oakland	7-0
26.	Tim Lincecum	May 13, 1997	Boston	9-0
27.	Kevin Appier	May 21, 1997	at Cleveland	0-1
28.	Jose Rosado	July 3, 1998	Cleveland	1-2
29.	Jeff Suppan	April 29, 2002	at Detroit	4-0
30.	Brian Anderson	August 4, 2004	Chicago	11-0
31.	Bruce Chen	October 1, 2010	Tampa Bay	7-0
32.	James Shields	April 13, 2013	Toronto	2-3

COMPLETE GAME NO-HITTERS

No.	Pitcher	Date	Club	Score
1.	Nolan Ryan	May 15, 1973	California	0-3
2.	Jon Lester	May 19, 2008	at Boston	0-7

COMPLETE GAME ONE-HITTERS

No.	Pitcher	Date	Club	Score
1.	Jim Hannan	August 17, 1970	at Washington	0-7
2.	Vida Blue	September 11, 1970	Oakland	0-3
3.	Mike Cuellar	May 12, 1971	at Baltimore	0-6
4.	Bert Blyleven	May 24, 1973	at Minnesota	0-2
5.	Jim Bibby	June 29, 1973	at Texas	0-3
6.	Jim Palmer	June 8, 1975	at Baltimore	0-1
7.	Milt Wilcox	April 20, 1982	at Detroit	0-8
8.	Jim Beattie	September 27, 1983	at Seattle	0-4
9.	Ken Schrom	June 26, 1985	at Minnesota	1-2
10.	Mike Trujillo	September 20, 1986	at Seattle	0-3
11.	Curt Young	October 5, 1986	at Oakland	0-6
12.	Mike Boddicker	April 28, 1987	Baltimore	0-3
13.	Teddy Higuera	September 1, 1987	Milwaukee	0-2
14.	Jeff Robinson	July 28, 1988	at Detroit	1-7
15.	Jack Morris	July 6, 1990	at Detroit	0-4
16.	Ben McDonald	July 20, 1993	at Baltimore	0-7
17.	Mike Moore	July 25, 1993	at Detroit	0-3
18.	Bobby Witt	June 23, 1994	at Oakland	0-4
19.	Gil Meche	June 13, 2000 (5 IP)	Seattle	0-7
20.	Todd Ritchie	July 13, 2001	at Pittsburgh	0-1
21.	Scott Baker	August 31, 2007	at Minnesota	0-5
22.	Carlos Carrasco	September 25, 2015	Cleveland	0-6
23.	Andrew Heaney	June 5, 2018	at Los Angeles Angels	0-1

COMPLETE GAME TWO-HITTERS

No.	Pitcher	Date	Club	Score
1.	Mike Cuellar	May 18, 1969	Baltimore	0-5
2.	Sam McDowell	May 20, 1969	at Cleveland	1-4
3.	Earl Wilson	June 15, 1969	Detroit	0-7
4.	George Brunet	July 14, 1969	at California	0-2
5.	Steve Hargan	July 18, 1970	Cleveland	1-4
6.	Blue Moon Odom	September 6, 1970	at Oakland	1-7
7.	Jim Perry	September 25, 1970	Minnesota	0-1
8.	Jim Palmer	July 30, 1971 (4 1/2 inn.)	at Baltimore	0-1
9.	Mike Paul	August 12, 1972 (7 inn.)	at Texas	0-3
10.	Doc Medich	July 20, 1974	at New York	2-6
11.	Joe Decker	September 7, 1974	Minnesota	1-0
12.	Vida Blue	September 9, 1974	at Oakland	0-3
13.	Blue Moon Odom	June 4, 1975	at Cleveland	0-4
14.	Mike Cuellar	August 11, 1975	at Baltimore	0-4
15.	Jim Palmer	August 13, 1975	at Baltimore	0-3
16.	Mike Torrez	September 28, 1976	at Oakland	0-1
17.	Nolan Ryan	May 10, 1977	California	1-6
18.	Jim Clancy	April 13, 1979 (5 1/2 inn.)	at Toronto	1-4
19.	Sammy Stewart	June 7, 1979	at Baltimore	1-3
20.	Tom Underwood	August 7, 1979	at Toronto	2-3
21.	Jerry Koosman	September 4, 1979	at Minnesota	1-5
22.	Rick Sutcliffe	May 11, 1983	at Cleveland	0-2
23.	Scott McGregor	May 28, 1983	Baltimore	0-1
24.	Melido Perez	October 1, 1988	Chicago White Sox	0-3
25.	Jimmy Key	April 14, 1989	at Toronto	0-3
26.	John Cerutti	August 2, 1989	at Toronto	0-8
27.	Scott Bankhead	September 23, 1989	Seattle	0-8
28.	Ricky Bones	September 8, 1993	Milwaukee	1-2
29.	Pat Hentgen	May 3, 1994	at Toronto	0-1
30.	Steve Sparks	April 30, 2002	at Detroit	3-9
31.	Paul Byrd	July 1, 2005	Los Angeles Angels	0-5
32.	Jamie Moyer	June 2, 2006	at Seattle	0-4
33.	Jeff Niemann	June 3, 2009	at Tampa Bay	0-9

STEVE BUSBY
KANSAS CITY 3, DETROIT 0
April 27, 1973 at Detroit


In just his 10th Major League start, 23-year old Steve Busby recorded the first no-hitter in club history by shutting down Detroit on April 27, 1973. His no-hitter was the first in Tiger Stadium since 1952. He allowed 6 walks and struck out 4 in the 3-0 win.

In his next start, Busby allowed just 1 hit in 5.2 innings of work in a 5-3 win at Milwaukee on May 4. Busby picked up where he left off, tossing 5.1 hitless innings until Dave May homered in the sixth inning. Busby didn't allow any more hits but was removed later that inning because of wildness.

Kansas City	AB	R	H	RBI	BB	K	PO	A
Patek ss	4	0	0	0	1	1	4	5
Hovley dh	4	0	1	0	0	0	0	0
McRae ph,dh	1	0	0	0	0	0	0	0
Otis cf	4	1	1	1	1	0	2	0
Mayberry 1b	3	0	0	0	1	0	11	0
Piniella lf	4	0	2	0	0	0	3	0
Kirkpatrick rf	4	2	3	1	0	0	2	0
Rojas 3b	3	0	1	0	0	0	1	1
Schaal 3b	4	0	0	0	0	0	0	1
Healy c	4	0	0	0	0	0	4	0
Busby p	0	0	0	0	0	0	0	2
Totals	35	3	8	2	2	2	27	9

Detroit	AB	R	H	RBI	BB	K	PO	A
Northrup rf	4	0	0	0	0	0	5	0
Rodriguez 3b	3	0	0	0	0	1	1	2
Sims ph	0	0	0	0	1	0	0	0
Reese lf	3	0	0	0	1	0	2	0
Freehan c	2	0	0	0	2	0	2	1
Freehan c	3	0	0	0	0	0	0	0
G. Brown dh	3	0	0	0	0	0	0	0
N. Cash 1b	1	0	0	0	2	1	12	1
McAuliffe 2b	3	0	0	0	0	0	2	3
Stanley cf	3	0	0	0	0	1	1	0
Brinkman ss	3	0	0	0	0	1	2	4
Perry p	0	0	0	0	0	0	0	3
Scherman p	0	0	0	0	0	0	0	0
Totals	25	0	0	0	6	4	27	14

KC 0 0 0 0 1 0 0 1 1 - 3 8 0
DET 0 0 0 0 0 0 0 0 0 - 0 0 2

DP: Kansas City, 2; Detroit, 1. **E:** Rodriguez (1), N. Cash (2). **PB:** Healy (1); Freehan (1). **HR:** Kirkpatrick (3, 5th inning off Perry 0 on, 0 out); Otis (4, 8th inning off Perry 0 on, 1 out). **SH:** Rojas (1, off Perry).

Kansas City	IP	H	HR	R	ER	BB	K
Busby (2-2)	9.0	0	0	0	0	0	6
Detroit	IP	H	HR	R	ER	BB	K
Perry (2-2)	8.2	8	2	3	2	2	2
Scherman	0.1	0	0	0	0	0	0
Totals	9.0	8	2	3	2	2	2

WP: Busby (1).

Umpires: Rice, Goetz, Maloney, Evans

Time of Game: 2:18 **Attendance:** 16,345

STEVE BUSBY
KANSAS CITY 2, MILWAUKEE 0
June 19, 1974 at Milwaukee


Busby became the first pitcher in Major League history to collect no-hitters in each of his first 2 big league seasons when he defeated the Milwaukee Brewers on June 19, 1974 at County Stadium, 2-0.

George Scott, who walked to lead off the second inning, was Milwaukee's only baserunner in the game. Busby then retired 24 straight batters to establish a club record.

Busby then retired the first 9 batters faced in his next start against Chicago on June 24. The 33-straight batters retired established an American League record.

Kansas City	AB	R	H	RBI	BB	K	PO	A
Patek ss	4	0	2	0	0	0	1	2
Rojas 2b	4	0	1	0	0	0	3	6
Otis cf	4	0	1	0	0	1	3	0
Mayberry 1b	3	1	0	0	1	1	14	0
McRae dh	4	0	1	0	0	0	0	0
Wohlford lf	4	1	1	0	0	0	0	0
Cowens rf	3	0	0	0	1	0	2	0
Brett 3b	3	0	1	1	0	0	1	2
Healy c	3	0	0	0	0	0	3	0
Busby p	0	0	0	0	0	0	0	2
Totals	32	2	7	1	2	2	27	12

Milwaukee	AB	R	H	RBI	BB	K	PO	A
Money 3b	4	0	0	0	0	0	1	3
Yount ss	3	0	0	0	0	1	2	3
May rf	3	0	0	0	0	0	3	1
Scott 1b	2	0	0	0	1	0	9	1
Briggs lf	3	0	0	0	0	1	1	0
Porter c	3	0	0	0	0	0	2	0
Hansen dh	3	0	0	0	0	0	0	0
Coluccio cf	3	0	0	0	0	1	4	0
T. Johnson 2b	3	0	0	0	0	0	5	1
Wright p	0	0	0	0	0	0	0	2
Totals	27	0	0	0	1	3	27	11

KC 0 1 0 1 0 0 0 0 - 2 7 0

MIL 0 0 0 0 0 0 0 0 - 0 0 2

DP: Milwaukee, 2. **E:** Yount (12), Porter (7).

Kansas City	IP	H	HR	R	ER	BB	K
Busby (9-6)	9.0	0	0	0	0	1	3
Milwaukee	IP	H	HR	R	ER	BB	K
Wright (5-9)	9.0	7	0	2	1	2	2

Umpires: Brinkman, Chylak, McCoy, Bremigan

Time of Game: 2:03 **Attendance:** 9,019

JIM COLBORN

KANSAS CITY 6, TEXAS 0

May 14, 1977 at Kansas City



Jim Colborn secured his place in club history in his first season in Kansas City by becoming the first Royal to pitch a no-hitter in Royals Stadium. He no-hit the Texas Rangers on May 14, 1977 in a 6-0 win to collect the first of 3 no-hitters in the Major Leagues during the 1977 campaign.

Colborn hit Toby Harrah and walked Jim Sundberg in the sixth inning to mark the only Rangers' baserunners. He faced only 28 batters in the game and struck out 6 in the outing.

Texas	AB	R	H	RBI	BB	K	PO	A
Washington lf	4	0	0	0	0	0	1	0
Campaneris ss	3	0	0	0	0	0	1	3
Hargrove 1b	3	0	0	0	0	0	8	0
Horton dh	3	0	0	0	0	1	0	0
Grieve rf	3	0	0	0	0	1	5	1
Harrah 3b	2	0	0	0	0	0	1	1
Wills 2b	3	0	0	0	0	3	2	3
Sundberg c	1	0	0	0	1	0	3	1
Fahey ph	1	0	0	0	0	0	0	0
Beniquez cf	2	0	0	0	0	1	2	0
May ph	1	0	0	0	0	0	0	0
Boggs p	0	0	0	0	0	0	0	0
Marshall p	0	0	0	0	0	0	1	0
Totals	26	0	0	0	1	6	24	

Kansas City	AB	R	H	RBI	BB	K	PO	A
Nelson dh	4	1	0	0	1	0	3	0
Poquette rf	4	1	2	1	0	0	0	0
McRae lf	2	0	1	1	2	0	1	0
Zdeb pr, lf	0	0	0	0	0	0	1	0
Cowens cf	4	0	2	0	0	0	4	0
LaCock 1b	4	1	2	0	0	0	7	4
Porter c	4	1	2	1	0	1	6	0
Rojas 3b	4	1	1	0	0	2	0	0
Patek ss	4	1	2	2	0	0	0	2
White 2b	3	0	0	1	0	0	1	3
Colborn p	0	0	0	0	0	0	4	1
Totals	33	6	12	6	3	3	27	10

TEX 000 000 000 - 0 0 0

KC	0 0 2	0 0 2	0 2 x	-	6	12	0
----	-------	-------	-------	---	---	----	---

DP: Texas, 1; Kansas City, 1. **HBP:** Harrah (1, by Colborn). **2B:** LaCock 2 (5, off Boggs 2); Rojas (5, off Boggs); Porter (7, off Marshall). **3B:** Poquette (2, off Boggs); Porter (2, off Boggs); Patek (3, off Marshall). **SH:** White (3, off Marshall). **SB:** Rojas (1, 2nd base off Marshall/Sundberg); Harrah (3, 2nd base off Colborn/Porter). **CS:** Patek (2, 2nd base by Marshall/Sundberg).

Texas	IP	H	HR	R	ER	BB	K
Boggs (0-3)	5.1	9	0	4	4	2	3
Marshall	2.2	3	0	2	2	1	0
Totals	8.0	12	0	6	6	3	3

Kansas City	IP	H	HR	R	ER	BB	K
Colborn (5-3)	9.0	0	0	0	0	1	6

HBP: Colborn (6, Harrah).

Umpires: Deegan, McKean, Ford, DiMuro

Time of Game: 2:10 Attendance: 29,978

BRET SABERHAGEN

KANSAS CITY 7, CHICAGO 0

August 26, 1991 at Kansas City



Bret Saberhagen collected the Royals last no-hitter on Aug. 26, 1991 with a 7-0 win over the White Sox at Royals Stadium. He walked 2 and struck out 5 batters in the no-hit effort.

Saberhagen became just the third pitcher in Major League history to throw a no-hitter, win a Cy Young Award and be named World Series MVP, joining Hall of Famers Sandy Koufax and Bob Gibson.

Chicagos	AB	R	H	RBI	BB	K	PO	A
Raines lf	4	0	0	0	0	2	5	1
Cora 2b	4	0	0	0	0	1	1	7
Thomas 1b	4	0	0	0	0	0	6	1
Ventura 3b	3	0	0	0	0	0	1	0
Fisk dh	3	0	0	0	0	1	0	0
Pasqua rf	2	0	0	0	1	0	1	0
Johnson cf	3	0	0	0	0	0	1	0
Karkovice c	2	0	0	0	1	1	2	0
Merullo c	0	0	0	0	0	0	0	0
Guillen ss	3	0	0	0	0	0	6	1
Hough p	0	0	0	0	0	0	1	0
Patterson p	0	0	0	0	0	0	0	1
Pall p	0	0	0	0	0	0	0	0
Radinsky p	0	0	0	0	0	0	0	0
Totals	28	0	0	0	2	5	24	11

Kansas City	AB	R	H	RBI	BB	K	PO	A
McRae cf	4	2	1	0	0	1	0	1
Gibson lf	4	3	3	1	1	0	3	0
Brett dh	3	1	2	1	1	0	0	0
Eisenreich rf	3	0	1	1	0	0	3	0
Benzingen lb	4	1	2	3	0	0	12	0
Pecota 3b	4	0	1	1	0	0	0	2
Mayne c	4	0	1	0	0	0	5	0
Howard ss	4	0	1	0	0	0	0	3
Shumpert 2b	4	0	1	0	0	2	0	5
Saberhagen p	0	0	0	0	0	0	3	2
Totals	34	7	13	7	2	2	27	12

CHI 000 000 000 - 0 0 1

CH	000	000	000	-	0	0	1
KC	203	200	00x	-	7	13	1

E: Patterson (3); Gibson (3). **PB:** Karkovice (2). **2B:** Pecota (17, off Hough); Benzing (8, off Patterson). **3B:** Gibson (6, off Patterson). **SF:** Brett (7, off Hough); Eisenreich (3, off Patterson). **HBP:** McRae (2, by Patterson). **SB:** Benzing (1, 2nd base off Hough/Karkovice).

Chicago	IP	H	HR	R	ER	BB	K
Hough (7-8)	2.2	8	0	5	5	1	0
Patterson	1.0	2	0	2	2	1	1
Pall	3.1	2	0	0	0	0	1
Radinsky	1.0	1	0	0	0	0	0
Totals	8.0	13	0	7	7	2	2

Kansas City	IP	H	HR	R	ER	BB	K
Saberhagen (10-6)	9.0	0	0	0	0	2	5

WP: Pall (2). **HBP:** Patterson (1, McCabe)

Umpires: Hendry, I. Hirschbeck, Phillips, Cederstrom

Time of Game: 2:30 **Attendance:** 25,164

PAIR OF NO-HITTERS AGAINST THE ROYALS

California Angels ace Nolan Ryan recorded the 1st no-hitter in Kauffman Stadium history and the first of two no-hitters against the Royals on **May 15, 1973**. He struck out 12 and allowed only 3 base runners, all walks, in the 3-0 win. It was the first of two no-hitters for Ryan on the season and the first of a record seven no-hitters in his career.



(Photo by Louis Requena/Getty Images)

Boston Red Sox lefty Jon Lester recorded the second no-hitter against the Royals on **May 19, 2008**. The no-hitter was the first pitched against the Royals in a road game for KC. Lester walked two (Billy Butler and Esteban German) and struck out nine, throwing 130 pitches. The Red Sox went on to win the game, 7-0, in front of 37,746 faithful at Fenway Park.



(Photo by Elsa/Getty Images)

SIX-HIT GAMES

No.	Player	Date	Opponent
1.	Bob Oliver	May 4, 1969	at California
2.	Kevin Seitzer	August 2, 1987	Boston
3.	Joe Randa	September 9, 2004	at Detroit (1)

FIVE-HIT GAMES

No.	Player	Date	Opponent
1.	Amos Otis	May 1, 1970	Cleveland
2.	George Brett	September 5, 1975	at California
3.	Tom Poquette	June 15, 1976	at Detroit
4.	George Brett	September 9, 1976	California (10 innings)
5.	Al Cowens	June 1, 1977	at Toronto
6.	Joe Zdeb	July 1, 1977	at Cleveland
7.	Al Cowens	September 6, 1977	at Seattle
8.	Darrell Porter	June 4, 1978	Chicago
9.	George Brett	May 28, 1979	Baltimore (15 innings)
10.	Amos Otis	August 27, 1979	Milwaukee (10 innings)
11.	Willie Wilson	July 18, 1980	at New York
12.	Hal McRae	August 2, 1980	at Chicago
13.	George Brett	August 26, 1980	at Milwaukee
14.	Hal McRae	May 29, 1982	at Texas
15.	Willie Aikens	June 6, 1982	at New York
16.	George Brett	June 10, 1986	Seattle
17.	Willie Wilson	May 13, 1987	at Baltimore (12 innings)
18.	Kevin Seitzer	June 21, 1990	at Minnesota
19.	Jim Eisenreich	June 24, 1990	at Minnesota
20.	Kevin Seitzer	July 4, 1991	at California
21.	Brian McRae	May 31, 1994	at Boston
22.	Wally Joyner	July 16, 1994	Detroit
23.	Vince Coleman	July 29, 1995	Detroit (16 innings)
24.	Hal Morris	August 12, 1998	at Boston
25.	Joe Randa	June 9, 1999	St. Louis
26.	Joe Randa	July 9, 1999	Houston
27.	Johnny Damon	July 18, 2000	Chicago (NL)
28.	Johnny Damon	September 11, 2000	Seattle
29.	Joe Randa	May 12, 2001	at Minnesota
30.	Angel Berroa	September 16, 2003	at Cleveland
31.	Angel Berroa	September 13, 2004	New York
32.	Tony Graffanino	May 29, 2005	at Los Angeles
33.	Mike Sweeney	July 9, 2005	Minnesota
34.	Mark Teahen	April 17, 2009	at Texas
35.	Billy Butler	July 27, 2009	at Baltimore
36.	Eric Hosmer	September 20, 2011	Detroit
37.	Billy Butler	May 13, 2013	at Los Angeles
38.	Billy Butler	September 5, 2013	Seattle
39.	Salvador Perez	May 23, 2016	at Minnesota
40.	Eric Hosmer	July 26, 2017	at Detroit
41.	Whit Merrifield	July 8, 2018	vs. Boston

CYCLES

No.	Player	Date	Opponent	Outcome	Order
1.	Fred Patek	July 9, 1971	at Minnesota	KC, 6-3	2B, 1B, 3B, HR
2.	John Mayberry	August 5, 1977	Chicago	KC, 12-2	1B, HR, 3B, 2B
3.	George Brett	May 28, 1979	Baltimore	KC, 5-4 (16)	3B, HR, 1B, 2B
4.	Frank White	September 26, 1979	at California	KC, 4-0	1B, HR, 2B, 3B
5.	Frank White	August 3, 1982	Detroit	KC, 6-5	HR, 2B, 1B, 3B
6.	George Brett	July 25, 1990	at Toronto	KC, 6-1	1B, 3B, 2B, HR

ROYALS TOP HITTING STREAKS

Streak	Name	Dates	Streak	Name	Dates
31	Whit Merrifield	Sept. 10, 2018-April 10, 2019	18 (cont.)	Gregg Jefferies	May 13-June 1, 1992
30	George Brett	July 18-Aug. 18, 1980		Joe Randa	July 1-21, 1999
27	Jose Offerman	July 11-Aug. 7, 1998		Alberto Callaspo	September 7-27, 2008
25 (2x)	George Brett	Sept. 27, 1982-May 8, 1983		Eric Hosmer	April 10-29, 2016
	Mike Sweeney	July 18-Aug. 13, 1999	17 (10x)	Hal McRae	July 10-29, 1974
22	Brian McRae	July 20-Aug. 13, 1991		Willie Wilson	April 19-May 26, 1982
21 (2x)	Rey Sanchez	May 11-June 3, 2001		Willie Wilson	June 27-July 16, 1983
	Jose Guillen	June 4-27, 2010		Kevin Seitzer	April 27-May 16, 1990
19 (4x)	Amos Otis	July 30-Aug. 17, 1974		Kevin McReynolds	May 24-June 12, 1992
	David DeJesus	Sept. 19, 2004-April 8, 2005		Vince Coleman	May 21-June 13, 1995
	Alex Gordon	April 3-26, 2011		David DeJesus	Aug. 29-Sept. 18, 2009
	Whit Merrifield	May 13-June 4, 2017		Jeff Francoeur	April 9-28, 2011
18 (7x)	Lou Piniella	July 11-29, 1970		Salvador Perez	Aug. 22-Sept. 13, 2012
	Ed Kirkpatrick	April 4-May 12, 1973		Alcides Escobar	Sept. 20, 2014-April 15, 2015
	Willie Wilson	July 13-27, 1984			

HOME RUN RECORDS

HOME RUNS BY YEAR

Year	Royals			Opponents		
	In KC	On Road	Total	In KC	On Road	Total
1969	39	59	98	63	73	136
1970	46	51	97	48	90	138
1971	23	57	80	36	48	84
1972	29	49	78	28	57	85
1973	54	60	114	61	53	114
1974	38	51	89	42	49	91
1975	46	72	118	45	63	108
1976	37	28	65	35	48	83
1977	56	90	146	50	60	110
1978	43	55	98	44	64	108
1979	53	63	116	81	84	165
1980	47	68	115	51	78	129
1981	17	44	61	27	48	75
1982	61	71	132	64	99	163
1983	50	59	109	66	67	133
1984	48	69	117	59	77	136
1985	67	87	154	43	60	103
1986	60	77	137	46	75	121
1987	73	95	168	57	71	128
1988	55	66	121	37	65	102
1989	38	63	101	26	60	86
1990	42	58	100	46	70	116
1991	47	70	117	40	65	105
1992	24	51	75	41	65	106
1993	50	75	125	49	56	105
1994	41	59	100	48	47	95
1995	49	70	119	68	74	142
1996	50	73	123	90	86	176
1997	88	70	158	94	92	186
1998	76	58	134	110	86	196
1999	74	77	151	96	106	202
2000	84	66	150	117	122	239
2001	75	77	152	112	97	209
2002	88	52	140	121	91	212
2003	69	93	162	113	77	190
2004	56	94	150	90	118	208
2005	51	75	126	80	98	178
2006	65	59	124	102	111	213
2007	49	53	102	79	89	168
2008	50	70	120	73	86	159
2009	65	79	144	69	97	166
2010	60	61	121	82	94	176
2011	53	76	129	68	95	163
2012	62	69	131	87	76	163
2013	55	57	112	70	85	155
2014	43	52	95	59	69	128
2015	62	77	139	68	87	155
2016	64	83	147	91	115	206
2017	88	105	193	86	110	196
2018	67	88	155	103	102	205
2019	62	100	162	101	120	221
Total	2,789	3,481	6,270	3,462	4,075	7,537

HOME RUNS BY CLUB

Team	2019			1969-2019		
	Home	Road	Total	Home	Road	Total
Arizona	-	-	-	12	12	24
Atlanta	0	2	2	3	7	10
Baltimore	4	3	7	184	208	392
Boston	4	6	10	163	192	355
Chicago Cubs	-	-	-	12	11	23
Chicago White Sox	5	16	21	280	356	636
Cincinnati	-	-	-	7	19	26
Cleveland	10	9	19	240	307	547
Colorado	-	-	-	12	14	26
Detroit	9	20	29	278	363	641
Houston	0	5	5	23	37	60
Los Angeles Angels	0	0	0	177	232	409
Los Angeles Dodgers	-	-	-	5	5	10
Miami	-	2	2	7	6	13
Milwaukee	-	-	-	121	145	266
Minnesota	9	9	18	276	358	534
New York Mets	0	-	0	2	7	9
New York Yankees	5	6	11	171	200	371
Oakland	4	2	6	204	199	403
Philadelphia	3	-	3	7	10	17
Pittsburgh	-	-	-	10	19	29
St. Louis	0	2	2	48	34	82
San Diego	-	-	-	5	17	22
San Francisco	-	-	-	11	4	15
Seattle	5	5	10	177	205	382
Tampa Bay	3	6	9	66	64	130
Texas	0	4	4	159	264	423
Toronto	1	3	4	123	186	319
Washington	-	0	0	6	0	6
Totals	62	100	162	2,789	3,481	6,270

WALK-OFF HOME RUNS

No.	Batter	Date	Pitcher	Opponent	Inn.	On	Final
1.	Lou Piniella	June 30, 1969	Rudy May	California	9	0	2-1
2.	Paul Schaaf (2nd)	July 3, 1973	Ken Sanders	Minnesota	9	0	7-6
3.	Amos Otis	July 22, 1973	Eduardo Rodriguez	Milwaukee	9	2	7-5
4.	Rick Reichardt	September 22, 1973	Jackie Brown	Texas	14	1	5-3
5.	Cookie Rojas	May 28, 1974	Bob Reynolds	Baltimore	11	3	9-5
6.	John Mayberry	May 15, 1976	Rich Gossage	Chicago	12	0	2-1
7.	George Brett	July 17, 1976	Luis Tiant	Boston	9	0	2-1
8.	Al Cowens	September 15, 1977 (2)	Doug Bair	Oakland	10	0	5-4
9.	Amos Otis	May 12, 1978	Rich Gossage	New York	9	1	4-3*
10.	George Brett (2nd)	May 28, 1979	Sammy Stewart	Baltimore	16	0	5-4^
11.	Willie Wilson	June 9, 1979	Ken Clay	New York	13	0	9-8*
12.	Hal McRae	September 10, 1979 (1)	Mike Marshall	Minnesota	14	0	6-5
13.	George Brett	September 15, 1979	Byron McLaughlin	Seattle	11	0	5-4
14.	George Brett	September 30, 1980	Mike Parrott	Seattle	14	2	7-5
15.	Amos Otis	May 10, 1982	Rollie Fingers	Milwaukee	9	0	3-2
16.	Willie Aikens	August 21, 1982	Salome Barojas	Chicago	9	0	4-3
17.	Greg Pryor	April 25, 1984	Tippy Martinez	Baltimore	9	0	3-2
18.	Greg Pryor	August 26, 1984	Bert Roberge	Chicago	16	0	6-5
19.	Jim Sundberg	August 10, 1985	Bill Caudill	Toronto	10	0	4-3
20.	Steve Balboni	September 8, 1985	Rollie Fingers	Milwaukee	11	1	13-11
21.	Hal McRae	May 13, 1986	Guillermo Hernandez	Detroit	11	1	4-2
22.	Frank White	July 20, 1986	Dickie Noles	Cleveland	9	0	3-2
23.	Frank White (2nd)	August 19, 1986	Dale Mohoric	Texas	11	0	9-8
24.	George Brett	August 27, 1987	Dale Mohoric	Texas	10	0	3-2
25.	Bo Jackson	July 8, 1989	John Davis	Chicago	11	0	4-3
26.	Pat Tabler	September 12, 1989	Kenny Rogers	Texas	9	1	6-5
27.	Rex Palacios	May 14, 1990	Jeff Reardon	Boston	10	3	9-5
28.	Jim Eisenreich	August 14, 1990	Gary Mielke	Texas	9	0	1-0
29.	George Brett (2nd)	September 26, 1993	Paul Swingle	California	10	0	9-8
30.	Bob Hamelin	April 13, 1994	Jeff Russell	Boston	9	1	2-1
31.	Bob Hamelin	July 25, 1994	Roberto Hernandez	Chicago	12	2	6-4
32.	Gary Gaetti	May 13, 1995	Troy Percival	California	9	1	4-2
33.	Jon Nunnally	May 18, 1995	Jim Converse	Seattle	14	0	3-2
34.	Gary Gaetti	June 3, 1995	Graeme Lloyd	Milwaukee	9	0	2-1
35.	Jon Nunnally	July 29, 1995	John Doherty	Detroit	16	0	5-4
36.	Bob Hamelin	September 5, 1995	Ken Robinson	Toronto	10	0	9-8
37.	Chili Davis (300th)	April 29, 1997	Paul Quantrill	Toronto	10	0	6-5
38.	Mike Sweeney	May 15, 1997	Doug Brocail	Detroit	9	1	10-9
39.	Chili Davis	May 25, 1997	Bobby Ayala	Seattle	11	0	4-3
40.	Dean Palmer	August 13, 1998	Roberto Hernandez	Tampa Bay	10	1	6-4
41.	Jermaine Dye	July 25, 1999	Chad Harville	Oakland	10	1	13-11
42.	Johnny Damon	April 10, 2000	LaTroy Hawkins	Minnesota	9	0	6-5
43.	Brian Johnson	April 11, 2000	Tim Worrell	Baltimore	12	1	7-5
44.	Rey Sanchez	April 12, 2000	Mike Trombley	Baltimore	9	2	7-6
45.	Dermal Brown	May 5, 2001	Travis Miller	Minnesota	12	1	12-10
46.	Joe Randa	May 16, 2001	Esteban Yan	Tampa Bay	9	3	9-5
47.	Mike Sweeney	June 14, 2001	Gene Stechschulte	St. Louis	13	0	3-2
48.	Joe Randa	May 26, 2002 (2)	Hideki Irabu	Texas	9	1	7-5
49.	Raul Ibanez	June 9, 2002	Mike Timlin	St. Louis	9	0	3-2
50.	Brent Mayne	July 16, 2002	Juan Alvarez	Texas	11	0	6-5
51.	Michael Tucker	July 18, 2002	Damaso Marte	Chicago	9	1	5-3
52.	Ken Harvey	April 18, 2003	Matt Anderson	Detroit	11	0	4-3
53.	Carlos Beltran	July 20, 2003	Arthur Rhodes	Seattle	10	1	7-5
54.	Carlos Beltran	April 5, 2004	Damaso Marte	Chicago	9	1	9-7
55.	Alberto Castillo	April 19, 2005	Arthur Rhodes	Cleveland	9	0	6-5
56.	David DeJesus	July 12, 2008	Brandon Morrow	Seattle	9	1	5-4
57.	Alex Gordon	July 30, 2010	Alfredo Simon	Baltimore	9	2	7-5
58.	Kila Ka'aihue	April 1, 2011	Michael Kohn	Los Angeles	9	0	2-1
59.	Matt Treanor	April 3, 2011	Jason Bulger	Los Angeles	13	2	12-9
60.	Billy Butler	June 1, 2011	Scott Downs	Los Angeles	9	1	2-0
61.	Billy Butler	July 18, 2012	Josh Kinney	Seattle	9	0	8-7
62.	Salvador Perez	September 15, 2012	Ernesto Frieri	Los Angeles	9	0	3-2
63.	Mike Moustakas	September 5, 2013	Chance Ruffin	Seattle	13	0	7-6
64.	Justin Maxwell	September 22, 2013	Joakim Soria	Texas	10	3	4-0
65.	Alex Gordon	August 26, 2014	Glen Perkins	Minnesota	9	1	2-1
66.	Paulo Orlando	July 7, 2015 (1)	Brad Boxberger	Tampa Bay	9	3	9-5
67.	Kendrys Morales	May 15, 2016	Jason Grilli	Atlanta	13	1	4-2
68.	Mike Moustakas	June 6, 2017	Ken Giles	Houston	9	1	9-7
69.	Eric Hosmer	August 23, 2017	Greg Holland	Colorado	9	2	6-4
70.	Alcides Escobar	May 29, 2018	Taylor Rogers	Minnesota	14	0	2-1
71.	Hunter Dozier	August 24, 2018	Cody Allen	Cleveland	9	0	5-4
72.	Whit Merrifield	September 1, 2018	Mychal Givens	Baltimore	9	1	5-4
73.	Salvador Perez	September 14, 2018	Trevor Hildenberger	Minnesota	9	3	8-4
74.	Ryan O'Hearn	September 3, 2019	Zac Reiner	Detroit	9	1	6-5

*Brett's home run on May 28, 1979 marked just the third time in club history a player hit for the cycle.

WALK-OFF HOMERS - BY THE NUMBERS

By Year:

5 times (1):	1995
4 times (3):	1979, 2002, 2018
3 times (6):	1973, 1986, 1997, 2000, 2001, 2011
2 times (11):	1976, 1982, 1984, 1985, 1989, 1990, 1994, 2003, 2012, 2013, 2017
1 time (17):	1969, 1974, 1977, 1978, 1980, 1987, 1993, 1998, 1999, 2004, 2005, 2008, 2010, 2014, 2015, 2016, 2019
None (13):	1970, 1971, 1972, 1975, 1981, 1983, 1988, 1991, 1992, 1996, 2006, 2007, 2009

GRAND SLAMS

No.	Player	Date	Inning	Opponent	Pitcher
1	Bob Oliver	July 4, 1969 (#1)	8	Seattle	Jim Bouton
2	Ed Kirkpatrick	August 13, 1970	8	at Boston	John Curtis
3	Bob Oliver	April 19, 1971	5	at Minnesota	Steve Barber
4	Paul Schaal	June 4, 1972 (#1)	6	Boston	Ray Culp
5	Cookie Rojas	July 12, 1972	10	at Baltimore	Mickey Scott
6	John Mayberry	September 20, 1972	1	at California	Rudy May
7	Lou Piniella	May 23, 1973	3	at Minnesota	Jim Kaat
8	Kurt Bevacqua	July 9, 1973	5	at Milwaukee	Jerry Bell
9	Cookie Rojas	May 28, 1974	11	Baltimore	Bob Reynolds
10	Vada Pinson	August 21, 1974	7	at Cleveland	Tim Buskey
11	Hal McRae	September 26, 1974	2	California	Chuck Dobson
12	Frank White	June 25, 1975	12	at California	Luis Quintana
13	Amos Otis	April 18, 1978	1	at Toronto	Dave Lemanczyk
14	Al Cowens	August 6, 1978	1	Toronto	Balor Moore
15	George Brett	September 28, 1980	6	at Minnesota	Pete Redfern
16	Jerry Grote	June 3, 1981	5	Seattle	Ken Clay
17	Frank White	August 12, 1981	8	at Baltimore	Jeff Schneider
18	Amos Otis	April 9, 1982	1	Detroit	Jack Morris
19	Hal McRae	July 6, 1982	1	Boston	John Tudor
20	Willie Aikens	September 30, 1982	7	Oakland	Bob Owchinko
21	Pat Sheridan	May 18, 1984	4	Texas	Charlie Hough
22	Frank White	August 3, 1984	4	at Detroit	Milt Wilcox
23	Don Slaught	August 16, 1984	6	at Texas	Mike Mason
24	George Brett	September 21, 1984	7	Oakland	Dave Leiper
25	Darryl Motley	September 24, 1984 (#2)	6	California	Frank LaCorte
26	Steve Balboni	April 30, 1985	3	Cleveland	Jose Ramon
27	Frank White	July 10, 1985	1	at New York	Dennis Rasmussen
28	Steve Balboni	September 20, 1985	1	Minnesota	Bert Blyleven
29	Frank White	May 15, 1986	8	Cleveland	Rich Yett
30	Jim Sundberg	July 11, 1986	3	Detroit	Frank Tanana
31	Darryl Motley	August 10, 1986	4	at New York	Dennis Rasmussen
32	Bo Jackson	April 14, 1987	6	Detroit	Nate Snell
33	Jamie Quirk	August 22, 1987	6	at Milwaukee	Mark Knudson
34	Frank White	August 25, 1987	6	Texas	Dwayne Henry
35	Kevin Seitzer	August 30, 1987	6	at Chicago	Scott Nielsen
36	Danny Tartabull	October 2, 1987	5	Minnesota	Frank Viola
37	Danny Tartabull	May 15, 1988	3	at Texas	Charlie Hough
38	Danny Tartabull	August 11, 1988	1	Baltimore	Jay Tibbs
39	Danny Tartabull	September 20, 1988	1	at Seattle	Terry Taylor
40	Jim Eisenreich	August 19, 1989	4	at Seattle	Randy Johnson
41	Bo Jackson	September 27, 1989	7	at California	Willie Fraser
42	Gerald Perry	May 8, 1990	1	at Texas	Nolan Ryan
43	Rey Palacios	May 14, 1990	10	Boston	Jeff Reardon
44	Mike Macfarlane	August 4, 1990	2	at Baltimore	Pete Harnisch
45	Kurt Stillwell	May 25, 1991	9	at Minnesota	Larry Casian
46	Kirk Gibson	June 19, 1991	6	at Texas	Joe Bitter
47	Mike Macfarlane	July 11, 1991	2	at Detroit	Mark Leiter
48	Brian McRae	July 14, 1991	8	at Detroit	Dan Gakeler
49	Todd Benzinger	July 23, 1991	6	Milwaukee	Julio Machado
50	Danny Tartabull	August 14, 1991	11	at New York	Steve Farr
51	Tim Spehr	September 29, 1991	2	California	Jim Abbott
52	Gregg Jefferies	May 20, 1992	5	at Chicago	Alex Fernandez
53	Wally Joyner	July 23, 1993	7	at Detroit	Bob MacDonald
54	Greg Gagne	July 29, 1993	7	Texas	Bob Patterson
55	Gary Gaetti	September 5, 1993	6	at Boston	Roger Clemens
56	Brent Mayne	May 4, 1994	3	at Toronto	Juan Guzman
57	Terry Shumpert	May 18, 1994	7	at Seattle	Dave Fleming
58	Mike Macfarlane	May 31, 1994	4	at Boston	Joe Hesketh
59	Hubie Brooks	June 13, 1994	8	California	Bob Patterson
60	Gary Gaetti	May 29, 1995	8	Texas	Terry Burrows
61	Wally Joyner	August 18, 1995	6	at Toronto	Giovanni Carrara
62	Johnny Damon	August 10, 1996	1	at California	Jim Abbott
63	Chili Davis	April 25, 1997	6	at Oakland	Richie Lewis
64	Craig Paquette	May 24, 1997	6	Seattle	Jamie Moyer
65	Jeff King	June 18, 1997	1	Houston	Donne Wall
66	Jay Bell	June 27, 1997	4	Milwaukee	Bryce Florie
67	Jermaine Dye	August 30, 1997	4	St. Louis	Mark Petkovsek
68	Jeff King	September 27, 1997	6	at Chicago	Danny Darwin
69	Johnny Damon	May 14, 1998	2	at Tampa Bay	Dennis Springer
70	Shane Mack	May 22, 1998	7	at Texas	Xavier Hernandez
71	Larry Sutton	May 1, 1999	8	New York	Tony Fossas
72	Mike Sweeney	May 14, 1999	5	at Seattle	Jeff Fassero

No.	Player	Date	Inning	Opponent	Pitcher
73.	Jermaine Dye	April 26, 2000	1	Tampa Bay	Ryan Rupe
74.	Jorge Fabregas	July 3, 2000	3	Chicago	Kevin Beirne
75.	Dave McCarty	July 19, 2000	6	at Cleveland	Chuck Finley
76.	Jermaine Dye	September 1, 2000	4	at Tampa Bay	Ryan Rupe
77.	Mark Quinn	September 3, 2000	3	at Tampa Bay	Dave Eiland
78.	Johnny Damon	September 15, 2000	6	at Texas	Jeff Zimmerman
79.	Joe Randa	May 16, 2001	9	Tampa Bay	Esteban Yan
80.	Carlos Beltran	August 22, 2001	7	Chicago	Bobby Howry
81.	Carlos Beltran	October 7, 2001	9	at Detroit	Adam Benner
82.	Chuck Knoblauch	April 9, 2002	5	at Boston	Jon Garland
83.	Carlos Beltran	May 31, 2002	7	at Texas	Francisco Cordero
84.	Raul Ibanez	July 14, 2002	1	Anaheim	Ramon Ortiz
85.	Carlos Beltran	July 21, 2002	6	Cleveland	Sean DePaula
86.	Dee Brown	April 9, 2003	3	at Detroit	Wilfredo Ledezma
87.	Mike Sweeney	June 7, 2003 (#1)	2	at Colorado	Shawn Chacon
88.	Matt Stairs	April 20, 2004	6	at Cleveland	Jeriome Robertson
89.	Dee Brown	July 16, 2004	3	Minnesota	Brad Radke
90.	Mike Sweeney	July 22, 2004	2	at Detroit	Gary Knotts
91.	Abraham Nunez	August 13, 2004	6	at Oakland	Mark Mulder
92.	John Buck	August 13, 2004	8	at Oakland	Jairo Garcia
93.	Calvin Pickering	August 22, 2004	3	Texas	Scott Erickson
94.	Abraham Nunez	August 26, 2004	1	at Seattle	Jamie Moyer
95.	Ken Harvey	April 30, 2005	3	at Cleveland	Cliff Lee
96.	Matt Stairs	July 14, 2005	8	at Detroit	Franklyn German
97.	Paul Phillips*	August 17, 2005	9	at Seattle	Matt Thornton
98.	Mark Teahen	September 22, 2005	4	Cleveland	Cliff Lee
99.	Ryan Shealy	September 15, 2006	1	Seattle	Francisco Cruteta
100.	Jose Guillen	June 7, 2008	7	at New York	Andy Pettitte
101.	David DeJesus	June 15, 2008	4	at Arizona	Micah Owings
102.	John Buck	April 14, 2009	8	vs. Cleveland	Carl Pavano
103.	Alberto Callaspo	June 10, 2009	5	at Cleveland	Carl Pavano
104.	Yuniesky Betancourt	May 28, 2010	4	at Boston	Tim Wakefield
105.	Yuniesky Betancourt	July 17, 2010	2	vs. Oakland	Trevor Cahill
106.	Yuniesky Betancourt	August 21, 2010 (#1)	7	vs. Chicago	Sergio Santos
107.	Wilson Betemit	September 15, 2010	3	vs. Oakland	Trevor Cahill
108.	Melky Cabrera	July 29, 2011	4	at Cleveland	Carlos Carrasco
109.	Mike Moustakas	July 2, 2012	7	at Toronto	David Pauley
110.	Billy Butler	April 7, 2013	5	at Philadelphia	Cole Hamels
111.	Alex Gordon	April 25, 2013	10	at Detroit	Darin Downs
112.	Alex Gordon	July 2, 2013	5	vs. Cleveland	Corey Kluber
113.	Lorenzo Cain	July 4, 2013	6	vs. Cleveland	Ubaldo Jimenez
114.	Justin Maxwell	September 22, 2013	10	vs. Texas	Joakim Soria
115.	Alcides Escobar	May 11, 2014	2	at Seattle	Roenis Elias
116.	Omar Infante	June 27, 2014	3	vs. Los Angeles	Matt Shoemaker
117.	Nori Aoki	August 5, 2014	5	at Arizona	Bo Schultz
118.	Paulo Orlando	July 7, 2015 (#1)	9	vs. Tampa Bay	Brad Boxberger
119.	Mike Moustakas	September 12, 2015	7	at Baltimore	T.J. McFarland
120.	Jarrod Dyson	July 18, 2016	8	vs. Cleveland	Jeff Manship
121.	Kendrys Morales	August 7, 2016	7	vs. Toronto	Brett Cecil
122.	Alex Gordon	August 18, 2016	4	vs. Minnesota	Tyler Duffey
123.	Lorenzo Cain	June 10, 2017	8	at San Diego	Jose Valdez
124.	Salvador Perez	June 21, 2017	8	vs. Boston	Robby Scott
125.	Eric Hosmer	July 26, 2017	7	at Detroit	Warwick Saupold
126.	Cam Gallagher*	August 14, 2017	6	at Oakland	Jharel Cotton
127.	Brandon Moss	September 12, 2017	1	vs. Chicago	Dylan Covey
128.	Abraham Almonte	April 22, 2018	6	at Detroit	Alex Wilson
129.	Salvador Perez	May 10, 2018	1	at Baltimore	Chris Tillman
130.	Salvador Perez	September 14, 2018	9	vs. Minnesota	Trevor Hildenberger
131.	Brian Goodwin	September 28, 2018	9	vs. Cleveland	Adam Plutko
132.	Ryan O'Hearn	May 7, 2019	3	at Houston	Collin McHugh
133.	Whit Merrifield	May 7, 2019	7	at Houston	Fraser Van Halbeek
134.	Hunter Dozier	June 25, 2019	9	at Cleveland	Brad Hand

* - First Major League Home Run

GRAND SLAMS - BY THE NUMBERS

By Year:

7 times (2):	1991, 2004
6 times (2):	1997, 2000
5 times (4):	1984, 1987, 2013, 2017
4 times (5):	1994, 2002, 2005, 2010, 2018
3 times (12):	1972, 1974, 1982, 1985, 1986, 1988, 1990, 1993, 2001, 2014, 2016, 2019
2 times (11):	1973, 1978, 1981, 1989, 1995, 1998, 1999, 2003, 2008, 2009, 2015
1 time (10):	1969, 1970, 1971, 1975, 1980, 1992, 1996, 2006, 2011, 2012
None (5):	1976, 1977, 1979, 1983, 2007

INSIDE THE PARK HOME RUNS

No.	Player	Date	Inn.	On Base	Opponent	Pitcher
1.	Jerry Adair	April 23, 1969	7	0	Seattle	Marty Patten
2.	Lou Piniella	June 11, 1969	8	1	at New York	Fritz Peterson
3.	Ed Kirkpatrick	September 28, 1969	1	1	at Chicago	Fred Rath
4.	Pat Kelly	May 5, 1970	5	0	at Baltimore	Tom Phoebus
5.	Fred Patek	July 18, 1971 (#1)	6	0	Detroit	Mike Kilkenny
6.	Fran Healy	July 29, 1973 (#1)	4	1	California	Bill Singer
7.	Paul Schaal	September 19, 1973	2	0	Chicago	Wilbur Wood
8.	Cookie Rojas	July 13, 1974	3	1	Detroit	Woodie Fryman
9.	Jim Wohlford	August 9, 1974	6	0	Milwaukee	Ed Rodriguez
10.	Amos Otis	June 9, 1975	8	1	Detroit	John Hiller
11.	Amos Otis	June 13, 1975	8	0	Boston	Dick Pole
12.	Frank White	July 5, 1975	8	0	Chicago	Dave Hamilton
13.	Fred Patek	August 7, 1975	1	0	Minnesota	Vic Albury
14.	Frank White	September 14, 1975	2	0	California	Frank Tanana
15.	Jim Wohlford	June 6, 1976	1	0	Milwaukee	Jim Colborn
16.	Tom Poquette	June 15, 1976	7	0	at Detroit	Steve Grilli
17.	Al Cowens	August 10, 1976	7	0	New York	Dock Ellis
18.	George Brett	October 3, 1976	9	0	Minnesota	Jim Hughes
19.	Amos Otis	May 5, 1977	1	0	Chicago	Ken Brett
20.	Darrell Porter	April 12, 1978	6	0	Baltimore	Mike Flanagan
21.	Clint Hurdle	April 15, 1978	6	0	Cleveland	Don Hood
22.	Amos Otis	May 12, 1978	9	1	New York	Rich Gossage
23.	John Wathan	July 9, 1978	3	0	Baltimore	John Finn
24.	Amos Otis	April 7, 1979	2	1	Toronto	Jim Clancy
25.	Willie Wilson	May 13, 1979	7	1	Chicago	Steve Trout
26.	Willie Wilson	June 9, 1979	13	0	New York	Ken Clay
27.	Willie Wilson	June 15, 1979	9	2	at Milwaukee	Bill Castro
28.	Frank White	August 8, 1979	1	0	Detroit	Pat Underwood
29.	Willie Wilson	August 25, 1979	1	0	Boston	Mike Torrez
30.	Willie Wilson	September 16, 1979	3	0	Seattle	Rob Dressler
31.	Willie Wilson	May 14, 1980	1	0	at New York	Ron Guidry
32.	John Wathan	May 31, 1980	6	2	Chicago	Ed Farmer
33.	Willie Wilson	June 19, 1980	7	0	Cleveland	Mike Stanton
34.	Clint Hurdle	July 25, 1980	2	1	New York	Luis Tiant
35.	Hal McRae	July 31, 1980	6	2	Boston	Bill Campbell
36.	George Brett	August 15, 1980	1	2	Toronto	Jesse Jefferson
37.	Willie Wilson	May 11, 1982	8	2	Milwaukee	Dwight Bernard
38.	Hal McRae	June 4, 1982	1	1	at New York	Dave Righetti
39.	George Brett	June 13, 1982	4	0	Seattle	Floyd Bannister
40.	Amos Otis	July 4, 1982	2	0	California	Geoff Zahn
41.	Willie Wilson	July 21, 1982	8	1	Toronto	Dale Murray
42.	Willie Wilson	September 3, 1982	3	0	New York	Jay Howell
43.	Jerry Martin	April 9, 1983	2	0	Milwaukee	Bob McClure
44.	U.L. Washington	April 11, 1983	5	0	Boston	Bruce Hurst
45.	Willie Wilson	May 14, 1983	1	0	Detroit	David Rucker
46.	Willie Wilson	August 9, 1983	7	0	Milwaukee	Don Sutton
47.	John Wathan	September 23, 1983	7	0	Minnesota	Harry Pettibone
48.	Willie Wilson	June 1, 1984	3	0	at Minnesota	Mike Smithson
49.	Pat Sheridan	May 12, 1985	6	0	New York	Phil Niekro
50.	Omar Moreno	September 5, 1985	1	0	Milwaukee	Moose Haas
51.	George Brett	October 2, 1985	1	2	California	Ron Romanick
52.	George Brett	October 4, 1985	7	0	Oakland	Jose Rijo
53.	Jorge Orta	June 26, 1986	1	1	Oakland	Rick Langford
54.	Jorge Orta	July 2, 1986	6	0	Seattle	Mike Morgan
55.	Danny Tartabull	October 3, 1987	2	0	Minnesota	Bert Blyleven
56.	Kurt Stillwell	April 7, 1988	6	1	Toronto	Jim Clancy
57.	George Brett	May 4, 1988	3	1	New York	John Candelaria
58.	Danny Tartabull	May 25, 1988	6	0	Minnesota	Bert Blyleven
59.	Brad Wellman	September 11, 1988	6	0	Oakland	Bob Welch
60.	Kevin Seitzer	May 13, 1989	1	0	Texas	Jamie Moyer
61.	Bo Jackson	May 31, 1990	6	1	Oakland	Bob Welch
62.	Danny Tartabull	June 28, 1990	6	1	at Seattle	Russ Swan
63.	Bill Pecota	September 16, 1990	3	1	Cleveland	Efrain Valdez
64.	Kurt Stillwell	September 24, 1990	7	2	Oakland	Reggie Harris
65.	Brian McRae	April 30, 1991	4	0	Detroit	Walt Terrell
66.	Brian McRae	May 18, 1991	7	1	Milwaukee	Don August
67.	Bill Pecota	May 20, 1991	4	0	Seattle	Bill Swift
68.	Gary Thurman	July 5, 1991	8	0	Oakland	Steve Chitren
69.	Brent Mayne	August 22, 1991	4	1	Texas	Jose Guzman

No.	Player	Date	Inn.	On Base	Opponent	Pitcher
70.	Harvey Pulliam	August 27, 1991	4	1	Chicago	Wilson Alvarez
71.	Brent Mayne	September 27, 1991	4	1	California	Kirk McCaskill
72.	David Howard	August 4, 1992 (#2)	7	2	California	Mike Butcher
73.	Brian McRae	August 6, 1992	4	2	California	Chuck Finley
74.	George Brett	September 6, 1992	7	1	Chicago	Roberto Hernandez
75.	Brian McRae	September 22, 1992	2	1	Seattle	Randy Johnson
76.	Wally Joyner	June 24, 1993	8	0	California	Doug Linton
77.	Brian McRae	July 17, 1993	9	1	at Toronto	Danny Cox
78.	Greg Gagne	June 19, 1994	7	2	Seattle	Bill Risley
79.	Michael Tucker	August 16, 1996	9	0	at Texas	Mike Henneman
80.	Craig Paquette	May 27, 1997	4	1	Oakland	Mike Oquist
81.	Tom Goodwin	July 19, 1997	8	0	at Seattle	Bob Wolcott
82.	Carlos Febles	April 14, 1999	2	1	at Cleveland	Bartolo Colon
83.	Johnny Damon	August 25, 1999	3	0	Baltimore	Doug Linton
84.	Carlos Beltran	August 4, 2002	1	0	at Minnesota	Kyle Lohse
85.	Carlos Beltran	April 29, 2003	3	0	at Boston	Tim Wakefield
86.	Angel Berroa	August 1, 2003	1	0	Tampa Bay	Joe Kennedy
87.	Aaron Guiel	August 3, 2003	3	0	Tampa Bay	Jeremi Gonzalez
88.	Abraham Nunez	September 17, 2004	7	0	at Cleveland	Rick White
89.	Angel Berroa	May 15, 2005	3	0	Tampa Bay	Mark Hendrickson
90.	David DeJesus	August 14, 2005 (#1)	3	0	Detroit	Jason Johnson
91.	Mark Grudzielanek	August 20, 2006	9	1	Oakland	Justin Duchscherer
92.	Mark Teahen	May 27, 2008	9	2	Minnesota	Joe Nathan
93.	Mark Teahen	July 10, 2008	8	1	Chicago	Boone Logan
94.	David DeJesus	September 20, 2008	3	0	Chicago	Gavin Floyd
95.	David DeJesus	April 23, 2010	6	0	Minnesota	Carl Pavano
96.	Lorenzo Cain	September 8, 2014	7	0	at Detroit	Justin Verlander
97.	Jarrod Dyson	July 8, 2015	6	1	Tampa Bay	Chris Archer
98.	Drew Butera	July 22, 2018	7	2	Minnesota	Trevor Hildenberger
99.	Adalberto Mondesi	April 2, 2019	8	0	Minnesota	Taylor Rogers
100.	Whit Merrifield	July 16, 2019	4	1	Chicago	Dylan Cease
101.	Whit Merrifield	August 9, 2019	1	0	at Detroit	Edwin Jackson

INSIDE THE PARK HOME RUNS - BY THE NUMBERS

By Year:

7 times (2):	1979, 1991
6 times (2):	1980, 1982
5 times (2):	1975, 1983
4 times (6):	1976, 1978, 1985, 1988, 1990, 1992
3 times (4):	1969, 2003, 2008, 2019
2 times (7):	1973, 1974, 1986, 1993, 1997, 1999, 2005
1 time (15):	1970, 1971, 1977, 1984, 1987, 1989, 1994, 1996, 2002, 2004, 2006, 2010, 2014, 2015, 2018
None (13):	1972, 1981, 1995, 1998, 2000, 2001, 2007, 2009, 2011, 2012, 2013, 2016, 2017

THREE-HOMER GAMES - BY THE NUMBERS

Player (total)	Date	Opponent	Pitchers
George Brett (3)	July 22, 1979	at Texas	Comer (2) & Babcock (1)
	April 20, 1983	at Detroit	Morris (2) & Bailey (1)
	October 6, 1978*	at New York	Hunter
John Mayberry (2)	July 1, 1975	at Texas	Jenkins
	June 1, 1977	at Toronto	Johnson, Willis, & Bruno
Tony Solaita (1)	September 7, 1975	at California	Lange (1) & Scott (2)
Bo Jackson (1)	July 17, 1990	at New York Yankees	Hawkins
Danny Tartabull (1)	July 6, 1991	Oakland	Welch (2) & Nelson (1)
Kendrys Morales (1)	September 20, 2015	at Detroit	Simon (2) & Ferrell (1)
Lorenzo Cain (1)	May 10, 2016	at New York Yankees	Tanaka (2) & Miller (1)

Note: 13 players, including just one Royal (Tartabull), have recorded a three-home run game at Kauffman Stadium.

The opposing players are: Tony Oliva (Minnesota), July 3, 1973, Willie Horton (Texas), May 15, 1977, Paul Molitor (Milwaukee), May 12, 1982, George Bell (Toronto), April 4, 1988, Carlos Delgado (Toronto), April 20, 2001, Jason Varitek (Boston), May 20, 2001, Luis Gonzalez (Arizona), June 8, 2001, Jose Valentin (Chicago), July 30, 2003, Alex Rodriguez (New York), August 14, 2010, Shin-soo Choo (Cleveland), September 17, 2010, Victor Martinez (Detroit), June 16, 2016 and Matt Davidson (Chicago-AL), March 29, 2018

*-Game 3 of the 1978 ALCS

PINCH HIT HOME RUNS

No.	Player	Date	Inn.	On Base	Opponent	Pitcher
1.	Bob Taylor	May 6, 1969	9	2	at Detroit	Dick Radatz
2.	Chuck Harrison	July 10, 1969	7	1	at Minnesota	Dick Woodson
3.	Bob Oliver	September 8, 1969	5	1	at Oakland	Lew Krause
4.	Lou Piniella	July 4, 1970	9	2	at Milwaukee	Dave Baldwin
5.	Gail Hopkins	June 5, 1971	7	2	at New York	Lindy McDaniel
6.	Bob Oliver	June 23, 1971	6	0	at Chicago	Wilbur Wood
7.	Chuck Harrison	July 27, 1971	7	1	at Detroit	Mickey Lolich
8.	Ed Kirkpatrick	August 7, 1971 (#1)	6	1	Milwaukee	Marty Pattin
9.	Richie Scheinblum	June 1, 1972	8	1	at Minnesota	Dave LaRoche
10.	Kurt Bevacqua	July 9, 1973	5	3	at Milwaukee	Jerry Bell
11.	Al Cowens	April 15, 1975	8	1	at Oakland	Paul Lindblad
12.	Tony Solaita	May 1, 1975	7	1	California	Don Kirkwood
13.	Harmon Killebrew	September 1, 1975	8	1	at Chicago	Claude Osteen
14.	Jamie Quirk	September 20, 1975	9	0	Oakland	Rollie Fingers
15.	John Mayberry	June 4, 1977	2	2	Baltimore	Tony Chevez
16.	Joe Zdeb	June 25, 1977	7	1	at Oakland	Bob Lacey
17.	Amos Otis	July 6, 1977	7	1	Milwaukee	Bob McClure
18.	Tom Poquette	September 24, 1978	9	0	at Minnesota	Dave Goltz
19.	Amos Otis	September 10, 1979 (#1)	5	0	Minnesota	Darrell Jackson
20.	George Brett	September 28, 1980	6	3	at Minnesota	Pete Redfern
21.	Willie Aikens	August 22, 1982	9	1	at Chicago	Jim Kern
22.	Dane Iorg	August 7, 1984	8	1	Milwaukee	Pete Ladd
23.	Buddy Biancalana	September 18, 1984	9	1	at California	D.W. Smith
24.	Hal McRae	June 28, 1985	8	2	California	Donnie Moore
25.	Jim Sundberg	July 30, 1986	9	0	Toronto	John Cerutti
26.	Hal McRae	September 17, 1986	8	0	at California	Don Sutton
27.	Steve Balboni	July 8, 1987	7	2	at Cleveland	Mark Huismann
28.	Jim Eisenreich	August 13, 1987	8	0	Detroit	Jack Morris
29.	Steve Balboni	September 10, 1987	7	1	at Oakland	Curt Young
30.	Jim Eisenreich	April 26, 1989	8	1	New York	Lance McCullers
31.	Pat Tabler	September 12, 1989	9	1	Texas	Kenny Rogers
32.	Bo Jackson	September 30, 1990	9	0	at California	Scott Lewis
33.	Carmelo Martinez	May 18, 1991	8	0	Milwaukee	Mark Lee
34.	Carmelo Martinez	June 6, 1991	9	0	Texas	Jeff Russell
35.	Brent Mayne	August 1, 1991	8	1	at Milwaukee	Julio Machado
36.	Warren Cromartie	August 17, 1991	9	1	at Boston	Jeff Reardon
37.	Kurt Stillwell	September 4, 1991	8	0	at Chicago	Alex Fernandez
38.	Hubie Brooks	June 13, 1994	8	3	California	Bob Patterson
39.	Phil Hiatt	May 4, 1995	7	1	at Minnesota	Rich Robertson
40.	Wally Joyner	May 30, 1995	6	2	Texas	Hector Fajardo
41.	Jon Nunnally	June 4, 1995	7	0	Milwaukee	Graeme Lloyd
42.	Bob Hamelin	July 2, 1995	9	1	Chicago	Tim Lincecum
43.	Gary Gaetti	August 17, 1995	10	0	at Baltimore	Jesse Orosco
44.	Joe Vitiello	September 23, 1995	9	0	Cleveland	Jim Poole
45.	Bob Hamelin	April 28, 1996	9	1	at Boston	Heathcliff Slocumb
46.	Roderick Myers	September 12, 1996	8	0	Seattle	Rafael Carmona
47.	Johnny Damon	May 15, 1997	9	0	Detroit	Doug Brocail
48.	Scott Cooper	May 27, 1997	9	0	Oakland	Bill Taylor
49.	Larry Sutton	August 28, 1997	9	2	at Baltimore	Terry Mathews
50.	Shane Mack	May 22, 1998	7	3	at Texas	Xavier Hernandez
51.	Dave McCarty	May 27, 2000	9	1	at Anaheim	Troy Percival
52.	Raul Ibanez	August 18, 2001	8	1	at Detroit	C.J. Nitkowski
53.	Luis Alieca	September 8, 2001	8	0	at Texas	Pat Mahomes
54.	Gregg Zaun	September 28, 2001	7	0	Chicago	Alan Embree
55.	Brent Mayne	September 8, 2002	9	1	Seattle	Kazuhiro Sasaki
56.	Aaron Guiel	September 24, 2002	8	2	Detroit	Kyle Farnsworth
57.	Carlos Beltran	May 18, 2003	9	0	Toronto	Cliff Politte
58.	Mike DiFelice	September 26, 2003	9	0	Chicago	Tom Gordon
59.	Mendy Lopez	September 27, 2003	6	1	Chicago	Bartolo Colon
60.	Mendy Lopez	April 5, 2004	9	2	Chicago	Damaso Marte
61.	Matt Stairs	June 26, 2005	9	1	at Colorado	Matt Anderson
62.	Matt Stairs	June 27, 2006	9	1	at Cincinnati	Todd Coffey
63.	Ross Gload	April 27, 2007	8	2	at Seattle	Chris Reitsma
64.	Mark Grudzielanek	September 24, 2007	8	0	at Baltimore	Jamie Walker
65.	Miguel Olivo	June 30, 2008	9	0	at Baltimore	George Sherrill
66.	Mike Jacobs	August 17, 2009	8	0	at Chicago	Scott Linebrink
67.	Brayan Pena	August 21, 2009	9	0	Minnesota	Joe Nathan

PINCH HIT HOME RUNS (CONT.)

No.	Player	Date	Inn.	On Base	Opponent	Pitcher
68.	Willie Bloomquist	June 3, 2010	9	1	Los Angeles	Brian Fuentes
69.	Alex Gordon	August 8, 2010	9	0	at Seattle	David Aardsma
70.	Wilson Betemit	July 2, 2011	4	2	at Colorado	Greg Reynolds
71.	Billy Butler	June 17, 2012	9	0	at St. Louis	Jason Motte
72.	Lorenzo Cain	July 17, 2012	7	1	Seattle	Shawn Kelley
73.	Yuniesky Betancourt	July 22, 2012	9	0	Minnesota	Glen Perkins
74.	Justin Maxwell	August 3, 2013	12	0	at New York-NL	David Aardsma
75.	Billy Butler	July 25, 2014	8	1	Cleveland	John Axford
76.	Erik Kratz	August 18, 2014	7	0	at Minnesota	Anthony Swarzak
77.	Whit Merrifield	August 2, 2018	8	2	at Chicago-AL	Xavier Cedeño
78.	Ryan O'Hearn	August 15, 2018	9	0	vs. Toronto	Ken Giles
79.	Lucas Duda	July 23, 2019	8	0	at Atlanta	Anthony Swarzak
80.	Ryan O'Hearn	September 3, 2019	9	0	vs. Detroit	Zac Reiningger
81.	Cheslor Cuthbert	September 21, 2019	9	1	at Minnesota	Taylor Rogers

PINCH HIT HOME RUNS - BY THE NUMBERS

By Year:

6 times (1):	1995
5 times (1):	1991
4 times (2):	1971, 1975
3 times (9):	1969, 1977, 1986, 1987, 1997, 2001, 2003, 2012, 2019
2 times (9):	1984, 1989, 1996, 2002, 2007, 2009, 2010, 2014, 2018
1 time (18):	1970, 1972, 1973, 1978, 1979, 1980, 1982, 1985, 1990, 1994, 1998, 2000, 2004, 2005, 2006, 2008, 2011, 2013
None (11):	1974, 1976, 1981, 1983, 1988, 1992, 1993, 1999, 2015, 2016, 2017

HOME RUNS RECORDS BY MONTH (REGULAR SEASON)

Month	Player	Home runs	Year	League rank
March	Alex Gordon	1	2008	Tied for second
	Mike Aviles		2011	Tied for first
	Jeff Francoeur		2011	Tied for first
	Lucas Duda		2018	Tied for sixth
April	Jermaine Dye	11	2000	First
May	Gary Gaetti	9	1995	Fifth
June	Mike Sweeney	11	2001	First
July	John Mayberry	12	1975	First
August	Chili Davis	12	1997	Tied for first
September	Jorge Soler	10	2019	Tied for first
October	George Brett	4	1985	Tied for first

HOME RUNS FROM BOTH SIDES OF THE PLATE (REGULAR SEASON)

No.	Player	Date	Opponent	Pitchers
1.	Willie Wilson	June 15, 1979	at Milwaukee	Caldwell & Castro
2.	U.L. Washington	September 21, 1979	at Oakland	Langford & Minetto
3.	Chili Davis	June 7, 1997	Texas	Oliver & Whiteside
4.	Carlos Beltran	June 29, 2000	Cleveland	Colon & Lorraine
5.	Carlos Beltran	September 6, 2002	Seattle	Garcia & Halama
6.	Wilson Betemit	June 10, 2010	at Minnesota	Baker & Duensing
7.	Ben Zobrist	August 1, 2015	at Toronto	Buehrle & Lowe
8.	Kendrys Morales	July 2, 2016	at Philadelphia	Nola & Morgan

POSTSEASON HOME RUNS

No.	Player	Date/Round (Game #)	Inn.	On Base	Opponent	Pitcher
1.	John Mayberry	Oct. 14, 1976 / ALCS (5)	1	1	at New York	Ed Figueroa
2.	George Brett	Oct. 14, 1976 / ALCS (5)	8	2	at New York	Grant Jackson
3.	Hal McRae	Oct. 5, 1977 / ALCS (1)	1	1	at New York	Don Gullett
4.	John Mayberry	Oct. 5, 1977 / ALCS (1)	3	1	at New York	Dick Tidrow
5.	Al Cowens	Oct. 5, 1977 / ALCS (1)	8	0	at New York	Dick Tidrow
6.	Freddie Patek	Oct. 4, 1978 / ALCS (2)	7	1	New York	Dick Tidrow
7.	George Brett	Oct. 6, 1978 / ALCS (3)	1	0	at New York	Catfish Hunter
8.	George Brett	Oct. 6, 1978 / ALCS (3)	3	0	at New York	Catfish Hunter
9.	George Brett	Oct. 6, 1978 / ALCS (3)	5	0	at New York	Catfish Hunter
10.	George Brett	Oct. 8, 1980 / ALCS (1)	7	0	New York	Ron Davis
11.	Frank White	Oct. 10, 1980 / ALCS (3)	5	0	at New York	Tommy John
12.	George Brett	Oct. 10, 1980 / ALCS (3)	7	2	at New York	Rich Gossage
13.	Amos Otis	Oct. 14, 1980 / WS (1)	2	1	at Philadelphia	Bob Walk
14.	Willie Aikens	Oct. 14, 1980 / WS (1)	3	1	at Philadelphia	Bob Walk
15.	Willie Aikens	Oct. 14, 1980 / WS (1)	8	1	at Philadelphia	Bob Walk
16.	George Brett	Oct. 17, 1980 / WS (3)	1	0	Philadelphia	Dick Ruthven
17.	Amos Otis	Oct. 17, 1980 / WS (3)	7	0	Philadelphia	Dick Ruthven
18.	Willie Aikens	Oct. 18, 1980 / WS (4)	1	1	Philadelphia	Larry Christenson
19.	Willie Aikens	Oct. 18, 1980 / WS (4)	2	0	Philadelphia	Dickie Noles
20.	Amos Otis	Oct. 19, 1980 / WS (5)	6	0	Philadelphia	Marty Bystrom
21.	Willie Wilson	Oct. 9, 1985 / ALCS (2)	3	1	at Toronto	Jimmy Key
22.	Pat Sheridan	Oct. 9, 1985 / ALCS (2)	9	0	at Toronto	Tom Henke
23.	George Brett	Oct. 11, 1985 / ALCS (3)	1	0	Toronto	Doyle Alexander
24.	Jim Sundberg	Oct. 11, 1985 / ALCS (3)	5	0	Toronto	Doyle Alexander
25.	George Brett	Oct. 11, 1985 / ALCS (3)	6	1	Toronto	Doyle Alexander
26.	George Brett	Oct. 15, 1985 / ALCS (6)	5	0	at Toronto	Doyle Alexander
27.	Pat Sheridan	Oct. 16, 1985 / ALCS (7)	4	0	at Toronto	Dave Stieb
28.	Frank White	Oct. 22, 1985 / WS (3)	5	1	at St. Louis	Joaquin Andujar
29.	Darryl Motley	Oct. 27, 1985 / WS (7)	2	1	St. Louis	John Tudor
30.	Mike Moustakas	Oct. 2, 2014 / ALDS (1)	11	0	at Los Angeles	Fernando Salas
31.	Eric Hosmer	Oct. 3, 2014 / ALDS (2)	11	1	at Los Angeles	Kevin Jepsen
32.	Eric Hosmer	Oct. 5, 2014 / ALDS (3)	3	1	Los Angeles	Hector Santiago
33.	Mike Moustakas	Oct. 5, 2014 / ALDS (3)	4	0	Los Angeles	Mike Morin
34.	Alcides Escobar	Oct. 10, 2014 / ALCS (1)	3	0	at Baltimore	Chris Tillman
35.	Alex Gordon	Oct. 10, 2014 / ALCS (1)	10	0	at Baltimore	Darren O'Day
36.	Mike Moustakas	Oct. 10, 2014 / ALCS (1)	10	1	at Baltimore	Brian Matusz
37.	Mike Moustakas	Oct. 11, 2014 / ALCS (2)	4	0	at Baltimore	Bud Norris
38.	Salvador Perez	Oct. 21, 2014 / WS (1)	7	0	San Francisco	Madison Bumgarner
39.	Omar Infante	Oct. 22, 2014 / WS (2)	6	1	San Francisco	Hunter Strickland
40.	Mike Moustakas	Oct. 28, 2014 / WS (6)	7	0	San Francisco	Hunter Strickland
41.	Kendrys Morales	Oct. 8, 2015 / ALDS (1)	2	0	Houston	Collin McHugh
42.	Kendrys Morales	Oct. 8, 2015 / ALDS (1)	4	0	Houston	Collin McHugh
43.	Salvador Perez	Oct. 9, 2015 / ALDS (2)	2	0	Houston	Scott Kazmir
44.	Lorenzo Cain	Oct. 11, 2015 / ALDS (3)	4	0	at Houston	Dallas Keuchel
45.	Alex Gordon	Oct. 11, 2015 / ALDS (3)	9	0	at Houston	Luke Gregerson
46.	Salvador Perez	Oct. 12, 2015 / ALDS (4)	2	1	at Houston	Lance McCullers
47.	Eric Hosmer	Oct. 12, 2015 / ALDS (4)	9	1	at Houston	Josh Fields
48.	Kendrys Morales	Oct. 14, 2015 / ALDS (5)	8	2	Houston	Dallas Keuchel
49.	Salvador Perez	Oct. 16, 2015 / ALCS (1)	4	0	Toronto	Marco Estrada
50.	Kendrys Morales	Oct. 19, 2015 / ALCS (3)	9	2	at Toronto	Roberto Osuna
51.	Ben Zobrist	Oct. 20, 2015 / ALCS (4)	1	1	at Toronto	R.A. Dickey
52.	Alex Rios	Oct. 20, 2015 / ALCS (4)	2	0	at Toronto	R.A. Dickey
53.	Salvador Perez	Oct. 21, 2015 / ALCS (5)	8	0	at Toronto	Marco Estrada
54.	Ben Zobrist	Oct. 23, 2015 / ALCS (6)	1	0	Toronto	David Price
55.	Mike Moustakas	Oct. 23, 2015 / ALCS (6)	2	0	Toronto	David Price
56.	Alcides Escobar	Oct. 27, 2015 / WS (1)	1	0	New York Mets	Matt Harvey
57.	Alex Gordon	Oct. 27, 2015 / WS (1)	9	0	New York Mets	Jeury's Familia

HOME RUNS BY A ROYALS PITCHER

	Name	Date	Opponent	Pitcher	Inning
1.	Jim Rooker	July 7, 1969	at Minnesota	Jim Kaat	3rd
2.	Jim Rooker	July 7, 1969	at Minnesota	Jim Kaat	5th
3.	Jim Rooker	July 16, 1969	at California	Andy Messersmith	3rd
4.	Jim Rooker	September 1, 1969 (Gm. 1)	Detroit	Mike Kilkenny	2nd
5.	Jim Rooker	July 24, 1970	at Cleveland	Rich Hand	2nd
6.	Jim York	July 24, 1971	at Cleveland	Alan Foster	4th
7.	Lance Clemons	August 31, 1971	at Milwaukee	Ken Sanders	8th
8.	Zack Greinke	June 10, 2005	at Arizona	Russ Ortiz	5th

ALL-TIME LEADERS

Rank	Player	ABs vs. KC	in KC	Away	Total
1.	Rodriguez, Alex	587	19	31	50
2.	Thome, Jim	648	16	33	49
3.	Konerko, Paul	921	19	26	45
4.	Palmeiro, Rafael	646	19	22	41
5.	Jackson, Reggie	766	18	19	37
	Ramirez, Manny	437	13	24	37
	Ripken, Jr., Cal	783	15	22	37
	Thomas, Frank	657	15	22	37
9.	Gonzalez, Juan	509	23	12	35
10.	Hunter, Torii	848	17	17	34
11.	Baylor, Don	620	18	14	32
	Griffey, Jr., Ken	509	10	22	32
13.	Giambi, Jason	432	15	16	31
	Ordonez, Magglio	756	16	15	31
15.	McGwire, Mark	388	11	19	30
	Santana, Carlos	504	18	12	30

ACTIVE LEADERS

(33 players active in 2019 have hit 10+ homers against the Royals)

Player	ABs vs. KC	in KC	Away	Total
Santana, Carlos	504	18	12	30
Cabrera, Miguel	722	16	12	28
Lindor, Francisco	333	10	15	25
Pujols, Albert	395	17	8	25
Cruz, Nelson	305	10	14	24
Kinsler, Ian	501	8	16	24
Abreu, Jose	417	10	10	20
Dozier, Brian	413	5	14	19
Granderson, Curtis	391	11	8	19
Choo, Shin-soo	406	6	12	18
Kipnis, Jason	518	11	7	18
Encarnacion, Edwin	295	9	7	16
Sano, Miguel	213	9	7	16
Davis, Chris	190	8	7	15
Avila, Alex	288	5	9	14
Cano, Robinson	366	7	6	13
Martinez, J.D.	271	4	9	13
Ramirez, Jose	342	8	5	13
Gomes, Yan	264	4	8	12
Jones, Adam	288	4	8	12
Moreland, Mitch	156	4	8	12
Trout, Mike	174	4	8	12
Brantley, Michael	491	2	9	11
Davidson, Matt	99	8	3	11
Joyce, Matt	170	6	5	11
Moncada, Yoan	196	4	7	11
Suzuki, Ichiro	457	6	5	11
Upton, Justin	201	5	6	11
Betts, Mookie	142	5	5	10
Cabrera, Asdrubal	491	3	7	10
Castellanos, Nick	364	7	3	10
Donaldson, Josh	165	5	5	10
Smook, Justin	187	3	7	10

ALPHABETICAL LISTING

(288 players active in 2019 have homered against Royals)

Player	2019 KC-Away	Career KC-Away
Abreu, Jose	2-2	10-10
Adames, Willy	-	0-1
Adrianza, Ehire	-	1-0
Aguilar, Jesus	-	0-2
Alberto, Hanser	0-2	0-2
Albies, Ozzie	1-0	1-0
Alonso, Pete	1-0	1-0
Alonso, Yonder	1-1	3-2
Almonte, Abraham	-	1-0
Altuve, Jose	1-0	3-3
Alvarez, Yordan	1-0	1-0
Anderson, Tim	0-1	4-4
Andrus, Elvis	-	1-0
Andujar, Miguel	-	1-0
Arenado, Nolan	-	2-1
Astudillo, Williams	-	0-1
Avila, Alex	-	5-9
Bader, Harrison	-	2-0
Baez, Javier	-	1-0
Barnes, Austin	-	0-1
Barnhart, Tucker	-	1-0
Bauers, Jake	0-1	0-1
Beckham, Gordon	1-0	4-5
Beckham, Tim	-	1-0
Bellingier, Cody	-	0-1
Benintendi, Andrew	-	2-0
Betts, Mookie	1-0	5-5
Bichette, Bo	1-0	1-0
Biggio, Cavan	1-1	1-1
Bird, Greg	-	0-2
Blackmon, Charlie	-	1-1
Bogaerts, Xander	-	3-3
Bour, Justin	1-0	1-0
Bourjos, Peter	-	1-1
Bradley Jr., Jackie	-	2-0
Brantley, Michael	0-2	2-9
Braun, Ryan	-	1-2
Bregman, Alex	1-1	3-1
Bruce, Jay	2-0	4-1
Butera, Drew	-	0-2
Buxton, Byron	-	1-1
Cabrera, Asdrubal	-	3-7
Cabrera, Melky	-	5-2
Cabrera, Miguel	0-1	16-12
Cain, Lorenzo	-	1-0
Calhoun, Kole	1-0	3-1
Calhoun, Willie	2-0	2-0
Candelario, Jeimer	0-1	0-1
Canha, Mark	1-0	1-0
Cano, Robinson	-	7-6
Carpenter, Matt	0-1	5-3
Casali, Curt	-	1-0
Castellanos, Nick	1-0	6-3
Castillo, Wellington	0-1	1-1
Castro, Harold	0-1	0-1
Castro, Jason	1-1	1-3
Castro, Starlin	0-1	1-2
Cave, Jake	2-0	3-1
Cervelli, Francisco	1-0	1-0
Cespedes, Yoenis	-	1-2
Chapman, Matt	1-0	1-2
Chirinos, Robinson	0-1	0-5
Choi, Ji-Man	1-0	1-0
Chisenhall, Lonnie	-	2-2
Choo, Shin-soo	1-1	6-12
Collins, Tyler	-	0-1
Conforto, Michael	1-0	1-0
Correa, Carlos	0-2	3-2
Cron, C.J.	3-1	8-1
Cruz, Nelson	1-8	10-14
Davis, Chris	-	8-7

HOME RUNS VS. THE ROYALS (CONT.)

Player	2019 KC-A	Career KC-A	Player	2019 KC-A	Career KC-A	Player	2019 KC-A	Career KC-A
Davis, Khris	1-0	4-3	Kendrick, Howie	-	4-1	Reed, AJ	1-0	1-0
Davis, Rajai	-	2-3	Kepler, Max	0-1	2-3	Reyes, Franmil	0-3	0-3
DeJong, Paul	1-0	4-0	Kiermaier, Kevin	-	0-4	Reynolds, Matt	-	0-1
Delmonico, Nicky	-	0-2	Kinsler, Ian	-	8-16	Rivera, Rene	-	1-0
DeShields, Delino	-	1-0	Kipnis, Jason	1-1	11-7	Robertson, Daniel	1-0	1-0
Desmond, Ian	-	2-0	Kratz, Erik	-	0-1	Robinson, Drew	-	1-0
Demeritte, Travis	0-1	0-1	LaMarre, Ryan	1-0	1-0	Robles, Victor	0-1	0-1
Devers, Rafael	1-1	1-2	Lamb, Jake	-	1-0	Rodriguez, Ronny	0-1	0-2
Diaz, Yandy	0-1	0-2	LeMahieu, DJ	0-1	0-1	Rogers, Jake	0-1	0-1
Dickerson, Corey	-	1-0	Lindor, Francisco	2-3	10-15	Romine, Austin	-	1-0
Donaldson, Josh	-	5-5	Longoria, Evan	-	3-5	Rondon, Jose	-	1-0
Dixon, Brandon	2-1	2-1	Lowe, Brandon	1-0	1-0	Rosario, Eddie	1-0	2-5
Dozier, Brian	0-1	5-14	Lowrie, Jed	-	1-0	Ruiz, Rio	0-1	0-1
Duda, Lucas	-	1-0	Lugo, Dawel	1-0	1-0	Russell, Addison	-	0-1
Duvall, Adam	-	1-0	Luplow, Jordan	1-0	1-0	Saladino, Tyler	-	1-1
Eaton, Adam	-	2-2	Machado, Manny	-	3-6	Sanchez, Gary	-	3-1
Ellsbury, Jacoby	-	2-3	Machook, Mikie	-	3-2	Sanchez, Yolver	-	2-0
Encarnacion, Edwin	2-0	9-7	Mancini, Trey	-	1-1	Sano, Miguel	3-4	9-7
Engel, Adam	0-1	2-1	Marisnick, Jake	-	0-1	Santana, Carlos	2-1	18-12
Escobar, Eduardo	-	4-3	Markakis, Nick	-	4-3	Santana, Danny	-	1-0
Flaherty, Ryan	-	2-1	Martin, Leonys	1-0	1-0	Santana, Domingo	0-2	0-2
Flowers, Tyler	-	3-4	Martin, Russell	-	2-1	Santander, Anthony	3-1	3-1
Forsythe, Logan	-	1-0	Martinez, J.D.	0-1	4-9	Schoop, Jonathan	-	1-2
Fowler, Dexter	0-1	0-2	Martinez, Jose	-	1-1	Seager, Kyle	-	7-2
Franco, Maikel	-	0-1	Mathis, Jeff	-	1-1	Segura, Jean	-	1-0
Frazier, Adam	-	0-1	Maybin, Cameron	-	0-2	Semien, Marcus	2-1	4-4
Frazier, Clint	0-2	0-2	Mazara, Nomar	0-1	1-3	Shaw, Travis	-	2-0
Frazier, Todd	-	3-1	McCann, Brian	-	2-5	Simmons, Andrelton	-	0-1
Freeman, Mike	0-1	0-1	McCann, James	1-0	2-0	Sisco, Chance	1-0	1-0
Freese, David	-	0-1	McCutchen, Andrew	-	0-1	Smith, Kevan	-	0-1
Gallo, Joey	1-2	1-6	Miller, Brad	-	3-4	Smoak, Justin	0-2	3-7
Galvis, Freddy	1-2	1-2	Mercer, Jordy	1-1	1-1	Sogard, Eric	0-1	1-1
Garcia, Avisail	-	1-3	Molina, Yadier	-	3-3	Solarte, Yangervis	-	0-2
Garcia, Leury	0-1	0-3	Moncada, Yoan	2-4	4-7	Soler, Jorge	-	0-1
Gardner, Brett	0-1	0-4	Moore, Dylan	1-0	1-0	Souza Jr., Steven	-	1-1
Garver, Mitch	0-2	0-2	Morales, Kendryes	-	3-1	Spangenberg, Cory	-	0-2
Goins, Ryan	1-0	1-0	Moran, Colin	-	0-1	Springer, George	1-2	4-4
Gennett, Scooter	-	0-1	Moreland, Mitch	-	4-8	Stanton, Giancarlo	-	1-1
Gomes, Yan	-	4-8	Morrison, Logan	-	4-5	Stassi, Max	-	1-0
Gonzalez, Carlos	-	0-1	Murphy, Daniel	-	2-1	Stewart, Christin	0-1	0-3
Gonzalez, Marwin	0-1	1-3	Murphy, Tom	0-1	0-1	Suarez, Eugenio	-	0-1
Goodrum, Niko	0-1	0-1	Mullins, Cedric	-	1-0	Suzuki, Ichiro	-	6-5
Gordon, Dee	1-0	1-0	Naquin, Tyler	1-3	3-6	Suzuki, Kurt	0-1	4-3
Grandal, Yasmani	-	0-2	Narvaez, Omar	-	0-2	Tauchman, Mike	0-2	0-2
Granderson, Curtis	-	11-8	Nunez, Eduardo	1-0	1-5	Torres, Gleyber	1-0	2-0
Gregorius, Didi	-	0-4	Nunez, Renato	0-1	0-1	Travis, Devon	1-0	4-0
Grichuk, Randal	1-1	2-3	Odor, Rougnd	2-0	4-3	Travis, Sam	0-1	0-1
Grossman, Robbie	-	1-4	Ohtani, Shohei	0-1	0-1	Trout, Mike	0-1	4-8
Guerrero Jr., Vladimir	1-1	1-1	Olson, Matt	0-1	3-3	Trumbo, Mark	-	3-2
Gurriel, Yuli	1-0	2-2	Ozuna, Marcell	0-1	0-1	Tucker, Kyle	1-0	1-0
Gurriel Jr., Lourdes	0-2	0-2	O'Neill, Tyler	-	0-1	Tulowitzki, Troy	-	3-3
Guyer, Brandon	-	0-1	Palka, Daniel	-	2-2	Turner, Justin	-	0-2
Guzman, Ronald	1-0	1-1	Parra, Gerardo	-	1-0	Turner, Trea	0-1	0-1
Gyorko, Jedd	-	1-1	Pearce, Steve	-	1-0	Upton, Justin	-	5-6
Haniger, Mitch	1-0	1-1	Pederson, Joc	-	0-1	Ursula, Giovanni	-	0-2
Harper, Bryce	-	2-0	Pence, Hunter	1-0	1-0	Valaika, Pat	-	1-0
Healy, Ryon	-	2-1	Peraza, Jose	-	0-1	Villar, Jonathan	0-2	1-2
Hechavarria, Adeiny	-	1-0	Perez, Roberto	1-1	2-3	Vogelbach, Daniel	2-1	2-1
Heredia, Guillermo	-	1-0	Phegley, Josh	-	0-3	Voit, Luke	1-0	1-0
Hernandez, Teoscar	1-1	1-2	Pillar, Kevin	-	2-0	Vogt, Stephen	-	3-2
Herrera, Odubel	-	0-1	Pirela, Jose	-	0-2	Votto, Joey	-	0-3
Heyward, Jason	-	1-1	Piscotty, Stephen	-	0-1	Wade Jr., LaMonte	0-1	0-1
Hicks, Aaron	-	4-3	Plawewski, Kevin	0-1	0-1	Walker, Neil	-	1-0
Hicks, John	-	1-2	Polanco, Jorge	1-1	2-2	Wieters, Matt	-	1-2
Iannetta, Chris	-	3-2	Pollock, A.J.	-	1-0	Wong, Kolten	0-1	1-2
Iglesias, Jose	-	2-1	Prado, Martin	-	1-0	Yelich, Christian	-	0-1
Jansen, Danny	0-1	1-1	Profar, Jurickson	2-0	2-2	Zimmer, Bradley	-	1-0
Jimenez, Eloy	2-2	2-2	Puig, Yasiel	-	0-1	Zobrist, Ben	-	2-4
Jones, Adam	-	4-8	Pujols, Albert	1-0	17-8	Zunino, Mike	0-2	3-5
Jones, JaCoby	-	1-4	Ramirez, Jose	6-1	8-5			
Joseph, Caleb	-	1-2	Ramos, Wilson	-	1-0			
Joyce, Matt	-	6-5	Reddick, Josh	1-0	3-3			
Judge, Aaron	0-1	1-3	Rendon, Anthony	-	1-0			
Kemp, Matt	-	1-0	Reynolds, Mark	-	2-2			

BATTING RECORDS

GAMES

1.	161	Kevin Seitzer	1987
2.	158	Angel Berroa	2003
3.	156	Carlos Beltran	1999

AVERAGE

1.	.323	Kevin Seitzer	1987
2.	.294	Mark Quinn	2000
3.	.293	Carlos Beltran	1999

HITS

1.	207	Kevin Seitzer	1987
2.	194	Carlos Beltran	1999
3.	163	Angel Berroa	2003

SINGLES

1.	151	Kevin Seitzer	1987
2.	138	Carlos Beltran	1999
3.	111	Angel Berroa	2003

DOUBLES

1.	36	Alex Gordon	2007
2.	33	Kevin Seitzer	1987
3.	33	Mark Quinn	2000

TRIPLES

1.	10	Tom Poquette	1976
2.	9	Carlos Febles	1999
3.	8	Kevin Seitzer	1987

HOME RUNS

1.	24	Bob Hamelin	1994
2.	22	Bo Jackson	1987
3.	22	Carlos Beltran	1999

RBI

1.	108	Carlos Beltran	1999
2.	83	Kevin Seitzer	1987
3.	78	Mark Quinn	2000
78		Eric Hosmer	2011

WALKS

1.	84	Mike Fiore	1969
2.	80	Kevin Seitzer	1987
3.	56	Clint Hurdle	1978
56		Bob Hamelin	1994

ON-BASE PERCENTAGE

1.	.399	Kevin Seitzer	1987
2.	.342	Mark Quinn	2000
3.	.338	Angel Berroa	2003

SLUGGING PERCENTAGE

1.	.488	Mark Quinn	2000
2.	.470	Kevin Seitzer	1987
3.	.465	Eric Hosmer	2011

RUNS

1.	112	Carlos Beltran	1999
2.	105	Kevin Seitzer	1987
3.	92	Angel Berroa	2003

EXTRA-BASE HITS

1.	56	Kevin Seitzer	1987
56		Carlos Beltran	1999
3.	55	Mark Quinn	2000
55		Alex Gordon	2007

AT BATS

1.	663	Carlos Beltran	1999
2.	641	Kevin Seitzer	1987
3.	567	Angel Berroa	2003

TOTAL BASES

1.	301	Kevin Seitzer	1987
301		Carlos Beltran	1999
3.	256	Angel Berroa	2003

STOLEN BASES

1.	46	Willie Wilson	1978
2.	40	Pat Kelly	1969
3.	27	Carlos Beltran	1999

PITCHING RECORDS

WINS

1.	17	Tom Gordon	1989
2.	16	Steve Busby	1973
3.	15	Dennis Leonard	1975

LOSSES

1.	16	Jim Rooker	1969
2.	15	Steve Busby	1973
3.	14	Mark Gubicza	1984

WON-LOSS PERCENTAGE

1.	.682	Dennis Leonard (15-7)	1975
2.	.654	Tom Gordon (17-9)	1989
3.	.636	Rich Gale (14-8)	1978

ERA

1.	2.76	Kevin Appier	1990
2.	3.07	Bob Johnson	1970
3.	3.09	Rich Gale	1978

GAMES

1.	76	Kelvin Herrera	2012
2.	70	Tim Hill	2018
3.	68	Mike MacDougal	2003
68		Tim Collins	2011

GAMES STARTED

1.	37	Steve Busby	1973
2.	30	Dennis Leonard	1975
30		Rich Gale	1978
30		Yordano Ventura	2014

COMPLETE GAMES

1.	10	Dick Drago	1969
10		Bob Johnson	1970
3.	9	Rich Gale	1978

SHUTOUTS

1.	4	Bill Butler	1969
2.	3	Paul Splitteroff	1971
3		Rich Gale	1978
3		Kevin Appier	1990

SAVES

1.	27	Mike MacDougal	2003
2.	20	Doug Bird	1973
3.	17	Joakim Soria	2007

INNINGS PITCHED

1.	238.1	Steve Busby	1973
2.	214.0	Bob Johnson	1970
3.	212.1	Dennis Leonard	1975

HITS ALLOWED

1.	246	Steve Busby	1973
2.	212	Dennis Leonard	1975
3.	206	Glendon Rusch	1997

WALKS

1.	105	Steve Busby	1973
2.	100	Rich Gale	1978
3.	91	Bill Butler	1969

STRIKEOUTS

1.	206	Bob Johnson	1970
2.	174	Steve Busby	1973
3.	159	Yordano Ventura	2014

HOME RUNS ALLOWED

1.	28	Glendon Rusch	1997
2.	26	Kris Wilson	2001
26		Zack Greinke	2004

OPPONENT BATTING AVERAGE

1.	.210	Tom Gordon	1989
2.	.228	Bob Johnson	1970
3.	.240	Yordano Ventura	2014

*Offensive minimums based on 3.1 plate appearances per game (509)

*Pitching minimums based on 1.0 IP per game (162.0)

ROYALS FIRSTS

Game: at Municipal Stadium vs. Minnesota, April 8, 1969 (att: 17,688)
Batter: Lou Piniella (doubled off Hall), vs. Minnesota, April 8, 1969
Hit: Lou Piniella, vs. Minnesota, April 8, 1969
Run: Lou Piniella, vs. Minnesota, April 8, 1969
Win: Kansas City 4, Minnesota 3 in Kansas City, April 8, 1969
Winning Pitcher: Moe Drabowski (1.0 IP, 0 H, 0 ER), vs. Minnesota, April 8, 1969
Save: Dave Wickersham (0.2 IP, 0 H, 0 ER), at Oakland, April 12, 1969
RBI: Jerry Adair, drove in Piniella, vs. Minnesota, April 8, 1969
GW Hit: Joe Keough (off Woodson) PH in 12th of 4-3 win vs. Minnesota, April 9, 1969
Triple: Lou Piniella (off John Odom) vs. Oakland, April 19, 1969
HR: Mike Fiore (off John Odom) at Oakland, April 13, 1969
Grand Slam: Bob Oliver (off Jim Bouton) vs. Seattle (8th inning), July 4, 1969
Stolen Base: Joe Foy (off Jim Kaat, 4th inning) vs. Minnesota, April 9, 1969
.500 Month: September, 1969 (15-15)
Winning Season: 1971 (85-76), 3rd season

MUNICIPAL STADIUM LASTS (1972)

Game: Kansas City 4, Texas 0, Oct. 4, 1972 (att: 7,329)
Pitch: 9:40 p.m. by Roger Nelson, KC, Oct. 4, 1972
Batter: Ted Ford, TEX (lined out to short), Oct. 4, 1972
Hit: Ed Kirkpatrick, off Steve Lawson (8th inning), Texas, Oct. 4, 1972
Run: Amos Otis, KC (5th inning), Oct. 4, 1972
Win: Kansas City 4, Texas 0, Oct. 4, 1972
Winning Pitcher: Roger Nelson (CG, 9.0 IP, 2 H, 0 R, 3 BB, 6 SO) Texas, Oct. 4, 1972
Save: Ted Abernathy (1.2 IP, 1 H, 1 SO) Milwaukee, Aug. 19, 1972
RBI: Lou Piniella, 2-run single off Pete Broberg (5th inning), Oct. 4, 1972
Double: John Mayberry, off Don Stanhouse (4th inning), Oct. 4, 1972
Triple: George Hendrick, OAK off Mike Hedlund (7th inning), Sept. 30, 1972
HR: Gene Tenace, OAK, 2-run homer off Monty Montgomery (4th inning), Sept. 30, 1972
KC HR: John Mayberry, 3-run homer off Vida Blue (5th inning), Sept. 29, 1972

"OLD" KAUFFMAN STADIUM FIRSTS (1973)

Game: Kansas City 12, Texas 1, April 10, 1973 (att: 39,464)
Pitch: 7:39 p.m. by Paul Splittorff, KC, April 10, 1973
Batter: Dave Nelson, Texas (grounded out to Paul Splittorff), April 10, 1973
Hit: Amos Otis, KC off Pete Broberg (1st inning), Texas, April 10, 1973
Run: Fred Patek, KC (1st inning) Texas, April 10, 1973
Win: Kansas City 12, Texas 1, April 10, 1973
Winning Pitcher: Paul Splittorff (9.0 IP, 5 H, 1 R, 3 BB, 1 SO), KC, April 10, 1973
Save: Bruce Dal Canton (3.0 IP, 3 H, 2 ER), KC vs. Chicago, April 13, 1973
RBI: John Mayberry, KC, 2-run single to right off Pete Broberg, Texas (1st inning), April 10, 1973
Double: Amos Otis, KC off Pete Broberg, Texas (2nd inning), April 10, 1973
Triple: Jeff Burroughs, Texas off Paul Splittorff, April 10, 1973
HR: John Mayberry, 2-run homer off Bill Gogolewski (5th inning), Texas, April 10, 1973
Grand Slam: Davey May, Milwaukee, off Dal Canton (9th inning), April 26, 1973
Stolen Base: Fred Patek, KC (1st inning) Texas, April 10, 1973

"OLD" KAUFFMAN STADIUM LASTS (2008)

Game: Chicago 3, Kansas City 0, Sept. 21, 2008 (att: 16,920)
Pitch: 3:38 p.m. by Bobby Jenks, CWS, Sept. 21, 2008
Batter: Alex Gordon, KC (struck out), Sept. 21, 2008
Hit: Jermaine Dye, CWS off Joel Peralta (9th inning), Sept. 21, 2008
Run: Paul Konerko, CWS (7th inning), Sept. 21, 2008
Win: Chicago 3, Kansas City 0, Sept. 21, 2008
KC Win: Kansas City 5, Chicago 2, Sept. 20, 2008
Winning Pitcher: John Danks (7.0 IP, 4 H, 0 R, 1 BB, 3 SO), CWS, Sept. 21, 2008
KC Winning Pitcher: Kyle Davies (7.0 IP, 3 H, 2 R, 1 BB, 3 SO), CWS, Sept. 20, 2008
Save: Bobby Jones (1.0 IP, 2 SO), CWS, Sept. 21, 2008
KC Save: Joakim Soria (1.0 IP, 1 H, 1 BB, 2 SO), CWS, Sept. 20, 2008
RBI: Paul Konerko, CWS, 2-run homer to left off Brandon Duckworth (7th inning), Sept. 21, 2008
Double: Jermaine Dye, CWS off Joel Peralta (9th inning), Sept. 21, 2008
Triple: Alberto Callaspo, KC off Brandon Morrow, Seattle (5th inning), Sept. 16, 2008
HR: Paul Konerko, CWS, 2-run homer to left off Brandon Duckworth (7th inning), Sept. 21, 2008
KC HR: Kila Ka'aihue, 2-run homer to right off Gavin Floyd (7th inning), Sept. 20, 2008
Grand Slam: Alexei Ramirez, Chicago, off Brian Bannister (9th inning), Sept. 19, 2008
KC Grand Slam: Ryan Shealy, off Francisco Cruteta (1st inning), Seattle, Sept. 15, 2006
Stolen Base: Mike Aviles, KC (6th inning) vs. Chicago, Sept. 21, 2008

"NEW" KAUFFMAN STADIUM FIRSTS (2009)

Game: New York 4, Kansas City 1, April 10, 2009 (att: 38,098)
Pitch: 3:42 p.m. by Sidney Ponson, KC, April 10, 2009
Batter: Derek Jeter, NYY (grounded out to second), April 10, 2009
Hit: Johnny Damon, NYY off Sidney Ponson (1st inning), April 10, 2009
Run: Johnny Damon, NYY off Sidney Ponson (1st inning), April 10, 2009
KC Win: Kansas City 6, New York 4, April 12, 2009
Winning Pitcher: Andy Pettitte (7.0 IP, 3 H, 1 R, 1 BB, 6 SO), New York, April 10, 2009
KC Winning Pitcher: Juan Cruz (1.0 IP), New York, April 12, 2009
Save: Mariano Rivera (1.0 IP, 1 H, 2 SO), New York, April 10, 2009
KC Save: Joakim Soria (1.0 IP, 3 SO), New York, April 12, 2009
RBI: Jorge Posada, NYY, 2-run single off Sidney Ponson (1st inning), April 10, 2009
Double: Mike Jacobs, KC off Andy Pettitte (2nd inning), New York, April 10, 2009
Triple: Nick Swisher, NYY off Horacio Ramirez, Kansas City (3rd inning), April 11, 2009
HR: Nick Swisher, NYY off Horacio Ramirez, Kansas City (5th inning), April 11, 2009
KC HR: John Buck, solo homer to left off John Chamberlain (3rd inning), New York, April 12, 2009
KC Grand Slam: John Buck, off Vinnie Chulk (8th inning), Cleveland, April 14, 2009
Stolen Base: Derek Jeter, NYY (3rd inning) Kansas City, April 11, 2009

POSITIONAL CHART

ALL-TIME GAMES BY POSITION

C	Salvador Perez, 2011-18	874
1B	Eric Hosmer, 2011-17	1,029
2B	Frank White, 1973-90	2,150
3B	George Brett, 1973-92	1,692
SS	Freddie Patek, 1971-79	1,241
LF	Alex Gordon, 2010-19	1,312
CF	Amos Otis, 1970-83	1,793
RF	Al Cowens, 1974-79	676
DH	Hal McRae, 1974-87	1,388

1969

C	Ellie Rodriguez (95)
1B	Mike Fiore (107)
2B	Jerry Adair (126)
3B	Joe Foy (145)
SS	Jackie Hernandez (35)
LF	Lou Piniella (135)
CF	Pat Kelly (112)
RF	Bob Oliver (118)
DH	None

1970

C	Ed Kirkpatrick (134)
1B	Bob Oliver (160)
2B	Cookie Rojas (98)
3B	Paul Schaaf (124)
SS	Jackie Hernandez (83)
LF	Lou Piniella (144)
CF	Amos Otis (159)
RF	Pat Kelly (136)
DH	None

1971

C	Jerry May (71)
1B	Gail Hopkins (103)
2B	Cookie Rojas (115)
3B	Paul Schaaf (161)
SS	Fred Patek (147)
LF	Lou Piniella (126)
CF	Amos Otis (147)
RF	Joe Keogh (110)
DH	None

1972

C	Ed Kirkpatrick (113)
1B	John Mayberry (149)
2B	Cookie Rojas (137)
3B	Paul Schaaf (127)
SS	Fred Patek (136)
LF	Lou Piniella (151)
CF	Amos Otis (143)
RF	Richie Scheinblum (134)
DH	None

1973

C	Fran Healy (95)
1B	John Mayberry (152)
2B	Cookie Rojas (139)
3B	Paul Schaaf (121)
SS	Fred Patek (135)
LF	Lou Piniella (144)
CF	Amos Otis (148)
RF	Ed Kirkpatrick (126)
DH	Hal McRae (106)

1974

C	Fran Healy (138)
1B	John Mayberry (106)
2B	Cookie Rojas (141)
3B	George Brett (132)
SS	Fred Patek (149)
LF	Jim Wohlford (125)
CF	Amos Otis (143)
RF	Vada Pinson (91)
DH	Hal McRae (90)

1975

C	Buck Martinez (79)
1B	John Mayberry (131)
2B	Cookie Rojas (116)
3B	George Brett (159)
SS	Fred Patek (136)
LF	Hal McRae (114)
CF	Amos Otis (130)
RF	Jim Wohlford (67)
DH	Harmon Killebrew (92)

1976

C	Buck Martinez (94)
1B	John Mayberry (160)
2B	Frank White (130)
3B	George Brett (157)
SS	Fred Patek (143)
LF	Tom Poquette (84)
CF	Amos Otis (152)
RF	Al Cowens (142)
DH	Hal McRae (117)

1977

C	Darrell Porter (125)
1B	John Mayberry (145)
2B	Frank White (152)
3B	George Brett (135)
SS	Fred Patek (154)
LF	Joe Zdeb (87)
CF	Amos Otis (140)
RF	Al Cowens (142)
DH	Hal McRae (115)

1978

C	Darrell Porter (145)
1B	Pete LaCock (106)
2B	Frank White (140)
3B	George Brett (128)
SS	Fred Patek (138)
LF	Willie Wilson (82)
CF	Amos Otis (136)
RF	Al Cowens (119)
DH	Hal McRae (153)

1979

C	Darrell Porter (141)
1B	Pete LaCock (108)
2B	Frank White (126)
3B	George Brett (149)
SS	Fred Patek (104)
LF	Willie Wilson (131)
CF	Amos Otis (146)
RF	Al Cowens (134)
DH	Hal McRae (100)

1980

C	Darrell Porter (81)
1B	Willie Aikens (138)
2B	Frank White (153)
3B	George Brett (112)
SS	U.L. Washington (152)
LF	Willie Wilson (102)
CF	Amos Otis (105)
RF	Clint Hurdle (125)
DH	Hal McRae (110)

1981

C	John Wathan (74)
1B	Willie Aikens (99)
2B	Frank White (93)
3B	George Brett (88)
SS	U.L. Washington (98)
LF	Willie Wilson (85)
CF	Amos Otis (86)
RF	Cesar Geronimo (50)
DH	Hal McRae (97)

1982

C	John Wathan (120)
1B	Willie Aikens (128)
2B	Frank White (144)
3B	George Brett (134)
SS	U.L. Washington (117)
LF	Willie Wilson (118)
CF	Amos Otis (125)
RF	Jerry Martin (134)
DH	Hal McRae (158)

1983

C	John Wathan (92)
1B	Willie Aikens (113)
2B	Frank White (145)
3B	George Brett (102)
SS	U.L. Washington (140)
LF	Willie Wilson (64)
CF	Willie Wilson (75)
RF	Pat Sheridan (48)
DH	Hal McRae (155)

1984

C	Don Slaught (123)
1B	Steve Balboni (125)
2B	Frank White (129)
3B	Greg Pryor (107)
SS	Onix Concepcion (85)
LF	Darryl Motley (105)
CF	Willie Wilson (128)
RF	Pat Sheridan (101)
DH	Hal McRae (94)

1985

C	Jim Sundberg (112)
1B	Steve Balboni (160)
2B	Frank White (149)
3B	George Brett (152)
SS	Onix Concepcion (128)
LF	Lonnie Smith (119)
CF	Willie Wilson (140)
RF	Darryl Motley (76)
DH	Hal McRae (105)

1986

C	Jim Sundberg (134)
1B	Steve Balboni (137)
2B	Frank White (151)
3B	George Brett (115)
SS	Angel Salazar (115)
LF	Lonnie Smith (118)
CF	Willie Wilson (155)
RF	Darryl Motley (62)
DH	Jorge Orta (87)

1987

C	Jamie Quirk (108)
1B	George Brett (83)
2B	Frank White (152)
3B	Kevin Seitzer (141)
SS	Angel Salazar (116)
LF	Bo Jackson (95)
CF	Willie Wilson (143)
RF	Danny Tartabull (130)
DH	Steve Balboni (52)

1988

C	Jamie Quirk (79)
1B	George Brett (125)
2B	Frank White (148)
3B	Kevin Seitzer (147)
SS	Kurt Stillwell (124)
LF	Bo Jackson (104)
CF	Willie Wilson (143)
RF	Danny Tartabull (130)
DH	Bill Buckner (43)

1989

C	Bob Boone (129)
1B	George Brett (104)
2B	Frank White (132)
3B	Kevin Seitzer (159)
SS	Kurt Stillwell (130)
LF	Bo Jackson (110)
CF	Willie Wilson (108)
RF	Danny Tartabull (71)
DH	Pat Tabler (39)

1990

C	Mike Macfarlane (112)
1B	George Brett (102)
2B	Frank White (79)
3B	Kevin Seitzer (152)
SS	Kurt Stillwell (141)
LF	Jim Eisenreich (70)
CF	Bo Jackson (61)
RF	Jim Eisenreich (78)
DH	Gerald Perry (68)

1991

C	Brent Mayne (80)
1B	Todd Benzenen (75)
2B	Terry Lummert (144)
3B	Bill Pecota (102)
SS	Kurt Stillwell (118)
LF	Kirk Gibson (91)
CF	Brian McRae (150)
RF	Danny Tartabull (124)
DH	George Brett (118)

1992

C	Mike Macfarlane (104)
1B	Wally Joyner (145)
2B	Keith Miller (93)
3B	Gregg Jefferies (146)
SS	David Howard (74)
LF	Kevin McReynolds (94)
CF	Brian McRae (148)
RF	Jim Eisenreich (66)
DH	George Brett (132)

1993

C	Mike Macfarlane (114)
1B	Wally Joyner (140)
2B	Jose Lind (136)
3B	Gary Gaetti (72)
SS	Greg Gagne (159)
LF	Kevin McReynolds (104)
CF	Brian McRae (153)
RF	Felix Jose (136)
DH	George Brett (140)

1994

C	Mike Macfarlane (81)
1B	Wally Joyner (86)
2B	Jose Lind (84)
3B	Gary Gaetti (85)
SS	Greg Gagne (106)
LF	Vince Coleman (99)
CF	Brian McRae (110)
RF	Felix Jose (98)
DH	Bob Hamelin (69)

1995

C	Brent Mayne (103)
1B	Wally Joyner (126)
2B	Keith Lockhart (61)
3B	Gary Gaetti (123)
SS	Greg Gagne (118)
LF	Vince Coleman (57)
CF	Tom Goodwin (95)
RF	Joe Nunnally (92)
DH	Bob Hamelin (56)

1996

C	Mike Macfarlane (99)
1B	Jose Offeman (96)
2B	Keith Lockhart (84)
3B	Joe Randa (92)
SS	David Howard (135)
LF	Tom Goodwin (75)
CF	Johnny Damon (89)
RF	Michael Tucker (70)
DH	Joe Vitello (70)

1997

C	Mike Macfarlane (81)
1B	Jeff King (150)
2B	Jose Offeman (101)
3B	Craig Paquette (72)
SS	Jay Bell (149)
LF	Bip Roberts (82)
CF	Tom Goodwin (96)
RF	Jermaine Dye (75)
DH	Chili Davis (133)

1998

C	Mike Sweeney (91)
1B	Jeff King (112)
2B	Jose Offeman (152)
3B	Dean Palmer (129)
SS	Mendy Lopez (72)
LF	Jeff Conine (50)
CF	Johnny Damon (130)
RF	Jermaine Dye (59)
DH	Terry Pendleton (40)

1999

C	Chad Kreuter (101)
1B	Mike Sweeney (74)
2B	Carlos Febles (122)
3B	Joe Randa (156)
SS	Rey Sanchez (134)
LF	Johnny Damon (132)
CF	Carlos Beltran (83)
RF	Jermaine Dye (157)
DH	Jeremy Giambi (48)

2000

C	Greg Zaun (76)
1B	Mike Sweeney (114)
2B	Carlos Febles (99)
3B	Joe Randa (156)
SS	Rey Sanchez (143)
LF	Mark Quinn (78)
CF	Carlos Beltran (83)
RF	Jermaine Dye (146)
DH	Johnny Damon (25)

POSITIONAL CHART (CONT.)

2001		C. Hector Ortiz (55)	C. Salvador Perez (128)
1B.	Mike Sweeney (108)	1B. Eric Hosmer (154)	1B. Eric Hosmer (154)
2B.	Carlos Febles (78)	2B. Whit Merrifield (127)	2B. Whit Merrifield (127)
3B.	Joe Randa (137)	3B. Cheslor Cuthbert (127)	3B. Cheslor Cuthbert (127)
SS.	Rey Sanchez (100)	SS. Alcides Escobar (162)	SS. Alcides Escobar (162)
LF.	Dee Brown (77)	LF. Alex Gordon (126)	LF. Alex Gordon (126)
CF.	Carlos Beltran (152)	CF. Lorenzo Cain (72)	CF. Lorenzo Cain (72)
RF.	Jermaine Dye (92)	RF. Paulo Orlando (138)	RF. Paulo Orlando (138)
DH.	Raul Ibanez (33)	DH. Kendrys Morales (138)	DH. Kendrys Morales (138)
2002		C. Salvador Perez (115)	C. Salvador Perez (115)
1B.	Brent Mayne (99)	1B. Eric Hosmer (158)	1B. Eric Hosmer (158)
2B.	Mike Sweeney (102)	2B. Whit Merrifield (132)	2B. Whit Merrifield (132)
3B.	Carlos Febles (116)	3B. Mike Moustakas (127)	3B. Mike Moustakas (127)
SS.	Joe Randa (129)	SS. Alcides Escobar (162)	SS. Alcides Escobar (162)
LF.	Neifi Perez (139)	LF. Alex Gordon (140)	LF. Alex Gordon (140)
CF.	Chuck Knoblauch (74)	CF. Lorenzo Cain (151)	CF. Lorenzo Cain (151)
RF.	Carlos Beltran (49)	RF. Jorge Bonifacio (92)	RF. Jorge Bonifacio (92)
DH.	Michael Tucker (67)	DH. Brandon Moss (90)	DH. Brandon Moss (90)
DH.	Raul Ibanez (36)		
2003		C. Salvador Perez (137)	C. Salvador Perez (137)
1B.	Brent Mayne (112)	1B. Eric Hosmer (158)	1B. Eric Hosmer (158)
2B.	Ken Harvey (99)	2B. Chris Getz (61)	2B. Chris Getz (61)
3B.	Desi Relaford (89)	3B. Mike Moustakas (134)	3B. Mike Moustakas (134)
SS.	Joe Randa (129)	SS. Alcides Escobar (158)	SS. Alcides Escobar (158)
LF.	Angel Berroa (158)	LF. Alex Gordon (155)	LF. Alex Gordon (155)
CF.	Raul Ibanez (128)	CF. Lorenzo Cain (92)	CF. Lorenzo Cain (92)
RF.	Carlos Beltran (130)	RF. David Lough (74)	RF. David Lough (74)
DH.	Aaron Guiel (87)	DH. Billy Butler (150)	DH. Billy Butler (150)
DH.	Mike Sweeney (62)		
2004		C. Salvador Perez (146)	C. Salvador Perez (146)
1B.	John Buck (68)	1B. Eric Hosmer (130)	1B. Eric Hosmer (130)
2B.	Ken Harvey (73)	2B. Omar Infante (134)	2B. Omar Infante (134)
3B.	Tony Graffanino (75)	3B. Mike Moustakas (138)	3B. Mike Moustakas (138)
SS.	Joe Randa (119)	SS. Alcides Escobar (162)	SS. Alcides Escobar (162)
LF.	Angel Berroa (133)	LF. Alex Gordon (156)	LF. Alex Gordon (156)
CF.	Emil Brown (53)	CF. Jarrod Dyson (106)	CF. Jarrod Dyson (106)
RF.	David DeJesus (85)	RF. Nori Aoki (119)	RF. Nori Aoki (119)
DH.	David DeJesus (85)	DH. Billy Butler (108)	DH. Billy Butler (108)
DH.	Matt Stairs (57)		
DH.	Mike Sweeney (47)		
2005		C. Salvador Perez (139)	C. Salvador Perez (139)
1B.	John Buck (117)	1B. Eric Hosmer (154)	1B. Eric Hosmer (154)
2B.	Matt Stairs (64)	2B. Omar Infante (124)	2B. Omar Infante (124)
3B.	Ruben Gotay (81)	3B. Mike Moustakas (146)	3B. Mike Moustakas (146)
SS.	Mark Teahen (128)	SS. Alcides Escobar (148)	SS. Alcides Escobar (148)
LF.	Angel Berroa (159)	LF. Alex Gordon (101)	LF. Alex Gordon (101)
CF.	Terrance Long (103)	CF. Lorenzo Cain (136)	CF. Lorenzo Cain (136)
RF.	David DeJesus (119)	RF. Alex Rios (105)	RF. Alex Rios (105)
DH.	Emil Brown (129)	DH. Kendrys Morales (141)	DH. Kendrys Morales (141)
DH.	Mike Sweeney (73)		
2006		C. Salvador Perez (127)	C. Salvador Perez (127)
1B.	John Buck (112)	1B. Eric Hosmer (127)	1B. Eric Hosmer (127)
2B.	Doug Mientkiewicz (90)	2B. Chris Getz (110)	2B. Chris Getz (110)
3B.	Mark Grudzielanek (132)	3B. Mike Moustakas (89)	3B. Mike Moustakas (89)
SS.	Mark Teahen (109)	SS. Alcides Escobar (158)	SS. Alcides Escobar (158)
LF.	Angel Berroa (131)	LF. Alex Gordon (148)	LF. Alex Gordon (148)
CF.	Emil Brown (87)	CF. Melky Cabrera (144)	CF. Melky Cabrera (144)
RF.	Joey Gathright (76)	RF. Jeff Francoeur (153)	RF. Jeff Francoeur (153)
DH.	Reggie Sanders (73)	DH. Billy Butler (142)	DH. Billy Butler (142)
DH.	Mike Sweeney (59)		
2007		C. Salvador Perez (74)	C. Salvador Perez (74)
1B.	John Buck (112)	1B. Eric Hosmer (148)	1B. Eric Hosmer (148)
2B.	Ross Gload (89)	2B. Chris Getz (61)	2B. Chris Getz (61)
3B.	Mark Grudzielanek (116)	3B. Mike Moustakas (149)	3B. Mike Moustakas (149)
SS.	Alex Gordon (137)	SS. Alcides Escobar (155)	SS. Alcides Escobar (155)
LF.	Tony Pena (150)	LF. Alex Gordon (160)	LF. Alex Gordon (160)
CF.	Emil Brown (78)	CF. Jarrod Dyson (88)	CF. Jarrod Dyson (88)
RF.	David DeJesus (156)	RF. Jeff Francoeur (145)	RF. Jeff Francoeur (145)
DH.	Mark Teahen (137)	DH. Billy Butler (138)	DH. Billy Butler (138)
DH.	Billy Butler (70)		
2008		C. Salvador Perez (137)	C. Salvador Perez (137)
1B.	John Buck (107)	1B. Eric Hosmer (158)	1B. Eric Hosmer (158)
2B.	Ross Gload (111)	2B. Chris Getz (68)	2B. Chris Getz (68)
3B.	Mark Grudzielanek (85)	3B. Mike Moustakas (134)	3B. Mike Moustakas (134)
SS.	Alex Gordon (133)	SS. Alcides Escobar (158)	SS. Alcides Escobar (158)
LF.	Tony Pena (94)	LF. Alex Gordon (155)	LF. Alex Gordon (155)
CF.	David DeJesus (71)	CF. Lorenzo Cain (92)	CF. Lorenzo Cain (92)
RF.	Emil Brown (100)	RF. David Lough (74)	RF. David Lough (74)
DH.	Joey Gathright (100)	DH. Billy Butler (150)	DH. Billy Butler (150)
DH.	Mark Teahen (84)		
DH.	Billy Butler (84)		
2009		C. Salvador Perez (146)	C. Salvador Perez (146)
1B.	Miguel Olivo (103)	1B. Eric Hosmer (130)	1B. Eric Hosmer (130)
2B.	Billy Butler (145)	2B. Omar Infante (134)	2B. Omar Infante (134)
3B.	Alberto Callaspo (146)	3B. Mike Moustakas (138)	3B. Mike Moustakas (138)
SS.	Mark Teahen (107)	SS. Alcides Escobar (162)	SS. Alcides Escobar (162)
LF.	Yuniesky Betancourt (71)	LF. Alex Gordon (156)	LF. Alex Gordon (156)
CF.	David DeJesus (139)	CF. Jarrod Dyson (106)	CF. Jarrod Dyson (106)
RF.	Mitch Maier (85)	RF. Nori Aoki (119)	RF. Nori Aoki (119)
DH.	Joey Guillen (65)	DH. Billy Butler (108)	DH. Billy Butler (108)
DH.	Mike Jacobs (106)		
2010		C. Salvador Perez (139)	C. Salvador Perez (139)
1B.	Jason Kendall (118)	1B. Eric Hosmer (154)	1B. Eric Hosmer (154)
2B.	Billy Butler (127)	2B. Omar Infante (124)	2B. Omar Infante (124)
3B.	Mike Aviles (87)	3B. Mike Moustakas (146)	3B. Mike Moustakas (146)
SS.	Alberto Callaspo (76)	SS. Alcides Escobar (148)	SS. Alcides Escobar (148)
LF.	Yuniesky Betancourt (151)	LF. Alex Gordon (101)	LF. Alex Gordon (101)
CF.	Scott Podsednik (92)	CF. Lorenzo Cain (136)	CF. Lorenzo Cain (136)
RF.	David DeJesus (65)	RF. Alex Rios (105)	RF. Alex Rios (105)
DH.	Mitch Maier (65)	DH. Kendrys Morales (141)	DH. Kendrys Morales (141)
DH.	David DeJesus (70)		
DH.	Joey Guillen (84)		

SEASON BATTING LEADERS BY POSITION

CATCHER		Home runs	Player	Year	RBI	Player	Year
Average	Player	Year	22	Frank White	1986	91	Jay Bell
.287	Salvador Perez	2013	22	Frank White	1985	78	Yuniesky Betancourt
.284	Darrell Porter	1979	18	Whit Merrifield	2017	73	Angel Berroa
.277	Mike Macfarlane	1996					2003
HOME RUNS		RBI	Player	Year	Average	OUTFIELDERS	Year
24	Salvador Perez	2017	84	Frank White	1986	Player	Year
21	Salvador Perez	2016	78	Frank White	1987	Willie Wilson	1982
21	Salvador Perez	2015	75	Frank White	1983	Willie Wilson	1980
RBI		THIRD BASEMEN		Year	Home runs	Player	Year
98	Darrell Porter	1979	Player	1980	32	Danny Tartabull	1987
76	Darrell Porter	1978	George Brett	1976	31	Jermaine Dye	2000
74	Salvador Perez	2013	George Brett	1985	31	Danny Tartabull	1991
FIRST BASEMEN		Home runs	Player	Year	RBI	Player	Year
Average	Player	Year	34	Mike Moustakas	2017	119	Jermaine Dye
.348	Mike Sweeney	2002	31	Gary Gaetti	1995	110	Jermaine Dye
.347	Mike Sweeney	2000	29	George Brett	1985	107	Al Cowens
.341	George Brett	1990					1977
HOME RUNS		RBI	Player	Year	Average	DESIGNATED HITTERS	Year
36	Steve Balboni	1985	114	George Brett	1980	Player	Year
29	Steve Balboni	1986	111	George Brett	1985	Hal McRae	1976
27	Three times	-	104	Joe Randa	2000	Billy Butler	2012
RBI		SHORTSTOPS		Year	Home runs	Player	Year
106	Jeff King	1997	Player	2001	37	Jorge Soler	2019
103	Mike Sweeney	2000	Rey Sanchez	1999	30	Chili Davis	1997
99	Eric Hosmer	2016	Alcides Escobar	2012	27	Hal McRae	1982
SECOND BASEMEN		Home runs	Player	Year	RBI	Player	Year
.313	Jose Offerman	1998	21	Jay Bell	1997	133	Hal McRae
.304	Whit Merrifield	2018	17	Angel Berroa	2003	104	Kendrys Morales
.304	Alberto Callaspo	2009	16	Yuniesky Betancourt	2010	93	Billy Butler

ATTENDANCE RECORDS

	Attendance	Opponent	Date
Season	2,708,549	n/a	2015
Single Game	41,860	New York	July 26, 1980
Day Game	41,788	Seattle	April 11, 2005
Night Game	41,860	New York	July 26, 1980
Day Doubleheader	35,295	California	June 20, 1971
T-N Doubleheader	42,039	Milwaukee	August 8, 1983
Opening Day	41,788	Seattle	April 11, 2005
4-Game Series	161,019	New York	July 21-24, 1988
3-Game Series	121,956	New York	July 25-27, 1980
2-Game Series	79,042	New York	July 24-25, 1978
Memorial Day	41,189	Minnesota	May 29, 1989
Independence Day	40,804	Boston	July 4, 1988
Labor Day	37,043	Minnesota	September 3, 1984
Week Night	42,039	Milwaukee	August 8, 1983 (doubleheader)
Saturday Day	38,944	Baltimore	July 18, 1987
Saturday Night	41,860	New York	July 26, 1980
Sunday	41,329	Oakland	September 21, 1980
Road Game	73,303	at Cleveland	July 4, 1986
Municipal Stadium	36,623	Oakland	August 3, 1971
Lowest Municipal Stadium	3,454	Minnesota	July 3, 1969

KAUFFMAN STADIUM (1973-2019)

All-Star Game	40,933	N.L. vs. A.L.	July 10, 2012
Wild Card Game	40,502	Oakland	September 30, 2014
Division Series	40,657	2014-Game 3	October 5, 2014
Championship Series	42,633	1980-Game 2	October 9, 1980
World Series	42,380	1980-Game 3	October 17, 1980
Lowest Game	6,180	Texas	September 22, 1975

TOP 5 REGULAR SEASON HOME CROWDS

Date	Opponent	Attendance
1. August 8, 1983 (doubleheader)	Milwaukee	42,039
2. July 26, 1980	New York	41,860
3. April 11, 2005	Seattle	41,788
4. April 5, 2004	Chicago	41,575
5. June 30, 1979	California	41,451

ROYALS YEARLY/AVERAGE ATTENDANCE

Year	Attendance	Dates	Average	Year	Attendance	Dates	Average
1969*	902,183	73	12,359	1996	1,436,007	80	17,950
1970*	693,047	72	9,626	1997	1,517,638	77	19,710
1971*	910,784	72	12,650	1998	1,494,875	79	18,922
1972*	707,656	69	10,256	1999	1,506,068	78	19,309
1973	1,345,341	74	18,180	2000	1,677,915	81	20,715
1974	1,173,292	78	15,042	2001	1,536,371	81	18,967
1975	1,151,836	77	14,959	2002	1,323,034	77	17,182
1976	1,680,265	78	21,542	2003	1,774,535	78	22,750
1977	1,852,603	76	24,376	2004	1,661,482	79	21,031
1978	2,255,493	80	28,194	2005	1,371,181	79	17,357
1979	2,261,845	79	28,631	2006	1,372,638	80	17,158
1980	2,288,714	81	28,256	2007	1,616,867	81	19,961
1981	1,279,403	47	27,221	2008	1,578,922	79	19,986
1982	2,284,464	80	28,556	2009	1,797,887	80	22,474
1983	1,963,875	79	24,859	2010	1,615,326	80	20,192
1984	1,810,018	77	23,507	2011	1,724,370	81	21,289
1985	2,162,717	80	27,034	2012	1,739,821	80	21,748
1986	2,320,764	78	29,753	2013	1,750,754	81	21,614
1987	2,392,471	80	29,906	2014	1,956,482	81	24,154
1988	2,350,181	80	29,377	2015	2,708,549	81	33,438
1989	2,477,700	80	30,971	2016	2,557,712	81	31,577
1990	2,244,956	78	28,781	2017	2,220,370	80	27,755
1991	2,161,537	80	27,019	2018	1,665,107	81	20,557
1992	1,867,689	79	23,642	2019^	1,479,659	80	18,496
1993	1,934,578	80	24,182	Totals	88,190,772	3,950	22,327
1994	1,400,494	57	24,570				
1995	1,233,296	70	17,619				

*The Royals played in Municipal Stadium from 1969-72.

^Includes 25,454 for June 13 'home' game in Omaha

KAUFFMAN STADIUM WEATHER POSTPONEMENTS

BY MONTH	BY CLUB
April 30	Arizona 1
May 19	Baltimore 7
June 14	Boston 8
July 5	Chicago 5
August 9	Cleveland 9
September 10	Detroit 7
October 1	Los Angeles (AL) 12
	Milwaukee 5
	Minnesota 7
	Montreal 3
	New York 1
	Oakland 5
	Seattle 7
	Tampa Bay 3
	Texas 5
	Toronto 3

BY YEAR

6 times:	2003
4 times:	1984, 1997, 2002
3 times:	1973, 1977, 1981, 1983, 1986, 1990, 1994, 2013

2 times:

1974, 1975, 1976, 1979, 1985, 1992, 1995, 1998, 1999,

2004, 2005, 2008, 2016, 2017, 2018, 2019

1 time:

1980, 1982, 1987, 1988, 1989, 1991, 1993, 1996,

2006, 2009, 2010, 2012, 2014, 2015

None:


1978, 2000, 2001, 2007, 2011

LIVE LOOK-INS AND ANALYSIS **MLB TONIGHT™**

PLUS 5 LIVE GAMES EACH WEEK



**OUR NATIONAL PASTIME
ALL THE TIME®**



GO TO FINDMLBNETWORK.COM FOR CHANNEL NUMBER
© 2019 MAJOR LEAGUE BASEBALL PROPERTIES, INC. ALL RIGHTS RESERVED.



Mike Montgomery fanned a career-high 12 Tigers on Aug. 10 at Comerica Park.

KANSAS CITY ROYALS MEDIA GUIDE

OPPONENTS





BALTIMORE ORIOLES

2020 SCHEDULE

Date	Site	Time
April 17	Kansas City	7:05 p.m.
April 18	Kansas City	1:05 p.m.
April 19	Kansas City	1:05 p.m.
April 27	Baltimore	5:35 p.m.
April 28	Baltimore	5:35 p.m.
April 29	Baltimore	5:35 p.m.
April 30	Baltimore	12:05 p.m.

AL East

2019 Record: 54-108 (5th in East)

Oriole Park at Camden Yards (Capacity: 45,971)

333 West Camden Street • Baltimore, MD 21201

Website: www.orioles.com • Phone: (410) 547-6100

Executive VP & General Manager: Mike Elias

Field Manager: Brandon Hyde, second season

Director, Public Relations: Kristen Hudak

Senior Manager, Baseball Communications: Jim Misudek

Director, Team Travel: Kevin Buck

Credentials/Parking contact:

Kailey Adams (kadams@orioles.com)

Brandon Hyde
(54-108)

SERIES INFORMATION

Royals vs. Orioles - All-time results:

at KC.....	125-124 (2-1 in '19)
at BAL.....	93-151 (1-2)
Overall.....	218-275 (3-3)

Royals Record at Stadiums:

Municipal (1969-72).....	7-17
Memorial (1969-91).....	54-80
Kauffman (1973-present).....	118-107
Camden Yards (1992-present).....	39-71

Last Royals 2-game sweep:

at KC.....	July 17-18, 1991
at BAL.....	May 13-14, 1985

Last Royals 3-game sweep:

at KC.....	Aug. 31-Sept. 2, 2018
at BAL.....	Aug. 28-30, 1998

Last Royals 4-game sweep:

at KC.....	July 29-Aug. 1, 1982
at BAL.....	none

Last Orioles 2-game sweep:

at KC.....	May 16-17, 2012
at BAL.....	April 2-3, 1997

Last Orioles 3-game sweep:

at KC.....	May 28-30, 2007
at BAL.....	July 31-Aug. 2, 2017

Last Orioles 4-game sweep:

at KC.....	July 16-19, 1987
at BAL.....	May 2-5, 2002

Series Swept By Royals:

2-Game.....	6
3-Game.....	11
4-Game.....	2

Series Swept By Orioles:

2-Game.....	11
3-Game.....	23
4-Game.....	2

Longest Winning Streak:

by KC.....	15.....July 26, 1987-April 11, 1989
by BAL.....	23.....May 10, 1969-Aug. 2, 1970

Most Runs, Game:

by KC.....	15 (3x).....15-2, Aug. 16, 1992 at KC
by BAL.....	15-5, April 29, 1999 at BAL
by BAL.....	15-7, May 8, 2018 at BAL
by BAL.....	15.....15-5, May 9, 2003 (G1) at KC

Widest Margin Victory:

by KC.....	13.....15-2, Aug. 16, 1992 at KC
by BAL.....	13 (2x).....14-1, Aug. 3, 1990 at BAL
by BAL.....	13-0, April 28, 2002 at KC

Longest Game, Innings:

16 (2x).....	May 28, 1979 at KC, 5-4 Royals win
.....	June 15, 1996 at KC, 7-6 Royals win



BOSTON RED SOX

2020 SCHEDULE

Date	Site	Time
May 25	Boston	6:10 p.m.
May 26	Boston	6:10 p.m.
May 27	Boston	6:10 p.m.
May 28	Boston	12:05 p.m.
July 17	Kansas City	7:05 p.m.
July 18	Kansas City	6:05 p.m.
July 19	Kansas City	1:05 p.m.

AL East

2019 Record: 84-78 (3rd in East)

Fenway Park (Capacity: 37,755-night; 37,305-day)

4 Yawkey Way • Boston, MA 02215

Website: www.redsox.com • Phone: (617) 226-6000

Chief Baseball Officer: Chaim Bloom

Field Manager: Ron Roenicke, first season

Vice President, Media Relations: Kevin Gregg

Assistant Director, Media Relations: Abby Murphy

Senior Manager, Media Relations & Baseball Info.: Justin Long

Senior Director, Team Travel: Jack McCormick

Credentials/Parking contact: Abby Murphy (amurphy@redsox.com)

Ron Roenicke
(342-331)

SERIES INFORMATION

Royals vs. Red Sox - All-time results:

at KC.....	129-111 (0-3 in '19)
at BOS.....	108-134 (1-2)
Overall.....	237-245 (1-5)

Royals Record at Stadiums:

Municipal (1969-72).....	14-10
Fenway (1969-present).....	108-134
Kauffman (1973-present).....	115-101

Last Royals 2-game sweep:

at KC.....	May 13-14, 1997
at BOS.....	May 5-6, 1997

Last Royals 3-game sweep:

at KC.....	Aug. 8-10, 2006
at BOS.....	April 26-28, 1996

Last Royals 4-game sweep:

at KC.....	none
at BOS.....	none

Last Red Sox 2-game sweep:

at KC.....	none
at BOS.....	May 8-9, 1978

Last Red Sox 3-game sweep:

at KC.....	June 4-6, 2019
at BOS.....	July 7-8, 2018

Last Red Sox 4-game sweep:

at KC.....	none
at BOS.....	May 19-22, 2008

Series Swept By Royals:

2-Game.....	4
3-Game.....	13

Series Swept By Red Sox:

2-Game.....	4
3-Game.....	18
4-Game.....	2

Longest Winning Streak:

by KC.....	12.....Aug. 23, 1970-Aug. 25, 1971
by BOS.....	7 (2x).....Aug. 17, 1969-June 7, 1970
.....	May 8-Aug. 11, 1998

Most Runs, Game:

by KC.....	13 (9x).....last: 13-11, June 1, 2000 at BOS
by BOS.....	22.....22-11, April 12, 1994 at KC

Widest Margin Victory:

by KC.....	11.....13-2, Aug. 2, 1986 at BOS
by BOS.....	14.....18-4, April 13, 1983 at KC

Longest Game, Innings:

15.....	Aug. 26, 1976 at BOS, 7-6 Royals win
---------	--------------------------------------

*-Central Time listed in all schedules



CHICAGO WHITE SOX

2020 SCHEDULE

Date	Site	Time
March 26	Chicago	1:10 p.m.
March 28	Chicago	1:10 p.m.
March 29	Chicago	1:10 p.m.
April 13	Chicago	7:05 p.m.
April 14	Kansas City	7:05 p.m.
April 15	Kansas City	7:05 p.m.
April 20	Chicago	7:05 p.m.
April 21	Chicago	7:10 p.m.
April 22	Chicago	7:10 p.m.
June 2	Kansas City	7:05 p.m.
June 3	Kansas City	7:05 p.m.
June 4	Kansas City	7:05 p.m.
September 11	Kansas City	7:05 p.m.
September 12	Kansas City	6:05 p.m.
September 13	Kansas City	1:05 p.m.
September 17	Chicago	7:10 p.m.
September 18	Chicago	7:10 p.m.
September 19	Chicago	6:10 p.m.
September 20	Chicago	1:10 p.m.

AL Central

2019 Record: 72-89 (3rd in Central)

U.S. Cellular Field (Capacity: 40,615)

333 West 35th Street • Chicago, IL 60616

Website: www.whitesox.com • Phone: (312) 674-1000

Senior VP & General Manager: Rick Hahn

Field Manager: Rick Renteria, fourth season

Senior Director, Media Relations: Bob Beghtol

Assistant Director, Media Relations: Ray Garcia

Director, Team Travel: Ed Cassin

Credentials contact: Hannah Sundwall (hsundwall@chisox.com)



Rick Renteria
(274-373)

SERIES INFORMATION

Royals vs. White Sox - All-time results:

at KC.....	213-180 (7-3 in '19)
at CWS.....	177-225 (3-6)

Overall..... 390-405 (10-9)

Royals Record at Stadiums:

Municipal (1969-72).....	22-11
Comiskey Park (1969-90).....	70-92
Kauffman (1973-present).....	191-169

Guaranteed Rate (1991-present) 107-133

Last Royals 2-game sweep:

at KC.....	May 4-5, 2009
at CWS.....	Sept. 26-27, 1972

Last Royals 3-game sweep:

at KC.....	July 21-23, 2017
at CWS.....	June 13-15, 2014

Last Royals 4-game sweep:

at KC.....	July 15-18, 2019
at CWS.....	none

Last White Sox 2-game sweep:

at KC.....	March 29 & 31, 2018
at CWS.....	Aug. 31 & Sept. 1, 1983

Last White Sox 3-game sweep:

at KC.....	Sept. 4-6, 2015
at CWS.....	May 27-29, 2019

Last White Sox 4-game sweep:

at KC.....	July 10-13, 1997
at CWS.....	May 30-June 2, 1985

Series Swept By Royals:

2-game.....	5
3-game.....	23
4-game.....	2

Series Swept By White Sox:

2-game.....	9
3-game.....	27
4-game.....	2

Longest Winning Streak:

by KC.....	6 (3x).....	Sept. 13, 1972-April 15, 1973
by CWS.....	11.....	May 31-Aug. 21, 1982

Most Runs, Game:

by KC.....	14 (3x).....	14-5, May 13, 1979 at CWS
by CWS.....	19.....	14-3, Aug. 3, 2008 at KC

Widest Margin Victory:

by KC.....	12.....	12-0, Aug. 30, 1978 at KC
by CWS.....	16.....	Sept. 27, 2003 at KC

Longest Game, Innings:

17.....	May 25, 1986 at KC, 2-1 Royals win
---------	------------------------------------



CLEVELAND INDIANS

2020 SCHEDULE

Date	Site	Time
May 29	Cleveland	6:10 p.m.
May 30	Cleveland	3:10 p.m.
May 31	Cleveland	12:10 p.m.
June 5	Kansas City	7:05 p.m.
June 6	Kansas City	1:05 p.m.
June 7	Kansas City	1:05 p.m.
June 26	Kansas City	7:05 p.m.
June 27	Kansas City	1:05 p.m.
June 28	Kansas City	1:05 p.m.
July 9	Cleveland	6:10 p.m.
July 10	Cleveland	6:10 p.m.
July 11	Cleveland	5:10 p.m.
July 12	Cleveland	12:10 p.m.
July 28	Cleveland	6:10 p.m.
July 29	Cleveland	6:10 p.m.
August 20	Kansas City	7:05 p.m.
August 21	Kansas City	7:05 p.m.
August 22	Kansas City	6:05 p.m.
August 23	Kansas City	1:05 p.m.

AL Central

2019 Record: 93-69 (2nd in Central)

Progressive Field (Capacity: 34,812)

2401 Ontario Street • Cleveland, OH 44115

Website: www.indians.com • Phone: (216) 420-4200

President, Baseball Operations: Chris Antonetti

Field Manager: Terry Francona, eighth season

Director, Baseball Information & Player Relations: Bart Swain

Director, Communications & Player Relations: Court Berry-Tripp

Manager, Communications: Austin Controulis

Director, Team Travel: Mike Seghi

Credentials contacts: Greg Korn (gkorn@indians.com) or Jesse

Feldman (jfeldman@indians.com)



Terry Francona
(1,667-1,409)

SERIES INFORMATION

Royals vs. Indians - All-time results:

at KC.....	184-175 (4-6 in '19)
at CLE.....	158-207 (3-6)

Overall..... 342-382 (7-12)

Royals Record at Stadiums:

Municipal (1969-72).....	12-12
Cleveland Stadium (1969-93).....	73-74
Kauffman (1973-present).....	172-163

Progressive Field (1994-present). 85-133

Last Royals 2-game sweep:

at KC.....	June 10-11, 2014
at CLE.....	May 19-20, 2010

Last Royals 3-game sweep:

at KC.....	April 12-14, 2019
at CLE.....	June 24-26, 2003

Last Royals 4-game sweep:

at KC.....	none
at CLE.....	June 15-17, 1973

Last Indians 2-game sweep:

at KC.....	May 16-17, 2011
at CLE.....	April 12-13, 2002

Last Indians 3-game sweep:

at KC.....	July 2-4, 2019
at CLE.....	July 2-4, 2018

Last Indians 4-game sweep:

at KC.....	none
at CLE.....	June 2-5, 2016

Series Swept By Royals:

2-game.....	14
3-game.....	13
4-game.....	1

Series Swept By Indians:

2-game.....	8
3-game.....	31
4-game.....	3

Longest Winning Streak:

by KC.....	9.....	June 1-Aug. 15, 1973
by CLE.....	10.....	July 21-Sept. 24, 2005

Most Runs, Game:

by KC.....	15 (2x).....	15-7, April 27, 1979 at KC
by CLE.....	19.....	15-5, April 20, 2004 at CLE

Widest Margin Victory:

by KC.....	12.....	12-0, July 29, 2011 at CLE
by CLE.....	18.....	19-1, May 16, 2011 at KC

Longest Game, Innings:

17.....	May 2, 1970 at KC, 4-3 Royals win
---------	-----------------------------------

*-Central Time listed in all schedules



DETROIT TIGERS

2020 SCHEDULE

Date	Site	Time
March 30	Detroit	12:10 p.m.
April 1	Detroit	12:10 p.m.
April 6	Kansas City	7:05 p.m.
April 7	Kansas City	7:05 p.m.
April 8	Kansas City	12:35 p.m.
May 1	Kansas City	7:05 p.m.
May 2	Kansas City	6:05 p.m.
May 3	Kansas City	1:05 p.m.
July 3	Detroit	6:10 p.m.
July 4	Detroit	3:10 p.m.
July 5	Detroit	12:10 p.m.
July 30	Detroit	6:10 p.m.
July 31	Detroit	6:10 p.m.
August 1	Detroit	5:10 p.m.
August 2	Detroit	12:10 p.m.
September 21	Kansas City	7:05 p.m.
September 22	Kansas City	7:05 p.m.
September 23	Kansas City	7:05 p.m.
September 24	Kansas City	7:05 p.m.

AL Central

2019 Record: 47-114 (5th in Central)

Comerica Park (Capacity: 41,083)

2100 Woodward Avenue • Detroit, MI 48201

Website: www.tigers.com • Phone: (313) 471-2000

Executive VP of Baseball Operations & GM: Al Avila

Field Manager: Ron Gardenhire, third season

Vice President, Communications: Ron Colangelo

Director, Communications: Chad Crunk

Director, Team Travel: Brian Britten

Credentials contact: Jennifer Rogers (jennifer.rogers@tigers.com)



Ron Gardenhire
(1,179-1,251)

SERIES INFORMATION

Royals vs. Tigers - All-time results:

at KC	191-168 (6-3 in '19)
at DET	173-189 (3-7)
Overall	364-357 (9-10)

Royals Record at Stadiums:

Municipal (1969-72)	10-14
Tiger Stadium (1969-99)	87-92
Kauffman (1973-present)	181-154
Comerica Park (2000-present)	86-97

Last Royals 2-game sweep:

at KC	April 14-15, 1987
at DET	April 9-10, 2003

Last Tigers 3-game sweep:

at KC	Aug. 28-30, 2012
at DET	July 24-26, 2017

Last Royals 4-game sweep:

at KC	Sept. 19-21, 2005
at DET	Aug. 3-5, 1984

Last Tigers 2-game sweep:

at KC	April 3 & 5, 2006
at DET	March 31 & April 2, 2014

Last Tigers 3-game sweep:

at KC	May 2-4, 2014
at DET	April 4-7, 2019

Last Tigers 4-game sweep:

at KC	May 22-25, 2006
at DET	Sept. 24-27, 2012

Series Swept By Royals:

2-game	9
3-game	18
4-game	3

Series Swept By Tigers:

2-game	11
3-game	21
4-game	2

Longest Winning Streak:

by KC	8.....Sept. 26, 2002-July 4, 2003
by DET	11.....April 3-July 15, 2006

Most Runs, Game:

by KC	26.....26-5, Sept. 9, 2004 at DET (G1)
by DET	19.....19-4, July 21, 2008 at KC

Widest Margin Victory:

by KC	21.....26-5, Sept. 9, 2004 at DET (G1)
by DET	17.....17-0, July 19, 1991 at KC

Longest Game, Innings:

16.....July 29, 1995 at KC, 5-4 Royals win
--



HOUSTON ASTROS

2020 SCHEDULE

Date	Site	Time
May 4	Kansas City	7:05 p.m.
May 5	Kansas City	7:05 p.m.
May 6	Kansas City	1:05 p.m.
May 11	Houston	7:10 p.m.
May 12	Houston	7:10 p.m.
May 13	Houston	7:10 p.m.

AL West

2019 Record: 107-55 (1st in West)

Minute Maid Park (Capacity: 41,168)

501 Crawford St. • Houston, TX 77002

Website: www.astros.com • Phone: (713) 259-8000

General Manager: James Click

Field Manager: Dusty Baker, first season

Vice President, Communications: Gene Dias

Senior Manager, Communications: Steve Grande

Senior Manager, Team Operations (Travel): Derek Vigoa

Credentials contact: Chris Peixoto (cpeixoto@astros.com)



Dusty Baker
(1,863-1,636)

SERIES INFORMATION

Royals vs. Astros - All-time results:

at KC	13-24 (0-3 in '19)
at HOU	19-18 (1-2)
Overall	32-42 (1-5)

Royals Record at Stadiums:

Astrodome (1965-1999)	1-2
Kauffman (1973-present)	13-24
Minute Maid (2000-present)	18-16

Last Royals 2-game sweep:

at KC	none
at HOU	none

Last Royals 3-game sweep:

at KC	June 7-9, 2013
at HOU	April 15-17, 2014

Last Royals 4-game sweep:

at KC	none
at HOU	none

Last Astros 2-game sweep:

at KC	none
at HOU	none

Last Astros 3-game sweep:

at KC	Sept. 13-15, 2019
at HOU	June 29-July 1, 2015

Last Astros 4-game sweep:

at KC	none
at HOU	none

Series Swept By Royals:

2-Game	0
3-Game	2
4-Game	0

Series Swept By Astros:

2-Game	0
3-Game	6
4-Game	0

Longest Winning Streak:

by KC	6.....June 7, 2013-April 17, 2014
by HOU	May 26, 2014-July 24, 2015

Most Runs, Game:

by KC	15.....15-7, June 15, 2010 at KC
by HOU	14.....14-5, July 8, 2001 at KC

Widest Margin Victory:

by KC	10.....12-2, May 7, 2019 at HOU
by HOU	9 (3x).....14-5, July 8, 2001 at KC
	13-4, June 24, 2016 at KC
	12-3, Sept. 15, 2019 at KC

Longest Game, Innings:

12.....April 9, 2017 at HOU, 5-4 Royals loss
--

*- Central Time listed in all schedules



LOS ANGELES ANGELS

2020 SCHEDULE

Date	Site	Time
May 18	Kansas City	7:05 p.m.
May 19	Kansas City	7:05 p.m.
May 20	Kansas City	7:05 p.m.
May 21	Kansas City	12:35 p.m.
September 4	Anaheim	9:07 p.m.
September 5	Anaheim	8:07 p.m.
September 6	Anaheim	3:07 p.m.

AL West

2019 Record: 72-90 (4th in West)

Angel Stadium (Capacity: 45,517)

2000 E. Gene Autry Way • Anaheim, CA 92806

Website: www.angels.com • Phone: (714) 940-2000

General Manager: Billy Eppler

Field Manager: Joe Maddon, first season

Director, Communications: Adam Chodzko

Manager, Communications: Matt Birch

Traveling Secretary: Tom Taylor

Credentials contact: Adam Chodzko (adam.chodzko@angels.com)



Joe Maddon
(1,252-1,068)

SERIES INFORMATION

Royals vs. Angels - All-time results:

at KC.....	137-154 (1-2 in '19)
at LAA.....	152-146 (1-2)
Overall.....	289-300 (2-4)

Royals Record at Stadiums:

Municipal (1969-72).....	14-19
Angel Stadium (1969-present).....	152-146
Kauffman (1973-present).....	123-135

Last Royals 2-game sweep:

at KC.....	Sept. 13-14, 1996
at LAA.....	May 25-27, 1998

Last Royals 3-game sweep:

at KC.....	April 14-16, 2017
at LAA.....	April 10-12, 2015

Last Royals 4-game sweep:

at KC.....	none
at LAA.....	May 6-9, 1996

Last Angels 2-game sweep:

at KC.....	Sept. 19-20, 2006
at LAA.....	Sept. 10-11, 1974

Last Angels 3-game sweep:

at KC.....	July 21-22, 2009
at LAA.....	April 12-14, 2018

Last Angels 4-game sweep:

at KC.....	May 23-26, 2013
at LAA.....	none

Series Swept By Royals:

2-game.....	7
3-game.....	16
4-game.....	3

Series Swept By Angels:

2-game.....	13
3-game.....	21
4-game.....	2

Longest Win Streak:

by KC.....	12.....May 1-Sept. 12, 1975
by LAA.....	9 (2x).....Oct. 4, 1991-Aug. 4, 1992
.....	May 8-Sept. 6, 2009

Most Runs, Game:

by KC.....	18.....18-3, Aug. 10, 1996 at CAL
by LAA.....	21.....21-6, Aug. 25, 2004 at ANA

Widest Margin Victory:

by KC.....	15.....18-3, Aug. 10, 1996 at CAL
by LAA.....	15 (2x)18-3, Sept. 18, 1986 at CAL
.....	21-6, Aug. 25, 2004 at ANA

Longest Game, Innings:

15.....	July 28, 1976 at CAL, 3-2 Royals win
---------	--------------------------------------



MINNESOTA TWINS

2020 SCHEDULE

Date	Site	Time
May 8	Minnesota	7:10 p.m.
May 9	Minnesota	6:10 p.m.
May 10	Minnesota	1:10 p.m.
June 12	Kansas City	7:05 p.m.
June 13	Kansas City	3:05 p.m.
June 14	Kansas City	1:05 p.m.
July 6	Minnesota	7:10 p.m.
July 7	Minnesota	7:10 p.m.
July 8	Minnesota	12:10 p.m.
August 6	Kansas City	7:05 p.m.
August 7	Kansas City	7:05 p.m.
August 8	Kansas City	6:05 p.m.
August 9	Kansas City	1:05 p.m.
August 14	Minnesota	7:10 p.m.
August 15	Minnesota	6:10 p.m.
August 16	Minnesota	1:10 p.m.
September 25	Kansas City	7:05 p.m.
September 26	Kansas City	6:05 p.m.
September 27	Kansas City	2:05 p.m.

AL Central

2019 Record: 101-61 (1st in Central)

Target Field (Capacity: 38,544)

1 Twins Way • Minneapolis, MN 55403

Website: www.twinsbaseball.com • Phone: (612) 659-3400

Senior VP/General Manager: Thad Levine

Field Manager: Rocco Baldelli, second season

Senior Director, Communications: Dustin Morse

Senior Manager, Communications: Mitch Hestad

Manager, Communications: Matt Hodson

Director, Team Travel: Mike Herman

Credentials contact:

Nina Zimmerman (ninazimmerman@twinsbaseball.com)



Rocco Baldelli
(101-61)

SERIES INFORMATION

Royals vs. Twins - All-time results:

at KC.....	212-195 (3-6 in '19)
at MIN.....	179-223 (2-8)
Overall.....	391-418 (5-14)

Royals Record at Stadiums:

Municipal (1969-72).....	19-17
Metropolitan (1969-81).....	47-59
Kauffman (1973-present).....	193-178
Metrodome (1982-2009).....	90-113
Target Field (2010-present).....	42-51

Last Royals 2-game sweep:

at KC.....	Sept. 13-14, 2011
at MIN.....	July 4-5, 1973

Last Royals 3-game sweep:

at KC.....	July 20-22, 2018
at MIN.....	Oct. 2-4, 2015

Last Royals 4-game sweep:

at KC.....	Aug. 18-21, 2016
at MIN.....	May 7-10, 1999

Last Twins 2-game sweep:

at KC.....	April 2-3, 2019
at MIN.....	April 20-21, 2005

Last Twins 3-game sweep:

at KC.....	July 26-28, 2010
at MIN.....	Aug. 2-4, 2019

Last Twins 4-game sweep:

at KC.....	June 2-5, 2011
at MIN.....	June 29-July 2, 1970

Series Swept By Kansas City:

2-game.....	6
3-game.....	22
4-game.....	3

Series Swept By Twins:

2-game.....	8
3-game.....	29
4-game.....	3

Longest Winning Streak:

by KC.....	8.....Oct. 2, 2015-May 24, 2016
by MIN.....	7 (4x).....last: Sept. 29, 2016-May 19, 2017

Most Runs, Game:

by KC.....	23.....23-6, April 6, 1974 at KC
by MIN.....	19.....19-1, July 26, 2010 at KC

Widest Margin Victory:

by KC.....	17.....23-6, April 6, 1974 at KC
by MIN.....	18.....19-1, July 26, 2010 at KC

Longest Game, Innings:

17.....	April 9, 1969 at KC, 4-3 Royals win
---------	-------------------------------------

* - Central Time listed in all schedules



NEW YORK YANKEES

2020 SCHEDULE

Date	Site	Time
June 9	New York	6:05 p.m.
June 10	New York	6:05 p.m.
June 11	New York	6:05 p.m.
August 10	Kansas City	7:05 p.m.
August 11	Kansas City	7:05 p.m.
August 12	Kansas City	12:35 p.m.

AL East

2019 Record: 103-59 (1st in East)

Yankee Stadium (Capacity: 46,537)

One East 161st Street • Bronx, NY 10451

Website: www.yankees.com • Phone: (718) 293-4300

Sr. VP & General Manager: Brian Cashman

Field Manager: Aaron Boone, third season

Vice President, Communications & Media Relations: Jason Zillo

Director, Communications & Media Relations: Michael Margolis

Director, Team Travel & Player Services: Ben Tuliebitz

Credentials email: credentials@yankees.com



Aaron Boone
(203-121)

SERIES INFORMATION

Royals vs. Yankees - All-time results:

at KC	114-133-1 (1-2 in '19)
at NY	85-167 (1-3)
Overall	199-300-1 (2-5)

Royals Record at Stadiums:

Municipal (1969-72)	11-13-1
Yankee Stadium (1969-73, 76-08)	67-134
Kauffman (1973-present)	103-120
Shea Stadium (1974-75)	5-7
Yankee Stadium (2009-present)	13-26

Last Royals 2-game sweep:

at KC	none
at NY	June 4 & 6, 1982

Last Royals 3-game sweep:

at KC	May 31-June 2, 2005
at NY	June 3-5, 1994

Last Royals 4-game sweep:

at KC	none
at NY	none

Last Yankees 2-game sweep:

at KC	Aug. 17-18, 1998
at NY	April 9 & 11, 1996

Last Yankees 3-game sweep:

at KC	May 10-12, 2013
at NY	May 25-27, 2015

Last Yankees 4-game sweep:

at KC	none
at NY	Aug. 7-9, 1998

Series Swept By Royals:

2-game	1
3-game	10

Series Swept By Yankees:

2-game	5
3-game	25
4-game	1
5-game	1

Longest Winning Streak:

by KC	5 (2x).....May 14-July 24, 1978
by NYMay 26-July 4, 1990
by NY	12.....Aug. 13, 1997-Aug. 18, 1998

Most Runs, Game:

by KC	17.....17-8, Sept. 13, 2004 at KC
by NY	18.....18-7, Sept. 5, 1982 at KC

Widest Margin Victory:

by KC	13.....14-1, June 6, 1982 at NY
by NY	14.....15-1, July 26, 1996 at NY

Longest Game, Innings:

16.....Aug. 27, 1972 at NY (Game 2), 9-8 Yankees win
--



OAKLAND ATHLETICS

2020 SCHEDULE

Date	Site	Time
August 31	Oakland	9:07 p.m.
September 1	Oakland	9:07 p.m.
September 2	Oakland	2:37 p.m.
September 7	Kansas City	7:05 p.m.
September 8	Kansas City	7:05 p.m.
September 9	Kansas City	7:05 p.m.
September 10	Kansas City	12:35 p.m.

AL West

2019 Record: 97-65 (2nd in West)

Oakland Coliseum (Capacity: 46,847)

7000 Coliseum Way • Oakland, CA 94621

Website: www.athletics.com • Phone: (510) 638-4900

Executive Vice President of Baseball Operations: Billy Beane

Field Manager: Bob Melvin, 10th season (ninth full)

Director, Baseball Communications: Fernando Alcalá

Manager, Baseball Information: Mike Selleck

Traveling Secretary: Mickey Morabito

Credentials contact: Mark Ling (mling@athletics.com)



Bob Melvin
(1,224-1,172)

SERIES INFORMATION

Royals vs. Athletics - All-time results:

at KC	148-150 (1-3 in '19)
at OAK	119-177 (1-2)
Overall	267-327 (2-5)

Royals Record at Stadiums:

Municipal (1969-72)	16-20
Oak. Coliseum (1969-present)	119-177
Kauffman (1973-present)	132-130

Last Royals 2-game sweep:

at KC	Sept. 14-15, 1998
at OAK	Sept. 8-9, 1969

Last Royals 3-game sweep:

at KC	Sept. 2-4, 2008
at OAK	June 26-28, 2015

Last Royals 4-game sweep:

at KC	Aug. 1-4, 1994
at OAK	none

Last Athletics 2-game sweep:

at KC	April 28 & 30, 2006
at OAK	May 12-13, 2009

Last Athletics 3-game sweep:

at KC	July 16-18, 2010
at OAK	May 17-19, 2013

Last Athletics 4-game sweep:

at KC	Sept. 12-15, 2016
at OAK	Sept. 26-28, 1977

Series Swept By Royals:

2-game	3
3-game	9
4-game	3

Series Swept By Athletics:

2-game	11
3-game	17
4-game	2

Longest Winning Streak:

by KC	8.....Sept. 4, 1978-June 18, 1979
by OAK	10.....May 31, 2003-May 23, 2004

Most Runs, Game:

by KC	16 (7x).....last: 16-6, Sept. 14, 1998 at KC
by OAK	21.....21-3, June 18, 2000 at KC

Widest Margin Victory:

by KC	16.....16-0, June 25, 1984 at KC
by OAK	18.....21-3, June 18, 2000 at KC

Longest Game, Innings:

15.....Sept. 27, 1977 at OAK, 4-2 Royals loss

*- Central Time listed in all schedules



SEATTLE MARINERS

2020 SCHEDULE

Date	Site	Time
April 2	Kansas City	3:05 p.m.
April 4	Kansas City	1:05 p.m.
April 5	Kansas City	1:05 p.m.
June 18	Seattle	9:10 p.m.
June 19	Seattle	9:10 p.m.
June 20	Seattle	3:10 p.m.
June 21	Seattle	3:10 p.m.

AL West

2019 Record: 68-94 (5th in West)

Safeco Field (Capacity: 47,500)

1250 First Ave. S. • Seattle, WA 98134

Website: www.mariners.com • Phone: (206) 346-4000

Executive VP-Baseball Ops & GM: Jerry Dipoto

Field Manager: Scott Servais, fifth season

Vice President, Communications: Tim Hevly

Senior Manager, Baseball Information: Kelly Munro

Home Clubhouse Manager: Ryan Stiles

Credentials contact: Kelly Munro (kmunro@mariners.com)



Scott Servais
(321-327)

SERIES INFORMATION

Royals vs. Mariners - All-time results:

at KC	126-106 (0-4 in '19)
at SEA	106-115 (2-1)
Overall	232-221 (2-5)

Royals Record at Stadiums:

Kauffman (1977-present)	124-104
Kingdome (1977-99)	74-69
T-Mobile Park (1999-present)	34-47

Last Royals 2-game sweep:

at SEA	May 5-6, 2009
at SEA	Sept. 18-19, 1978

Last Royals 3-game sweep:

at KC	June 5-7, 1992
at SEA	July 3-5, 2017

Last Royals 4-game sweep:

at KC	Sept. 15-18, 2008
at SEA	Aug. 17-20, 1989

Last Mariners 2-game sweep:

at KC	May 27-28, 2003
at SEA	none

Last Mariners 3-game sweep:

at KC	June 20-22, 2014
at SEA	June 29-July 1, 2018

Last Mariners 4-game sweep:

at KC	April 8-11, 2019
at SEA	July 26-29, 2012

Series Swept By Kansas City:

2-game	3
3-game	9
4-game	4

Series Swept By Mariners:

2-game	1
3-game	11
4-game	4

Longest Winning Streak:

by KC	12	May 23 (G2)-Sept. 26, 1978
by SEA	10	June 14-Sept. 24, 1985

Most Runs, Game:

by KC	17	July 3, 2007 at KC
by SEA	18	18-5, July 17, 1998 at SEA

Widest Margin Victory:

by KC	15	16-1, April 24, 1977 at SEA
by SEA	13 (3x)	last: 16-3, Aug. 17, 2004 at KC

Longest Game, Innings:

14 (2x)	Sept. 30, 1980 at KC, 7-5 Royals win
.....	May 18, 1995 at KC, 3-2 Royals win



TAMPA BAY RAYS

2020 SCHEDULE

Date	Site	Time
April 24	Tampa Bay	6:10 p.m.
April 25	Tampa Bay	12:10 p.m.
April 26	Tampa Bay	12:10 p.m.
July 20	Kansas City	7:05 p.m.
July 21	Kansas City	7:05 p.m.
July 22	Kansas City	7:05 p.m.

AL East

2019 Record: 96-66 (2nd in East)

Tropicana Field (Capacity: 25,025)

One Tropicana Drive • St. Petersburg, FL 33705

Website: www.raysbaseball.com • Phone: (727) 825-3137

Senior VP, Baseball Operations/GM: Erik Neander

Field Manager: Kevin Cash, sixth season

Vice President, Communications: Dave Haller

Manager, Baseball Communications: Craig Vanderkam

Director, Team Travel & Logistics: Chris Westmoreland

Credentials contact: Karly Fisher (kfisher@raysbaseball.com)



Kevin Cash
(414-396)

SERIES INFORMATION

Royals vs. Rays - All-time results:

at KC	44-34 (2-2 in '19)
at TB	36-53 (1-2)
Overall	80-87 (3-4)

Royals Record at Stadiums:

Kauffman (1998-present)	44-34
Tropicana Field (1998-present)	36-53

Last Royals 2-game sweep:

at KC	April 30 & May 1, 2013
at TB	May 13 & 14, 1998

Last Royals 3-game sweep:

at KC	May 30-June 1, 2016
at TB	Aug. 21-23, 1998

Last Royals 4-game sweep:

at TB	July 7-9, 2015
at TB	none

Last Rays 2-game sweep:

at KC	none
at TB	none

Last Rays 3-game sweep:

at KC	May 14-16, 2018
at TB	June 2-4, 2009

Last Rays 4-game sweep:

at KC	July 27-30, 2000
at TB	Aug. 20-23, 2018

Series Swept By Royals:

2-game	3
3-game	4
4-game	1

Series Swept By Rays:

2-game	0
3-game	6
4-game	4

Longest Winning Streak:

by KC	7	July 9, 2014-Aug. 29, 2015
by TB	10	Aug. 30, 2017-April 23, 2019

Most Runs, Game:

by KC	12	12-4, July 8, 2007 at KC
by TB	13	13-6, Aug. 10, 2002 at KC

Widest Margin Victory:

by KC	10 (2x)	10-0, Aug. 11, 2002 at KC
by TB	11-1	Aug. 26, 2013 at KC

Longest Game, Innings:

12 (4x)	Aug. 9, 2002 at KC, 5-4 Royals win
.....	Aug. 17, 2002 at TB, 7-3 Royals win
.....	Oct. 3, 2010 at KC, 3-2 Royals loss
.....	May 9, 2017 at TB, 7-6 Royals win

*- Central Time listed in all schedules



TEXAS RANGERS

2020 SCHEDULE

Date	Site	Time
May 22	Kansas City	7:05 p.m.
May 23	Kansas City	1:05 p.m.
May 24	Kansas City	1:05 p.m.
June 15	Texas	7:05 p.m.
June 16	Texas	7:05 p.m.
June 17	Texas	1:05 p.m.

AL West

2019 Record: 78-84 (3rd in West)

Globe Life Field (Capacity: 48,114)

734 Stadium Drive • Arlington, TX 76011

Website: www.texasrangers.com • Phone: (817) 273-5222

President, Baseball Operations & General Manager: Jon Daniels

Field Manager: Chris Woodward, second season

Executive Vice President, Communications: John Blake

Senior Director, Communications: Rich Rice

Director of Travel: Josh Shelton

Credentials contact: Kate Munson (kmunson@texasrangers.com)



Chris Woodward
(78-84)

SERIES INFORMATION

Royals vs. Rangers - All-time results:

at KC.....	154-131-1 (1-2 in '19)
at TEX.....	128-152 (1-3)
Overall.....	282-283-1 (2-5)

Royals Record at Stadiums:

Municipal (1969-72).....	14-13
Kauffman (1973-present).....	140-118-1
RFK (1969-71).....	13-5
Arlington (1972-93).....	74-77
Globe Life Park (1994-2019).....	41-70

Last Royals 2-game sweep:

at KC.....	Aug. 27-28, 1996
at TEX.....	May 14-15, 2012

Last Royals 3-game sweep:

at KC.....	September 1-3, 2014
at TEX.....	July 11-13, 2003

Last Royals 4-game sweep:

at KC.....	July 25-27, 1975
at TEX.....	none

Last Rangers 2-game sweep:

at KC.....	April 16-17, 1997
at TEX.....	September 8-9, 1998

Last Rangers 3-game sweep:

at KC.....	June 18-20, 2018
at TEX.....	April 22-24, 2011

Last Rangers 4-game sweep:

at KC.....	none
at TEX.....	April 20-23, 2017

Series Swept By Royals:

2-game.....	9
3-game.....	10
4-game.....	2

Series Swept By Rangers:

2-game.....	5
3-game.....	6
4-game.....	2

Longest Winning Streak:

by KC.....	9 (2x).....July 2-Sept. 26, 1975
by TEX.....	12.....July 15, 2002-Aug. 28, 2003
by TEX.....	12.....July 23, 2016-July 15, 2017

Most Runs, Game:

by KC.....	17.....17-8, Sept. 4, 2005 at KC
by TEX.....	16 (2x).....16-5, May 29, 1987 at KC
by TEX.....	16.....May 16, 2019 at KC

Widest Margin Victory:

by KC.....	13 (2x).....14-1, May 29, 1982 at TEX
by KC.....	15.....15-2, June 19, 1991 at TEX
by TEX.....	15.....16-1, May 16, 2019 at KC

Longest Game, Innings:

18 (2x).....	May 17, 1972 at KC, 4-3 Royals loss
18.....	June 6, 1991 at KC, 4-3 Royals win



TORONTO BLUE JAYS

2020 SCHEDULE

Date	Site	Time
April 9	Toronto	6:07 p.m.
April 10	Toronto	6:07 p.m.
April 11	Toronto	2:07 p.m.
April 12	Toronto	12:07 p.m.
August 24	Kansas City	7:05 p.m.
August 25	Kansas City	7:05 p.m.
August 26	Kansas City	7:05 p.m.

AL East

2019 Record: 67-95 (4th in East)

Rogers Centre (Capacity: 49,286)

1 Blue Jays Way • Toronto, Ontario M5V 1J1

Website: www.bluejays.com • Phone: (416) 341-1000

Executive VP, Baseball Operations & GM: Ross Atkins

Field Manager: Charlie Montoyo, second season

Director, Baseball Media: Richard Griffin

Manager, Baseball Media: Ryan Brown

Director, Team Travel & Clubhouse Operations: Mike Shaw

Credentials contact: Adam Felton (adam.felton@bluejays.com)



Charlie Montoyo
(67-95)

SERIES INFORMATION

Royals vs. Blue Jays - All-time results:

at KC.....	105-99 (0-3 in '19)
at TOR.....	90-118 (1-3)
Overall.....	194-211 (1-6)

Royals Record at Stadiums:

Kauffman (1977-present).....	105-93
Exhibition Stadium (1977-89).....	35-37
Rogers Centre (1989-present).....	53-75

Last Royals 2-game sweep:

at KC.....	June 10-11, 1995
at TOR.....	April 29-30, 1998

Last Royals 3-game sweep:

at KC.....	July 2-4, 1993
at TOR.....	none

Last Royals 4-game sweep:

at KC.....	July 3-5, 1987
at TOR.....	none

Last Blue Jays 2-game sweep:

at KC.....	Sept. 1-2, 1998
at TOR.....	Aug. 22 & 23, 2000

Last Blue Jays 3-game sweep:

at KC.....	July 29-31, 2019
at TOR.....	April 17-18, 2018

Last Blue Jays 4-game sweep:

at KC.....	April 20-23, 2012
at TOR.....	May 23-26, 2008

Series Swept By Royals:

2-game.....	8
3-game.....	4
4-game.....	2

Series Swept By Blue Jays:

2-game.....	5
3-game.....	10
4-game.....	2

Longest Winning Streak:

by KC.....	7 (2x).....May 1-Aug. 13, 1977
by TOR.....	5.....Aug. 10, 1980-Aug. 17, 1981
by TOR.....	5 (5x).....last: Aug. 2, 2015-Aug. 5, 2016

Most Runs, Game:

by KC.....	16.....16-12, Aug. 6, 1979 at TOR
by TOR.....	18.....18-1, May 16, 2003 at KC

Widest Margin Victory:

by KC.....	10 (4x).....last: Sept. 20, 2017 at TOR
by TOR.....	17.....18-1, May 16, 2003 at KC

Longest Game, Innings:

14.....	Aug. 20, 1996 at KC, 6-5 Royals loss
---------	--------------------------------------

*- Central Time listed in all schedules



ARIZONA DIAMONDBACKS

2020 SCHEDULE

Date	Site	Time
June 30	Kansas City	7:05 p.m.
July 1	Kansas City	7:05 p.m.
August 17	Arizona	8:40 p.m.
August 18	Arizona	8:40 p.m.

NL West

2019 Record: 85-77 (2nd in West)

Chase Field (Capacity: 48,405)

401 E. Jefferson Street • Phoenix, AZ 85004

Website: www.dbacks.com • Phone: (602) 462-6500

Executive VP & General Manager: Mike Hazen

Field Manager: Torey Lovullo, fourth season

Senior Vice President, Content & Communications: Josh Rawitch

Senior Director, Player & Media Relations: Casey Wilcox

Senior Director, Team Travel: Roger Riley

Credentials contact: Patrick Kurish (pkurish@dbacks.com)

Torey Lovullo
(260-226)

SERIES INFORMATION

Royals vs. D-backs - All-time results:

at KC	6-12
at ARI	7-2
Overall	13-14

Royals Record at Stadiums:

Kauffman (1973-present)	6-12
Chase Field (1998-present)	7-2

Last Royals 2-game sweep:

at KC	none
at ARI	none

Last Royals 3-game sweep:

at KC	none
at ARI	Aug. 5-7, 2014

Last Royals 4-game sweep:

at KC	none
at ARI	none

Last D-backs 2-game sweep:

at KC	none
at ARI	none

Last D-backs 3-game sweep:

at KC	June 21-23, 2011
at ARI	none

Last D-backs 4-game sweep:

at KC	none
at ARI	none

Series Swept By Royals:

2-game	0
3-game	1
4-game	0

Series Swept By D-backs:

2-game	0
3-game	1
4-game	0

Longest Winning Streak:

by KC	5	Aug. 5, 2014-Sept. 30, 2017
by ARI	6	June 17, 2009-May 18, 2012

Most Runs, Game:

by KC	12 (2x)	12-3, June 14, 2008 at ARI
by ARI	14	Oct. 1, 2017 at KC

Widest Margin Victory:

by KC	10	12-2, Aug. 5, 2014 at ARI
by ARI	12	14-2, Oct. 1, 2017 at KC

Longest Game, Innings:

12	June 12, 2005 at ARI, 9-4 Royals win
----	--------------------------------------



COLORADO ROCKIES

2020 SCHEDULE

Date	Site	Time
June 22	Colorado	7:40 p.m.
June 23	Colorado	7:40 p.m.
June 24	Colorado	2:10 p.m.

NL West

2019 Record: 71-91 (4th in West)

Coors Field (Capacity: 50,144)

2001 Blake Street • Denver, CO 80205

Website: www.coloradorockies.com • Phone: (303) 292-0200

Executive VP & General Manager: Jeff Bridich

Field Manager: Bud Black, fourth season

Senior Director, Communications: Warren Miller

Director, Major League Operations (Travel): Paul Ekins

Credentials contact: Cory Little (cory.little@rockies.com)

Bud Black
(898-951)

SERIES INFORMATION

Royals vs. Rockies - All-time results:

at KC	8-3
at COL	6-8
Overall	14-11

Royals Record at Stadiums:

Kauffman (1973-present)	8-3
Coors Field (1995-present)	6-8

Last Royals 2-game sweep:

at KC	May 13-14, 2014
at COL	none

Last Royals 3-game sweep:

at KC	June 23-25, 2008
at COL	none

Last Royals 4-game sweep:

at KC	none
at COL	none

Last Rockies 2-game sweep:

at KC	none
at COL	none

Last Rockies 3-game sweep:

at KC	June 24-26, 2005
at COL	none

Last Rockies 4-game sweep:

at KC	none
at COL	none

Series Swept By Royals:

2-Game	1
3-Game	1
4-Game	0

Series Swept By Rockies:

2-Game	0
3-Game	1
4-Game	0

Longest Winning Streaks:

by KC	5	May 20, 2007-May 21, 2010
by COL	4 (2x)	June 8, 2003-June 26, 2005
		May 22, 2010-July 2, 2011

Most Runs, Game:

by KC	16	16-8, July 3, 2011 at COL
by COL	12	12-4, June 24, 2005 at COL

Widest Margin Victory:

by KC	8	16-8, July 3, 2011 at COL
by COL	9	9-0, July 1, 2011 at COL

Longest Game, Innings:

12	May 20, 2007 at COL, 10-5 Royals win
----	--------------------------------------

*- Central Time listed in all schedules



LOS ANGELES DODGERS

2020 SCHEDULE

Date	Site	Time
May 15	Kansas City	7:05 p.m.
May 16	Kansas City	6:05 p.m.
May 17	Kansas City	1:05 p.m.

NL West

2019 Record: 106-56 (1st in West)

Dodger Stadium (Capacity: 56,000)

1000 Vin Scully Avenue • Los Angeles, CA 90012

Website: www.dodgers.com • **Phone:** (323) 224-1301

President, Baseball Operations: Andrew Friedman

Field Manager: Dave Roberts, fifth season

Senior Director, Public Relations: Joe Jareck

Assistant Director, Public Relations: Jon Chapper

Director, Team Travel: Scott Akasaki

Credentials contact: Juan Dorado (juand@ladodgers.com)



Dave Roberts
(393-257)

SERIES INFORMATION

Royals vs. Dodgers - All-time results:
at KC 4-2
at LA 1-5
Overall 5-7

Royals Record at Stadiums:
Kauffman (1973-present) 4-2
Dodger (1969-Present) 1-5

Last Royals 2-game sweep:
at KC none
at LA none

Last Royals 3-game sweep:
at KC June 14-16, 2005
at LA none

Last Royals 4-game sweep:
at KC none
at LA none

Last Dodgers 2-game sweep:
at KC none
at LA none

Last Dodgers 3-game sweep:
at KC none
at LA July 7-9, 2017

Last Dodgers 4-game sweep:
at KC none
at LA none

Series Swept By Royals:
2-game 0
3-game 1
4-game 0

Series Swept By Dodgers:
2-game 0
3-game 1
4-game 0

Longest Winning Streak:
by KC 4 June 14, 2005-June 23, 2014
by LA 5 June 24, 2014-July 9, 2017

Most Runs, Game:
by KC 9 9-6, June 16, 2005 at KC
by LA 6 6-9, June 16, 2005 at KC

Widest Margin Victory:
by KC 3 9-6, June 16, 2005 at KC
by LA 3 (3x) last: 5-2, July 9, 2017 at LAD

Longest Game, Innings:
10 July 8, 2017 at LAD, 5-4 Dodgers win



ST. LOUIS CARDINALS

2020 SCHEDULE

Date	Site	Time
August 4	Kansas City	7:05 p.m.
August 5	Kansas City	7:05 p.m.
September 15	St. Louis	6:45 p.m.
September 16	St. Louis	12:15 p.m.

NL Central

2019 Record: 91-71 (1st in Central)

Busch Stadium (Capacity: 44,383)

700 Clark Street • St. Louis, MO 63102

Website: www.cardinals.com • **Phone:** (314) 345-9600

President of Baseball Operations: John Mozeliak

Field Manager: Mike Shildt, third season (second full)

Director, Communications: Brian Bartow

Manager, Baseball Communications: Michael Whitty

Director, Team Travel: Ernie Moore

Credentials contact: Chris Tunno (ctunno@stlcardinals.com)



Mike Shildt
(132-99)

SERIES INFORMATION

Royals vs. Cardinals - All-time results:
at KC 19-39 (0-2 in '19)
at STL 23-23 (1-1)
Overall 42-62 (1-3)

Royals Record at Stadiums:
Kauffman (1973-present) 19-39
Old Busch (1966-2005) 5-7
New Busch (2006-present) 18-16

Last Royals 2-game sweep:
at KC none
at STL June 29-30, 2016

Last Royals 3-game sweep:
at KC June 12-14, 2001
at STL June 17-19, 2008

Last Royals 4-game sweep:
at KC none
at STL none

Last Cardinals 2-game sweep:
at KC Aug. 13-14, 2019
at STL Aug. 9-10, 2017

Last Cardinals 3-game sweep:
at KC Aug. 10-12, 2018
at STL June 14-16, 2002

Last Cardinals 4-game sweep:
at KC none
at STL none

Series Swept By Royals:
2-game 2
3-game 2
4-game 0

Series Swept By Cardinals:
2-game 4
3-game 6
4-game 0

Longest Winning Streak:
by KC 4 June 17-27, 2008
by STL 7 June 28, 2003-May 21, 2005

Most Runs, Game:
by KC 17 (2x) 17-13, June 9, 1999 at KC
by STL 17-8, June 14, 2007 at KC

by STL 13 (3x) last: 13-6, June 29, 2003 at KC

Widest Margin Victory:
by KC 11 16-5, Aug. 30, 1997 at KC
by STL 8 (2x) 11-3, Aug. 7, 2017 at KC

11-3, June 8, 2002 at KC

Longest Game, Innings:
15 June 17, 2012 at STL, 5-3 Royals win

* - Central Time listed in all schedules



SAN DIEGO PADRES

2020 SCHEDULE

Date	Site	Time
July 24	San Diego	7:05 p.m.
July 25	San Diego	6:05 p.m.
July 26	San Diego	1:05 p.m.

NL West

2019 Record: 70-92 (5th in West)

PETCO Park (Capacity: 40,209)

100 Park Blvd. • San Diego, CA 92101

Website: www.padres.com • Phone: (619) 795-5000

Executive Vice President & General Manager: A.J. Preller

Field Manager: Jayce Tingler, first season

Director, Communications: Craig Hughner

Senior Manager, Media Relations & Baseball Info.: Darren Feeney

Director, Team Travel/Equipment Manager: Brian Prilaman

Credentials contact: JP Nolan (jp Nolan@padres.com)



Jayce Tingler
(n/a)

SERIES INFORMATION

Royals vs. Padres - All-time results:

at KC	2-1
at SD	4-8
Overall	6-9

Royals Record at Stadiums:

Kauffman (1973-present)	2-1
PETCO Park (2004-present)	4-8

Last Royals 2-game sweep:

at KC	none
at SD	none

Last Royals 3-game sweep:

at KC	none
at SD	none

Last Royals 4-game sweep:

at KC	none
at SD	none

Last Padres 2-game sweep:

at KC	none
at SD	none

Last Padres 3-game sweep:

at KC	none
at SD	June 27-29, 2011

Last Padres 4-game sweep:

at KC	none
at SD	none

Series Swept By Royals:

2-game	0
3-game	0
4-game	0

Series Swept By Padres:

2-game	0
3-game	2
4-game	0

Longest Winning Streak:

by KC	2.....May 6-7, 2014
by SD	7.....July 2, 2004-May 5, 2014

Most Runs, Game:

by KC	14.....14-10, June 28, 2002 at KC
by SD	10.....14-10, June 28, 2002 at KC

Widest Margin Victory:

by KC	12.....13-1, June 30, 2002 at KC
by SD	6.....7-1, July 4, 2004 at SD

Longest Game, Innings:

12.....May 5, 2014 at SD, 6-5 Padres win
--



SAN FRANCISCO GIANTS

2020 SCHEDULE

Date	Site	Time
August 28	San Francisco	9:15 p.m.
August 29	San Francisco	8:05 p.m.
August 30	San Francisco	3:05 p.m.

NL West

2019 Record: 77-85 (3rd in West)

AT&T Park (Capacity: 41,314)

24 Willie Mays Plaza • San Francisco, CA 94107

Website: www.sfgiants.com • Phone: (415) 972-2000

President, Baseball Operations: Farhan Zaidi

Field Manager: Gabe Kapler, first season

Vice President, Media Relations: Matt Chisholm

Manager, Media Relations: Megan Brown

Credentials contact: Maria Jacinto (mjacinto@sfgiants.com)



Gabe Kapler
(161-163)

SERIES INFORMATION

Royals vs. Giants - All-time results:

at KC	8-3
at SF	4-1
Overall	12-4

Royals Record at Stadiums:

Kauffman (1973-present)	8-3
AT&T Park (2000-present)	4-1

Last Royals 2-game sweep:

at KC	none
at SF	June 13-14, 2017

Last Royals 3-game sweep:

at KC	Aug. 8-10, 2014
at SF	none

Last Royals 4-game sweep:

at KC	none
at SF	none

Last Giants 2-game sweep:

at KC	none
at SF	none

Last Giants 3-game sweep:

at KC	none
at SF	none

Last Giants 4-game sweep:

at KC	none
at SF	none

Series Swept By Royals:

2-game	1
3-game	1
4-game	0

Series Swept By Giants:

2-game	0
3-game	0
4-game	0

Longest Winning Streak:

by KC	5.....June 21, 2008-Aug. 10, 2014
by SF	2.....June 9, 2005-June 20, 2008

Most Runs, Game:

by KC	11.....11-10, June 22, 2008 at KC
by SF	10.....10-11, June 22, 2008 at KC

Widest Margin Victory:

by KC	7 (2x).....8-1, June 7, 2005 at SF
by SF	5.....9-4, June 20, 2008 at KC

Longest Game, Innings:

11.....April 18, 2017, 2-1 Giants win

*- Central Time listed in all schedules

INTERLEAGUE PLAY

OVERALL RECORDS

Overall Record	199-224
Home Record	98-112
Road Record	101-112
Extra Inning Record	22-23
In shutouts	19-35
vs. NL East	38-46
vs. NL Central	111-133
vs. NL West	50-45

SERIES RESULTS

Team	Home	Road	Total
Arizona	6-12	7-2	13-14
Atlanta	4-3	5-5	9-8
Chicago	6-6	4-8	10-14
Cincinnati	5-5	10-5	15-10
Colorado	8-3	6-8	14-11
Houston (pre-2013)	5-10	8-7	13-17
Los Angeles	4-2	1-5	5-7
Miami	4-5	6-3	10-8
Milwaukee (post-1997)	9-7	7-6	16-13
New York	4-4	3-5	7-9
Philadelphia	3-3	4-5	7-8
Pittsburgh	8-3	7-14	15-17
St. Louis	19-39	23-23	42-62
San Diego	2-1	4-8	6-9
San Francisco	8-3	4-1	12-4
Washington	3-6	2-7	5-13
Total	98-112	101-112	199-224

ATTENDANCE RECORDS

Largest Home Crowd	40,963
vs. St. Louis, June 26, 2004	
Largest Road Crowd	49,227
at Colorado, July 2, 2011	
Total Home Att.	5,634,384
Total Home Dates	210
Avg. Home Att.	26,830
Total Road Att.	6,801,773
Total Road Dates	213
Avg. Road Att.	31,933

CONSECUTIVE RECORDS

Longest winning streak	7 (2014)
Longest losing streak	10 (2004-05)

SINGLE-GAME RECORDS

Most runs scored	17 (3x)
last: vs. St. Louis, June 14, 2007	
Most runs allowed	15
vs. Florida (14 innings), June 10, 2002	
Most runs, both teams	30
vs. St. Louis, June 9, 1999 (17-13)	

SINGLE-GAME BATTING RECORDS

Hits	5 (3x)
last: Johnny Damon, July 18, 2000 vs. Chicago	
Runs	4 (8x)
last: Alex Gordon, Aug. 23, 2013 vs. Washington	
Home Runs	2 (15x)
last: Alex Gordon, May 10, 2019 vs. Philadelphia	
RBI	7
Billy Butler, April 7, 2013 at Philadelphia	

SINGLE-GAME PITCHING RECORDS

Innings Pitched	9.0 (7x)
last: James Shields, Aug. 9, 2014 vs. San Francisco	
Walks	7 (3x)
last: Kyle Davies, June 20, 2010 at Atlanta	
Strikeouts	12
Zack Greinke, June 13, 2010 at Cincinnati	

SINGLE-SEASON BATTING RECORDS

Average	.508	Joe Randa (1999)
Hits	34	Alcides Escobar (2016)
Runs	19	Carlos Beltran (1999)
Doubles	9 (4x)	last: Billy Butler (2010)
Triples	4 (2x)	last: Mark Teahen (2007)
Home Runs	7	Jeff King (1997)
RBI	21	Carlos Beltran (1999)
Stolen Bases	10	Carlos Beltran (2003)

SINGLE-SEASON PITCHING RECORDS

Wins	4	James Shields (2014)
Losses	3 (8x)	last: Jason Hammel (2018)
Saves	9	Greg Holland (2014)
Innings	41.1	James Shields (2014)
Walks	17	Brad Keller (2019)
Strikeouts	34 (2x)	last: Danny Duffy (2016)

CAREER BATTING RECORDS

Average	.342	Joe Randa
Hits	203	Alex Gordon
Runs	116	Alex Gordon
Doubles	38	Alex Gordon
Triples	8	Alcides Escobar
Home Runs	28	Alex Gordon
RBI	88	Alex Gordon
Stolen Bases	25	Alcides Escobar

CAREER PITCHING RECORDS

Wins	10	Zack Greinke
Losses	7 (2x)	Brian Bannister, Tim Collins
ERA*	1.72*	Edinson Volquez
Saves	18	Joakim Soria
Innings	126.1	Zack Greinke
Runs allowed	67	Zack Greinke
Walks	34 (2x)	Dan Reichert, Danny Duffy
Strikeouts	124	Danny Duffy

* - minimum 50 IP

YEARLY INTERLEAGUE RECORD

Year	Home	Road	Total
1997	3-3	3-6	6-9
1998	4-4	5-3	9-7
1999	2-7	4-5	6-12
2000	4-5	4-5	8-10
2001	4-5	4-5	8-10
2002	4-5	1-8	5-13
2003	4-5	5-4	9-9
2004	3-6	3-6	6-12
2005	5-4	4-5	9-9
2006	5-4	5-4	10-8
2007	6-3	4-5	10-8
2008	6-3	7-2	13-5
2009	4-5	4-5	8-10
2010	5-4	3-6	8-10
2011	3-6	2-7	5-13
2012	4-5	4-5	8-10
2013	3-7	6-4	9-11
2014	7-3	8-2	15-5
2015	8-2	5-5	13-7
2016	5-5	5-5	10-10
2017	5-5	4-6	9-11
2018	1-9	5-5	6-14
2019	3-7	6-4	9-11
Totals	98-112	101-112	199-224



Wilmington celebrated a Carolina League championship in 2019. They were one of four Royals' affiliates to win their respective league last season.

KANSAS CITY ROYALS MEDIA GUIDE

SCOUTING & PLAYER DEVELOPMENT





NATE ADCOCK

PRO SCOUT

Nate Adcock rejoins the Royals' organization as a pro scout following a 10-year playing career, including four seasons in the Majors with Kansas City (2011-12), Texas (2014) and Cincinnati (2015). A fifth-round pick by Seattle in 2006, Adcock underwent Tommy John surgery in 2015 and spent the 2016-17 seasons rehabbing in Baltimore's system, but did not pitch. His post-playing career began in 2019, when he served as an area scout with the Marlins, covering Kentucky, Indiana, Ohio and Michigan. Adcock and his wife, Samantha,

have three children: daughters Lennon (5) and Karlie (1), and son, Tate (2).



DENNIS CARDOZA

PRO SCOUT

Dennis "Cardy" Cardoza enters his 29th season in baseball, 11th season in the Royals' organization and his eighth as a pro scout. Cardoza began his scouting career in 1991 with Montreal, where he scouted players in various regions during his 11 seasons with the Expos, including: Southern California, Oklahoma, Arkansas, Kansas, Missouri, South Carolina, North Carolina, Virginia, Oklahoma and Texas. When Jeffrey Loria sold the Expos and bought the Marlins in 2002, Cardoza remained in his same role as an area scout in Texas, but with the Marlins won the World Series. Cardoza and his wife of 18 years, Mari Noel, reside in McCall, Idaho, but travel to San Diego as often as possible to visit their grandchildren: Niko (10), Siena (8) and Kanin (4).

Loria's new team in Florida. He served as the Midwestern supervisor/cross checker the following season, 2003, when the Marlins won the World Series. Cardoza and his wife of 18 years, Mari Noel, reside in McCall, Idaho, but travel to San Diego as often as possible to visit their grandchildren: Niko (10), Siena (8) and Kanin (4).



CODY CLARK

PRO SCOUT

Cody Clark enters his seventh consecutive season with the Royals' organization and his fourth as a professional/advance scout. He served as the Major League bullpen catcher from 2014-16. Clark played professionally for 11 years, including six in the Royals' organization. He made his Major League debut with the Houston Astros on Aug. 23, 2013 vs. Toronto and played in 16 games that season, his only year in the Majors. Clark played baseball at both the University of Arkansas (2001-02) and Wichita State (2003). He graduated from Central Arkansas University with a bachelor's degree in health education in 2008. He and his wife, Jordan, reside in Conway, Ark., with their daughters Finley and Sloan.

Conway, Ark., with their daughters Finley and Sloan.



GREGG KILBY

PRO SCOUT

Gregg Kilby enters his 12th season with the Royals' organization and first as a pro scout. He spent the previous three years as a national supervisor and the previous eight as the southeast regional supervisor. Prior to that, Kilby spent five seasons as a scout and area supervisor in Florida for the Atlanta Braves. While with the Braves, Kilby signed shortstop Yunel Escobar, outfielder Jordan Schafer and left-handed pitcher Brett Oberholtzer. Kilby served as an assistant coach and recruiting coordinator for the Maryland Terrapins from 2001-2004. Prior to joining the Maryland staff, Kilby was the head coach at Lynn University from 1997-2000. He also worked as an assistant coach for Clemson University and the University of Nevada. A 1991 graduate of Southern Wesleyan University, Kilby lettered in baseball for three seasons and was named team co-captain and all-district in 1991. He and his wife, Annie, reside in Tampa, Fla., with their children, Zachary and Annabelle.

He also worked as an assistant coach for Clemson University and the University of Nevada. A 1991 graduate of Southern Wesleyan University, Kilby lettered in baseball for three seasons and was named team co-captain and all-district in 1991. He and his wife, Annie, reside in Tampa, Fla., with their children, Zachary and Annabelle.



DAVID OLIVER

PRO SCOUT

David Oliver is in his third full year as a professional scout with the Royals after working part time in 2017. Oliver was selected by Cleveland in the third round of the 1973 Draft, and reached the Majors as a second baseman in 1977. His professional playing career ended in 1980 when he transitioned to managing in the Indians' farm system. In 1983, Oliver joined the Texas Rangers, serving as a minor league manager and later as the roving infield instructor. In 1987, Oliver became a Major League coach with the Rangers before joining the Boston Red Sox in 1995. In 2001, Oliver became a minor league manager in the Cincinnati Reds' system. Oliver returned to the Rangers in 2011 as a special assistant for baseball operations, after being hired by then-Rangers CEO and Baseball Hall of Fame pitcher Nolan Ryan.

Oliver returned to the Rangers in 2011 as a special assistant for baseball operations, after being hired by then-Rangers CEO and Baseball Hall of Fame pitcher Nolan Ryan.



MIKE PAZIK

MAJOR LEAGUE SCOUT

Mike Pazik is in his fourth season as a Major League scout with Kansas City after joining the organization in 2002 as the advance scout. He served in the same capacity for Colorado in 2001. Pazik began his professional baseball career as the Yankees first-round pick in the 1971 January Free Agent Draft. He played for nine seasons, including parts of three seasons with the Minnesota Twins. His coaching career began in 1980 as a manager and pitching coach in the White Sox minor league system until joining the Brewers in 1983 as the minor league pitching coordinator. He worked in the Milwaukee system for five seasons before moving to Baltimore from 1988-91. He rejoined the White Sox as a special assistant to the GM in 1992, was the advance scout in 1994, pitching coach from 1995-98 and the special assignment scout and assistant to the General Manager from 1998-2000. Pazik graduated from Holy Cross College with a sociology degree. He and his wife, Susan, reside in Bethesda, Md. They have three daughters: Kristen, Kara and Marisa.



TONY TIJERINA

SPECIAL ASSIGNMENT/ADVANCE SCOUT

Tony Tijerina is in his 14th season in the Royals' organization and first as a special assignment/advance scout. His previous roles include five years as a pro/advance scout from 2015-19, four years as the minor league field coordinator from 2011-14, three years as the assistant field coordinator and catching coordinator from 2008-10 and one season as manager at Wichita (AA) in 2007. Before joining the Royals, he spent 16 years with the New York Mets, including six seasons in the minors as a catcher from 1991-96. He then went on to serve as a hitting coach at Pittsfield from 1997-98 and managed at various levels in the system for seven seasons from 1999-2005. From 2004 to 2006, he also took on the duties as the Mets' catching coordinator before serving as the Mets' minor league field coordinator from 2005-06. Following the 2002 season, in which he led Capital City to a first-half title, he was named the South Atlantic League's Best Managerial Prospect by Baseball America. He was selected by the Mets in the 13th round of the 1991 draft out of Texas Tech University, where he was a two-time All-Southwest Conference selection. He resides in Newark Valley, N.Y., with his wife, Linda, and daughter, Lauren.



MITCH WEBSTER

SPECIAL ASSIGNMENT SCOUT

Mitch Webster, recipient of the 2013 and 2016 Art Stewart Award for outstanding scouting, is in his 11th year in the organization. Webster, a native of Larned, Kan. retired in 1995 after a 19-year professional career, including 11 and a half in the Majors as an outfielder with the Blue Jays, Expos, Cubs, Indians, Pirates and Dodgers. He was originally selected by the Dodgers in the 23rd round of the 1977 June Free Agent Draft. Following his retirement, Webster spent 14 years working in the Dodgers' organization, serving for four seasons as a coach from 1996-99, eight seasons as an amateur scout from 2000-07 and two seasons as a pro scout from 2008-09. Webster and his wife, Jennifer, reside in Wichita, Kan. The couple has two daughters, Rebecca and Katie, three granddaughters: Adelynn, Amelia and Andi, and one grandson, Paxton.



JON WILLIAMS

PRO SCOUT

Jon Williams enters his 14th year in the Royals' organization, his eighth exclusively as a pro scout. Williams was a hitting coach at various levels of the Royals' system beginning in 2007. Williams spent six years in the minors as a catcher in the San Francisco and Atlanta organizations prior to joining the Royals. He also spent a pair of seasons playing for River City in the Frontier League. Williams was selected by the Giants in the 44th round of the 2001 Draft out of the University of Missouri. A St. Louis native, he currently lives in Imperial, Mo.



KEITH CONNOLLY

NORTHEAST REGION SUPERVISOR

Keith Connolly enters his ninth full season with the Royals after joining the club on October 10, 2011. Connolly previously served as an area scout for five years with Baltimore Orioles in Pennsylvania, New Jersey, New York, New England and Eastern Canada. Before his stint with the Orioles, he worked part-time with the Florida Marlins from 2004-2007. Connolly began his professional career in 1998 with the Giants as a non-drafted free agent. He spent parts of four minor league seasons as a right-handed relief pitcher. Connolly earned a bachelor's degree in administration of justice from Rutgers University. A native of Washingtonville, N.Y., he now resides in Fair Haven, N.J. with his wife Meghan, sons Daly (11) and Hugh (5), and daughter, Margaret (9).



SEAN GIBBS

SOUTHEAST REGION SUPERVISOR

Sean Gibbs enters his 14th season with the Royals, and fourth as the Southeast Region Supervisor. He previously served as an area scouting supervisor from 2006-16. Before joining the Royals, Sean was an assistant coach and recruiting coordinator at Tusculum College (Tenn.) from 2000-06. The recipient of the 2010 Art Stewart Award, Sean and his family (Elizabeth, Tyler and Wyatt) reside in Santa Rosa Beach, Fla.



GREGG MILLER

MIDWEST REGION SUPERVISOR

Gregg Miller is in his seventh year as the Royals' midwest region supervisor. Miller previously served as an area scout with the World Series Champion Boston Red Sox in 2013, and as an area scout with Minnesota from 1998-2008, covering Arkansas, Kansas, Missouri and Oklahoma. While with the Twins, he signed future Major League players Scott Baker, Nick Blackburn and Terry Lincecum. Prior to his 11 years with the Twins, he was the head baseball coach at Pratt Community College (Kan.) from 1992-98. His coaching career began as an assistant coach at Wichita State University from 1988-92, including a National Championship in 1989 and a National Runner Up finish in 1991. Miller earned a bachelor's degree in education from Phillips University in Enid, Okla., and a master's degree in sports administration from Wichita State University. He and his wife Susan, reside in Meeker, Okla. They have three children: Macy, Shelby and Bayli.



COLIN GONZALES

SOUTHWEST REGION SUPERVISOR

Colin Gonzales enters his 14th season with the Royals and first as the southwest region supervisor. He was an amateur scout for the previous 11 years, covering North Florida from 2009-12, Southern California in 2013 and Southern California and Hawaii from 2014-19. Prior to that, he was the cultural development coordinator in 2008 after joining the organization as a baseball operations intern in 2007. Gonzales graduated from the University of Kansas in 2006 with a bachelor's degree in education with an emphasis in sports management. He resides in Dana Point, Calif.



GARY WILSON

WEST COAST REGION SUPERVISOR

Gary Wilson is in his fifth season as the Royals' west coast region scouting supervisor. He previously served as an area scouting supervisor in the Colorado Rockies' organization for 14 years, following a seven-year playing career in the Pirates' and Twins' organizations, including his Major League debut with the Pirates in 1995. Wilson and his wife, Kasie, have three children: Nicholas, Natalie and Brady. They reside in Sacramento, Calif.



ORLANDO ESTEVEZ

LATIN AMERICA SCOUTING COORDINATOR

Orlando Estevez begins his 17th season with the Royals and eighth as the Latin America scouting coordinator. The 2011 Art Stewart Scout of the Year began his professional baseball career with the California Angels as a part-time scout and coach for the club's rookie league affiliate in Mesa, Ariz., from 1987-90. He then worked as an area scout for the Houston Astros, covering South Florida from 1990-96. Estevez graduated from Pace High School in Opalocka, Fla., and attended Miami-Dade Community College. While at Miami-Dade, he served as an assistant coach and recruiter. He and his wife, Ivonne, reside in Pembroke Pines, Fla., with their four children: Daniel, Lauren, and twins, David and Ryan.

ADDITIONAL SCOUTS/SUPERVISORS

International Scouts

Luis Ortiz International Supervisor
 Fabio Herrera Manager, International Operations
 Edis Perez Supervisor, Dominican Republic
 Fausto Morel Dominican Republic
 Rafael Vasquez Dominican Republic
 Nicolas Bautista Dominican Republic
 Fernando Encarnacion Dominican Republic
 Elias Despradel Dominican Republic
 Eddy Abad Video Scout, Dominican Republic
 Hugo Agüero Video Scout, Dominican Republic
 Joelvis Gonzalez Supervisor, Venezuela
 Alberto Garcia Venezuela
 Jose Gauldron Venezuela
 Edgarluis Fuentes Venezuela
 Jose Figuera Venezuela
 Manuel Samaniego Supervisor, Mexico
 Edson Kelly Aruba, Dutch Caribbean

Rafael Miranda Colombia, South America
 Djonny Joubert Curacao
 Juan Lopez Nicaragua
 Phil Dale Coordinator, Pacific Rim
 Manabu Kuramochi Japan
 Hiroyuki Oya Japan
 Neil Burke Australia
 Nathan Miller Taiwan
 Hyun Kim South Korea

Part-Time Pro Scout

Rene Lachemann

Amateur Scouting

Daniel Guerrero Underclass Scout
 Tim Bavester Coordinator of Amateur Video/
 Underclass Scout

REMEMBERING THE ROYALS ACADEMY

Former Royals owner Ewing Kauffman challenged the preconceived notions of the baseball world in 1970 with the creation of the Royals Baseball Academy.

"In a few years this will be called Kauffman's folly or they will be calling me the Branch Rickey of the '70s," Kauffman said.

The Academy, which ran 12 months a year, was designed to supply additional talent to the Royals organization by training athletes in Sarasota, Fla. The mission of the academy was to groom raw athletes into baseball players.

The Academy opened its doors on August 10, 1970 with 42 original players. The campus, which also doubled as the Royals spring home, featured five playing fields, a 50-room dormitory, offices, lecture halls, laboratories, tennis courts and a swimming pool. Former Royals Scouting Director (and future Yankees General Manager) Syd Thrift was named as the director of the Academy.

Royals Hall of Famer Frank White joined the Academy in 1970 and was the first member to graduate to the Majors in 1973. White credits the Academy with instilling fundamentals which turned him into one of the best defensive second basemen in baseball history.

Despite the success of Frank White and 13 other graduates who played in the Majors, including U.L. Washington, dwindling class sizes and the cost of the Academy eventually led to its closing in May, 1974.



ART STEWART AWARD

Each season, the Royals honor a scout for outstanding service to the organization

2008 - Dan Ontiveros
 2009 - Louie Medina
 2010 - Sean Gibbs
 2011 - Orlando Estevez

2012 - Colin Gonzales
 2013 - Mitch Webster
 2014 - Junior Vizcaino
 2015 - Alec Zumwalt

2016 - Mitch Webster
 2017 - Matt Price
 2018 - Jim Buckley
 2019 - Tim Conroy

REGIONAL SCOUTING STAFF



Joe Barbera
NC, SC



Travis Ezi
S. AL, LA, MS, W. TN



Casey Fahy
MA, ME, NH, VT, NJ,
NY, CT, RI, E. PA



Jim Farr
DE, MD, WV,
DC, VA



Mike Farrell
IN, KY, MI, OH, W. PA



Abe Flores
S. CA



Buddy Gouldsmith
N. CA, N. NV



Josh Hallgren
S. TX



Will Howard
N. AL, GA, E. TN



Mark Leavitt
N. FL



Chad Lee
OK, N. TX



Scott Melvin
IL, IA, MN, MO, WI



Alex Mesa
S. FL



Ken Munoz
AZ, CO, NM,
UT, S. NV



Matt Price
AR, KS, NE, ND,
SD, WY



Johnny Ramos
Puerto Rico



Joe Ross
AK, ID, MT, OR, WA



Bobby Shore
S. CA

ADDITIONAL PART-TIME AMATEUR SCOUTS

Kirk Barclay
Eric Briggs
Rick Clendenin
Louis Collier
Corey Eckstein
Jeremy Jones

Wyoming, Ont.
Bolivar, Mo.
Clendenin, W. Va.
Austell, Ga.
Toronto, On.
Overland Park, Kan.

Jerry Lafferty
Brittan Motley
Chad Raley
Chris Reitsma
Lloyd Simmons
Adam Stern

Kansas City, Mo.
Grandview, Mo.
Baton Rouge, La.
Calgary, Alta.
Shawnee, Okla.
London, On.

2019 FIRST-YEAR PLAYER DRAFT



RD	PICK	PLAYER	POS	HT	WT	B/T	DOB	CLASS	SCHOOL	HOMETOWN
1	2	Bobby Witt Jr.	SS	6-1	190	R/R	06/14/00	HS	Colleyville Heritage (Texas)	Colleyville, Texas
2	44	Brady McConnell	SS	6-3	195	R/R	05/24/98	SO	Univ. of Florida	Merritt Island, Fla.
CBB	70	Alec Marsh	RHP	6-2	220	R/R	05/14/98	JR	Arizona State Univ.	Milwaukee, Wis.
3	80	Grant Gambrell	RHP	6-4	225	L/R	11/21/97	JR	Oregon State Univ.	Clovis, Calif.
4	109	Michael Massey	2B	6-0	190	L/R	03/22/98	JR	Univ. of Illinois	Palos Park, Ill.
5	139	John Rave	CF	6-0	185	L/L	12/30/97	JR	Illinois State Univ.	Canton, Ill.
6	169	Dante Biasi	LHP	6-0	205	L/L	12/04/97	JR	Penn State Univ.	Hazle Township, Pa.
7	199	Noah Murdock	RHP	6-8	190	R/R	08/20/98	JR	Univ. of Virginia	Colonial Heights, Va.
8	229	Drew Parrish	LHP	5-11	200	L/L	12/08/97	JR	Florida State Univ.	Cape Canaveral, Fla.
9	259	Clay Dungan	SS	6-1	190	L/R	06/02/96	SR	Indiana State Univ.	Yorktown, Ind.
10	289	Anthony Veneziano	LHP	6-5	205	L/L	09/01/97	JR	Coastal Carolina Univ.	Hackettstown, N.J.
11	319	Vinnie Pasquantino	1B	6-4	245	L/L	10/10/97	JR	Old Dominion Univ.	Moseley, Va.
12	349	Adam Lukas	RHP	6-4	230	R/R	07/31/98	JR	Univ. of Evansville	Grafton, Wis.
13	379	Tyler Tolbert	SS	6-0	160	R/R	01/27/98	JR	Univ. of Alabama Birmingham	Trussville, Ala.
14	409	Justin Hooper	LHP	6-8	238	R/L	10/21/96	SR	Univ. of California, Los Angeles	San Ramon, Calif.
15	439	Sean Bretz	RHP	6-6	230	R/R	12/03/97	JR	Univ. of Houston	River Ridge, La.
16	469	Erick Figueroa	RHP	6-6	230	R/R	07/03/01	HS	Juan Jose Maunex HS (PR)	San Juan, PR
17	499	A.J. Franklin	LHP	6-1	180	L/L	08/18/96	SR	Vanderbilt Univ.	Lebanon, Tenn.
18	529	Burle Dixon	CF	6-5	185	L/L	10/15/98	JC J2	Cosumnes River College	Elk Grove, Calif.
19	559	Austin Manning	LHP	5-10	185	L/L	09/07/97	JR	Univ. of Southern California	Oakdale, Calif.
20	589	Cody Davenport	RHP	6-0	210	R/R	07/15/96	SR	Univ. of Central Arkansas	Fayetteville, Ark.
21	619	Matthew Stil	RHP	6-3	190	R/R	07/05/00	JC J1	Rowan College at Gloucester Co.	Marlton, N.J.
22	649	Jake Means	3B	6-2	215	R/R	04/14/96	5SR	Indiana State Univ.	Olathe, Kan.
23	679	Elliott Anderson	LHP	6-3	220	L/L	09/27/97	JR	Auburn Univ.	Cartersville, Ga.
24	709	Alex Smith	LHP	6-3	216	L/L	12/29/96	SR	Univ. of Memphis	Lakeland, Tenn.
25	739	Josh Broughton	RHP	6-3	175	R/R	07/22/97	SR	Valdosta State Univ.	Callahan, Fla.
26	769	Jay Charleston	2B	5-10	170	R/R	04/20/98	JR	Univ. of Tennessee	Longwood, Fla.
27	799	Zack Phillips	LHP	6-0	170	L/L	07/11/98	JR	Univ. of Mississippi	Texarkana, Texas
28	829	Riley Boyd	RHP	6-3	200	R/R	07/26/99	JC J2	Jefferson College	El Dorado Springs, Mo.
29	859	Jon Beymer	RHP	6-3	185	R/R	08/26/98	JC J1	Wabash Valley College	Hopkinsville, Ky.
30	889	Jimmy Govern	2B	5-11	190	R/R	12/11/96	SR	Eastern Illinois Univ.	Libertyville, Ill.
31	919	Mikey Filia	CF	5-9	180	R/R	11/05/96	SR	UC Irvine	Irvine, Calif.
32	949	Saul Garza	C	6-3	229	R/R	04/09/98	SO	Louisiana State Univ.	Edinburg, Texas
33	979	Patrick Smith	LHP	6-2	215	L/L	10/14/96	SR	Purdue Univ.	Schaumburg, Ill.
34	1009	Justin Fall	LHP	6-6	235	L/L	06/11/99	JC J2	Brookdale CC	Toms River, N.J.
35	1039	Jonah Dipoto	RHP	6-1	225	R/R	09/03/96	SR	UC San Diego	Newport Beach, Calif.
36	1069	Andy Martin	CF	6-2	195	R/R	10/14/00	HS	Hialeah Senior (Fla.)	Hialeah, Fla.
37	1099	Reggie Crawford	LHP	6-4	230	L/L	12/04/00	HS	North Schuylkill HS	Frackville, Pa.
38	1129	Augie Sylk	LHP	6-4	190	L/L	06/17/98	SO	Univ. of Southern California	Pacific Palisades, Calif.
39	1159	Jorge Corona	C	6-2	195	R/R	09/12/00	HS	Miami Killian HS (Fla.)	Miami, Fla.
40	1189	David Estevez	RHP	5-11	175	R/R	08/30/01	HS	Pembroke Pines Charter HS (Fla.)	Pembroke Pines, Fla.

MATT MINKER AWARD

Matt Minker, president and managing partner of the Wilmington (Del.) Blue Rocks, a Royals' Class A Affiliate, passed away at the age of 60 in November, 2007. Minker brought minor league baseball back to Wilmington in 1993. The annual Matt Minker Award was created to honor a minor league employee who most exemplifies the qualities Minker was known for, including a display of leadership and dedication to the Kansas City Royals organization.

2008 - Chris Kemple (Wilmington)
 2009 - Martie Cordaro (Omaha)
 2010 - Andrew Layman (Wilmington)
 2011 - Eric Edelstein (Northwest Arkansas)
 2012 - Kevin Linton (Wilmington)
 2013 - Kevin Greene (Idaho Falls)
 2014 - Nick Leto (Surprise)

2015 - Ryan Keur (Burlington)
 2016 - Justin Cole (Northwest Arkansas)
 2017 - Jeff Diskin (Professional Development)
 2018 - Dan Moushon (Burlington)
 2019 - Todd Jansen (NW Arkansas) &
 Danny Helmer (Surprise)

PLAYER BATTING LEADERS (MIN. 2.7 PA/G)					
PLAYER	TEAM(S)	AVG	PLAYER	TEAM(S)	HR
Clay Dungan	Idaho Falls	.357	Jorge Bonifacio	Omaha	20
Logan Porter	Burlington	.352	Juan Carlos Negret	LEX/IDF	19
Jimmy Govern	SUP/IDF/OMA	.344	Gabriel Cancel	NW Arkansas	18
Darryl Collins	Surprise	.320	Brett Phillips	Omaha	18
Rhett Aplin	Idaho Falls	.310	Taylor Featherston	NWA/OMA	18
PLAYER	TEAM(S)	OBP	PLAYER	TEAM(S)	RBI
Logan Porter	Burlington	.481	Eric Cole	Lexington	71
Jimmy Govern	SUP/IDF/OMA	.457	Gabriel Cancel	NW Arkansas	69
Clay Dungan	Idaho Falls	.427	Erick Mejia	Omaha	63
Herard Gonzalez	Surprise	.421	Juan Carlos Negret	LEX/IDF	63
Rhett Aplin	Idaho Falls	.410	Jorge Bonifacio	Omaha	62
PLAYER	TEAM(S)	SLG	PLAYER	TEAM(S)	SB
Logan Porter	Burlington	.648	Nick Heath	NWA/OMA	60
Jimmy Govern	SUP/IDF/OMA	.603	Khalil Lee	NW Arkansas	53
Vinnie Pasquantino	Burlington	.592	Brewer Hicklen	Wilmington	39
Brett Phillips	Omaha	.505	Michael Gigliotti	SUP/LEX/WIL	36
Rhett Aplin	Idaho Falls	.502	Rubendy Jaquez	Lexington	30

TEAM BATTING LEADERS									
TEAM BATTING	AVG	OBP	SLG	R	H	HR	BB	SO	SB
Surprise	.275	.356	.377	309	526	22	219	434	76
Omaha	.262	.335	.422	697	1,231	156	479	1,110	150
Idaho Falls	.258	.332	.415	397	643	66	240	807	82
Burlington	.243	.347	.373	361	547	49	310	649	81
Northwest Arkansas	.243	.309	.355	533	1,094	85	378	1,293	218
Lexington	.236	.311	.358	577	1,076	90	434	1,297	131
Wilmington	.219	.296	.321	481	915	62	420	1,249	155

PLAYER PITCHING LEADERS (MIN. 0.9 IP/G)					
PLAYER	TEAM(S)	W	PLAYER	TEAM(S)	SO
Brady Singer	WIL/NWA	12	Kris Bubic	LEX/WIL	185
Jonathan Bowlan	LEX/WIL	11	Charlie Neuweiler	Lexington	153
Kris Bubic	LEX/WIL	11	Jonathan Bowlan	LEX/WIL	150
5 tied		8	Jackson Kowar	WIL/NWA	144
			Brady Singer	WIL/NWA	138
PLAYER	TEAM(S)	ERA	PLAYER	TEAM(S)	WHIP
Kris Bubic	LEX/WIL	2.23	Adrian Alcantara	IDF/BUR	0.88
Woo-Young Jin	Surprise	2.35	Kris Bubic	LEX/WIL	0.97
Emilio Marquez	SUP/LEX	2.50	Woo-Young Jin	Surprise	1.00
Adrian Alcantara	IDF/BUR	2.57	Emilio Marquez	SUP/LEX	1.03
Austin Cox	LEX/WIL	2.76	Angel Zerpa	IDA/BUR	1.08
PLAYER	TEAM(S)	IP	PLAYER	TEAM(S)	SV
Kris Bubic	LEX/WIL	149.1	Tad Ratliff	Wilmington	23
Charlie Neuweiler	Lexington	148.2	Tyler Zuber	WIL/NWA	21
Jackson Kowar	WIL/NWA	148.1	Josh Dye	LEX/WIL	8
Brady Singer	WIL/NWA	148.1	Franco Terrero	NW Arkansas	7
Jonathan Bowlan	LEX/WIL	146.0	Brandon Marklund	Lexington	6

TEAM PITCHING LEADERS									
TEAM BATTING	W-L	ERA	SV	H	HR	BB	SO	WHIP	AVG
Wilmington	82-56	3.00	49	1,048	66	354	1,118	1.18	.239
Burlington	39-29	3.48	13	479	49	260	654	1.23	.219
Lexington	68-70	3.65	31	1,100	102	419	1,276	1.25	.238
NW Arkansas	57-81	3.96	30	1,199	109	445	1,142	1.37	.260
Surprise	33-23	4.11	13	509	40	183	516	1.39	.263
Idaho Falls	34-41	4.78	16	716	64	236	687	1.50	.281
Omaha	59-80	5.39	26	1,322	216	574	1,044	1.57	.278

FULL SEASON AFFILIATE SCHEDULE



Date				
4-9	at Memphis	at Corpus Christi	at Myrtle Beach	GREENVILLE
4-10	at Memphis	at Corpus Christi	at Myrtle Beach	GREENVILLE
4-11	at Memphis	at Corpus Christi	at Myrtle Beach	GREENVILLE
4-12	at Memphis	at Midland	at Myrtle Beach	GREENVILLE
4-13	at Memphis	at Midland	at Carolina	HAGERSTOWN
4-14	ROUND ROCK	at Midland	at Carolina	HAGERSTOWN
4-15	ROUND ROCK	OFF	at Carolina	HAGERSTOWN
4-16	ROUND ROCK	CORPUS CHRISTI	SALEM	at Hickory
4-17	SAN ANTONIO	CORPUS CHRISTI	SALEM	at Hickory
4-18	SAN ANTONIO	CORPUS CHRISTI	SALEM	at Hickory
4-19	SAN ANTONIO	MIDLAND	SALEM	at Hickory
4-20	SAN ANTONIO	MIDLAND	at Frederick	at Augusta
4-21	at Round Rock	MIDLAND	at Frederick	at Augusta
4-22	at Round Rock	MIDLAND	at Frederick	at Augusta
4-23	at Round Rock	at Springfield	FAYETTEVILLE	ASHEVILLE
4-24	at San Antonio	at Springfield	FAYETTEVILLE	ASHEVILLE
4-25	at San Antonio	at Springfield	FAYETTEVILLE	ASHEVILLE
4-26	at San Antonio	at Springfield	FAYETTEVILLE	ASHEVILLE
4-27	at San Antonio	OFF	OFF	at Greenville
4-28	OFF	at Arkansas	at Lynchburg	at Greenville
4-29	MEMPHIS	at Arkansas	at Lynchburg	at Greenville
4-30	MEMPHIS	at Arkansas	at Lynchburg	at Kannapolis
5-1	MEMPHIS	TULSA	at Fayetteville	at Kannapolis
5-2	MEMPHIS	TULSA	at Fayetteville	at Kannapolis
5-3	MEMPHIS	TULSA	at Fayetteville	at Kannapolis
5-4	at Wichita	TULSA	WINSTON-SALEM	OFF
5-5	at Wichita	at Springfield	WINSTON-SALEM	HICKORY
5-6	at Wichita	at Springfield	WINSTON-SALEM	HICKORY
5-7	at Wichita	at Springfield	WINSTON-SALEM	HICKORY
5-8	IOWA	at Tulsa	FREDERICKSBURG	LAKEWOOD
5-9	IOWA	at Tulsa	FREDERICKSBURG	LAKEWOOD
5-10	IOWA	at Tulsa	FREDERICKSBURG	LAKEWOOD
5-11	IOWA	SPRINGFIELD	OFF	OFF
5-12	NASHVILLE	SPRINGFIELD	at Carolina	OFF
5-13	NASHVILLE	SPRINGFIELD	at Carolina	at Charleston (DH)
5-14	NASHVILLE	SPRINGFIELD	at Carolina	at Charleston
5-15	NASHVILLE	TULSA	at Down East	at Asheville
5-16	at Iowa	TULSA	at Down East	at Asheville
5-17	at Iowa	TULSA	at Down East	at Asheville
5-18	at Iowa	at Amarillo	FREDERICK	OFF
5-19	at Iowa	at Amarillo	FREDERICK	LAKEWOOD
5-20	OFF	at Amarillo	FREDERICK	LAKEWOOD
5-21	at Round Rock	at Amarillo	MYRTLE BEACH	LAKEWOOD
5-22	at Round Rock	at Midland	MYRTLE BEACH	WEST VIRGINIA
5-23	at Round Rock	at Midland	MYRTLE BEACH	WEST VIRGINIA
5-24	at Round Rock	at Midland	MYRTLE BEACH	WEST VIRGINIA
5-25	at Round Rock	OFF	at Lynchburg	at Asheville
5-26	at Oklahoma City	AMARILLO	at Lynchburg	at Asheville
5-27	at Oklahoma City	AMARILLO	at Lynchburg	at Asheville
5-28	at Oklahoma City	AMARILLO	at Lynchburg	at Asheville
5-29	at Oklahoma City	MIDLAND	at Winston-Salem	HICKORY
5-30	SAN ANTONIO	MIDLAND	at Winston-Salem	HICKORY
5-31	SAN ANTONIO	MIDLAND	at Winston-Salem	HICKORY
6-1	SAN ANTONIO	OFF	OFF	HICKORY
6-2	SAN ANTONIO	at Tulsa	FREDERICKSBURG	at Columbia
6-3	OKLAHOMA CITY	at Tulsa	FREDERICKSBURG	at Columbia
6-4	OKLAHOMA CITY	TULSA	FREDERICKSBURG	at Columbia
6-5	OKLAHOMA CITY	at Springfield	LYNCHBURG	at Hagerstown
6-6	OKLAHOMA CITY	at Springfield	LYNCHBURG	at Hagerstown
6-7	OKLAHOMA CITY	at Springfield	LYNCHBURG	at Hagerstown
6-8	OFF	TULSA	OFF	OFF
6-9	at Salt Lake	TULSA	at Salem	ROME
6-10	at Salt Lake	TULSA	at Salem	ROME
6-11	at Salt Lake	TULSA	at Salem	ROME
6-12	at Las Vegas	SPRINGFIELD	at Frederick	KANNAPOLIS
6-13	at Las Vegas	SPRINGFIELD	at Frederick	KANNAPOLIS
6-14	at Las Vegas	SPRINGFIELD	at Frederick	KANNAPOLIS
6-15	at Las Vegas	ARKANSAS	LYNCHBURG	at Hickory
6-16	OFF	ARKANSAS	LYNCHBURG	at Hickory
6-17	TACOMA	ARKANSAS	LYNCHBURG	at Hickory
6-18	TACOMA	ARKANSAS	at Fredericksburg	GREENVILLE
6-19	TACOMA	at Springfield	at Fredericksburg	GREENVILLE
6-20	RENO	at Springfield	at Fredericksburg	GREENVILLE
6-21	RENO	at Springfield	at Fredericksburg	GREENVILLE

FULL SEASON AFFILIATE SCHEDULE (CONT.)

Date	Omaha	NW Arkansas	Wilmington	Lexington
6-22	RENO	ALL-STAR BREAK	ALL-STAR BREAK	ALL-STAR BREAK
6-23	RENO	ALL-STAR GAME	ALL-STAR GAME	ALL-STAR GAME
6-24	OFF	ALL-STAR BREAK	ALL-STAR BREAK	ALL-STAR BREAK
6-25	at Nashville	TULSA	FREDERICK	at Asheville
6-26	at Nashville	TULSA	FREDERICK	at Asheville
6-27	at Nashville	at Tulsa	FREDERICK	at Asheville
6-28	at Nashville	at Arkansas	FREDERICK	AUGUSTA
6-29	at Nashville	at Arkansas	OFF	AUGUSTA
6-30	IOWA	at Arkansas	FREDERICKSBURG	AUGUSTA
7-1	IOWA	at Tulsa	FREDERICKSBURG	ROME
7-2	IOWA	at Tulsa	FREDERICKSBURG	ROME
7-3	IOWA	at Tulsa	FREDERICKSBURG	ROME
7-4	at Wichita	ARKANSAS	at Lynchburg	at Asheville
7-5	at Wichita	ARKANSAS	at Lynchburg	at Asheville
7-6	at Wichita	ARKANSAS	at Lynchburg	at Asheville
7-7	at Wichita	OFF	at Carolina	at Asheville
7-8	ROUND ROCK	CORPUS CHRISTI	at Carolina	at West Virginia
7-9	ROUND ROCK	CORPUS CHRISTI	at Carolina	at West Virginia
7-10	ROUND ROCK	CORPUS CHRISTI	FREDERICKSBURG	at West Virginia
7-11	ROUND ROCK	FRISCO	FREDERICKSBURG	HICKORY
7-12	ROUND ROCK	FRISCO	FREDERICKSBURG	HICKORY
7-13	ALL-STAR BREAK	FRISCO	FREDERICKSBURG	HICKORY
7-14	ALL-STAR BREAK	OFF	OFF	HICKORY
7-15	ALL-STAR GAME	at Corpus Christi	at Lynchburg	OFF
7-16	at San Antonio	at Corpus Christi	at Lynchburg	at Rome
7-17	at San Antonio	at Corpus Christi	at Lynchburg	at Rome
7-18	at San Antonio	at Frisco	CAROLINA	at Rome
7-19	at San Antonio	at Frisco	CAROLINA	at Rome
7-20	WICHITA	at Frisco	CAROLINA	OFF
7-21	WICHITA	OFF	SALEM	DELMARVA
7-22	WICHITA	SPRINGFIELD	SALEM	DELMARVA
7-23	WICHITA	SPRINGFIELD	SALEM	DELMARVA
7-24	OKLAHOMA CITY	SPRINGFIELD	at Fredericksburg	ROME
7-25	OKLAHOMA CITY	ARKANSAS	at Fredericksburg	ROME
7-26	OKLAHOMA CITY	ARKANSAS	at Fredericksburg	ROME
7-27	OFF	ARKANSAS	OFF	OFF
7-28	at Albuquerque	at Tulsa	FREDERICK	at Hagerstown
7-29	at Albuquerque	at Tulsa	FREDERICK	at Hagerstown
7-30	at Albuquerque	at Tulsa	FREDERICK	at Hagerstown
7-31	at El Paso	at Arkansas	at Down East	at Columbia
8-1	at El Paso	at Arkansas	at Down East	at Columbia
8-2	at El Paso	at Arkansas	at Down East	at Columbia
8-3	at El Paso	SPRINGFIELD	at Fayetteville	OFF
8-4	OFF	SPRINGFIELD	at Fayetteville	CHARLESTON
8-5	SACRAMENTO	SPRINGFIELD	at Fayetteville	CHARLESTON
8-6	SACRAMENTO	SPRINGFIELD	DOWN EAST	CHARLESTON
8-7	SACRAMENTO	ARKANSAS	DOWN EAST	at West Virginia
8-8	FRESNO	ARKANSAS	DOWN EAST	at West Virginia
8-9	FRESNO	ARKANSAS	DOWN EAST	at West Virginia
8-10	FRESNO	at Tulsa	OFF	ASHEVILLE
8-11	FRESNO	at Tulsa	at Myrtle Beach	ASHEVILLE
8-12	OFF	at Tulsa	at Myrtle Beach	ASHEVILLE
8-13	at Oklahoma City	at Arkansas	at Myrtle Beach	ASHEVILLE
8-14	at Oklahoma City	at Arkansas	at Fayetteville	HICKORY
8-15	at Oklahoma City	at Arkansas	at Fayetteville	HICKORY
8-16	at Oklahoma City	at Arkansas	at Fayetteville	HICKORY
8-17	MEMPHIS	OFF	FREDERICK	at Greenville
8-18	MEMPHIS	AMARILLO	FREDERICK	at Greenville
8-19	MEMPHIS	AMARILLO	FREDERICK	at Greenville
8-20	NASHVILLE	AMARILLO	SALEM	at Greensboro
8-21	NASHVILLE	FRISCO	SALEM	at Greensboro
8-22	NASHVILLE	FRISCO	SALEM	at Greensboro
8-23	NASHVILLE	FRISCO	SALEM	at Greensboro
8-24	OFF	OFF	OFF	WEST VIRGINIA
8-25	at Memphis	at Springfield	at Fredericksburg	WEST VIRGINIA
8-26	at Memphis	at Springfield	at Fredericksburg	WEST VIRGINIA
8-27	at Memphis	at Springfield	at Fredericksburg	WEST VIRGINIA
8-28	at Nashville	TULSA	at Salem	COLUMBIA
8-29	at Nashville	TULSA	at Salem	COLUMBIA
8-30	at Nashville	TULSA	at Salem	COLUMBIA
8-31	WICHITA	TULSA	at Salem	OFF
9-1	WICHITA	at Amarillo	LYNCHBURG	at Delmarva
9-2	WICHITA	at Amarillo	LYNCHBURG	at Delmarva
9-3	WICHITA	at Amarillo	LYNCHBURG	at Delmarva
9-4	at Iowa	at Frisco	WINSTON-SALEM	at Delmarva
9-5	at Iowa	at Frisco	WINSTON-SALEM	at Lakewood
9-6	at Iowa	at Frisco	WINSTON-SALEM	at Lakewood
9-7	at Iowa	at Frisco	WINSTON-SALEM	at Lakewood

**JOHN WATHAN**

SPECIAL ASSISTANT TO PLAYER DEVELOPMENT

John Wathan returns for his 49th year in baseball and 45th with the Royals, as a special assistant to player development. Wathan was the Royals' first-round pick in the 1971 January Free Agent Draft after three years at the University of San Diego. He played for 15 years, including 10 in the Majors from 1976-85. Wathan was a member of the Royals' World Series teams in 1980 and 1985 and still owns the modern record for stolen bases by a catcher with 36 in 1982. He served as a coach in Kansas City in 1986 prior to managing the Omaha Royals in 1987. Wathan was named Royals manager on August 27, 1987 and compiled a 287-270 record, including 92-70 in 1989. He worked for the California Angels in 1992 and 1993, serving as interim manager, third base coach and bench coach before becoming Boston's bullpen coach in 1994. "Duke" worked as a broadcasting analyst for The Baseball Network in 1995 and for the Royals Radio Network from 1996-97. His duties have included special assignments in scouting and player development since 1999. Wathan has been inducted into the Iowa Baseball Coaches Hall of Fame, Missouri Sports Hall of Fame, the West Coast Conference Hall of Honor and the athletic Hall of Fame at St. Augustine High School and the University of San Diego. He resides in Lee's Summit, Mo. with his wife, Nancy. The couple has three children: Dusty, Derek and Dina, and eight grandchildren. Dina works in the Royals' communications department and Dusty is the third base coach for the Philadelphia Phillies.

**HARRY SPILMAN**

SPECIAL ASSISTANT TO PLAYER DEVELOPMENT

Harry Spilman enters his sixth year with the Royals as a special assistant to player development. He had the same role with the Texas Rangers from 2009 to 2014 and was the hitting coach for Milwaukee's Triple-A club in Nashville from 2007 to 2008. Spilman was an instructor in the Astros' system from 1998-2006, including 1999-2004 as the Major League hitting coach. His coaching career began with seven years as minor league manager and roving instructor in the Indians' system. Spilman played for the Reds, Astros, Tigers and Giants over a 12-year Major League career. He resides in Mount Vernon, Ind., with his wife, Kim. They have two children: Kelly and Ryan, and three granddaughters: Dawson, Sydney and Marlee.

**EDDIE RODRIGUEZ**

INFIELD COORDINATOR

Eddie Rodriguez returns for his fourth season with the Royals, his first as the minor league infield coordinator. Prior to his second stint with the Royals, he spent the previous three seasons in the San Diego Padres' organization. He was previously with the Royals from 2009-13, most recently as the club's third base coach from 2011-13. Before that, he was Seattle's first base coach in 2008 and served as manager for Seattle's Double-A team in West Tennessee in 2007. He was Frank Robinson's bench coach in Montreal (2004) and in Washington (2005-06) for three years after serving on Arizona's Major League staff from 2001 (first base coach) and 2002-03 (third base coach). Eddie was the manager at Queens (A) in Toronto's organization in 2000, and served as the Blue Jays' third base coach in 1998. He began his coaching career and spent 15 seasons in the Angels' organization from 1983-97. He had a six-year career as a minor league infielder with Baltimore and California.

**JASON SIMONTACCHI**

PITCHING COORDINATOR

Jason Simontacchi is in his third season in the Royals' organization and first as pitching coordinator. He served as the assistant pitching coordinator from 2018-19, after working in the St. Louis Cardinals' organization for the previous five seasons as a pitching coach at Peoria (A) from 2013-14 and Springfield (AA) from 2015-17. He played four seasons in the Majors, including three with St. Louis (2002-04) and one with Washington (2007). He was originally selected by Kansas City in the 21st round of the 1996 Draft and also spent time in the minors with Pittsburgh and Minnesota. Jason resides in St. Louis with his wife, Paula, and three sons: Bradley, Nathan and Landon.



MITCH STETTER

MANAGER OF PITCHING PERFORMANCE

Mitch Stetter enters his first season as manager of pitching performance. He spent the previous four seasons as the pitching coach for Lexington after holding the same position with Surprise (Rookie) in 2015. The Indiana State alum was selected by Milwaukee in the 16th round in 2003 and signed by current Royals scout Mike Farrell. Stetter worked as a reliever in the Majors from 2007 to 2011 with Milwaukee and set a Brewers record in 2009, recording 15 consecutive outs on strikeouts. Stetter lives in Surprise, Ariz., with his wife

Alison and children: CC, Dusty, Willa and Maddon.



JEFF SUPPAN

ROVING PITCHING COACH

Jeff Suppan enters his second season as the Royals' roving pitching coach, after serving the previous four seasons as the pitching coach with Idaho Falls. A Royal from 1998-2002, Suppan was the club's Pitcher of the Year in 2000 and 2001. He won 140 games over 17 seasons, including 16 in both 2004 and 2005 with St. Louis. Suppan earned MVP honors in the 2006 NLCS, tossing 8.0 shutout innings and hitting a home run in the Cardinals' Game 3 win before following with 7.0 strong innings in Game 7 at Shea Stadium. Suppan pitched for Omaha in 2011 and retired from baseball in 2014. He resides in Calabasas, Calif., with his wife Dana and two children.



DERRICK LEWIS

ASSISTANT PITCHING COACH

Derrick Lewis joins the Royals' organization as assistant pitching coach, after spending the previous 16 seasons in the Atlanta Braves' organization, including the last two as the pitching coordinator. He played seven seasons in the Braves' organization from 1997-2003, after being selected in the 20th round of the 1997 Draft. Lewis and his wife, Roslyn, reside in Charlotte, N.C. with their daughter, Skye and son, Luke.



DREW SAYLOR

HITTING COORDINATOR

Drew Saylor joins the Royals' organization as the hitting coordinator in 2020. He spent the 2019 season as the assistant hitting coordinator and manager of the West Virginia Black Bears (A) in the Pittsburgh Pirates' organization. Prior to that, he produced a 242-178 record (.576) in three seasons as Manager of Rancho Cucamonga (A+) in the Los Angeles Dodgers' organization, including an 87-53 mark and a California League championship in 2018. Following that season, he was named the league's Manager of the Year by Baseball

America. Saylor also spent four years in the Colorado Rockies' organization as the hitting coach at Grand Junction (R) in 2012, Manager at Tri-City (A) from 2013-14 and Hitting Coach at Modesto (A+) in 2015. He was selected as an infielder by the Marlins in the 13th round of the 2006 Draft out of Kent State University. Saylor and his wife, Amanda, reside in Medina, Ohio with sons Jackson and Charlie, and daughter, Victoria.



KEONI DeRENNE

ASSISTANT HITTING COORDINATOR

Keoni DeRenne joins the Royals' organization as the assistant hitting coordinator, after spending last season as the hitting coach at Iowa (AAA) in the Chicago Cubs' organization. Prior to that, he spent seven seasons in the Pittsburgh Pirates' organization as the Hitting Coach at Altoona (AA) in 2018, Bradenton (A) from 2016-17 and West Virginia (A) from 2014-15. He also managed the Pirates' Dominican Summer League team in 2013. He has won two league championships as a coach, including in the first season of his coaching

career in 2012 with the Gulf Coast League Pirates, and with Bradenton in 2016. DeRenne played eight seasons in the minors with the Braves, Yankees, Diamondbacks, Red Sox and Phillies, after being selected in the 12th round of the 2000 Draft out of the University of Arizona. He is the great grandson of Wilbur Cooper, Pittsburgh's all-time wins leader (202), and resides in Honolulu, Hawaii.

**MIKE TOSAR**

SPECIAL ASSIGNMENT HITTING COACH

Mike Tosar joins the Royals' organization as the special assignment hitting coach in 2020, after serving as an international scout and special assignment hitting coach with the Los Angeles Dodgers from 2012-19. Prior to that, he served in various scouting and coaching roles throughout the Seattle Mariners' organization from 2006-09. He also served as a hitting coach in the Minnesota Twins' organization in 2002, as a scout with the Florida Marlins from 2000-01, and as a coach in the Tampa Bay Rays' organization from 1996-99. Prior to

his scouting and coaching career, Tosar, played three seasons in the minor leagues with the New York Mets (1991) and Montreal Expos (1992-93). He also threw to former Royal Mike Moustakas in the 2017 Home Run Derby. Tosar lives in Miami, Fla., with his wife, Maria. They have three children: Mike, Marialujan and Marcela.

**J.C. BOSCAN**

CATCHING COORDINATOR

J.C. Boscan enters his fourth season as the Royals' minor league catching coordinator. He served in a similar role in 2016, after retiring following the 2015 season. Boscan played parts of 19 seasons in the Minors, most recently with Omaha (AAA). Boscan also played in parts of four seasons in the Majors with Atlanta (2010-12) and the Chicago Cubs (2013). He received the Bill Lucas Award in 2010, an honor given to the Braves player who best represents the organization both on and off the field. He is originally from Maracaibo, Venezuela.

**DAMON HOLLINS**

OUTFIELD, BASERUNNING & BUNTING COORDINATOR

Damon Hollins has been named coordinator of outfield, base-running and bunting for the 2020 season, which will mark his 11th year in the Royals' organization. Prior to a three-year stint as hitting coach at Idaho Falls (R) from 2017-19, he coached in various roles throughout the organization at Lexington (A) from 2015-16, Idaho Falls from 2013-14, Wilmington (A+) in 2012, Kane County (A) in 2011 and Burlington (R) in 2010. Hollins was a fourth-round pick by Atlanta in the 1992 Draft and played four seasons in the Majors

with Atlanta (1998, 2004), the Los Angeles Dodgers (1998) and Tampa Bay (2005-06). He spent the entire 2007 season in Japan with the Yomiuri Giants before ending his playing career with the Omaha Royals in 2008. Hollins resides in Litchfield Park, Ariz. with his wife, Patrice. They have three children: Tahari, Ameerah and Averi.

**DAVE IANNICCA**

MINOR LEAGUE MEDICAL COORDINATOR

Dave Iannicca is in his second season as the Royals' minor league medical coordinator, after spending the previous eight seasons as the certified athletic trainer at Omaha (AAA). He joined the Royals in 2007 as the athletic trainer at Burlington (A), then worked from 2008-10 at Wilmington (A+). In 2010, Iannicca earned Carolina League Athletic Trainer of the Year honors and was an athletic trainer in the Arizona Fall League. He spent the 2006 season as athletic trainer for the Atlanta Braves' Gulf Coast League affiliate in Orlando.

Iannicca was an intern in the New York Yankees' organization from 2003-2004, working with the Columbus Clippers (AAA) and at the Yankees Player Development Complex in Tampa. He has also worked as an athletic trainer at the collegiate level as a graduate assistant at Virginia Wesleyan College. Dave earned his bachelor's degree in athletic training from Bowling Green State University in 2003 and his master's degree in education from Old Dominion University in 2006. He resides in Buckeye, Ariz., with his wife, Jacqueline, and son, Ryan.



TONY MEDINA

LATIN AMERICA MEDICAL COORDINATOR

Tony Medina will serve as the Latin America medical coordinator for a ninth straight season after spending eight seasons as an athletic trainer at various levels in the Royals minor league system. Medina served as the athletic trainer for the Dominican Republic in the 2006, 2009, 2013 and 2017 World Baseball Classic and was named 2006, 2008 and 2009 Arizona League Trainer of the Year. Prior to his time with the Royals, he worked for six seasons as the minor league athletic trainer for the Atlanta Braves. He received his undergraduate

degree in biology with a concentration in athletic training from Emporia (Kan.) State University and earned his master's degree in exercise science from the University of Nebraska at Omaha. He resides in Omaha, Neb. with his wife, Tami.



JUSTIN HAHN

REHAB COORDINATOR/PHYSICAL THERAPIST

Justin Hahn enters his eighth season in the Royals' organization and seventh as minor league rehab coordinator. He spent the 2013 season in a physical therapy fellowship with the club. Previously he was a PT intern for the Milwaukee Brewers during spring training 2011, and assisted with minor league preseason physicals for the Minnesota Twins during spring training 2012. Hahn graduated from Gustavus Adolphus College in St. Peter, Minn., with a bachelor's degree in chemistry in 2008. He earned his doctorate in physical therapy

in 2011 from Mayo Clinic School of Health Sciences in Rochester, Minn. After graduating, Hahn completed the 2011-2012 sports physical therapy residency at the Institute for Athletic Medicine in Minneapolis and obtained his Sports Certified Specialist credential through the American Physical Therapy Association in March 2013. Following his residency, he completed the 2012-2013 Proaxis Therapy and Kansas City Royals Upper Extremity Sports Physical Therapy/Professional Baseball Fellowship in which he spent the duration of the 2013 season in Surprise, Ariz. Hahn is also a certified strength and conditioning specialist. He and his wife, Marette, reside in Peoria, Ariz.



JARRET ABELL

STRENGTH & CONDITIONING COORDINATOR

Jarret Abell enters his first season as the Royals' strength & conditioning coordinator, after serving as an assistant strength & conditioning coordinator in 2019. This is his seventh season in the Royals' organization, including stints as the strength and conditioning coach with Northwest Arkansas (2017-18), Wilmington (2016), Lexington (2015) and Idaho Falls (2014). He received his master's degree in exercise science from Wichita State University in 2013, where he worked with four women's Olympic sports teams, baseball,

and basketball. Shortly after that, he worked with the TCU football, baseball, and basketball teams off-season strength and conditioning before joining EXOS in Gulf Breeze, Fla. and then, EXOS in Phoenix, Ariz. as a performance specialist. Jarret played collegiate football for Bethel College and now resides in Scottsdale, Ariz., with his wife, Ashley and two daughters, Avery and Zoe.



PHIL FALCO

ASST. STRENGTH & CONDITIONING COORDINATOR

Phil Falco enters his first season as the assistant coordinator of strength & conditioning in 2020, after serving as the strength & conditioning coach at Omaha from 2017-19. Prior to that, he spent nine seasons as the strength & conditioning coach at the Major League level with the Atlanta Braves from 2008-16. He previously was the Braves' roving strength & conditioning coach from 1998-99 and 2003-08. Prior to that, he was the strength & conditioning coach with the Milwaukee Brewers from 2000-02. Falco pitched at George

Mason University from 1992-94, then transferred to Appalachian State University and played two seasons (1995-96) before graduating in 1996 with a bachelor's degree in exercise science. Falco was certified by the National Strength and Conditioning Association in 2005 and a strength and conditioning specialist, and was certified by the American College of Sports Medicine in 1996 as a health and fitness instructor.



MONICA RAMIREZ

EDUCATION/ESL & LATIN AMERICAN INITIATIVES COORDINATOR

Monica Ramirez is in her fourth full season with the Royals as the ED/ESL & Latin-American initiatives coordinator, managing the minor league English program and teaching the Royals' Latin and foreign players. She has previously served in a consulting role in the organization since 2007. She also teaches college reading at Glendale Community College. Monica has a bachelor's degree in pedagogy and received her master's degree in education and reading at Northern Arizona University. Raised in Colombia, Monica now lives in Surprise, Ariz.,

with her three children: Juan Daniel, Lukas and Matias.



WILL SIMON

MINOR LEAGUE EQUIPMENT MANAGER

Will Simon enters his 14th year as the minor league equipment manager. Simon works with the player development, international operations and amateur scouting departments, helping supply equipment and apparel throughout the minor league system, including all minor league affiliates and the Dominican Academy. Simon manages clubhouse operations for minor league spring training, extended spring training and fall instructional league. He also served as equipment manager for the MLB European Academy in 2006, 2008, 2009, 2010 and 2011 in Tirrenia, Italy. In 2012, Simon was the equipment manager for the inaugural MLB Taiwan Academy held in Taichung, Taiwan and was a member of the American League clubhouse staff for the 2012 MLB All Star game in Kansas City. Prior to his time with the Royals, Simon worked in the clubhouse of the Richmond Braves in 2004 and 2005. He received his degree in entrepreneurship through the College of Business Administration at Central Michigan University. He resides in Phoenix, Ariz.



RUSTIN SVEUM

MINOR LEAGUE VIDEO COORDINATOR

Rustin Sveum has been promoted to minor league video coordinator for the 2020 season, after serving as a video intern the three previous seasons at Idaho Falls (2017), Wilmington (2018) and Northwest Arkansas (2019). He played baseball at Dixie State University from 2012-16, and graduated in 2017 with a degree in business administration. Rustin is the son of Dale Sveum, who served as the Royals' bench coach from 2018-19, hitting coach from 2014-17 and third base coach in 2014.

DICK HOWSER AWARD

Player Development Department employees recognized for outstanding contributions to the organization:

1987 - Jo Anne Joyce
1988 - Joe Jones
1989 - Carlos Tosca
1990 - No Award
1991 - Tom Poquette
1992 - Mike Jirschele
1993 - Ron Johnson
1994 - Mike Jirschele
1995 - Bob Herold
1996 - John Mizerock
1997 - Jose Tartabull

1998 - Brian Poldberg
1999 - Jeff Stevenson
2000 - Jeff Garber
2001 - Andre David
2002 - Larry Carter
2003 - Lloyd Simmons
2004 - Billy Gardner, Jr.
2005 - Mike Jirschele
2006 - Jim Gabella
2007 - John Mizerock
2008 - Brian Rupp

2009 - Mark Davis
2010 - Brian Poldberg
2011 - Mike Jirschele
2012 - Victor Baez
2013 - Omar Ramirez
2014 - Larry Carter
2015 - Darryl Kennedy
2016 - Vance Wilson
2017 - Terry Bradshaw
2018 - Scott Thorman
2019 - Brooks Conrad



OMAHA STORM CHASERS

PACIFIC COAST LEAGUE (AAA),
AMERICAN CONFERENCE, NORTH DIVISION**Werner Park (9,023)**12356 Ballpark Way • Papillion, NE 68046
(402) 734-2550 • (402) 734-7166 - FAX**Press Box:** (402) 738-5150**2019 Results:** 59-80, 4th in American Northern Division**President/General Manager:** Martie J. Cordaro**Vice President:** Laurie Schlander**Media Operations Manager:** Tony Boone**Website:** www.omahastormchasers.com

BRIAN POLDBERG
MANAGER

Brian Poldberg is in his seventh year with the Storm Chasers, including the Pacific Coast League and Triple-A championships in 2014. He joined Omaha after six years with Northwest Arkansas. Poldberg guided the Naturals to the playoffs each year from 2008 to 2011, including the 2010 Texas League championship. He spent the 2004-07 seasons on the Royals' Major League staff, serving as bullpen coach (2004-05), first base coach (2006) and third base coach (2007). Prior to that, he spent seven seasons as the minor league catching instructor. Poldberg

began his coaching career in 1987 and served as a manager from 1988-96, with the exception of 1991, when he served as Omaha's hitting coach. He played five seasons in the minors with the Yankees and Royals. The organization's Dick Howser Award winner in 1998 and 2010, Poldberg resides in Carter Lake, Iowa, with his wife, Lori, and three sons: Adam, Deric and John.



DANE JOHNSON
PITCHING COACH

Dane Johnson joins the Royals' organization after serving as a pitching consultant for the Miami Marlins last season. This is his 21st season in coaching, including 19 years in the Toronto Blue Jays' organization as a minor league pitching coach from 2000-03, pitching coordinator from 2004-14 and Major League bullpen coach from 2015-18. That followed a playing career which included parts of three seasons in the Majors with the Chicago White Sox (1994), Blue Jays (1996) and Oakland Athletics (1997). Johnson and his wife, Gina reside

in Palm Harbor, Fla. They have two children: a daughter, Madison (26) and son, Cobi (24).



BRIAN BUCHANAN
HITTING COACH

Brian Buchanan enters his third year as Omaha's hitting coach, following a one-year stint as the Royals' Major League assistant hitting coach. He previously served as the hitting coach at Northwest Arkansas in 2016, after managing at several levels throughout the Royals system over the previous six seasons, including stops at: Wilmington (2015), Lexington (2013-14), Kane County (2012) and Idaho Falls (2010-11). He entered the coaching ranks after a 16-year playing career, which included the 2008-09 seasons at Omaha. Buchanan,

an All-American at the University of Virginia, was selected in the first round by the Yankees in 1994. He spent seven seasons in the Major Leagues with Minnesota (2000-02), San Diego (2002-04) and the New York Mets (2005). Buchanan played in Japan in 2007 before signing with the Royals. He resides in Jupiter, Fla., with his wife, Jill, and sons: Walker, Drew, Logan and Connor. Jill is the daughter of basketball Hall of Famer John Havlicek.



TONY PENA JR.
BENCH COACH

Tony Pena Jr., whose father managed the Royals from 2002-05, will serve as Omaha's bench coach, before assuming managerial duties for the Burlington Royals when the Appalachian League season begins in June. Pena Jr. managed at Surprise from 2018-19 following an 18-year playing career, including four seasons in the Majors with Atlanta (2006) and Kansas City (2007-09). He last played affiliated ball with the White Sox's Triple-A team in 2013, but has also played in the Mexican League (2014-17) and Dominican Winter League (2011-

17). Pena Jr. has four children: Tony (13), Sophia (8), Kimberly (6) and Valentina (5).



TONY MEDINA

DEVELOPMENT COACH

Tony Medina will step into a new role as development coach for the Storm Chasers. He has worked for championship teams in each of his last three seasons, including as a video intern with the Carolina League champion Wilmington Blue Rocks in 2019, with the South Atlantic League champion Lexington Legends in 2018 and with the Midwest League champion Quad Cities River Bandits in the Houston Astros' organization in 2017. Medina graduated in 2016 from Cornell College (Iowa) with a bachelor's degree in

kinesiology and exercise science.



JAMES STONE

CERTIFIED ATHLETIC TRAINER

James Stone enters his second season as the trainer at Omaha, after serving the previous seven seasons at Wilmington, including the 2015 season, in which he was named Carolina League Athletic Trainer of the Year. He joined the Kansas City organization in 2010 as the trainer for Burlington (Class-A). Stone came to the Royals after spending one season with the Central Valley Coyotes (Fresno, Calif.) in Arena Football 2. He worked the previous three seasons in the Florida Marlins' organization, with stops in Jamestown (2006), Greensboro (2007) and Jupiter (2008). Stone won New York-Penn League Trainer of the Year honors in 2006. He was the strength and conditioning coach for the Baltimore Orioles' Class A affiliate, the Delmarva Shorebirds, in 2005. Stone graduated with a bachelor's of science in kinesiology from Cal State-Northridge. He resides in Simi Valley, Calif., with his dog, Ozzie.




DWAYNE PETERSON

STRENGTH & CONDITIONING COACH

Dwayne Peterson enters his first season with the Royals' organization, after serving as the strength & conditioning coach with the Houston Astros' organization for the last six seasons, including the last two at Round Rock and Fresno (AAA). Peterson is a Certified Strength and Conditioning Specialist (CSCS), a Registered Strength and Conditioning Coach (RSCC) and is a USA Weightlifting (USAW) Level 1 Sports Performance Coach. He received his bachelor's degree in exercise science in 2013 from Northern Kentucky University, where

he is now pursuing his master's degree in business administration. During the offseason, Peterson is a competitive powerlifter. He lives in Erlanger, Kent. with his wife and three dogs.



Werner Park



NORTHWEST ARKANSAS NATURALS

TEXAS LEAGUE (AA), NORTH DIVISION

**Arvest Ballpark (6,500)**

3000 Gene George Blvd • Springdale, AR 72762
(479) 927-4900 • (479) 756-8088 - FAX

Press Box: (479) 927-4927

2019 Results: 57-81 overall; 3rd (1st half), 4th (2nd half)

General Manager: Justin Cole

Media Relations: Dustin Dethlefs

Website: www.nwanaturals.com

**SCOTT THORMAN**

MANAGER

Scott Thorman joins the Naturals after leading Wilmington to the Carolina League championship in 2019 and Lexington to the South Atlantic League title in 2018. Prior to his two-season stint in Lexington (2017-18), he served in Burlington as manager (2015-16) and bench coach (2014). A first-round pick by Atlanta in 2000 and Futures Game participant in 2003, Thorman played in the Majors for the Braves from 2006-07 before playing for the Royals at Triple-A Omaha in 2009-10. The first baseman and outfielder competed for Canada in the 2006 World Baseball Classic and the 2008 Beijing Olympics. Thorman graduated from Ashford University in 2016 with a master's degree in organizational management. He resides in Kitchener, Ontario, with his wife, Kelly, and their three children: Robbie, Tommy and Allie.

**DOUG HENRY**

PITCHING COACH

Doug Henry enters his 13th year in the Royals' organization and second as pitching coach at Northwest Arkansas, after serving in the same role with Wilmington in 2018. He spent the previous five seasons as the Royals' Major League bullpen coach. Prior to joining Ned Yost's staff in Kansas City, Henry was the pitching coach at Omaha from 2010-12 and was the Royals' minor league pitching coordinator in 2009. He joined the organization in 2008 as the pitching coach at Class-A Burlington, after serving as the pitching coach at three different levels in the Atlanta Braves' system from 2005-07. He began his coaching career at the University of Wisconsin-Whitewater in 2004, following an 11-year Major League career with the Brewers (1991-94), Mets (1995-96), Giants (1997, 2000), Astros (1998-2000) and Royals (2001). Henry was selected by Milwaukee in the eighth round of the 1985 Draft. He resides in Hartland, Wis. with his wife, Monique. They have four children: Danielle, Jason, Zachary and Mikayla.

**ABRAHAM NUNEZ**

HITTING COACH

Abraham Nunez enters his second season as Northwest Arkansas' hitting coach after serving in the same capacity with Wilmington (2015-18), Lexington (2014), Burlington (2013) and the Dominican Royals (2012). Nunez played for parts of 12 seasons in the Majors with the Pirates (1997-2004), Cardinals (2005), Phillies (2006-07) and Mets (2008). His best season came in 2005 when he batted .285 in 139 games for the National League champion St. Louis Cardinals. Nunez retired at the end of the 2009 campaign. Born in Santo Domingo, Dominican Republic, he now resides in Garfield, N.J.

**MATT MALOTT**

DEVELOPMENT COACH

Matt Malott joins the Royals' organization as development coach at Northwest Arkansas. Since 2014, he worked as the varsity pitching coach at Canyon Crest Academy (Calif.), and was the director of pitching at Project Athlete Performance Gym from 2018-19. Prior to that, he earned his bachelor's degree in economics from Occidental College in 2014. Malott resides in San Diego, Calif.

**JUSTIN KEMP**


CERTIFIED ATHLETIC TRAINER

Justin Kemp returns for his second season as the Northwest Arkansas athletic trainer, after serving in the same role for Idaho Falls (2016-18) and Surprise (2015). Kemp spent the 2014 season as an intern athletic trainer for the Kansas City Royals. He is a graduate of Mount Marty College in Yankton, S.D., where he earned a bachelor's degree in exercise wellness and played baseball for four years. He also attended South Dakota State University, where he earned a master's degree in athletic training and worked with the Jackrabbit baseball team. Kemp resides in Spearfish, S.D.

**YANNICK PLANTE**

STRENGTH & CONDITIONING COACH

Yannick Plante is entering his first season as the strength & conditioning coach with Northwest Arkansas, after serving the same role at Burlington in 2019. In the Fall of 2019, Yannick was a staff member of the Surprise Saguaros of the Arizona Fall League. He has previously served in similar positions at Crash Conditioning, with the Calgary Flames, the University of Calgary Dinos basketball team and with the Gatineau Olympiques junior hockey squad. Plante has a master's degree in kinesiology from the University of Calgary and a bachelor's degree in human kinetics with specialization in biophysics from the University of Ottawa. He currently lives in Ottawa, Ontario.



Arvest Ballpark



WILMINGTON BLUE ROCKS

CAROLINA LEAGUE (A-ADVANCED),
NORTH DIVISION



Frawley Stadium (6,532)

801 Shipyard Drive • Wilmington, DE 19801
(302) 888-2015 • (302) 888-2032 - FAX

Press Box: (302) 888-5352

2019 Results: 82-56 overall, Carolina League
champions; 1st (1st half), 3rd (2nd half)

Honorary President: Matt Minker

General Manager: Andrew Layman

Dir. of Broad. & Media Relations: Matt Janus

Website: www.bluerocks.com



CHRIS WIDGER

MANAGER

Chris Widger returns to Wilmington, this time as manager, after leading Burlington to the Appalachian League Championship Series in his first season as manager in 2019. Prior to that, he was Wilmington's bench coach from 2016-18. Before joining the Royals' organization, he managed the independent league Camden Riversharks in 2015 and was their pitching coach from 2012-14. A third-round pick by Seattle in the 1992 Draft, Widger played in parts of 12 seasons in the Majors with the Mariners (1995-96, 2000), Expos (1997-2000), Yankees (2002), Cardinals (2003), White Sox (2005-06) and Orioles (2006), winning a World Series with Chicago in 2005. Widger and his wife, Whitney, reside in Pennsville, N.J., with their children: C.J., Ashlynn and Skylar.



STEVE LUEBBER

PITCHING COACH

Steve Luebber is in his second season of his second stint as pitching coach at Wilmington, after serving there from 2007-15. From 2016-18, he was the pitching coach at Northwest Arkansas. Now in his 15th season in the Royals' organization, Luebber also spent 2006 with the Burlington (Iowa) affiliate. Prior to joining the Royals, he worked from 2001-05 as a pitching coach for the Rangers' Double-A clubs at Tulsa (2001-02) and Frisco (2003-05).

Luebber has also worked as a coach in the Marlins, Orioles and Padres' organizations. He pitched professionally for 17 seasons, including a combined 66 Major League appearances for the Twins, Blue Jays and Orioles. Luebber was one out from recording a no-hitter for the Twins on August 7, 1976 before allowing a single with two strikes to the Rangers' Roy Howell. He attended Missouri Southern College, and now resides in Joplin, Mo., with his wife, Lee Ann. They have two daughters, Lindsey and Carly, and a son, Wyatt.



ANDY LaROCHE

HITTING COACH

Andy LaRoche joins Wilmington for his second season in the Royals' organization, after serving on Widger's staff as the hitting coach at Burlington in 2019. A 39th-round pick by the Los Angeles Dodgers in 2003, LaRoche had a six-year big league career with the Dodgers (2007-08), Pittsburgh (2008-10), Oakland (2011) and Toronto (2013). He continued playing minor league affiliate ball in 2014, before playing in independent leagues from 2015-16. LaRoche and his wife, Kristen, reside in Sarasota, Fla.



BRANDON NELSON

DEVELOPMENT COACH

Brandon Nelson joins the Royals' organization as the Wilmington development coach, after graduating in 2019 from Willamette University with a degree in computer science with minors in mathematics and economics. Nelson also was a pitcher at Willamette, a strength & conditioning assistant and sports information assistant. He resides in Vancouver, Wash.



KC

DANNY ACCOLA

CERTIFIED ATHLETIC TRAINER

Daniel Accola enters his first season as Wilmington's trainer, after serving in the same role with Lexington in 2019 and with Burlington from 2017-18. He graduated from the University of Central Missouri in 2014 and previously held an athletic training internship with the Denver Broncos in 2013.



KC

TAYLOR PORTMAN

STRENGTH & CONDITIONING COACH

Taylor Portman joins Wilmington's staff as the strength & conditioning coach, after serving in the same role with Idaho Falls during the second half of last season. He earned his bachelor's degree in exercise science from Appalachian State in 2016, and obtained a master's degree in sport science and coach education from East Tennessee State University in 2019. In between, he worked as a strength and conditioning coach for Milligan College from 2016-18 and at the Olympic Training Center from 2018-19.

KC

WILMINGTON BLUE ROCKS

2019 CAROLINA LEAGUE CHAMPIONS





LEXINGTON LEGENDS
SOUTH ATLANTIC LEAGUE (A),
SOUTHERN DIVISION



Whitaker Bank Ballpark (6,994)

207 Legends Lane • Lexington, KY 40505
(859) 252-4487 • (859) 252-0747 • FAX

Press Box: (859) 422-7880

2019 Results: 68-70 overall, South Atlantic League champions; 1st (1st half), 5th (2nd half)

President & Chief Operating Officer: Andy Shea

Executive Vice President/GM: Gary Durbin

Media Relations Director: Sara Bosso

Website: www.lexingtonlegends.com



BROOKS CONRAD

MANAGER

Brooks Conrad returns for his second season as manager with Lexington, after leading the Legends to their second straight South Atlantic League title in 2019. He joined the Royals' organization as first base coach at Burlington in 2017, before serving as manager there in 2018. His coaching career follows a playing career in which he played parts of six seasons in the Majors with Oakland (2008), Atlanta (2009-11), Milwaukee (2012), Tampa Bay (2012) and San Diego (2014). He was selected in the eighth round of the 2001 Draft by Houston,

where he played seven seasons in the minors before making his Major League debut with Oakland. The infielder also played a season (2013) in Japan for the Hanshin Tigers, and played for the Mets' Triple-A affiliate in 2015. Conrad and his wife, Jessie, reside in Gilbert, Ariz., with children: Jax, Reese, Tate and Britt.



CARLOS MARTINEZ

PITCHING COACH

Carlos Martinez, in his 24th season in the Royals' organization, will serve as Lexington's pitching coach, after working in the same role with Burlington for the previous eight seasons. He began his coaching career with the Royals at Salcedo in November 2001 and coached in the Dominican Republic through 2006 before moving to Surprise for the 2007-08 seasons. Martinez coached at Idaho Falls in 2009 and at Class-A Burlington in 2010 before returning to Surprise in 2011. Martinez, a left-handed pitcher, played four seasons

in the Royals' organization from 1997-2000 at Salcedo, Gulf Coast and Spokane. Martinez and his wife, Maria, have a son, Mathew, and a daughter, Natalia. They reside in Surprise, Ariz.



JESUS AZUAJE

HITTING COACH

Jesus Azuaje returns for his fourth season as Lexington's hitting coach, after serving in the same role at Burlington from 2015-16. He served as Latin America field coordinator for the Dodgers in 2014 and held the same role with Seattle in 2012. Azuaje coached for six years with the Mariners, including two seasons as manager of the Arizona Mariners and the 2009 season as hitting coach at Class-A Clinton. He played for Cardenales de Lara in the Venezuelan Winter League for 13 seasons and has coached the team for the last nine. Azuaje was an

Appalachian League All-Star in 1993 with Cleveland and a Double-A All-Star in 1999 with the Brewers. He resides in Buckeye, Ariz., with wife, Glenis. They have two sons, Jesus Alberto and Samuel Alexander.



GLENN HUBBARD

BENCH COACH

Glenn Hubbard is the bench coach at Lexington for a seventh straight season. Before serving as the Royals' infield coordinator from 2011-14, Hubbard spent 21 seasons coaching in the Atlanta organization, including 12 seasons as the Braves' first base coach under manager Bobby Cox. Prior to joining the Major League staff in 1999, Hubbard coached at Bradenton (1990), Macon (1991-92, 1994 and 1998) and Richmond (1993, 1995-97). A 1975 draft pick of the Braves, Hubbard played in the Majors for Atlanta from 1978-87. He concluded

his playing career with Oakland, playing on an AL pennant winner in 1988 and the World Series champion team in 1989. The 1983 NL All-Star tied a Major League record for second baseman with 12 assists in a game on April 14, 1985. Hubbard, who was born at Hahn AFB in Germany, attended high school in Utah and was inducted into the Utah Athletic Hall of Fame in 2001. He resides in Stone Mountain, Ga., with his wife, Lynn. They have three sons: Jeremy, Matthew and Daniel.

KC

JASON GOLDSTEIN

DEVELOPMENT COACH

Jason Goldstein joins the Legends as a first-year development coach, after playing three years in the minors with Seattle and Oakland from 2016–18. He was drafted by the Mariners in the ninth round out of the University of Illinois in 2016, after earning a bachelor's degree in industrial engineering. He resides in Chicago, Ill.



KC

GAVIN GROSH

CERTIFIED ATHLETIC TRAINER

Gavin Grosh returns for his fourth season with the Royals, and first with Lexington, after spending the previous three years in Arizona. He previously worked five seasons with the New York Mets. Grosh also spent four seasons working Winter League Baseball in Venezuela with Leones del Caracas (2013-2014, 2016-2017) and one season in Puerto Rico with Gigantes de Carolina (2015). He graduated from Indiana University with a bachelor's degree in kinesiology, working with numerous athletic teams throughout his four years in the program. He also worked as a graduate assistant athletic trainer at IPFW, working primarily with the women's soccer and tennis teams. He resides in Goodyear, Ariz. during the offseason.



KC

TONY CARNEY

STRENGTH & CONDITIONING COACH

Tony Carney joins the Royals for his first year as the Lexington affiliate strength and conditioning coach. Previously, Carney has worked in collegiate strength & conditioning at: Ball State University, North Carolina State University, the University of Richmond, and the College of William & Mary. He received his Master's degree in Sports Performance from the University of Ball State in 2016 and holds certifications thorough the NSCA (CSCS) and USAW. Carney originally hails from Youngstown Ohio.

KC

LEXINGTON LEGENDS

2019 SOUTH ATLANTIC LEAGUE CHAMPIONS



Photo Credit: Lexington Legends



IDAHO FALLS CHUKARS

PIONEER LEAGUE (ROOKIE), SOUTH DIVISION

**Melaleuca Field (3,400)**

900 Jim Garchow Way • Idaho Falls, ID 83402

(208) 522-8363 • (208) 522-9858 - FAX

Press Box: (208) 612-5010**2019 Results:** 34-41 overall, Pioneer League champions;

1st (1st half), 4th (2nd half)

President/GM: Kevin Greene**Vice President:** Paul Henderson**Assistant GM:** Josh Michalsen**Website:** www.ifchukars.com

OMAR RAMIREZ

MANAGER

Omar Ramirez enters his 12th season in the Royals' organization and his third as manager in Idaho Falls, after leading the Chukars to the Pioneer League championship in 2019. He previously managed at Burlington (2017), Lexington (2015-16) and Idaho Falls (2012-14) and was the Chukars' hitting coach in 2011, the same role he had at Burlington (N.C.) in 2008 and Burlington (Iowa) from 2009-10. Ramirez, the Indians' 31st-round pick in 1990 out of Hill Junior College in Texas, played outfield for eight seasons in the minors with

the Indians and Astros before playing in the Mexican League from 2002-07. Ramirez resides in his hometown of Santiago, Dominican Republic, with his wife, Betty.



CLAYTON MORTENSEN

PITCHING COACH

Clayton Mortensen enters his second season as Idaho Falls pitching coach. A first-round pick by St. Louis in 2007 out of Gonzaga University, Mortensen had a five-year Major League career with the Cardinals (2009), Oakland (2009-10), Colorado (2011) and Boston (2012-13). He pitched in the Royals' organization from 2013-17, mostly at Omaha (AAA). Clayton and his wife Janna, are proud parents to Miles and Harper. Together they founded "Smiles For Miles" a non-profit organization in honor of their late son Miles, benefitting children battling cancer.



CHRIS NELSON

HITTING COACH

Chris Nelson enters his third season in the Royals' organization and first as the full-time hitting coach at Idaho Falls. He previously coached at Northwest Arkansas and Omaha. Nelson resides in Lawrenceville, Ga. with his wife, Brittany and two kids: son, Christopher (5) and daughter, Bella Rose (2).



NELSON LIRIANO

BENCH COACH

Nelson Liriano enters his first season as bench coach for Idaho Falls, after serving in that role with Northwest Arkansas last season. He's entering his 19th season in the Royals' organization, including roles as hitting coach at Burlington (2014, '18), Surprise (2015-17), Wilmington (2007-08) and Wichita (2002-05). He also served as manager at Burlington (2009-11) and was a coach for the Arizona Royals and Idaho Falls Chukars in 2006. Before that, he managed the Rockies' Dominican Summer League team for the

2000-01 seasons. Liriano played for 11 Major League seasons including part of the 1991 season with the Royals, making his Major League debut in 1987 with Toronto. He also played for Colorado (1993-94, 1998), Pittsburgh (1995-96) and the Dodgers (1997) as well as in Japan and Mexico in 1999. Liriano resides in Puerto Plata, Dominican Republic, with his wife, Milvia, and their four children: Cindy, Jesse, Minelly and Minelia.



SABURO HAGIHARA

CERTIFIED ATHLETIC TRAINER

Saburo Hagihara enters his first season as Idaho Falls' trainer after serving in the same role with Wilmington (2019), Lexington (2017-18), Burlington (2013-16) and Surprise (2010-12). Prior to joining the Royals, he worked as an athletic trainer for Ohlone College and two high schools in the California Bay Area. Hagihara earned his bachelor's degree in exercise science from State University of New York at Cortland, and completed his master's degree in kinesiology at San Jose State University. He was born and raised in Tokyo, Japan

and now resides in Surprise, Ariz.



C.J. MIKKELSEN

CERTIFIED ATHLETIC TRAINER

C.J. Mikkelsen will serve as Idaho Falls' strength & conditioning coach, after graduating in December 2019 with a master's degree in sports physiology from Texas A&M University, where he also worked as a sports performance graduate intern. Mikkelsen earned his bachelor's degree in exercise and wellness from Arizona State University in 2016. He resides in Phoenix, Ariz.



IDAHO FALLS

2019 PIONEER LEAGUE CHAMPIONS



Photo Credit: Kevin Johnson/Ogden Raptors

**Burlington Athletic Stadium (3,000)**

1450 Graham St. • Burlington, NC 27217
(336) 222-0223 • (336) 226-2498 - FAX

2019 Results: 39-29, 2nd in East Division

General Manager: TBA

Assistant GM: Taylor Cockerille

Website: www.burlingtonroyals.com

**TONY PENA JR.**

MANAGER

Tony Pena Jr., whose father managed the Royals from 2002-05, will serve as Omaha's bench coach, before assuming managerial duties for the Burlington Royals when the Appalachian League season begins in June. Pena Jr. managed at Surprise from 2018-19 following an 18-year playing career, including four seasons in the Majors with Atlanta (2006) and Kansas City (2007-09). He last played affiliated ball with the White Sox's Triple-A team in 2013, but has also played in the Mexican League (2014-17) and Dominican Winter League (2011-17). Pena Jr. has four children: Tony (13), Sophia (8), Kimberly (6) and Valentina (5).

17). Pena Jr. has four children: Tony (13), Sophia (8), Kimberly (6) and Valentina (5).

**JOHN HABYAN**

PITCHING COACH

John Habyan joins the organization as pitching coach of the B-Royals, after serving as the pitching coach at Hofstra University from 2015-18. Habyan was a third-round pick by Baltimore in 1982, and pitched in the Majors for 11 seasons from 1985-96 with Baltimore (1985-88), the New York Yankees (1990-93), Kansas City (1993), St. Louis (1994-95), California (1995) and Colorado (1996). Following his days as a player, he led the baseball program at St. John the Baptist Diocesan High School (N.Y.) from 1998-2015. Habyan lives in Nesconset, N.Y. with his wife, Bonnie and daughter, Holly.

lives in Nesconset, N.Y. with his wife, Bonnie and daughter, Holly.

**RAMON CASTRO**

PITCHING COACH

Ramon Castro will be Burlington's hitting coach in 2020 after serving in that role with Surprise from 2018-19. He was an infielder during his playing days, spending 18 years in the minors with Atlanta, Oakland, Washington and San Francisco (1997-2014), making his Major League debut with the A's in 2004. He graduated from Universidad Católica Andrés Bello in Venezuela. Castro resides in Benguisineto, Venezuela during the offseason with his wife, Maribel and children, Alexander and Alejandro.

**BRAD GROLEAU**

CERTIFIED ATHLETIC TRAINER

Brad Groleau is entering his second year in the Royals' organization as the trainer at Burlington. He previously served as a graduate assistant athletic trainer at the University of Nebraska Omaha from 2017-19. He has a master's degree in exercise science from Nebraska Omaha, and a bachelor's degree in athletic training from McKendree University. Groleau also was an intern athletic trainer with the Omaha Storm Chasers from 2017-18. He resides in Peru, Ill.

**JOEY MANANA**

STRENGTH & CONDITIONING COACH

Joey Manana is Burlington's strength & conditioning coach for the 2020 season, after filling a similar role with Surprise and Lexington last season. He earned his bachelor's degree in applied exercise science from Springfield College, and is currently completing his master's in strength & conditioning at Concordia University. Manana resides in Middletown, N.J.



SURPRISE ROYALS

ARIZONA LEAGUE (ROOKIE), WEST DIVISION

Surprise Stadium (10,714)

15946 N. Bullard Ave. • Surprise, AZ 85374
(623) 266-8015 • (623) 226-8012 - FAX

Press Box: (623) 266-2330

2019 Results: 33-23 overall; 3rd (1st half); 2nd (2nd half)

Operations Manager: Nick Leto



MIGUEL BERNARD

MANAGER

Miguel Bernard will manage Surprise in 2020, his eighth season in the Royals' organization and first in this role. He spent the previous seven seasons with the Royals' Dominican Academy, including as the catching coach in 2019, the manager from 2016-18 and as a coach from 2013-15. Bernard joined the Royals after six years in the Toronto organization, where he served as a scout and as manager for the Blue Jays' Dominican squad (2010-12).

Rene Francisco, Kansas City's Vice President/Assistant General Manager of Major League and International Operations, was one of two Braves scouts who first signed Bernard in 1997. The catcher played in the Atlanta organization through 2005, reaching Triple-A. Bernard resides in San Pedro de Macoris, Dominican Republic.



MARK DAVIS

PITCHING COACH

Mark Davis enters his 15th year in the organization and fifth straight with Surprise, where he previously coached from 2006-10 and 2012-13. Davis was the pitching coach at Idaho Falls in 2014 and was the minor league pitching coordinator in 2011. He coached from 1999-2005 in the Arizona Diamondbacks' organization, including 2003-05 on the Major League staff, the final year and a half as the pitching coach. Davis pitched for 16 seasons in the Majors, including two and a half years with the Royals from 1990-92. He recorded 44

saves in 1989 for the San Diego Padres en route to being named the National League Cy Young Award winner. The 2009 Dick Howser Award winner resides in Scottsdale, Ariz., with his wife, Candy. They have two married daughters, Taylor Steege (Trevor) and Madison Lytle (she and her husband Casey are grads of the University of Kansas). They also have two sons, Logan (who is married to Kendra), a former infielder who played in the Royals' minor league system from 2013-15, and CJ, a former collegiate basketball player. They have five grandchildren: Brantley, Brooklyn, Houston, Callaway and Scarlett.



ANDRE DAVID

HITTING COACH

Andre David begins his 22nd season in the Royals' organization as the hitting coach in Surprise, a role he previously held in 2018 and from 2010-12. He served as the organization's roving hitting coach last season, and has been a hitting coach in recent seasons at Burlington (2017) and Idaho Falls (2015-16). David was the Royals' Major League hitting coach from May 30, 2005 to May 1, 2006 and the assistant hitting coach from October 24, 2012 to May 30, 2013. He also served as the minor league hitting coordinator from 2001-05 and 2007-09.

He joined the organization as a manager with the Gulf Coast Royals from 1998-2000. David, an eighth-round pick by Minnesota in 1980, played 10 seasons in the minor leagues and spent parts of 1984 and 1986 in the Majors with the Twins. He resides in Surprise, Ariz., with his wife, Lisa, and their daughters, Brittany and Tanner.



WILLIE AIKENS

BENCH COACH

Willie Aikens enters his ninth season at Surprise, including 2015-19 and 2011-13. He also coached at Idaho Falls in 2014. Aikens played for the Royals from 1980-1983, batting .282 with 77 home runs and 297 RBI in 511 games. The eight-year Major Leaguer also played for the Angels (1977, 1979) and Blue Jays (1984-85). Aikens was at his best in the postseason for Kansas City, when he hit .400 with four home runs and eight RBI in the 1980 World Series against the Philadelphia Phillies. Aikens and his wife, Sara, reside in

Kansas City, Mo. They have three daughters.



CARLOS REYES

REHAB PITCHING COACH

Carlos Reyes is in his 12th season with the Royals and fourth straight in Surprise, after spending 2015 at Lexington. Reyes was a pitching coach in the Yankees' organization from 2005-07. He pitched professionally for 13 seasons, including eight years in the Majors with the Athletics (1994-97), Padres (1998-2000), Red Sox (1998), Phillies (2000) and Devil Rays (2003). He attended Florida Southern College before being signed by the Braves in 1991. Born in Miami, Fla., Reyes currently resides in Surprise, Ariz., with his wife, Annalee, and their five children: Quinn, Chelsea, Taylor, Cruz and Cutter.



JULIO PIMENTEL

PITCHING COACH

Julio Pimentel enters his third year in the Royals' organization and second as the pitching coach in Surprise. In 2018, he was the pitching coach for the Dominican Royals. Prior to joining the Royals' coaching staff, Pimentel played eight seasons in the minor leagues, including the 2007 on the Royals' 40-man roster, and participated in the Futures Game in 2008. He was signed as a non-drafted free agent by the Los Angeles Dodgers in 2003 out of La Romana, Dominican Republic. He makes his off season home in Wilmington, Del. with his wife, Shaina, and their three children: D'Angelo, Dominic and Dayanna.



NEVAN DOMINGUEZ

CERTIFIED ATHLETIC TRAINER

Nevan Dominguez is in his first year as Surprise's athletic trainer, after serving in that role for the Royals' Dominican Academy from 2018-19. He was the Major League athletic training intern in 2017 and also previously worked extreme sports events with the Red Bull Rampage and Red Bull Crashed Ice in 2015 and 2016. He is a 2016 graduate of the University of New Mexico in Albuquerque and resides in Rio Rancho, N.M. during the offseason.



Surprise Stadium

The Kansas City Royals maintain a strong presence in the area of scouting and player development in Latin America, the Caribbean and Asia. The Royals' International Operations is responsible for the scouting and signing of players, in addition to assisting in the development of players, by operating a state-of-the-art complex in Guerra, Santo Domingo, in the Dominican Republic.

Originally established in 1986, the Dominican Royals received a new look in 2012 with the construction of a sports complex in Guerra, 30 minutes east of Santo Domingo, to house the franchise's Dominican Republic Academy. The two-level complex houses 72 players who will participate in the Dominican Summer League each season. On-site dormitories, a full kitchen, a classroom, computer lab, conference and recreation rooms, dining facilities, and management offices help develop the players off the field, while two and a half baseball fields meeting Major League Baseball specifications prepare the players to advance within the organization. The complex is also equipped with sheltered batting cages, weight training and laundry rooms, a clubhouse and expanded bullpens.



David Glass Family Field at the Royals' Dominican complex near Santo Domingo



Housing and office facilities at Royals' Dominican complex



VICTOR BAEZ

DOMINICAN ACADEMY FIELD COORDINATOR

Victor Baez is in his 13th season in the Royals' organization as the Dominican Academy field coordinator in 2019. He had worked as a field coordinator for the Los Angeles Dodgers' Dominican complex from 2004-06. Prior to that, Baez served as a pitching coach for the Dodgers' Dominican League team from 2000-03. He also served the Dodgers as a player, scout and pitching coach at the rookie level. Baez was born in Santiago, Dominican Republic, but now resides in Santo Domingo, Dominican Republic.



FABIO HERRERA

MANAGER, INTERNATIONAL OPERATIONS

Fabio Herrera enters his third season as manager of international operations in 2019, after serving as an assistant to international operations for the previous three years. He worked as an International Scout for the Major League Scouting Bureau from 2012-14. Prior to that, Herrera worked as a baseball operations assistant for Major League Baseball in their Dominican Republic's headquarters from 2009-12. He earned a degree in industrial engineering from the Pontificia Universidad Catolica Madre y Maestra in Santo Domingo in 2009 and a master's degree in management and productivity from APEC University in Santo Domingo in 2013. Herrera resides in his native Santo Domingo, Dominican Republic, with his wife, Anna, and their son, Fabio Javier.



MASSIEL RODRIGUEZ

ASSISTANT TO DOMINICAN OPERATIONS

Massiel enters her third season as the Royals' assistant to Dominican operations, after joining the club in early 2018. She previously worked as the investigations administrative coordinator for the Major League Baseball office in Santo Domingo from 2011 to 2018. Prior to that, she served as a human resources analyst for a local call center services provider company from 2008-2011. Massiel has a Bachelor's Degree in business administration from Pontificia Universidad Catolica Madre y Maestra in Santo Domingo. She also obtained an MBA in management skills from the same university in 2018. She currently resides in her native Santo Domingo, D.R.



JORGE GUZMAN

ASSISTANT TO DOMINICAN OPERATIONS

Jorge begins his second full season as the Royals' assistant to Dominican operations. He previously served as an intern in the Royals Dominican Academy in both 2017 and 2018, assisting with the game videos, day to day operations and cultural initiatives, helping players with English and American Culture classes. Jorge graduated from North Central College in Naperville, Ill. earning his bachelor's degree in sports management. While he resides in Santo Domingo for most of the year, Jorge spends the offseason in his native Chicago, Ill.



SUSANA RICHARDSON

DOMINICAN ACADEMY ADMINISTRATIVE ASST.

Susana Richardson is going into her third season in the Royals' organization as Administrative Assistant to the Dominican Academy after joining the organization in mid-2018. Richardson previously worked as a Purchasing Coordinator in the furniture/interior design industry. She obtained a Bachelor's degree in business administration from Universidad Catolica Santo Domingo and is currently in the process of obtaining a certification in Immigration Processes. Susana resides in her native Santo Domingo, D.R.



DOMINICAN ROYALS

DOMINICAN SUMMER LEAGUE,
NORTHWEST & NORTHEAST DIVISIONS

Carretera de Guerra KM 1, La Caoba, Guerra,
Santo Domingo, Dominican Republic
(849) 936-4802

2019 Results: 41-29, 1st in DSL Northwest (Royals 1);
Dominican Summer League champions
30-41, 5th in DSL Northeast (Royals 2)



RAMON MARTINEZ

MANAGER

Ramon Martinez begins his 14th season on the Dominican Royals coaching staff and fourth as manager (also 2013, 2018-19). He previously served as the infield coach from 2007-12 and 2014-17. Martinez has also served as a part-time scout in the Dominican Republic, beginning in 2004. Martinez played nine seasons in the minor leagues with the Pirates and Marlins' organizations, and was on the Marlins' Major League roster from 1993-1995. His brother, Jose, pitched for several years, including four appearances for the San Diego Padres in 1994. Martinez resides in Villa Gonzalez, Dominican Republic.



SERGIO DE LUNA

MANAGER

Sergio De Luna enters his ninth year with the Royals Dominican Summer League team and first as manager. He joined the Royals after playing one year for the Boston Red Sox as an infielder in Rookie ball. De Luna resides in El Toro, Guerra, Dominican Republic.



RAFAEL FELIZ

PITCHING COACH

Rafael is in his third season in the Royals' organization as a Dominican pitching coach. Prior to joining the Royals, Feliz was a pitcher in the Houston Astros' organization from 2008-10. He resides in Santo Domingo, Dominican Republic with his wife, Wendy, and son, Issac.



JOSE VERAS

PITCHING COACH

Jose Veras enters his first season as pitching coach for the Dominican Summer League Royals in 2019, after spending the previous season as video intern and assistant to player development. Veras was signed as an international free agent by the Royals in 2011. He played for five seasons in the Royals minor league system as a right-handed pitcher. Jose resides in his native town of Moca, Dominican Republic with his wife Johanna.



WILSON BETEMIT

HITTING COACH

Wilson Betemit enters his third season as the Royals hitting coach at the Dominican Academy. He played 11 seasons as a third baseman, shortstop and first baseman in the Major Leagues (2001, 2004-13) with seven different teams, including the 2010-11 seasons with the Royals. Wilson was signed by the Atlanta Braves as a non-drafted free agent in 1996 out of the Dominican Republic, and made his Major League debut with the Braves in 2001. Wilson resides in Santo Domingo, Dominican Republic with his wife, Maria, and their two sons Wilson Jr. and William.

**EVARISTO LANTIGUA**

HITTING COACH

Evaristo Lantigua is in his second full season as the Royals Dominican League hitting coach, after joining the staff at the end of the 2018 season. Evaristo started his career as an outfielder in the Oakland A's organization in 1990. He played for three seasons, topping out at rookie ball. He became an assistant hitting coach with the A's Summer League team in 1994, before managing the team in 1995 and then serving as its field coordinator from 1996-2006. He then worked for the San Diego Padres as their Dominican field coordinator from 2007-16. He served as a hitting coach for the DSL Houston Astros in 2016. Evaristo resides in Santo Domingo with his wife, Maria and their children: Jonas, Dolphy and Nagelly.

**ONIL JOSEPH**

OUTFIELD COACH

Onil Joseph enters his 12th season with the Dominican Royals and his first year (second stint) as the outfield coach, after serving as manager in 2019. He previously served as the hitting coach (2016-18) and outfield coach (2009-15). He played eight seasons in the minor leagues, including the 2007 season in the Royals' organization. The right-handed hitter originally signed as a non-drafted free agent with the Braves in 2000. Joseph stole 146 bases over his career. He and his wife, Noemi, reside in San Pedro de Macoris, Dominican Republic.

**QUILVIO VERAS**

BUNTING & BASE-RUNNING COACH

Veras is in his third season as the Dominican Royals' bunting and base running coach, after serving from 2008-11 as the Royals' minor league bunting and base running coordinator. Veras played seven seasons in the Majors from 1995-2001 with the Marlins (1995-96), Padres (1997-99) and Braves (2000-01), and led the National League with 56 stolen bases as a rookie in 1995. He originally signed with the New York Mets as an undrafted free agent in 1989. He resides in Santo Domingo, Dominican Republic with his wife, Odalis, and three children: Quilvio Alberto, Mariene and Kamil.

**FERNANDO MARTINEZ**

ASSISTANT COACH

Fernando Martinez is in his first year with the Royals' organization as assistant coach for the Dominican Summer League Royals. He played for five seasons as an outfielder in the Major leagues (2009-2013) with the Mets and Astros. Martinez was signed as an international free agent out of his native Dominican Republic in 2005 by the New York Mets and made his Major League debut with them in 2009. He was also a member of the Spain National Team participating in the WBC Qualifier in 2013. Martinez was the MVP of the 2010 Caribbean World Series played in Margarita, Venezuela. His playing experience also includes stints in the minors with the Yankees, as well as two years in Mexico and a playing tour in Japan as a member of Team Europe. Fernando resides in Santo Domingo, D.R. and has four children: Merianne, Gael, Greyson and Miranda.

**JESUS ATENCIO**

ASSISTANT COACH

Jesus Atencio enters his first season as assistant coach for the Dominican Summer League Royals in 2019. Atencio was signed as an international free agent by the Royals in 2012 out of Venezuela. He played for seven seasons in the Royals minor league system as a catcher. In the offseason, Jesus resides in his native town of Barquisimeto, Venezuela.

**KAZUMA FUKUZUMI**

HEAD ATHLETIC TRAINER

Kazuma Fukuzumi is in his second year with the Royals' organization and his first as head trainer for the Dominican Summer League Royals, after spending the previous season as Assistant Athletic Trainer for the DSL Royals and as a Minor League athletic trainer intern for the Northwest Arkansas Naturals in 2018. Fukuzumi earned his bachelor's of science in athletic training from State University of New York at Cortland. He has previous experience as a massage therapist in his native Japan. Kazuma was born in Osaka, Japan.



35 COMBINED LEAGUE CHAMPIONSHIPS

- current affiliates in bold

Affiliate Name	Years	Location	Class	League	Championships
Corning Royals	1968-69	Corning, N.Y.	A	New York-Penn	-
Dubuque Royals	1968	Dubuque, Iowa	A	Midwest	-
Hi-Toms	1968-69	High Point, N.C.	A	Carolina	1968
Sarasota Royals	1968, 72-78, 82-87	Sarasota, Fla.	R	Florida Instructional	-
*Omaha Royals	1969-98, 2002-10	Omaha, Neb.	AAA	American Assoc., Pacific Coast	1969, 70, 78, 90
Waterloo Hawks	1969-70	Waterloo, Iowa	A	Midwest	-
Waterloo Royals	1971-76	Waterloo, Iowa	A	Midwest	1975, 76
Winnipeg Goldeyes	1969	Winnipeg, Canada	A	Northern	-
Kingsport Royals	1969-73	Kingsport, Tenn.	R	Appalachian	1973
@Arizona Royals	1969, 2003-07	Phx, Surprise, Ariz.	R	Arizona	2003
Florida Royals	1969, 71, 81-84	Sarasota/Ft. Myers, Fla.	R	Florida Instructional/Gulf Coast	1971
Elmira Pioneers	1970-71	Elmira, N.Y.	AA	Eastern	1971
San Jose Royal-Bees	1970-74	San Jose, Calif.	A	California	-
Billings Mustangs	1970-73	Billings, Mont.	R	Pioneer	1973
Academy Royals	1971, 74	Sarasota, Fla.	R	Gulf Coast	1971
Academy Royals	1971	Sarasota, Fla.	R	Florida Instructional	-
Jacksonville Suns	1972-83	Jacksonville, Fla.	AA	Southern	-
Daytona Islanders	1977	Daytona Beach, Fla.	A	Florida State	-
Fort Myers Royals	1978-87	Fort Myers, Fla.	A	Florida State	1985
Sarasota Blues	1979-81	Sarasota, Fla.	R	Gulf Coast	-
Sarasota Golds	1979-81	Sarasota, Fla.	R	Gulf Coast	-
Charleston Royals	1980-84	Charleston, S.C.	A	South Atlantic	-
Butte Copper Kings	1982-83	Butte, Mont.	R	Pioneer	-
Memphis Chicks	1984-94	Memphis, Tenn.	AA	Southern	1991
^Eugene Emeralds	1984-94	Eugene, Ore.	A	Northwest	-
Appleton Foxes	1987-92	Appleton, Wis.	A	Midwest	-
Virginia Generals	1988	Hampton, Va.	A	Carolina	-
#Baseball City Royals	1988-92	Haines City, Fla.	A	Florida State	-
#Boardwalk Royals	1988-89	Haines City, Fla.	R	Gulf Coast	-
Salcedo Royals	1989-2006	Salcedo, D.R.	R	Summer Dominican	-
%Gulf Coast Royals	1990-2002	Davenport, Fla.	R	Gulf Coast	1992, 95
Wilmington Blue Rocks	1993-2004, 07-current	Wilmington, Del.	A	Carolina	1994, 96, 98, 99, 2019
Rockford Royals	1993-94	Rockford, Ill.	A	Midwest	-
Wichita Wranglers	1995-2007	Wichita, Kan.	AA	Texas	1999
Sultans of Springfield	1995	Springfield, Ill.	A	Midwest	-
Spokane Indians	1995-2002	Spokane, Was.	A	Northwest	1999
Lansing Lugnuts	1996-98	Lansing, Mich.	A	Midwest	1997
Omaha Golden Spikes	1999-2001	Omaha, Neb.	AAA	Pacific Coast	-
Charleston Alley Cats	1999-2000	Charleston, W. Va.	A	South Atlantic	-
Burlington Bees	1986, 2001-10	Burlington, Iowa	A	Midwest	2008
Idaho Falls Chukars	2004-current	Idaho Falls, Idaho	R	Pioneer	2013, 19
High Desert Mavericks	2005-06	Adelanto, Calif.	A	California	-
Burlington Royals	2007-current	Burlington, N.C.	R	Appalachian	-
Dominican Royals	2007-current	La Caoba Guerra	R	Summer Dominican	2019
NW Arkansas Naturals	2008-current	Springdale, Ark.	AA	Texas	2010
Surprise Royals	2008-13, current	Surprise, Ariz.	R	Arizona	-
Kane County Cougars	2011-12	Geneva, Ill.	A	Midwest	-
Omaha Storm Chasers	2011-current	Omaha, Neb.	AAA	Pacific Coast League	2011, 13, 14
Lexington Legends	2013-current	Lexington, Ky.	A	South Atlantic League	2018, 19

* - Entered Pacific Coast League in 1998, renamed Golden Spikes from 1999-2001, became the Storm Chasers for the 2011 season

@ - the Royals had two Arizona rookie squads in 2003, became Surprise Royals in 2008

- Spent 1989 in Baseball City, FL

^ - Was classified as a Rookie team in 1984-85

% - Ft. Myers, Florida from 1993-98

SHARE THE GAME WITH THE NEXT GENERATION

GET INVOLVED AT **PLAYBALL.org** AND FOLLOW **@PLAYBALL**



(*Led league, + Tied for league lead, # Combined stats led league)

ACEVEDO, RANDY MANUEL**RHP****HT:** 6-1; **WT:** 155; **BATS:** Right; **THROWS:** Right**BORN:** March 14, 1997 in Pimentel, D.R.**RESIDES:** San Francisco de Macoris, D.R.**OPENING DAY AGE:** 23**SIGNED BY:** Edis Perez, Fausto Morel**ACQUIRED:** Signed as an international free agent, July 4, 2014**CAREER NOTES:** **2016:** Ranked second in the Dominican Summer League with a 0.99 ERA...**2017:** Recorded his first career complete game (7.0 IP) in his last start of the season on Aug. 30 vs. the AZL Giants.

Year	Club	W-L	ERA	G	GS	CG	SHO	SV	IP	H	R	ER	HR	HB	BB	SO	WP	BK
2015	Dominican Royals	3-5	3.15	14	11	0	0	1	60.0	54	25	21	2	8	14	28	8	1
2016	Dominican Royals	3-0	0.99	12	12	0	0	0	63.1	49	10	7	0	6	9	31	2	0
2017	Surprise (R)	4-3	3.13	8	2	1	0	0	37.1	36	19	13	2	7	13	22	7	0
	Idaho Falls (R)	0-0	6.63	5	0	0	0	1	19.0	36	17	14	0	1	6	8	0	1
2018	Burlington (R)	0-2	6.67	5	4	0	0	0	27.0	40	24	20	0	2	8	13	1	0
2019	Surprise (R)	1-2	3.48	7	7	0	0	0	20.2	22	8	8	1	0	3	21	0	0
Minor League Totals		11-12	3.29	51	36	1	0	2	227.1	237	103	83	5	24	53	123	18	2

ADAMS, DERRICK**LHP****HT:** 6-3; **WT:** 215; **BATS:** Left; **THROWS:** Left**BORN:** March 8, 1997 in Decatur, Ala.**RESIDES:** Jacksonville, Ala.**OPENING DAY AGE:** 23**SIGNED BY:** Nick Hamilton**ACQUIRED:** Selected in the 27th round of the 2018 First-Year Player Draft**CAREER NOTES:** **2015:** Graduated from Austin High School (Ala.), where he was named team MVP as a junior and senior...had a .350 batting average and 2.04 ERA in his high school career...**2017:** Earned All-Ohio Valley Conference Second Team honors after recording career highs in innings (85.2) and strikeouts (94)...had a 1.90 ERA with 25 strikeouts in 28.1 innings across 14 appearances with Falmouth in the Cape Cod League...**2018:** Named preseason All-Ohio Valley Conference before making 15 starts as a junior at Jacksonville State...**2019:** Named Idaho Falls Pitcher of the Year after posting a 2.54 ERA in a team-high-tying 18 relief appearances, and did not allow a home run over 46.0 innings in the hitter-friendly Pioneer League...earned the series-clinching win in Game 3 of the first round of the Pioneer League playoffs and in Game 3 of the Championship series en route to Idaho Falls' first title since 2013.

Year	Club	W-L	ERA	G	GS	CG	SHO	SV	IP	H	R	ER	HR	HB	BB	SO	WP	BK
2019	Idaho Falls (R)	2-1	2.54	18	0	0	0	4	46.0	50	18	13	0	0	11	45	3	0

ADVINCOLA, YEUDI**INF****HT:** 6-1; **WT:** 170; **BATS:** Right; **THROWS:** Right**BORN:** Oct. 9, 2001 in San Cristobal, D.R.**RESIDES:** San Cristobal, D.R.**OPENING DAY AGE:** 18**SIGNED BY:** Edis Perez**ACQUIRED:** Signed as an international free agent, July 5, 2019

Year	Club	AVG	G	AB	R	H	2B	3B	HR	RBI	SH	SF	HP	BB	SO	SB	CS	E
(2020 will be his first year in professional baseball)																		

ALCANTARA, ADRIAN**RHP****HT:** 6-1; **WT:** 178; **BATS:** Right; **THROWS:** Right**BORN:** Aug. 29, 1999 in Santo Domingo, D.R.**RESIDES:** Santo Domingo, D.R.**OPENING DAY AGE:** 20**SIGNED BY:** Edis Perez**ACQUIRED:** Signed as an international free agent, March 6, 2017**CAREER NOTES:** **2017:** Tied for the team lead with three saves, including a 3.1-scoreless-inning save on Aug. 5 at DSL Astros Blue, in which he struck out a career-high seven of 12 batters faced, allowing just one hit and one walk...**2019:** Named Burlington Pitcher of the Year after recording a 2.47 ERA with a .152 opponents' average in 12 appearances (10 starts) with the B-Royals...allowed one earned run or fewer in seven of his 10 starts with Burlington, including his first start on June 20, in which he pitched 5.0 no-hit innings in a 10-2 win at Bristol en route to earning Appalachian League Pitcher of the Week honors...in his first season stateside, Alcantara was one of four Burlington pitchers to be named to the Appalachian League postseason All-Star team, and was also named a *Baseball America* Rookie All-Star.

Year	Club	W-L	ERA	G	GS	CG	SHO	SV	IP	H	R	ER	HR	HB	BB	SO	WP	BK
2017	Dominican Royals	3-2	2.38	13	0	0	0	3	34.0	24	12	9	1	3	14	33	8	0
2018	Surprise (R)	1-1	6.04	12	7	0	0	0	44.2	49	32	30	4	4	30	33	4	2
2019	Burlington (R)	2-4	2.47	12	10	0	0	0	51.0	27	17	14	2	4	17	57	5	3
	Idaho Falls (R)	1-0	3.60	1	1	0	0	0	5.0	3	2	2	0	0	2	4	0	0
Minor League Totals		7-7	3.68	38	18	0	0	3	134.2	103	63	55	7	11	63	127	17	5

ALMONTE, JUNIOR**RHP****HT:** 6-1; **WT:** 175; **BATS:** Right; **THROWS:** Right**BORN:** April 10, 2000 in Cotui, D.R.**RESIDES:** Cotui, D.R.**OPENING DAY AGE:** 19**SIGNED BY:** Edis Perez**ACQUIRED:** Signed as an international free agent, April 5, 2018**CAREER NOTES:** 2018: Held opponents to two runs or fewer in all 11 appearances with Dominican Royals 1, including one run or fewer in six of his seven starts, including four scoreless starts.

Year	Club	W-L	ERA	G	GS	CG	SHO	SV	IP	H	R	ER	HR	HB	BB	SO	WP	BK
2018	Dominican Royals 1	2-3	1.60	11	7	0	0	0	33.2	14	8	6	0	4	16	33	4	0
	Dominican Royals 2	0-0	7.71	1	0	0	0	0	2.1	2	6	2	0	0	4	1	2	0
2019	Dominican Royals 1	2-1	7.79	10	1	0	0	0	17.1	16	15	15	0	7	11	10	5	0
	Dominican Royals 2	0-0	2.00	3	3	0	0	0	9.0	4	4	2	0	0	4	10	3	0
Minor League Totals		4-4	3.61	25	11	0	0	0	62.1	36	33	25	0	11	35	54	14	0

ANDERSON, ELLIOTT**LHP****HT:** 6-3; **WT:** 220; **BATS:** Left; **THROWS:** Left**BORN:** Sept. 27, 1997 in Cartersville, Ga.**RESIDES:** Cartersville, Ga.**OPENING DAY AGE:** 22**SIGNED BY:** Nick Hamilton**ACQUIRED:** Selected in the 23rd round of the 2019 First-Year Player Draft**CAREER NOTES:** 2016: Graduated from Cartersville High School (Ga.), where he was named team MVP and Most Valuable Pitcher as a senior...2019: Led Auburn with 26 appearances (3 starts) as a junior and recorded 63 strikeouts in 59.0 innings (9.6 K/9)...led Burlington pitchers with a 0.91 ERA in his pro debut...did not allow an earned run in 17 of his 19 appearances, including each of his first 10 outings (13.1 IP)...also recorded 3.2 scoreless innings in the Appalachian League championship series.

Year	Club	W-L	ERA	G	GS	CG	SHO	SV	IP	H	R	ER	HR	HB	BB	SO	WP	BK
2019	Burlington (R)	2-2	0.91	19	0	0	0	3	29.2	23	6	3	1	1	12	34	5	0

APLIN, RHETT**1B****HT:** 6-2; **WT:** 220; **BATS:** Left; **THROWS:** Left**BORN:** Oct. 10, 1995 in Fleming Island, Fla.**RESIDES:** Orange Park, Fla.**OPENING DAY AGE:** 24**SIGNED BY:** Jim Buckley**ACQUIRED:** Selected in the 28th round of the 2018 First-Year Player Draft**CAREER NOTES:** 2014: Graduated from Fleming Island High School (Fla.), where he was named the 7A Player of the Year as a senior...2015-16: Attended Seminole State College of Florida before transferring to Florida State University...2017: Hit .322 as a junior, his first year at Florida State...suffered a broken foot rounding first base in May, but returned to pinch-hit in the team's final game of the College World Series against LSU in June...2018: Hit .301/.440/.491 with a Florida State team-high-tying 18 doubles in 60 games...2019: Earned Pioneer League postseason All-Star honors after ranking among the league leaders in walks (1st), hits (4th), on-base percentage (.410, 5th), batting average (.502, 6th), total bases (120, 6th), OPS (.912, 7th) and RBI (42, 8th).

Year	Club	AVG	G	AB	R	H	2B	3B	HR	RBI	SH	SF	HP	BB	SO	SB	CS	E
2018	Burlington (R)	.288	39	132	17	38	4	2	0	9	0	2	2	20	28	3	1	3
	Surprise (R)	.348	12	46	6	16	2	0	0	9	0	0	2	3	10	1	0	2
2019	Idaho Falls (R)	.310	68	239	43	74	14	1	10	42	0	2	5	37	52	0	1	7
Minor League Totals		.307	119	417	66	128	20	3	10	60	0	4	9	60	90	4	2	12

AQUINO, ISMAEL**RHP****HT:** 6-2; **WT:** 170; **BATS:** Right; **THROWS:** Right**BORN:** Sept. 2, 1998 in Santo Domingo Norte, D.R.**RESIDES:** Santo Domingo Norte, D.R.**OPENING DAY AGE:** 21**SIGNED BY:** Amaury Reyes (Athletics)**ACQUIRED:** Traded from Oakland with OF Dairon Blanco to Kansas City for LHP Jake Diekman, July 27**CAREER NOTES:** 2016: Signed with Oakland as an international free agent on Dec. 19, 2016...2018: Made his stateside debut in the Arizona League, and made the jump to Triple-A for one appearance with Nashville on Sept. 1...2019: Traded with OF Dairon Blanco to Kansas City for LHP Jake Diekman on July 27...made eight appearances with Surprise, including his first career save (2.0 IP) on Aug. 23.

Year	Club	W-L	ERA	G	GS	CG	SHO	SV	IP	H	R	ER	HR	HB	BB	SO	WP	BK
2017	DSL Athletics	2-1	3.13	13	10	0	0	0	46.0	33	21	16	0	5	35	44	4	1
2018	Arizona Athletics (R)	2-2	4.54	14	11	0	0	0	33.2	29	20	17	0	3	22	37	10	0
	Nashville (AAA)	0-0	18.00	1	0	0	0	0	1.0	1	2	2	0	0	4	2	1	0
2019	Arizona A's Green (R)	1-1	4.58	10	1	0	0	0	17.2	15	15	9	0	2	11	20	7	0
	Surprise (R)	1-1	11.45	8	0	0	0	1	11.0	16	14	14	2	0	7	14	5	0
Minor League Totals		6-5	4.77	46	22	0	0	1	109.1	94	72	58	2	10	79	117	27	1

ARACENA, RICKY JR.

INF

HT: 5-8; WT: 160; BATS: Switch; THROWS: Right

BORN: Oct. 2, 1997 in San Francisco de Macoris, D.R.

RESIDES: San Francisco de Macoris, D.R.

OPENING DAY AGE: 22

SIGNED BY: Fausto Morel

ACQUIRED: Signed as an international free agent, July 3, 2014

CAREER NOTES: 2015: Rated by *Baseball America* as 16th-best prospect in the Arizona League...2017: Last played on June 26 and was placed on the 7-day IL on July 8 with a right thumb injury.

Year	Club	AVG	G	AB	R	H	2B	3B	HR	RBI	SH	SF	HP	BB	SO	SB	CS	E
2015	Surprise (R)	.294	26	109	14	32	2	2	0	9	6	0	0	2	21	8	3	13
2016	Idaho Falls (R)	.251	61	267	44	67	8	4	1	33	10	1	2	17	53	17	8	38
2017	Lexington (A)	.139	30	108	5	15	1	0	0	7	5	1	0	0	34	3	5	9
	Idaho Falls (R)	.385	6	26	10	10	1	1	2	7	1	0	0	4	5	1	0	6
2018	Lexington (A)	.261	95	303	46	79	10	0	3	40	11	4	4	21	61	17	6	16
2019	Wilmington (A+)	.198	83	257	32	51	8	1	1	13	11	2	3	21	73	12	6	10
	Lexington (R)	.231	3	13	1	3	1	0	0	0	0	0	0	1	4	0	0	0
	Surprise (R)	.333	6	21	6	7	1	0	2	9	0	0	1	4	2	1	0	0
Minor League Totals		.329	310	1,104	158	264	32	8	9	118	44	8	10	70	253	59	28	52

ARIAS, WANDER

RHP

HT: 6-4; WT: 220; BATS: Right; THROWS: Right

BORN: Nov. 3, 1999 in San Cristobal, D.R.

RESIDES: San Cristobal, D.R.

OPENING DAY AGE: 20

SIGNED BY: Edis Perez

ACQUIRED: Signed as an international free agent, July 2, 2019

Year	Club	W-L	ERA	G	GS	CG	SHO	SV	IP	H	R	ER	HR	HB	BB	SO	WP	BK
2019	Dominican Royals 1	2-0	0.90	7	3	0	0	0	20.1	11	3	2	0	1	8	22	2	0

ARTEAGA, HUMBERTO JOSE

INF

See Major League bios, pages 166-167

ASENCIO, BRYAN

OF

HT: 6-1; WT: 183; BATS: Right; THROWS: Right

BORN: Feb. 27, 2001 in Santo Domingo Centro, D.R.

RESIDES: San Cristobal, D.R.

OPENING DAY AGE: 19

SIGNED BY: Edis Perez

ACQUIRED: Signed as an international free agent, July 7, 2017

Year	Club	AVG	G	AB	R	H	2B	3B	HR	RBI	SH	SF	HP	BB	SO	SB	CS	E
2018	Dominican Royals 2	.237	19	76	11	18	5	0	2	11	0	2	1	3	20	1	0	0
	Dominican Royals 1	.228	26	79	7	18	4	0	0	2	0	0	2	8	28	3	1	0
2019	Did not pitch (Injured)																	
Minor League Totals		.232	45	155	18	36	9	0	2	13	0	2	3	11	48	4	1	0

AVILA, LUINDER

RHP

HT: 6-3; WT: 170; BATS: Right; THROWS: Right

BORN: Aug. 21, 2001 in Caracas, Venezuela

RESIDES: Caracas, Venezuela

OPENING DAY AGE: 18

SIGNED BY: Jose Figueroa & Joelvis Gonzalez

ACQUIRED: Signed as an international free agent, March 3, 2018

Year	Club	W-L	ERA	G	GS	CG	SHO	SV	IP	H	R	ER	HR	HB	BB	SO	WP	BK
2018	Dominican Royals 1	1-2	3.18	9	2	0	0	1	22.2	15	16	8	0	1	11	20	6	0
2019	Dominican Royals 2	1-2	6.41	12	2	0	0	0	26.2	25	19	19	1	6	16	22	9	1
Minor League Totals		2-4	4.93	21	4	0	0	1	49.1	40	35	27	1	7	27	42	15	1

BALLISTA, JOSE

RHP

HT: 5-10; WT: 168; BATS: Right; THROWS: Right

BORN: Sept. 4, 2000 in Valverde, D.R.

RESIDES: Valverde, D.R.

OPENING DAY AGE: 19

SIGNED BY: Fausto Morel

ACQUIRED: Signed as an international free agent, July 4, 2017

Year	Club	W-L	ERA	G	GS	CG	SHO	SV	IP	H	R	ER	HR	HB	BB	SO	WP	BK
2018	Dominican Royals 2	2-3	3.07	14	0	0	0	3	29.1	27	11	10	0	3	10	24	1	0
2019	Dominican Royals 1	2-1	2.66	15	0	0	0	5	23.2	13	7	7	0	3	8	24	1	0
Minor League Totals		4-4	2.89	29	0	0	0	8	53.0	40	18	17	0	6	18	48	2	0

BARROSO, LUIS**RHP****HT:** 6-3; **WT:** 165; **BATS:** Right; **THROWS:** Right**RESIDES:** Chiriqui, Panama**SIGNED BY:** Luis Ortiz**ACQUIRED:** Signed as an international free agent, Jan. 12, 2018**CAREER NOTES:** **2019:** Led Surprise in strikeouts and saves and ranked second on the team in innings in his first season stateside... had a 1.82 ERA (8 ER in 39.2 IP) with 45 strikeouts (10.2 K/9) over a stretch of 10 appearances from June 30-Aug. 16...recorded a career-high 10 strikeouts in 5.0 innings in his last start of the season, on Aug. 26 vs. Brewers Blue.

Year	Club	W-L	ERA	G	GS	CG	SHO	SV	IP	H	R	ER	HR	HB	BB	SO	WP	BK
2018	Dominican Royals 1	2-2	2.08	12	11	0	0	0	43.1	49	13	10	0	0	9	35	4	0
2019	Surprise (R)	3-2	3.54	14	6	0	0	3	56.0	57	22	22	5	0	9	67	4	0
Minor League Totals		5-4	2.90	26	17	0	0	3	99.1	106	38	32	5	0	18	102	8	0

BECKWITH, ANDREW**RHP****HT:** 6-0; **WT:** 180; **BATS:** Right; **THROWS:** Right**RESIDES:** Blythewood, S.C.**SIGNED BY:** Joel Matthews**ACQUIRED:** Selected in the 32nd round of the 2017 First-Year Player Draft**CAREER NOTES:** **2013:** Graduated from Blythewood High School (S.C.), where he twice earned First-Team All-State honors and led his school to a 27-7 record and a AAAA State Championship appearance as a senior...**2014:** Attended Coastal Carolina, where as a freshman he set a school Division I ERA record with a 1.33 mark in a team-high 29 appearances...**2016:** Led the NCAA in wins, going 15-1 with a 1.85 ERA in 26 appearances (10 starts)...earned three wins in three starts (two complete games) in the College World Series, posting a 0.76 ERA en route to being named the College World Series' Most Outstanding Player...**2017:** Named one of 55 players on the Golden Spikes Award Watch List in February, the annual award given to the country's top amateur player...went 1-0 with three saves and a 0.66 ERA (1 ER in 13.2 IP) over his last six appearances with Idaho Falls...**2018:** Led Royals farmhands (min. 60 IP) with a 1.75 ERA (12 ER in 61.2 IP)...**2019:** Went 2-0 with a 1.35 ERA (1 ER in 6.2 IP) in five relief appearances during Wilmington's playoff run, including wins in Game 4 of the Mills Cup Semifinals and in Game 2 of the Carolina League championship series.

Year	Club	W-L	ERA	G	GS	CG	SHO	SV	IP	H	R	ER	HR	HB	BB	SO	WP	BK
2017	Surprise (R)	0-0	10.13	3	0	0	0	0	2.2	5	3	3	0	1	2	2	0	1
	Idaho Falls (R)	1-0	2.55	13	0	0	0	4	24.2	27	7	7	0	2	8	30	3	0
2018	Wilmington (A+)	1-0	1.42	11	0	0	0	0	12.2	15	3	2	0	1	1	11	0	0
	Lexington (A)	3-1	1.84	25	0	0	0	2	49.0	33	17	10	3	4	13	43	1	0
2019	NW Arkansas (AA)	1-0	5.84	26	0	0	0	0	37.0	46	30	24	2	6	15	28	0	1
	Wilmington (A+)	3-0	1.69	9	0	0	0	2	16.0	10	4	3	0	0	5	17	1	0
Minor League Totals		9-1	3.11	87	0	0	0	8	142.0	136	64	49	5	14	44	131	5	2

BEWLEY, BRHET**INF****HT:** 5-11; **WT:** 182; **BATS:** Right; **THROWS:** Right**RESIDES:** Winchester, Calif.**SIGNED BY:** Colin Gonzales**ACQUIRED:** Selected in the 32nd round of the 2018 First-Year Player Draft**CAREER NOTES:** **2015:** Graduated from Chaparral High School (Calif.)...**2017:** Finished his sophomore season at the University of San Diego with a 17-game on-base streak...**2018:** Led San Diego with eight HR and 44 RBI as a junior and hit .291 in 55 games.

Year	Club	AVG	G	AB	R	H	2B	3B	HR	RBI	SH	SF	HP	BB	SO	SB	CS	E
2018	Burlington (R)	.285	46	151	25	43	12	1	11	1	1	1	2	27	34	7	1	7
	Surprise (R)	.357	8	14	4	5	0	0	0	1	2	0	0	6	5	0	1	0
2019	Lexington (A)	.252	60	202	25	51	6	1	1	17	8	1	2	31	55	1	4	7
Minor League Totals		.270	114	367	54	99	18	2	2	29	11	2	4	64	94	8	6	14

BIASI, DANTE**LHP****HT:** 6-0; **WT:** 205; **BATS:** Left; **THROWS:** Left**RESIDES:** Hazleton, Penn.**SIGNED BY:** Mike Farrell**ACQUIRED:** Selected in the sixth round of the 2019 First-Year Player Draft**CAREER NOTES:** **2016:** Graduated from Hazleton High School (Penn.) and was selected by the Chicago Cubs in the 22nd round of the First-Year Player Draft, but did not sign...**2017:** Missed his freshman season at Penn State due to injury, but was Academic All-Big Ten...**2019:** Recorded a 2.55 ERA (21 ER in 74.0 IP) in 14 games as a junior with 102 strikeouts (12.4 K/9) and .196 opponents' average...struck out 13 and 12 in back-to-back starts from March 15-23, the first of which came in a season-high 7.0 innings...his brother, Sal, was selected by Kansas City in the 11th round of the 2017 Draft, also out of Penn State, but was acquired by Milwaukee in August 2018 in a minor league trade.

Year	Club	W-L	ERA	G	GS	CG	SHO	SV	IP	H	R	ER	HR	HB	BB	SO	WP	BK
2019	Burlington (R)	1-0	2.50	7	0	0	0	0	18.0	13	5	5	3	1	3	24	0	0

BORN: Sept. 7, 1998 in Chiriqui, Panama**OPENING DAY AGE:** 21**BORN:** March 22, 1995 in Blythewood, S.C.**OPENING DAY AGE:** 25**BORN:** Jan. 30, 1997 in Temecula, Calif.**OPENING DAY AGE:** 23**BORN:** Dec. 4, 1997 in Hazleton, Penn.**OPENING DAY AGE:** 22

BLANCO LAMADRID, DAIRON

OF

HT: 6-0; WT: 190; BATS: Right; THROWS: Right
RESIDES: Cotui, D.R.

BORN: April 26, 1993 in Camaguey, Cuba
OPENING DAY AGE: 26

SIGNED BY: Raymond Abreu (Athletics)

ACQUIRED: Traded to Kansas City with RHP Ismael Aquino from Oakland for LHP Jake Diekman, July 27, 2019

CAREER NOTES: **2012-15:** Hit .301 in 318 games over four seasons in the Cuban National Series...**2017:** Signed by the Oakland Athletics as an international free agent on Dec. 18, 2017...**2018:** In his first season in the A's organization, he ranked third among Oakland farmhands in triples and tied for sixth in stolen bases...was the MVP of the Carolina League All-Star game with four hits, including a double and a home run...**2019:** Acquired by Kansas City with RHP Ismael Aquino on July 27 for LHP Jake Diekman...at the time of the trade, he led Midland in hits, total bases, RBI and stolen bases and was a Texas League midseason All-Star...named MiLB.com Oakland Organization All-Star.

Year	Club	AVG	G	AB	R	H	2B	3B	HR	RBI	SH	SF	HP	BB	SO	SB	CS	E
2018	Stockton (A+)	.291	82	313	39	91	13	10	1	37	0	5	2	25	66	22	2	1
2019	Midland (AA)	.276	78	301	57	83	13	12	7	44	1	1	2	29	95	27	7	2
	NW Arkansas (AA)	.230	32	126	10	29	7	1	0	5	0	0	1	8	42	6	6	1
Minor League Totals		.274	192	740	106	203	33	23	8	86	1	6	5	62	203	55	15	4

BORGES, MEIVER

C

HT: 5-10; WT: 165; BATS: Right; THROWS: Right
RESIDES: Distrito Capital, Venezuela

BORN: Oct. 12, 2002 in Distrito Capital, Venezuela
OPENING DAY AGE: 17

SIGNED BY: Alberto Garcia & Joelvis Gonzalez

ACQUIRED: Signed as an international free agent, July 10, 2019

Year	Club	AVG	G	AB	R	H	2B	3B	HR	RBI	SH	SF	HP	BB	SO	SB	CS	E
(2020 will be his first year in professional baseball)																		

BOWLAN, JONATHAN

RHP

HT: 6-6; WT: 262; BATS: Right; THROWS: Right
RESIDES: Arlington, Tenn.

BORN: Dec. 1, 1996 in Arlington, Tenn.
OPENING DAY AGE: 23

SIGNED BY: Travis Ezi

ACQUIRED: Selected in the second round of the 2018 First-Year Player Draft

CAREER NOTES: **2015:** Graduated from Bartlett High School (Tenn.), where he was named Male Athlete of the Year as a senior...**2018:** Posted a 3.71 ERA (35 ER in 85 IP) with 104 strikeouts in 14 starts for the University of Memphis as a junior...struck out a school-record and a 2018 Division I-best 18 batters in a complete game win (2 ER in 9.0 IP) at South Florida on April 28...**2019:** Threw the second no-hitter in Wilmington history on July 15, recording nine strikeouts and no walks on 98 pitches (63 strikes)...the lone base runner reached on a throwing error in the second inning...the historic outing earned him Carolina League Pitcher of the Week honors...ranked among Royals minor league leaders in wins (tied for 2nd), strikeouts (3rd), innings (5th) and starts (tied for 8th)...named a South Atlantic League midseason All-Star...his father, Mark, threw the lone perfect game in the history of the University of Memphis and pitched for two seasons in the Cardinals' organization.

Year	Club	W-L	ERA	G	GS	CG	SHO	SV	IP	H	R	ER	HR	HB	BB	SO	WP	BK
2018	Idaho Falls (R)	1-4	6.94	9	9	0	0	0	35.0	51	30	27	6	0	9	23	0	0
2019	Wilmington (A+)	5-3	2.95	13	12	1	1	0	76.1	66	25	25	5	0	13	76	2	0
	Lexington (A)	6-2	3.36	13	11	0	0	1	69.2	55	30	26	4	8	10	74	3	1
Minor League Totals		12-9	3.90	35	32	1	1	1	181.0	172	85	78	15	8	32	173	5	1

BRENTZ, JACOB

LHP

HT: 6-2; WT: 195; BATS: Left; THROWS: Left
RESIDES: Ballwin, Mo.

BORN: Sept. 14, 1994 in Ballwin, Mo.
OPENING DAY AGE: 25

SIGNED BY: Darin Vaughan (Blue Jays)

ACQUIRED: Signed as a minor league free agent, Aug. 20, 2019

CAREER NOTES: **2013:** Selected by Toronto in the 11th round of the First-Year Player Draft out of Parkway South High School (Mo.)...**2015:** Traded to Seattle with LHP Rob Rasmussen and LHP Nick Wells from Toronto for RHP Mark Lowe, July 31...**2016:** Traded to Pittsburgh with RHP Pedro Vazquez from Seattle on Sept. 1 to complete the Aug. 6 trade for Arquemedes Caminero...**2017:** Earned Florida State League midseason All-Star honors during his first full season in the Pirates' organization...**2019:** Released by the Pirates on Aug. 16 and signed with Kansas City as a minor league free agent on Aug. 20.

Year	Club	W-L	ERA	G	GS	CG	SHO	SV	IP	H	R	ER	HR	HB	BB	SO	WP	BK
2013	GCL Blue Jays	0-0	10.57	9	0	0	0	0	7.2	5	9	9	1	2	12	8	1	3
2014	GCL Blue Jays	1-3	4.08	12	6	0	0	2	39.2	30	21	18	1	3	26	34	7	1
	Everett (A)	1-1	3.86	5	4	0	0	1	14.0	9	7	6	0	1	8	14	3	0
	Bluefield (R)	0-1	4.09	6	6	0	0	0	22.0	25	13	10	2	3	11	16	0	1
2016	Tacoma (AAA)	0-0	16.20	2	0	0	0	0	1.2	2	4	3	0	1	2	1	1	0
	Clinton (A)	3-1	4.35	8	0	0	0	0	10.1	7	5	5	0	1	6	14	3	0
	Everett (A)	1-1	5.08	10	7	0	0	0	33.2	34	22	19	3	5	28	35	3	0
2017	Altoona (AA)	0-1	5.79	14	0	0	0	0	14.0	7	9	9	3	2	15	16	2	0
	Bradenton (A+)	1-2	3.81	19	0	0	0	2	26.0	23	13	11	0	0	9	33	3	2
2018	Altoona (AA)	0-1	13.50	12	0	0	0	0	11.1	12	19	17	1	0	21	15	1	0
	Bradenton (A+)	0-0	8.02	19	0	0	0	0	21.1	25	20	19	1	0	18	30	5	0
2019	Indianapolis (AAA)	1-0	5.55	27	0	0	0	8	35.2	42	24	22	4	2	23	41	2	0
	Altoona (AA)	0-1	0.77	9	0	0	0	0	11.2	6	1	1	0	1	3	13	0	0
	NW Arkansas (AA)	0-0	3.38	5	0	0	0	0	5.1	6	2	2	1	0	2	5	0	0
Minor League Totals		8-12	5.34	157	23	0	0	13	254.1	233	169	151	17	21	184	275	31	7

BRETON, FRAICY**LHP**

HT: 6-3; **WT:** 196; **BATS:** Left; **THROWS:** Left
RESIDES: Santo Domingo Este, D.R.
SIGNED BY: Edis Perez
ACQUIRED: Signed as an international free agent, June 14, 2018

BORN: June 10, 2001 in Santo Domingo Centro, D.R.
OPENING DAY AGE: 18

Year	Club	W-L	ERA	G	GS	CG	SHO	SV	IP	H	R	ER	HR	HB	BB	SO	WP	BK
2018	Dominican Royals 2	0-2	5.63	8	5	0	0	0	24.0	25	18	15	2	1	11	18	4	0
2019	Dominican Royals 1	0-0	7.71	5	0	0	0	0	14.0	15	14	12	0	2	9	8	6	0
	Dominican Royals 2	1-2	4.58	7	3	0	0	0	17.2	16	10	9	1	2	11	20	3	1
Minor League Totals		1-4	5.82	20	8	0	0	0	55.2	56	42	36	3	5	31	46	13	1

BRITO, ANGEL**RHP**

HT: 6-2; **WT:** 165; **BATS:** Right; **THROWS:** Right
RESIDES: Santo Domingo, D.R.
SIGNED BY: Fausto Morel
ACQUIRED: Signed as an international free agent, Feb. 20, 2019

BORN: March 11, 2001 in Santo Domingo, D.R.
OPENING DAY AGE: 19

Year	Club	W-L	ERA	G	GS	CG	SHO	SV	IP	H	R	ER	HR	HB	BB	SO	WP	BK
2019	Dominican Royals 1	2-2	4.63	5	1	0	0	0	11.2	8	7	6	0	3	6	6	2	0
	Dominican Royals 2	1-1	2.78	6	4	0	0	0	22.2	20	9	7	0	3	6	9	3	0
Minor League Totals		3-3	3.41	11	5	0	0	0	34.1	28	16	13	0	6	12	15	5	0

BROUGHTON, JOSH**RHP**

HT: 6-3; **WT:** 175; **BATS:** Right; **THROWS:** Right
RESIDES: Callahan, Fla.
SIGNED BY: Will Howard

BORN: July 22, 1997 in Jacksonville, Fla.
OPENING DAY AGE: 22

ACQUIRED: Selected in the 25th round of the 2019 First-Year Player Draft
CAREER NOTES: 2015: Graduated from Trinity Christian Academy (Fla.)...2018: Attended Elon College (N.C.)...2019: Transferred to Valdosta State, where he earned All-Gulf South Conference first team honors and tied for the conference lead in hits...batted .357 (79-221) with 57 RBI and 13 stolen bases in 55 games at the plate, and pitched to a 3.86 ERA in nine appearances on the mound...he was drafted by Kansas City as a pitcher...he's the son of former NFL player Curtis Marsh Sr., and the brother of Curtis Marsh Jr. and Cassius Marsh, both of whom have also played in the NFL.

Year	Club	W-L	ERA	G	GS	CG	SHO	SV	IP	H	R	ER	HR	HB	BB	SO	WP	BK
2019	Surprise (R)	0-0	9.53	6	0	0	0	1	5.2	8	6	6	1	0	1	5	5	0

BRYANT, NOAH**RHP**

HT: 6-3; **WT:** 200; **BATS:** Right; **THROWS:** Right
RESIDES: Camilia, Ga.
SIGNED BY: Nick Hamilton

BORN: Oct. 15, 1998 in Bainbridge, Ga.
OPENING DAY AGE: 21

ACQUIRED: Selected in the 17th round of the 2018 First-Year Player Draft
CAREER NOTES: 2017: Graduated from Bainbridge High School (Ga.)...committed to the University of North Georgia, but transferred to Georgia Highlands instead.

Year	Club	W-L	ERA	G	GS	CG	SHO	SV	IP	H	R	ER	HR	HB	BB	SO	WP	BK
2018	Surprise (R)	1-1	4.80	13	0	0	0	0	15.0	14	8	8	1	1	18	11	5	0
2019	Burlington (R)	1-0	3.38	4	0	0	0	0	5.1	4	6	2	0	3	7	3	1	0
	Idaho Falls (R)	0-0	0.00	1	0	0	0	1	1.0	0	0	0	0	0	2	0	1	0
Minor League Totals		2-1	4.22	18	0	0	0	1	21.1	18	14	10	1	4	27	14	7	0

BUBIC, KRIS**LHP**

See Major League bios, page 168

BUCK, DONAVIN**RHP**

HT: 6-6; **WT:** 240; **BATS:** Right; **THROWS:** Right
RESIDES: Yuma, Ariz.
SIGNED BY: Matt Price

BORN: April 25, 1996 in Brawley, Calif.
OPENING DAY AGE: 23

ACQUIRED: Signed as an international free agent, June 18, 2019
CAREER NOTES: 2015: Graduated from Brawley Union High School (Calif.), where he was a four-year letterwinner in football, a two-time Defensive Player of the Year and a two-time All-League Offensive first team selection...earned All-League honors as a senior and was named Most Valuable Player...2016-17: Attended Trinidad State Junior College...2018-19: Transferred to the University of Arkansas at Little Rock, where he recorded eight saves in 25 appearances as a senior...had 20.0 consecutive scoreless innings before his final outing.

Year	Club	W-L	ERA	G	GS	CG	SHO	SV	IP	H	R	ER	HR	HB	BB	SO	WP	BK
2019	Burlington (R)	1-0	2.73	15	0	0	0	0	26.1	18	8	8	2	2	10	25	1	0
	Surprise (R)	0-0	0.00	1	0	0	0	0	1.2	2	0	0	0	0	0	1	1	0
Minor League Totals		1-0	2.57	16	0	0	0	0	28.0	20	8	8	2	2	10	26	2	0

BURT, DAWON JAMARCUS NORMAN (D.J.)**INF****HT:** 5-9; **WT:** 160; **BATS:** Right; **THROWS:** Right**BORN:** Oct. 13, 1995 in Raleigh, N.C.**RESIDES:** Fuquay-Varina, N.C.**OPENING DAY AGE:** 24**SIGNED BY:** Casey Fahy**ACQUIRED:** Selected in the fourth round of the 2014 First-Year Player Draft

CAREER NOTES: **2014:** Graduated from Fuquay-Varina High School (N.C.), where he hit .423 as a senior...committed to Marianna Chipola Junior College (Fla.) before signing with the Royals...**2015:** Ranked among Pioneer League leaders in sacrifice hits (first), runs and walks (third) and triples (tied for third) in his first full season...reached safely in 59 of his 62 starts with Idaho Falls, including his last 54 starts...ended the season on an 11-game hitting streak...**2016:** Ranked tied for second in the South Atlantic League in stolen bases and fourth in runs...**2017:** Limited to 103 games after missing the last month of the season with a left wrist injury...still ranked fifth in the Carolina League with 32 stolen bases, one shy of Amalani Fukofuka for most among Royals farmhands...**2018:** Ranked among Carolina League leaders in: sacrifice hits (1st), runs (4th), tripled (tied for 4th), on-base percentage (.367, 5th) and batting average (8th)...earned league midseason and postseason All-Star honors for the first time in his career...played 39 games for Melbourne in the Australian Baseball League and hit .338/.437/.466 (45-for-133) with a league-leading 18 stolen bases and ranked seventh in batting average...**2019:** Named a Texas League midseason All-Star and ranked fifth in the league in stolen bases...played in 16 games for Melbourne in the Australian Baseball League and hit .338 (22-for-65).

Year	Club	AVG	G	AB	R	H	2B	3B	HR	RBI	SH	SF	HP	BB	SO	SB	CS	E
2014	Burlington (R)	.215	49	144	17	31	1	0	2	9	0	1	3	15	25	7	3	7
2015	Idaho Falls (R)	.290	65	248	56	72	6	8	1	28	*10	2	3	40	58	20	7	18
2016	Lexington (A)	.257	125	474	74	122	16	5	4	59	5	5	7	51	108	43	17	20
2017	Wilmington (A+)	.227	103	365	52	83	19	5	0	29	7	4	5	64	101	32	13	15
2018	Wilmington (A+)	.280	111	410	72	115	14	7	3	46	+12	5	0	59	98	*32	10	11
2019	NW Arkansas (AA)	.226	80	257	24	58	7	2	3	13	6	3	1	29	66	26	10	11
Minor League Totals		.253	533	1,898	295	481	63	27	13	184	40	20	19	258	456	160	60	82

CABRERA, DAURY**RHP****HT:** 6-4; **WT:** 190; **BATS:** Right; **THROWS:** Right**BORN:** Oct. 23, 2000 in Santiago, D.R.**RESIDES:** Santiago, D.R.**OPENING DAY AGE:** 19**SIGNED BY:** Fausto Morel**ACQUIRED:** Signed as an international free agent, April 6, 2018

CAREER NOTES: **2018:** Five of his nine starts were scoreless, including three straight from July 11-23, in which he held opponents to a .180 average (9-for-50) in 15.0 scoreless innings, earning Royals 2 Pitcher of the Month honors for July.

Year	Club	W-L	ERA	G	GS	CG	SHO	SV	IP	H	R	ER	HR	HB	BB	SO	WP	BK
2018	Dominican Royals 1	3-0	0.87	4	0	0	0	0	10.1	5	4	1	0	1	4	6	2	1
	Dominican Royals 2	2-2	1.23	9	9	0	0	0	44.0	32	9	6	0	2	6	30	4	1
2019	Dominican Royals 1	0-1	6.89	6	2	0	0	0	15.2	23	17	12	3	1	9	10	1	0
	Dominican Royals 2	1-3	3.12	7	7	0	0	0	26.0	21	11	9	1	3	7	19	8	1
Minor League Totals		6-6	2.63	26	18	0	0	0	96.0	81	41	26	4	7	26	65	15	3

CABRERA, ROVALDIS**LHP****HT:** 5-10; **WT:** 176; **BATS:** Left; **THROWS:** Left**BORN:** Nov. 22, 1999 in Santiago de los Caballeros, D.R.**RESIDES:** Santiago de los Caballeros, D.R.**OPENING DAY AGE:** 20**SIGNED BY:** Fausto Morel**ACQUIRED:** Signed as an international free agent, July 8, 2016

CAREER NOTES: **2017:** Held opponents to one earned run or less in each of his first six career starts, posting a 1.61 ERA (5 ER in 28 IP) during that stretch with 22 strikeouts and just three walks...**2018:** Made his first four starts with Royals 2, where he recorded 23 strikeouts and just one walk in 19.0 innings (10.9 K/9, 0.5 BB/9).

Year	Club	W-L	ERA	G	GS	CG	SHO	SV	IP	H	R	ER	HR	HB	BB	SO	WP	BK
2017	Dominican Royals	1-1	2.21	9	8	0	0	0	36.2	38	13	9	1	1	4	26	3	1
2018	Dominican Royals 2	0-0	1.89	4	4	0	0	0	19.0	12	4	4	1	0	1	23	1	0
	Dominican Royals 1	0-2	2.36	9	5	0	0	2	34.1	31	12	9	0	1	8	29	2	0
2019	Surprise (R)	4-1	3.86	12	2	0	0	0	37.1	34	16	16	5	3	14	38	2	0
Minor League Totals		5-4	2.69	34	19	0	0	2	127.1	115	45	38	7	5	27	116	8	1

CALDERON, JUNIOR**INF****HT:** 6-0; **WT:** 175; **BATS:** Right; **THROWS:** Right**BORN:** Dec. 9, 2001 in Santo Domingo Centro, D.R.**RESIDES:** Santo Domingo, D.R.**OPENING DAY AGE:** 18**SIGNED BY:** Edis Perez**ACQUIRED:** Signed as an international free agent, Oct. 19, 2018

Year	Club	AVG	G	AB	R	H	2B	3B	HR	RBI	SH	SF	HP	BB	SO	SB	CS	E
2019	Dominican Royals 1	.251	56	179	34	45	10	2	3	23	0	2	2	32	30	5	4	19

CAMARGO, CESAR**RHP****HT:** 6-1; **WT:** 195; **BATS:** Right; **THROWS:** Right**BORN:** July 21, 1999 in Bolivar, Venezuela**RESIDES:** Bolivar, Venezuela**OPENING DAY AGE:** 20**SIGNED BY:** Joelvis Gonzalez & Alberto Garcia**ACQUIRED:** Signed as an international free agent, Jan. 28, 2018**CAREER NOTES:** **2019:** Made just one appearance due to a season-ending injury in June.

Year	Club	W-L	ERA	G	GS	CG	SHO	SV	IP	H	R	ER	HR	HB	BB	SO	WP	BK
2018	Dominican Royals 1	0-1	6.75	13	2	0	0	0	17.1	18	13	13	1	2	19	13	4	0
2019	Dominican Royals 2	0-0	0.00	1	0	0	0	0	0.1	0	0	0	0	0	1	1	1	0
Minor League Totals		0-1	6.62	14	2	0	0	0	17.2	18	13	13	1	2	20	14	5	0

CAMARILLO, GARY

OF

HT: 6-1; WT: 157; BATS: Right; THROWS: Right

RESIDES: Santa Barbara de Zulía, Venezuela

SIGNED BY: Jose Gualdron & Rene Francisco

ACQUIRED: Signed as an international free agent, Sept. 7, 2017

BORN: July 5, 2001 in Santa Barbara de Zulía, Venezuela

OPENING DAY AGE: 18

Year	Club	AVG	G	AB	R	H	2B	3B	HR	RBI	SH	SF	HP	BB	SO	SB	CS	E
2018	Dominican Royals 1	.265	55	189	22	50	6	2	1	16	0	1	3	11	43	8	7	0
2019	Surprise (R)	.275	14	51	9	14	0	1	1	7	0	1	0	6	12	2	0	0
Minor League Totals		.267	69	240	31	64	6	3	2	23	0	2	3	17	55	10	7	0

CANCELO, GABRIEL OCTAVIO

INF

See Major League bios, page 169

CANDELARIO, WILMIN

INF

HT: 5-11; WT: 165; BATS: Switch; THROWS: Right

RESIDES: Bani, D.R.

SIGNED BY: Edis Perez

ACQUIRED: Signed as an international free agent, July 4, 2018

CAREER NOTES: 2019: Won Dominican Royals 2 Player of the Year in his professional debut, leading the team with 58 hits while starting 47 of his 49 games at shortstop...he turned 22 double plays on defense and ranked tied for fourth in the league with eight triples and had 11 steals, one shy of the team lead.

BORN: Sept. 11, 2001 in Bani, D.R.

OPENING DAY AGE: 18

Year	Club	AVG	G	AB	R	H	2B	3B	HR	RBI	SH	SF	HP	BB	SO	SB	CS	E
2019	Dominican Royals 2	.315	49	184	33	58	7	8	4	27	1	2	3	23	62	11	11	26

CAPELLAN, DELVIN

RHP

HT: 6-1; WT: 167; BATS: Right; THROWS: Right

RESIDES: Los Capellanes, D.R.

SIGNED BY: Fausto Morel

ACQUIRED: Signed as an international free agent, July 6, 2016

CAREER NOTES: 2017: Named Dominican Royals Pitcher of the Year in his first professional season...posted a 0.48 ERA (3 ER in 56 IP), the best single-season mark (min. 50 IP) among farmhands in the 49-year history of the Royals' organization...nine of his 12 starts were scoreless, including his last six...ended the season with a 27-inning scoreless streak...2019: Led the B-Royals in starts and innings.

BORN: Dec. 6, 1998 in Guayubin, D.R.

OPENING DAY AGE: 21

Year	Club	W-L	ERA	G	GS	CG	SHO	SV	IP	H	R	ER	HR	HB	BB	SO	WP	BK
2017	Dominican Royals	3-2	0.48	12	12	0	0	0	56.0	32	4	3	1	0	3	48	4	0
2018	Surprise (R)	1-5	5.24	13	8	0	0	0	55.0	68	36	32	8	3	11	61	0	0
2019	Burlington (R)	4-2	4.99	12	12	0	0	0	52.1	53	31	29	7	6	14	53	1	1
Minor League Totals		8-9	3.53	37	32	0	0	0	163.1	153	71	64	16	9	28	162	5	1

CAPPS, HOLDEN

LHP

HT: 6-2; WT: 195; BATS: Right; THROWS: Left

RESIDES: Lawton, Okla.

SIGNED BY: Chad Lee

ACQUIRED: Selected in the eighth round of the 2017 First-Year Player Draft

CAREER NOTES: 2013: Graduated from Lawton High School (Okla.), where he earned All-District, All-Area and All-State honors as a senior...2014-15: Attended Redlands Community College in El Reno, Okla....2016: Transferred to UNC Charlotte...2017: Transferred to University of Central Oklahoma, where he led the Broncoes to the postseason for the first time since 2006...named Pioneer League midseason All-Star in his professional debut...2018: Recorded the best strikeout-to-walk ratio (6.90) among Royals farmhands (min. 60 IP).

BORN: March 24, 1995 in Lawton, Okla.

OPENING DAY AGE: 25

Year	Club	W-L	ERA	G	GS	CG	SHO	SV	IP	H	R	ER	HR	HB	BB	SO	WP	BK
2017	Surprise (R)	0-1	3.00	4	2	0	0	0	12.0	12	6	4	0	0	4	11	4	0
	Idaho Falls (R)	1-3	5.49	9	9	0	0	0	41.0	52	33	25	2	4	15	34	6	0
2018	Lexington (A)	1-1	2.98	24	4	0	0	2	63.1	68	28	21	5	3	10	69	4	0
2019	NW Arkansas (AA)	0-2	5.11	14	0	0	0	0	12.1	21	9	7	1	0	6	9	0	0
	Wilmington (A+)	3-2	1.83	25	0	0	0	1	39.1	39	14	8	1	3	7	46	3	1
Minor League Totals		5-9	3.48	76	15	0	0	3	168.0	192	90	65	9	10	42	169	17	1

CARRASCO, DENNICHER

INF

HT: 5-11; WT: 195; BATS: Right; THROWS: Right

RESIDES: Santo Domingo, D.R.

SIGNED BY: Edis Perez

ACQUIRED: Signed as an international free agent, Nov. 16, 2015

CAREER NOTES: 2016: Led his team in home runs and walks...2017: Ranked third in the Appalachian League with 118 total bases...also led his team in doubles, home runs and RBI...2018: Missed more than three weeks from April 21-May 13 with an ankle injury, and was placed on the disabled list again on July 14 with a thumb injury, ending his season...2019: Led the Blue Rocks in RBI during the regular season in homered twice during the postseason, both coming in series-clinching games: Game 4 of the Mills Cup Semifinals and Game 5 of the Carolina League championship.

BORN: Oct. 12, 1995 in Santo Domingo Centro, D.R.

OPENING DAY AGE: 24

Year	Club	AVG	G	AB	R	H	2B	3B	HR	RBI	SH	SF	HP	BB	SO	SB	CS	E
2016	Dominican Royals	.263	63	224	43	59	11	0	7	26	0	2	4	33	42	5	3	4
2017	Burlington (R)	.288	61	236	34	68	14	3	10	41	0	5	2	12	38	1	0	9
2018	Lexington (A)	.250	62	232	34	58	9	1	10	30	0	1	4	11	58	2	3	20
2019	Wilmington (A+)	.246	120	411	47	101	29	2	9	58	1	4	1	34	127	7	4	17
Minor League Totals		.259	306	1,103	158	286	63	6	36	155	1	12	11	90	265	15	10	50

CARVAJAL, JEAN

INF

HT: 5-10; WT: 153; BATS: Right; THROWS: Right

BORN: Dec. 8, 2000 in Mao, D.R.

RESIDES: Mao, D.R.

OPENING DAY AGE: 19

SIGNED BY: Edis Perez

ACQUIRED: Signed as an international free agent, July 5, 2017

Year	Club	AVG	G	AB	R	H	2B	3B	HR	RBI	SH	SF	HP	BB	SO	SB	CS	E
2018	Dominican Royals 2	.189	10	37	5	7	0	1	0	1	0	0	1	7	14	1	1	4
	Dominican Royals 1	.156	40	96	13	15	3	0	0	4	0	2	4	12	41	8	9	11
2019	Dominican Royals 2	.255	17	55	15	14	1	1	1	5	0	0	4	9	21	8	2	3
	Dominican Royals 1	.207	43	92	12	19	5	1	0	6	1	0	2	10	33	7	2	5
Minor League Totals		.194	110	278	44	54	9	3	1	16	1	2	11	38	108	23	14	23

CASTELLANO, ANGELO ALFONSO

INF

HT: 6-0; WT: 165; BATS: Right; THROWS: Right

BORN: Jan. 13, 1995 in San Diego, Venezuela

RESIDES: San Diego, Venezuela

OPENING DAY AGE: 25

SIGNED BY: Alberto Garcia, Richard Castro, Orlando Estevez

ACQUIRED: Signed as an international free agent, July 16, 2011

CAREER NOTES: 2013: Dominican Royals Player of the Year...2016: Struck out once every 10.50 plate appearances, the fifth-best rate in the Pioneer League...made starts at second base (36), shortstop (15) and third base (13)...2017: Hit eight home runs in 433 at-bats (54.1 AB/HR) after hitting just two HR in his previous 957 at-bats (478.5 AB/HR).

Year	Club	AVG	G	AB	R	H	2B	3B	HR	RBI	SH	SF	HP	BB	SO	SB	CS	E
2012	Dominican Royals	.248	52	153	19	38	3	1	0	10	11	1	4	25	19	4	6	9
2013	Dominican Royals	.265	67	223	25	59	8	1	0	25	5	1	3	30	25	9	5	10
2014	Burlington (R)	.183	42	115	11	21	6	0	0	8	3	2	2	6	15	4	0	1
2015	Burlington (R)	.230	58	213	24	49	4	2	0	17	9	1	3	13	26	2	2	9
	Lexington (A)	.125	4	16	1	2	0	0	0	1	0	0	1	0	1	0	0	0
2016	Idaho Falls (R)	.283	64	237	50	67	10	4	2	47	5	4	6	21	26	11	5	17
2017	Lexington (A)	.245	116	433	63	106	14	2	8	43	6	3	3	51	81	19	10	12
2018	Wilmington (A+)	.221	120	375	39	83	16	2	2	36	9	6	4	35	81	12	9	21
2019	NW Arkansas (AA)	.217	72	217	19	47	8	1	5	21	11	1	3	22	57	6	3	6
	Wilmington (A+)	.190	25	63	4	12	3	1	0	5	2	1	3	7	12	4	2	6
Minor League Totals		.237	620	2,045	255	484	72	14	17	213	61	20	32	210	343	71	42	91

CASTILLO, EMILIO

LHP

HT: 5-10; WT: 150; BATS: Left; THROWS: Left

BORN: Oct. 18, 2002 in Santiago, D.R.

RESIDES: Santiago, D.R.

OPENING DAY AGE: 17

SIGNED BY: Fausto Morel

ACQUIRED: Signed as an international free agent, July 4, 2019

Year	Club	W-L	ERA	G	GS	CG	SHO	SV	IP	H	R	ER	HR	HB	BB	SO	WP	BK
(2020 will be his first year in professional baseball)																		

CASTILLO, MARINO

OF

HT: 5-11; WT: 150; BATS: Left; THROWS: Right

BORN: Oct. 13, 2002 in Bolivar, Venezuela

RESIDES: Bolivar, Venezuela

OPENING DAY AGE: 17

SIGNED BY: Edgarluis Fuentes & Joelvis Gonzalez

ACQUIRED: Signed as an international free agent, July 10, 2019

Year	Club	AVG	G	AB	R	H	2B	3B	HR	RBI	SH	SF	HP	BB	SO	SB	CS	E
(2020 will be his first year in professional baseball)																		

CATANO, JOSE

LHP

HT: 6-3; WT: 180; BATS: Left; THROWS: Left

BORN: June 10, 2001 in San Pedro de Macoris, D.R.

RESIDES: San Pedro de Macoris, D.R.

OPENING DAY AGE: 18

SIGNED BY: Rafael Vasquez

ACQUIRED: Signed as an international free agent, June 14, 2019

Year	Club	W-L	ERA	G	GS	CG	SHO	SV	IP	H	R	ER	HR	HB	BB	SO	WP	BK
2019	Dominican Royals 2	0-1	4.50	6	0	0	0	0	10.0	14	7	5	1	2	6	17	2	2

CELADO, JORGE

INF

HT: 6-0; WT: 163; BATS: Right; THROWS: Right

BORN: Jan. 14, 2003 in Peravia, D.R.

RESIDES: Peravia, D.R.

OPENING DAY AGE: 17

SIGNED BY: Fausto Morel

ACQUIRED: Signed as an international free agent, July 4, 2019

Year	Club	AVG	G	AB	R	H	2B	3B	HR	RBI	SH	SF	HP	BB	SO	SB	CS	E
(2020 will be his first year in professional baseball)																		

CEPEDA, LUIS

LHP

HT: 6-1; WT: 160; BATS: Left; THROWS: Left

BORN: Oct. 12, 2000 in Santiago, D.R.

RESIDES: Santiago, D.R.

OPENING DAY AGE: 19

SIGNED BY: Fausto Morel

ACQUIRED: Signed as an international free agent, July 4, 2017

CAREER NOTES: **2019:** Named Dominican Royals 2 Pitcher of the Year, going a combined 5-3 with a 2.37 ERA and 61 strikeouts (11.1 K/9) and just six walks (1.1 BB/9) in 12 starts between both Dominican League teams...started a team-high three games for the Royals 1 during their championship run, in which he pitched to a 2.31 ERA (3 ER in 11.2 IP) with 15 strikeouts, including 4.1 scoreless innings in the title-clinching game.

Year	Club	W-L	ERA	G	GS	CG	SHO	SV	IP	H	R	ER	HR	HB	BB	SO	WP	BK
2018	Dominican Royals 1	1-0	1.98	10	6	0	0	0	27.1	25	6	6	1	0	9	31	0	0
2019	Dominican Royals 2	2-1	2.01	5	5	0	0	0	22.1	20	10	5	2	2	1	27	3	0
	Dominican Royals 1	3-2	2.67	7	7	0	0	0	27.0	22	9	8	2	0	5	34	3	0
Minor League Totals		6-3	2.23	22	18	0	0	0	76.2	67	25	19	5	2	15	92	6	0

CHACON, JOSE

INF

HT: 6-0; WT: 165; BATS: Right; THROWS: Right

BORN: Nov. 29, 2002 in Distrito Capital, Venezuela

RESIDES: Distrito Capital, Venezuela

OPENING DAY AGE: 17

SIGNED BY: Alberto Garcia & Joelvis Gonzalez

ACQUIRED: Signed as an international free agent, July 10, 2019

Year	Club	AVG	G	AB	R	H	2B	3B	HR	RBI	SH	SF	HP	BB	SO	SB	CS	E
(2020 will be his first year in professional baseball)																		

CHAPMAN, TYSHAUN

RHP

HT: 6-2; WT: 205; BATS: Right; THROWS: Right

BORN: Nov. 13, 1997 in Pontiac, Mich.

RESIDES: Pontiac, Mich.

OPENING DAY AGE: 22

SIGNED BY: Mike Farrell

ACQUIRED: Signed as a non-drafted free agent, July 19, 2019

Year	Club	W-L	ERA	G	GS	CG	SHO	SV	IP	H	R	ER	HR	HB	BB	SO	WP	BK
2019	Surprise (R)	0-0	3.38	5	0	0	0	0	5.1	2	2	2	0	0	9	9	2	1

CHARLESTON, JAY

INF/OF

HT: 5-11; WT: 175; BATS: Right; THROWS: Right

BORN: April 20, 1998 in Atlanta, Ga.

RESIDES: Alpharetta, Ga.

OPENING DAY AGE: 21

SIGNED BY: Nick Hamilton

ACQUIRED: Selected in the 26th round of the 2019 First-Year Player Draft

CAREER NOTES: **2016:** Graduated from Lake Brantley High School (Fla.), where he won back-to-back District Championships in 2015-16...**2019:** Attended the University of Tennessee, where he led the Volunteers with 41 stolen bases in 45 attempts in 61 games as a junior, including going a career-best 5-for-5 in steal attempts in a win over Tennessee Tech on May 14.

Year	Club	AVG	G	AB	R	H	2B	3B	HR	RBI	SH	SF	HP	BB	SO	SB	CS	E
2019	Burlington (R)	.220	36	123	24	27	3	1	1	11	3	0	2	18	41	16	2	3

CLONEY, J.C.

LHP

HT: 6-1; WT: 226; BATS: Left; THROWS: Left

BORN: Aug. 3, 1994 in Castaic, Calif.

RESIDES: Castaic, Calif.

OPENING DAY AGE: 25

SIGNED BY: Ken Munoz

ACQUIRED: Selected in the ninth round of the 2017 First-Year Player Draft

CAREER NOTES: **2012:** Graduated from West Ranch High School (Calif.), where he earned CIF Player of the year honors as a senior...**2014:** Attended The College of the Canyons (Calif.), where he went 7-3 with a 2.36 ERA and 89 strikeouts in 87.2 innings, earning Western State Conference Pitcher of the Year honors as a freshman...**2016:** Transferred to Arizona, where he was the Opening Day starter for the Wildcats and went 8-4 with a 2.45 ERA in 110.1 innings...named to College World Series All-Tournament Team, going 2-0 in 16 scoreless innings...**2017:** Had 35 strikeouts and three walks in his pro debut (11.67 SO/BB), the second best strikeout-to-walk rate among Royals farmhands (min. 40 IP)...**2018:** Named Pioneer League Pitcher of the Year, joining Sam Selman (2012) as Royals prospects to receive the award since Idaho Falls became a Kansas City affiliate in 2004...also named Idaho Falls Pitcher of the Year after winning all nine of his starts with the Chukars, three more wins than any other pitcher in the league...promoted to Lexington in August and recorded 5.0 scoreless innings in the South Atlantic League championship-clinching Game 4 win over Lakewood...his 12 wins were tied for most among Royals farmhands.

Year	Club	W-L	ERA	G	GS	CG	SHO	SV	IP	H	R	ER	HR	HB	BB	SO	WP	BK
2017	Burlington (R)	3-1	3.77	12	7	0	0	0	43.0	44	19	18	4	1	3	35	1	0
2018	Lexington (A)	3-1	2.73	5	5	0	0	0	29.2	32	11	9	2	1	9	18	2	0
	Idaho Falls (R)	9-0	1.93	9	9	0	0	0	56.0	49	13	12	2	1	10	50	0	1
2019	NW Arkansas (AA)	2-6	3.74	22	15	0	0	1	101.0	109	52	42	13	7	26	81	1	1
	Wilmington (A+)	1-1	2.21	6	2	0	0	0	20.1	14	7	5	3	1	4	16	0	0
Minor League Totals		18-9	3.10	54	38	0	0	1	250.0	248	102	86	24	11	52	200	4	2

OF

COLE, ERIC

HT: 5-11; WT: 170; BATS: Switch; THROWS: Right

RESIDES: Southlake, Texas

SIGNED BY: Matt Price

ACQUIRED: Selected in the fourth round of the 2018 First-Year Player Draft

CAREER NOTES: 2015: Graduated from Southlake Carroll High School (Texas), where he hit .395 as a senior...2017: As a sophomore at Arkansas, his first collegiate home run was an inside-the-park shot vs. Miami (Ohio) on Feb. 19...2018: Hit .313/.407/.520 (88-for-281) with 14 HR and 52 RBI as a junior for the NCAA runner-up Razorbacks, earning Second Team All-SEC honors...went 3-for-3 with a home run, two walks, two RBI and five runs in the decisive game of an NCAA Super Regional against South Carolina...2019: Led the Legends in RBI and total bases (178) and was second in home runs...hit .294 in six postseason games, including a home run and four RBI in Lexington's Game 2 win in the South Atlantic League championship series.

BORN: Jan. 17, 1997 in Southlake, Texas

OPENING DAY AGE: 23

Year	Club	AVG	G	AB	R	H	2B	3B	HR	RBI	SH	SF	HP	BB	SO	SB	CS	E
2018	Burlington (R)	.281	42	167	19	47	11	2	1	25	0	1	2	17	27	6	0	0
2019	Lexington (A)	.240	127	466	55	112	21	6	11	71	0	5	3	62	90	7	2	2
Minor League Totals		.251	169	633	74	159	32	8	12	96	0	6	5	79	117	13	2	2

COLLINS, DARRYL

OF

HT: 6-2; WT: 185; BATS: Left; THROWS: Right

RESIDES: Bani, D.R.

SIGNED BY: Nick Leto, Rene Francisco

ACQUIRED: Signed as an international free agent, Aug. 26, 2018

CAREER NOTES: 2019: In his professional debut, he led Surprise in hits and finished second on the team in batting average and OPS (.837) and third in on-base percentage (.401)...also ranked tied for third in the Arizona League in triples.

BORN: Sept. 16, 2001 in Spijkenisse, Netherlands

OPENING DAY AGE: 18

Year	Club	AVG	G	AB	R	H	2B	3B	HR	RBI	SH	SF	HP	BB	SO	SB	CS	E
2019	Surprise (R)	.320	48	181	24	58	7	7	0	25	1	1	3	22	30	1	2	3

COLON, JOSE

RHP

HT: 6-2; WT: 182; BATS: Right; THROWS: Right

RESIDES: Monte Plata, D.R.

SIGNED BY: Nicolas Bautista

ACQUIRED: Signed as an international free agent, Nov. 28, 2019

BORN: Feb. 12, 2001 in Monte Plata, D.R.

OPENING DAY AGE: 19

Year	Club	W-L	ERA	G	GS	CG	SHO	SV	IP	H	R	ER	HR	HB	BB	SO	WP	BK
(2020 will be his first year in professional baseball)																		

CORDERO, PEDRO

RHP

HT: 6-2; WT: 170; BATS: Right; THROWS: Right

RESIDES: Santo Domingo Centro, D.R.

SIGNED BY: Edis Perez

ACQUIRED: Signed as an international free agent, July 6, 2018

BORN: Nov. 29, 2001 in Santo Domingo Centro, D.R.

OPENING DAY AGE: 18

Year	Club	W-L	ERA	G	GS	CG	SHO	SV	IP	H	R	ER	HR	HB	BB	SO	WP	BK
2019	Dominican Royals 2	1-4	6.23	13	2	0	0	0	26.0	29	28	18	1	6	18	20	7	1

CORREA, JEAN

RHP

HT: 6-1; WT: 145; BATS: Right; THROWS: Right

RESIDES: Bolivar, Venezuela

SIGNED BY: Joelvis Gonzalez

ACQUIRED: Signed as an international free agent, Oct. 14, 2017

BORN: Feb. 16, 1998 in Bolivar, Venezuela

OPENING DAY AGE: 22

Year	Club	W-L	ERA	G	GS	CG	SHO	SV	IP	H	R	ER	HR	HB	BB	SO	WP	BK
2018	Dominican Royals 2	2-0	4.50	4	0	0	0	0	6.0	6	3	3	0	1	3	6	1	0
2019	Dominican Royals 1	1-3	2.01	15	1	0	0	2	31.1	27	10	7	0	2	3	28	2	0
Minor League Totals		3-3	2.41	19	0	0	0	2	37.1	33	13	10	0	3	6	34	3	0

COSBY, CHRISTIAN

RHP

HT: 6-5; WT: 215; BATS: Right; THROWS: Right

RESIDES: Placentia, Calif.

SIGNED BY: Colin Gonzales

ACQUIRED: Selected in the 14th round of the 2018 First-Year Player Draft

CAREER NOTES: 2015: Graduated from El Dorado High School (Calif.)...2017: Hit .291 with four HR and 23 RBI in 141 at-bats as an outfielder in his sophomore season at D-III Chapman University (Calif.)...2018: Converted to pitcher as a junior and went 8-3 with a 2.91 ERA (21 ER in 65 IP) with one save and 56 strikeouts in 16 appearances (11 starts)...pitched for Duluth in the Summer Collegiate Northwoods League.

BORN: Dec. 21, 1996 in Placentia, Calif.

OPENING DAY AGE: 23

Year	Club	W-L	ERA	G	GS	CG	SHO	SV	IP	H	R	ER	HR	HB	BB	SO	WP	BK
2018	Surprise (R)	2-0	3.43	13	0	0	0	2	39.1	37	17	15	0	2	14	42	4	1
2019	Idaho Falls (R)	1-1	4.75	11	1	0	0	0	36.0	51	23	19	3	2	13	37	3	0
Minor League Totals		3-1	4.06	24	1	0	0	2	75.1	88	40	34	3	4	27	79	7	1

COX, AUSTIN

LHP

HT: 6-4; WT: 185; BATS: Left; THROWS: Left

BORN: March 28, 1997 in Macon, Ga.

RESIDES: Forsyth, Ga.

OPENING DAY AGE: 23

SIGNED BY: Jim Buckley

ACQUIRED: Selected in the fifth round of the 2018 First-Year Player Draft

CAREER NOTES: 2015: Graduated from First Presbyterian Day School (Ga.), the same school Royals prospect Richard Lovelady attended...Cox had a 2.19 ERA in his high school career and was the captain of the football team...2018: led Mercer University with 17 starts as a junior and ranked fifth in the Southern Conference with seven wins...had 124 strikeouts (12.7 K/9), the second-best rate in DI behind South Florida's Shane McClanahan, who was drafted 31st overall by Tampa Bay...had three double-digit strikeout games in his junior season, including a career-high 13 strikeouts in 5.0 innings on Feb. 23 vs. UNC Asheville...recorded 51 strikeouts in 33.1 innings in his professional debut (13.8 K/9), the best strikeout rate among Royals farmhands (min. 7 starts)...2019: Named a South Atlantic League midseason All-Star and went 5-0 over his last eight starts with Lexington, in which he had a 1.79 ERA (10 ER in 50.1 IP), including 6.1 scoreless innings of one-hit ball on May 28 at West Virginia, which earned him South Atlantic League Pitcher of the Week honors...recorded a career-high 10 strikeouts with no walks over 7.0 innings on July 23 vs. Potomac in his sixth start with Wilmington...his eight wins trailed only Brady Singer (12), Jonathan Bowlan (11) and Kris Bubic (11) among Royals farmhands...recorded 12.0 scoreless innings with 14 strikeouts and three walks over two postseason starts, including 6.0 innings of one-hit ball in a Game 4 win in the Carolina League championship series.

Year	Club	W-L	ERA	G	GS	CG	SHO	SV	IP	H	R	ER	HR	HB	BB	SO	WP	BK
2018	Burlington (R)	1-1	3.78	9	9	0	0	0	33.1	29	19	14	1	1	15	51	2	0
2019	Wilmington (A+)	3-3	2.77	11	10	0	0	0	55.1	53	19	17	6	1	16	52	4	0
	Lexington (A)	5-3	2.75	13	13	0	0	0	75.1	59	30	23	5	1	22	77	7	0
Minor League Totals		9-7	2.96	33	32	0	0	0	164.0	141	68	54	12	3	53	180	13	0

COX, BRADY

RHP

HT: 5-10; WT: 200; BATS: Right; THROWS: Right

BORN: Oct. 24, 1994 in Fort Worth, Texas

RESIDES: Fort Worth, Texas

OPENING DAY AGE: 25

SIGNED BY: Chad Lee

ACQUIRED: Selected in the 36th round of the 2017 First-Year Player Draft

Career Note: 2013: Graduated from Arlington Heights High School (Texas), where he hit .427 as a senior and was named District 7-4A MVP...2014-17: Attended the University of Texas Arlington, where he was a semifinalist for the Johnny Bench Award in 2016 and '17...2016: Led team in batting average (.365) hits (81) and on-base percentage (.427)...2017: Named preseason All-Sun Belt Conference and made starts at third base (36), catcher (16) and first base (one)...named one of 30 candidates for the prestigious Senior CLASS Award, an acronym for Celebrating Loyalty and Achievement for Staying in School...one of two Sun Belt Conference student-athletes on the list, joining Royals' 32nd-round pick, Andrew Beckwith...2019: Changed positions from catcher to pitcher and recorded a 3.72 ERA with two saves in 18 relief appearances in the hitter-friendly Pioneer League.

Year	Club	AVG	G	AB	R	H	2B	3B	HR	RBI	SH	SF	HP	BB	SO	SB	CS	E
2017	Surprise (R)	.145	23	55	14	8	0	1	1	4	0	0	6	10	16	1	0	2
2018	Idaho Falls (R)	.221	27	86	14	19	8	1	2	14	0	1	2	16	23	0	0	3
Minor League Totals		.191	50	141	28	27	8	2	3	18	0	1	8	26	39	1	0	5

Year	Club	W-L	ERA	G	GS	CG	SHO	SV	IP	H	R	ER	HR	HB	BB	SO	WP	BK
2019	Idaho Falls (R)	1-2	3.72	18	0	0	0	2	29.0	26	16	12	4	4	10	29	3	0

CRUZ, JULIO

RHP

HT: 6-0; WT: 190; BATS: Right; THROWS: Right

BORN: July 26, 2000 in San Francisco de Macoris, D.R.

RESIDES: San Francisco de Macoris, D.R.

OPENING DAY AGE: 19

SIGNED BY: Edis Perez

ACQUIRED: Signed as an international free agent, Nov. 5, 2019

Year	Club	W-L	ERA	G	GS	CG	SHO	SV	IP	H	R	ER	HR	HB	BB	SO	WP	BK
(2020 will be his first year in professional baseball)																		

CRUZ, REYMOND

OF

HT: 6-1; WT: 165; BATS: Right; THROWS: Right

BORN: April 14, 2001 in La Altagracia, D.R.

RESIDES: Santo Domingo, D.R.

OPENING DAY AGE: 18

SIGNED BY: Daniel Guerrero

ACQUIRED: Signed as an international free agent, May 14, 2019

Year	Club	AVG	G	AB	R	H	2B	3B	HR	RBI	SH	SF	HP	BB	SO	SB	CS	E
2019	Dominican Royals 1	.240	13	25	5	6	1	0	0	5	0	0	3	6	10	5	1	0
	Dominican Royals 2	.283	16	53	7	15	2	2	1	8	0	0	0	8	18	6	2	2
Minor League Totals		.269	29	78	12	21	3	2	1	13	0	0	3	14	28	11	3	2

CUEVAS, FRANDY

LHP

HT: 5-11; WT: 180; BATS: Left; THROWS: Left

BORN: Jan. 19, 2002 in Mao, D.R.

RESIDES: Mao, D.R.

OPENING DAY AGE: 18

SIGNED BY: Edis Perez

ACQUIRED: Signed as an international free agent, July 5, 2018

Year	Club	W-L	ERA	G	GS	CG	SHO	SV	IP	H	R	ER	HR	HB	BB	SO	WP	BK
2019	Dominican Royals 2	3-0	4.56	12	0	0	0	0	23.2	18	14	12	2	3	19	27	7	1

DAVENPORT, CODY

RHP

HT: 6-0; WT: 220; BATS: Right; THROWS: Right

RESIDES: Conway, Ark.

SIGNED BY: Matt Price

ACQUIRED: Selected in the 20th round of the 2019 First-Year Player Draft

CAREER NOTES: 2015: Graduated from Fayetteville High School (Ark.), where he was a two-time All-Conference and All-State selection and the Arkansas Democrat-Gazette Player of the Year as a senior...**2016-19:** Attended Central Arkansas, where he went 7-4 as a senior with a Southland Conference-leading 1.98 ERA (23 ER in 104.2 IP) in 16 outings (15 starts), including four complete games... ranked second in the conference with a .204 opponents' average and was fourth with 95 strikeouts...recorded a complete game shutout of Northwest State on May 22 with 11 strikeouts, becoming the Bears' career leader in strikeouts with 270.

BORN: July 15, 1996 in Fayetteville, Ark.

OPENING DAY AGE: 23

Year	Club	W-L	ERA	G	GS	CG	SHO	SV	IP	H	R	ER	HR	HB	BB	SO	WP	BK
2019	Idaho Falls (R)	3-3	6.11	12	0	0	0	0	28.0	36	22	19	1	1	11	34	2	0

DAVILA, GARRETT OSCAR

LHP

HT: 6-2; WT: 180; BATS: Left; THROWS: Left

RESIDES: Belmont, N.C.

SIGNED BY: Casey Fahy

ACQUIRED: Selected in the fourth round of the 2015 First-Year Player Draft

CAREER NOTES: 2015: Graduated from South Point High School (N.C.), where he finished 8-0 with a 0.11 ERA and 116 strikeouts in 64.1 innings as a senior, holding opponents scoreless over the entire season until his final appearance, a first-round state playoff victory...led South Point to Big South 2A/3A Conference title and earned Big South and Gazette Player of the Year honors...signed with Kansas City, foregoing commitment to the University of Tennessee...**2016:** Named *Baseball America* Rookie All-Star, ranking among the Appalachian League leaders in wins (tied for second), ERA (third), innings (tied for fourth) and opponents' average (.237, fifth).

BORN: Jan. 17, 1997 in Dallas, Texas

OPENING DAY AGE: 23

Year	Club	W-L	ERA	G	GS	CG	SHO	SV	IP	H	R	ER	HR	HB	BB	SO	WP	BK
2016	Burlington (R)	7-0	2.77	12	12	0	0	0	65.0	56	21	20	2	3	27	55	4	1
2017	Lexington (A)	8-8	5.08	27	21	0	0	3	125.2	127	78	71	8	18	52	92	6	1
2018	Lexington (A)	7-7	4.21	25	18	0	0	0	107.0	94	58	50	22	9	49	84	11	0
2019	Did not pitch (Injured)																	

Minor League Totals	22-15	4.26	64	51	0	0	3	297.2	277	157	141	32	30	128	231	21	2
---------------------	-------	------	----	----	---	---	---	-------	-----	-----	-----	----	----	-----	-----	----	---

DE AVILA, LUIS

LHP

HT: 5-11; WT: 160; BATS: Left; THROWS: Left

RESIDES: San Estanislao, Colombia

SIGNED BY: Rafael Miranda

ACQUIRED: Signed as an international free agent, Nov. 11, 2019

CAREER NOTES: 2017: Signed by Colorado as an international free agent, July 2...**2019:** Missed the entire season after violating the Minor League Drug Testing Program...released by Colorado, Sept. 20 and was signed by Kansas City on Nov. 11.

BORN: May 29, 2001 in Bolivar, Colombia

OPENING DAY AGE: 18

Year	Club	W-L	ERA	G	GS	CG	SHO	SV	IP	H	R	ER	HR	HB	BB	SO	WP	BK
2018	Dominican Rockies	2-2	6.16	8	7	0	0	0	30.2	31	22	21	2	4	12	27	3	0
2019	Did not play (Restricted List)																	

DE CUBA, ETHAN

OF

HT: 6-0; WT: 145; BATS: Switch; THROWS: Right

RESIDES: Oranjestad, Aruba

SIGNED BY: Edson Kelly

ACQUIRED: Signed as an international free agent, July 3, 2019

BORN: April 14, 2003 in Miami, Fla.

OPENING DAY AGE: 16

Year	Club	AVG	G	AB	R	H	2B	3B	HR	RBI	SH	SF	HP	BB	SO	SB	CS	E
(2020 will be his first year in professional baseball)																		

DE LA ROSA, LUIS

RHP

HT: 6-1; WT: 170; BATS: Right; THROWS: Right

RESIDES: Santo Domingo, D.R.

SIGNED BY: Rafael Vasquez

ACQUIRED: Signed as an international free agent, July 6, 2018

CAREER NOTES: 2019: Named Dominican Royals 1 Pitcher of the Year in his pro debut...posted a 12.1 K/9, third best among Royals farmhands (min. 10 starts), and did not allow a home run in 38.2 innings...recorded 14.0 consecutive scoreless innings from July 5-26, and seven of his 12 appearances were scoreless...started two games during the Royals 1 title run, allowing just two runs in 6.2 innings.

BORN: July 6, 2002 in Santo Domingo Centro, D.R.

OPENING DAY AGE: 17

Year	Club	W-L	ERA	G	GS	CG	SHO	SV	IP	H	R	ER	HR	HB	BB	SO	WP	BK
2019	Dominican Royals 1	2-1	2.33	12	11	0	0	0	38.2	28	10	10	0	0	7	52	5	0

DE LOS SANTOS, JASWEL

OF

HT: 6-1; WT: 175; BATS: Left; THROWS: Right

RESIDES: Santo Domingo, D.R.

SIGNED BY: Edis Perez

ACQUIRED: Signed as an international free agent, July 4, 2018

BORN: Jan. 28, 2002 in Santo Domingo, D.R.

OPENING DAY AGE: 18

Year	Club	AVG	G	AB	R	H	2B	3B	HR	RBI	SH	SF	HP	BB	SO	SB	CS	E
2019	Dominican Royals 2	.291	39	165	38	48	10	4	1	18	0	1	1	18	39	10	5	3
	Dominican Royals 1	.194	18	62	5	12	2	1	0	5	0	0	0	7	11	3	2	0
Minor League Totals		.264	57	227	43	60	12	5	1	23	0	1	1	25	50	13	7	3

DE LOS SANTOS, KELVIN

RHP

HT: 6-4; WT: 215; BATS: Right; THROWS: Right

BORN: Feb. 13, 1998 in La Vega, D.R.

RESIDES: La Vega, D.R.

OPENING DAY AGE: 22

SIGNED BY: Fausto Morel

ACQUIRED: Signed as an international free agent, July 22, 2016

Year	Club	W-L	ERA	G	GS	CG	SHO	SV	IP	H	R	ER	HR	HB	BB	SO	WP	BK
2017	Dominican Royals	1-1	5.40	9	0	0	0	0	11.2	15	7	7	0	1	7	5	3	0
2018	Dominican Royals 2	1-1	2.77	14	0	0	0	4	26.0	26	13	8	0	2	10	19	7	0
2019	Dominican Royals 2	3-1	2.70	7	0	0	0	1	13.1	13	8	4	1	0	3	14	1	1
	Dominican Royals 1	2-0	1.00	7	0	0	0	2	9.0	4	2	1	0	0	4	8	0	0
Minor League Totals		7-3	3.00	37	0	0	0	7	60.0	58	30	20	1	3	24	46	11	1

DEL ROSARIO, YEFRI

RHP

HT: 6-2; WT: 180; BATS: Right; THROWS: Right

BORN: Sept. 23, 1999 in Miches, D.R.

RESIDES: Miches, D.R.

OPENING DAY AGE: 20

SIGNED BY: Jonathan Cruz (Braves)

ACQUIRED: Signed as a minor league free agent, Dec. 5, 2017

CAREER NOTES: 2016: Signed as an international free agent with Atlanta...2017: Was one of 13 Atlanta prospects granted free agency after a Major League Baseball investigation determined the Braves circumvented the international signing guidelines...2018: Made his debut in the Royals' organization in June, and posted a 3.19 ERA with Lexington, which would have ranked ninth in the South Atlantic League if he had enough innings to qualify...went 6-0 in his last seven starts with a 1.10 ERA (5 ER in 41 IP) and .184 opponents' average, and earned Lexington's Pitcher of the Month for August...2019: Entered the season as the Royals' No. 23 prospect according to MLB.com, but did not pitch due to injury.

Year	Club	W-L	ERA	G	GS	CG	SHO	SV	IP	H	R	ER	HR	HB	BB	SO	WP	BK
2017	GCL Braves	1-1	3.90	11	6	0	0	0	32.1	37	20	14	1	2	10	29	5	4
	Dominican Braves	0-0	1.80	2	2	0	0	0	5.0	1	2	1	0	0	4	7	1	1
2018	Lexington (A)	6-5	3.19	15	15	0	0	0	79.0	69	36	28	10	2	29	72	9	1
2019	Did not pitch (Injured)																	
Minor League Totals		7-6	3.33	28	23	0	0	0	116.1	107	58	43	11	4	43	108	15	6

DIAZ, ANDRES

RHP

HT: 6-1; WT: 150; BATS: Right; THROWS: Right

BORN: July 6, 2001 in Chacao, Venezuela

RESIDES: Lecheria, Venezuela

OPENING DAY AGE: 18

SIGNED BY: Joelvis Gonzalez & Orlando Estevez

ACQUIRED: Signed as an international free agent, Nov. 14, 2017

CAREER NOTES: 2019: Led Royals 1 in innings and ERA (min. 30.0 IP), tied for the team lead in wins and ranked third in strikeouts...had a streak of 19.1 consecutive scoreless innings over parts of five starts from July 10 through Aug. 5, when an unearned run snapped the streak.

Year	Club	W-L	ERA	G	GS	CG	SHO	SV	IP	H	R	ER	HR	HB	BB	SO	WP	BK
2018	Dominican Royals 1	1-2	3.38	12	0	0	0	0	21.1	14	8	8	1	1	4	22	2	0
2019	Dominican Royals 1	3-1	1.87	13	13	0	0	0	53.0	51	20	11	1	5	6	43	6	0
Minor League Totals		4-3	2.30	25	13	0	0	0	74.1	65	28	19	2	6	10	65	8	0

DINI, NICHOLAS CARL

C

See Major League Bios, pages 170-171

DIPOTO, JONAH

RHP

HT: 6-1; WT: 225; BATS: Right; THROWS: Right

BORN: Sept. 3, 1996 in Queens, N.Y.

RESIDES: San Diego, Calif.

OPENING DAY AGE: 23

SIGNED BY: Colin Gonzales

ACQUIRED: Selected in the 35th round of the 2019 First-Year Player Draft

CAREER NOTES: 2015: Graduated in 2015 from Newport Harbor High School (Calif.), where he was a Perfect Game preseason All-America honorable mention as a senior...selected by the Angels in the 38th round of the First-Year Player Draft, but did not sign...2016-19: Attended the University of California, San Diego, where he went 3-2 with a 4.41 ERA in 18 appearances (1 start) as a senior in 2019...he is the son of Jerry Dipoto, the executive VP and GM of the Seattle Mariners...2019: Allowed three runs in his pro debut with Surprise on June 25, before recording 25.2 consecutive scoreless innings over his first 13 appearances with Burlington, a stretch in which he allowed just five hits in 83 at-bats (.060 opponents' average) and had 31 strikeouts.

Year	Club	W-L	ERA	G	GS	CG	SHO	SV	IP	H	R	ER	HR	HB	BB	SO	WP	BK
2019	Burlington (R)	1-2	0.94	16	0	0	0	4	28.2	11	6	3	0	3	11	34	0	0
	Surprise (R)	0-0	27.00	1	0	0	0	0	1.0	4	3	3	0	0	0	1	1	0
Minor League Totals		1-2	1.82	17	0	0	0	4	29.2	15	9	6	0	3	11	35	1	0

DIXON, BURLE

OF

HT: 6-5; WT: 190; BATS: Left; THROWS: Left

BORN: Oct. 15, 1998 in Sacramento, Calif.

RESIDES: Sacramento, Calif.

OPENING DAY AGE: 21

SIGNED BY: Josh Hallgren

ACQUIRED: Selected in the 18th round of the 2019 First-Year Player Draft

CAREER NOTES: 2017: Graduated from Sheldon High School (Calif.), where he hit .377 in two seasons on the varsity team...2018: Attended Cosumnes River College, where he earned first team All-Conference honors as a freshman and was an All-State honorable mention...2019: Hit .335 with 23 stolen bases in 43 games as a sophomore, with 20 of his 54 hits going for extra bases.

Year	Club	AVG	G	AB	R	H	2B	3B	HR	RBI	SH	SF	HP	BB	SO	SB	CS	E
2019	Burlington (R)	.204	48	167	23	34	6	3	3	21	1	0	3	20	62	9	4	2

DUARTE, GERMAN

C

HT: 6-0; WT: 165; BATS: Right; THROWS: Right

BORN: Oct. 30, 2002 in Sonora, Mexico

RESIDES: Sonora, Mexico

OPENING DAY AGE: 17

SIGNED BY: Manuel Samaniego & Luis Ortiz

ACQUIRED: Signed as an international free agent, July 4, 2019

Year	Club	AVG	G	AB	R	H	2B	3B	HR	RBI	SH	SF	HP	BB	SO	SB	CS	E
(2020 will be his first year in professional baseball)																		

DUNGAN, CLAY

INF

HT: 6-1; WT: 190; BATS: Left; THROWS: Right

BORN: June 2, 1996 in Muncie, Ind.

RESIDES: Muncie, Ind.

OPENING DAY AGE: 23

SIGNED BY: Mike Farrell

ACQUIRED: Selected in the ninth round of the 2019 First-Year Player Draft

CAREER NOTES: 2015: Graduated from Yorktown High School (Ind.), where he lettered four years in baseball in two years in football...2019: Attended Indiana State University, where he hit .305 in 61 games as a senior and led his school to its first NCAA Tournament game win since 1995...in his pro debut, he ranked among the Pioneer League leaders in hits (1st), runs (tied for 1st), batting average (2nd), doubles (2nd), on-base percentage (.427, 4th), total bases (126, 4th), triples (tied for 5th), OPS (.921, 6th), slugging percentage (.494, 8th), and extra-base hits (26, tied for 8th)...named Pioneer League midseason and postseason All-Star and an MiLB.com Organization All-Star...had three hits during Idaho Falls' championship run, including a go-ahead, three-run home run in the seventh inning of Game 3 of the first round.

Year	Club	AVG	G	AB	R	H	2B	3B	HR	RBI	SH	SF	HP	BB	SO	SB	CS	E
2019	Idaho Falls (R)	.357	65	255	57	91	19	5	2	38	0	4	6	28	32	9	1	9

DYE, JOSHUA

LHP

HT: 6-3; WT: 175; BATS: Left; THROWS: Left

BORN: Sept. 14, 1996 in DeLand, Fla.

RESIDES: Ft. Myers, Fla.

OPENING DAY AGE: 23

SIGNED BY: Alex Mesa

ACQUIRED: Selected in the 23rd round of the 2018 First-Year Player Draft

CAREER NOTES: 2014: Graduated from DeLand High School (Fla.), where he earned First-Team All-County honors as a senior...2016: Didn't pitch for Florida Gulf Coast due to injury...2017: Led team in starts (16), wins (8) and innings (94.2) and ranked second among qualified pitchers with a 3.23 ERA...2018: Went 8-4 in 14 starts as a junior with a 2.40 ERA (25 ER in 93.2 IP), fourth in the Atlantic Sun Conference...his 6.67 strikeout-to-walk ratio (40 K, 6 BB) in his professional debut ranked fourth among Royals farmhands (min 40.0 IP)...2019: Ranked third among Royals minor leaguers in saves...made a team-high six appearances during Wilmington's playoff run, recording 11 strikeouts in 7.2 innings.

Year	Club	W-L	ERA	G	GS	CG	SHO	SV	IP	H	R	ER	HR	HB	BB	SO	WP	BK
2018	Wilmington (A+)	1-0	1.80	1	1	0	0	0	5.0	3	1	1	0	0	1	6	1	0
	Burlington (R)	1-3	4.54	11	7	0	0	0	35.2	45	22	18	4	0	5	34	1	0
2019	Wilmington (A+)	4-2	1.25	25	0	0	0	5	36.0	24	8	5	1	0	15	38	4	0
	Lexington (A)	1-1	3.38	14	0	0	0	3	26.2	24	14	10	1	2	6	43	2	0
Minor League Totals		7-6	2.96	51	8	0	0	8	103.1	96	45	34	6	2	27	121	8	0

EATON, NATHAN

C/INF/OF

HT: 5-11; WT: 190; BATS: Right; THROWS: Right

BORN: Dec. 22, 1996

RESIDES: Chester, Va.

OPENING DAY AGE: 23

SIGNED BY: Jim Farr

ACQUIRED: Selected in the 21st round of the 2018 First-Year Player Draft

CAREER NOTES: 2014: Graduated from Thomas Dale High School (Va.), where he was named 6A All-Region Second Team as a senior...2016: Played in all 56 games at the Virginia Military Institute, matching a school record...2017: Did not play baseball...2018: His .287/.402/.507 (60-for-209) with 25 extra-base hits plus a Southern Conference-leading and school-record 36 stolen bases in 52 games...also pitched 17 games in relief and held opponents to a .212 average and struck out 28 in 24.1 innings...Named Idaho Falls Player of the Year in his professional debut...hit .354/.427/.581 (92-for-260), leading Royals farmhands in batting average...ranked among Pioneer League leaders in: hits (1st), extra-base hits (37, 1st), total bases (151, 1st), triples (1st), runs (tied for 1st), stolen bases (2nd), batting average (3rd) and on-base percentage (.427, 3rd)...had a team-high 21-game on-base streak...named Pioneer League midseason and postseason All-Star...was the starting third baseman in the Pioneer League All-Star Game and went 5-for-5 with four runs, a double, a triple and two RBI...named MiLB.com Organization All-Star...2019: Led Royals farmhands with 32 doubles and ranked fourth in extra-base hits and fifth in hits.

Year	Club	AVG	G	AB	R	H	2B	3B	HR	RBI	SH	SF	HP	BB	SO	SB	CS	E
2018	Idaho Falls (R)	.354	66	260	59	92	20	12	5	53	1	5	4	33	60	19	5	17
2019	Lexington (A)	.233	126	497	64	116	32	2	5	54	0	6	8	46	116	18	1	26
Minor League Totals		.275	192	757	123	208	52	14	10	107	1	11	12	79	176	37	6	43

ECHENIQUE, LUIS

OF

HT: 5-11; WT: 157; BATS: Left; THROWS: Left
RESIDES: Valencia, Venezuela
SIGNED BY: Jose Figuera & Joelvis Gonzalez
ACQUIRED: Signed as an international free agent, July 10, 2019

BORN: Nov. 25, 2002 in Miranda, Venezuela
OPENING DAY AGE: 17

Year	Club	AVG	G	AB	R	H	2B	3B	HR	RBI	SH	SF	HP	BB	SO	SB	CS	E
(2020 will be his first year in professional baseball)																		

ELDRON, CALVIN JOHN (C.J.)

RHP

HT: 6-2; WT: 225; BATS: Right; THROWS: Right
RESIDES: Mt. Vernon, Iowa
ACQUIRED: Signed as an international free agent, Aug. 7, 2017

BORN: May 6, 1995 in Milwaukee, Wis.
OPENING DAY AGE: 24

CAREER NOTES: 2013: Graduated from Mt. Vernon High School (Iowa), where he led his team to conference titles as a sophomore and senior...2014: Attended the University of Indiana, where his collegiate career began as a preferred walk-on, and redshirted that season...2015: Transferred to the University of Iowa, but was forced to sit out the season due to transfer regulations...2016: Recorded a 3.43 ERA in 94.1 innings with a team-best seven quality starts, serving as the Hawkeyes' Friday Night starter...2017: Made one start before missing the rest of the season due to Tommy John surgery...2018: Earned Pioneer League Pitcher of the Week for July 8, after recording 7.0 shutout innings on three hits in a 3-1 win vs. Orem...he is the son of Royals pitching coach Cal Eldred.

Year	Club	W-L	ERA	G	GS	CG	SHO	SV	IP	H	R	ER	HR	HB	BB	SO	WP	BK
2018	Idaho Falls (R)	6-2	6.00	13	13	0	0	0	72.0	86	59	48	6	8	12	39	3	0
2019	Wilmington (A+)	1-0	0.00	4	0	0	0	0	6.2	5	1	0	0	0	1	6	1	0
	Lexington (A)	0-7	5.92	24	3	0	0	2	79.0	112	64	52	10	4	14	65	7	1
Minor League Totals		7-9	5.71	41	16	0	0	2	157.2	203	124	100	16	12	27	110	11	1

EMODI, MICHAEL

C

HT: 6-4; WT: 225; BATS: Right; THROWS: Right
RESIDES: Omaha, Neb.
SIGNED BY: Matt Price

BORN: April 18, 1996 in Omaha, Neb.
OPENING DAY AGE: 23

ACQUIRED: Selected in the 11th round of the 2018 First-Year Player Draft
CAREER NOTES: 2014: Graduated from Creighton Prep High School (Neb.), where he hit .415 as a senior and was named the senior MVP on the football team...2017: Named All-BIG East Second Team as a sophomore and hit .270/.351/.486 with a team-leading 50 hits...2018: Hit .282/.376/.505 (53-for-188) as a junior with nine HR, fifth most in the Big East, and a career-high 44 RBI...named one of 16 finalists for the 2018 Johnny Bench Award, presented to the top collegiate catcher in the country...named Big East Player of the Week on March 12 (3 HR in 4 games) and March 19 (7 RBI in 3 games), including a walk-off HR vs. WSU...2019: Named Idaho Falls Player of the Year after ranking among the Pioneer League leaders in doubles (4th), extra-base hits (4th), home runs (tied for 5th) and RBI (tied for 6th)...named both a midseason and postseason All-Star and started 36 games behind the plate for the Pioneer League champions.

Year	Club	AVG	G	AB	R	H	2B	3B	HR	RBI	SH	SF	HP	BB	SO	SB	CS	E
2018	Burlington (R)	.206	27	97	16	20	6	0	3	13	0	0	7	8	40	0	0	3
	Surprise (R)	.100	4	10	3	1	1	0	0	1	0	1	0	5	4	0	0	0
2019	Idaho Falls (R)	.331	48	175	32	58	18	2	12	45	0	1	8	16	53	3	0	5
Minor League Totals		.280	79	282	51	79	25	2	15	59	0	2	15	29	97	3	0	8

ESPOSITO, NATHAN PATRICK

C

HT: 5-11; WT: 195; BATS: Right; THROWS: Right
RESIDES: Granite Bay, Calif.
SIGNED BY: Josh Hallgren

BORN: June 25, 1993 in Sacramento, Calif.
OPENING DAY AGE: 26

ACQUIRED: Selected in the 33rd round of the 2015 First-Year Player Draft
CAREER NOTES: 2011: Graduated from Granite Bay High School (Calif.), where he was a three-time letterwinner, team captain, team MVP as a catcher and earned all-country honors as a senior...selected by Oakland in the 46th round of the First-Year Player Draft, but did not sign...2012-15: Attended Concordia University.

Year	Club	AVG	G	AB	R	H	2B	3B	HR	RBI	SH	SF	HP	BB	SO	SB	CS	E
2015	Surprise (R)	.250	27	64	11	16	4	0	0	5	0	0	4	9	17	3	1	1
2016	Burlington (R)	.317	29	101	11	32	8	1	2	17	1	1	4	5	16	0	2	0
2017	Wilmington (A+)	.225	68	227	14	51	7	1	0	16	2	0	6	8	38	0	0	3
	Omaha (AAA)	.167	4	12	0	2	0	0	0	0	1	0	0	0	4	0	0	1
2018	NW Arkansas (AA)	.156	18	45	5	7	2	0	0	1	0	0	1	2	15	1	0	0
	Wilmington (A+)	.175	21	57	4	10	0	0	0	6	2	1	3	8	12	1	0	0
2019	Omaha (AAA)	.114	16	44	5	5	0	0	1	2	2	0	0	3	10	0	0	0
	NW Arkansas (AA)	.210	28	81	6	17	5	0	0	9	1	2	3	5	22	1	0	1
Minor League Totals		.222	211	631	56	140	26	2	3	56	9	4	21	40	134	6	3	6

FAMILIA, FELIX

C

HT: 6-2; WT: 205; BATS: Right; THROWS: Right
RESIDES: Santo Domingo, D.R.
SIGNED BY: Rafael Vasquez

BORN: Oct. 13, 1998 in Santo Domingo Centro, D.R.
OPENING DAY AGE: 21

ACQUIRED: Signed as an international free agent, Aug. 26, 2016

Year	Club	AVG	G	AB	R	H	2B	3B	HR	RBI	SH	SF	HP	BB	SO	SB	CS	E
2017	Dominican Royals	.207	44	145	13	30	9	0	0	18	0	4	4	11	45	2	0	3
2018	Dominican Royals I	.207	54	121	14	25	1	0	0	9	4	4	9	27	16	4	0	3
2019	Surprise (R)	.200	20	60	5	12	4	0	0	2	0	0	0	5	19	1	1	6
	Burlington (R)	.200	2	5	0	1	0	0	0	0	0	0	0	0	1	0	0	1
Minor League Totals		.205	120	331	32	68	14	0	0	29	4	8	13	43	81	7	1	12

FERMIN, FREDDY ANTONIO

C

See Major League Bios, page 172

FILIA, MIKEY

OF

HT: 5-9; WT: 180; BATS: Right; THROWS: Right

BORN: Nov. 5, 1996 in Chicago, Ill.

RESIDES: Irvine, Calif.

OPENING DAY AGE: 23

SIGNED BY: Colin Gonzales

ACQUIRED: Selected in the 31st round of the 2019 First-Year Player Draft

CAREER NOTES: 2015: Graduated from Irvine High School (Calif.), where he was named the captain and MVP of his team and won the Ryan Lemmon Invitational home run derby...also lettered in football as a quarterback, slot back and cornerback...2016-19: Attended the University of California, Irvine, where he hit .289 in 46 games as a junior in 2018...he's the brother of Eric Filia, an outfielder in Seattle's organization who was selected in the 20th round in 2016.

Year	Club	AVG	G	AB	R	H	2B	3B	HR	RBI	SH	SF	HP	BB	SO	SB	CS	E
2019	Burlington (R)	.257	33	113	12	29	7	2	0	10	0	1	7	14	26	7	1	3

FILLMYER, HEATH

RHP

See Major League Bios, pages 173-174

FLORENTINO, OMAR

INF

HT: 5-9; WT: 155; BATS: Switch; THROWS: Right

BORN: Oct. 26, 2001 in San Juan De La Maguana, D.R.

RESIDES: San Juan De La Maguana, D.R.

OPENING DAY AGE: 18

SIGNED BY: Edis Perez

ACQUIRED: Signed as an international free agent, July 4, 2018

Year	Club	AVG	G	AB	R	H	2B	3B	HR	RBI	SH	SF	HP	BB	SO	SB	CS	E
2019	Dominican Royals 1	.227	57	185	37	42	8	3	2	9	1	0	1	32	42	14	6	10

FLORIAN, JOSE

OF

HT: 6-0; WT: 170; BATS: Left; THROWS: Left

BORN: Sept. 27, 2000 in Barahona, D.R.

RESIDES: Barahona, D.R.

OPENING DAY AGE: 19

SIGNED BY: Edis Perez

ACQUIRED: Signed as an international free agent, July 5, 2017

Year	Club	AVG	G	AB	R	H	2B	3B	HR	RBI	SH	SF	HP	BB	SO	SB	CS	E
2018	Dominican Royals 1	.186	51	156	17	29	6	0	2	11	1	0	3	16	58	1	2	11
2019	Did not play (Injured)																	

FRANKLIN, A.J. (ALEXANDER JACE)

LHP

HT: 6-1; WT: 180; BATS: Left; THROWS: Left

BORN: Aug. 18, 1996 in Nashville, Tenn.

RESIDES: Lebanon, Tenn.

OPENING DAY AGE: 23

SIGNED BY: Nick Hamilton

ACQUIRED: Selected in the 17th round of the 2019 First-Year Player Draft

CAREER NOTES: 2015: Graduated from Wilson Central High School (Tenn.), where he was the left-handed District Pitcher of the Year...2016-19: Attended Vanderbilt University, where he redshirted in 2016, missed all of 2017 due to injury and made just three appearances in 2018...2019: Had 16 strikeouts in 13.2 innings across 13 relief appearances as a senior.

Year	Club	W-L	ERA	G	GS	CG	SHO	SV	IP	H	R	ER	HR	HB	BB	SO	WP	BK
2019	Burlington (R)	1-1	8.06	13	0	0	0	1	22.1	22	21	20	4	10	19	23	3	1

FREITES, JOSE

OF

HT: 6-1; WT: 180; BATS: Right; THROWS: Right

BORN: Nov. 25, 2001 in El Tigre, Venezuela

RESIDES: Barcelona, Venezuela

OPENING DAY AGE: 18

SIGNED BY: Joelvis Gonzalez & Orlando Estevez

ACQUIRED: Signed as an international free agent, July 10, 2018

Year	Club	AVG	G	AB	R	H	2B	3B	HR	RBI	SH	SF	HP	BB	SO	SB	CS	E
2019	Dominican Royals 1	.188	13	48	6	9	1	0	0	4	0	1	1	7	9	0	1	3
	Dominican Royals 2	.201	51	149	14	30	7	1	1	8	0	2	7	19	27	4	2	1
Minor League Totals		.198	64	197	20	39	8	1	1	12	0	3	8	26	36	4	3	4

FRIAS, ADAN

LHP

HT: 6-0; WT: 200; BATS: Left; THROWS: Left

BORN: May 18, 1999 in San Miguelito, Pan.

RESIDES: Arriaján, Pan.

OPENING DAY AGE: 20

SIGNED BY: Ricardo Ortiz, Orlando Estevez

ACQUIRED: Signed as an international free agent, July 6, 2016

CAREER NOTES: 2017: Recorded 5.0 no-hit innings with six strikeouts and no walks on July 24 vs. the Dominican Red Sox in just his ninth career start, but took the no-decision in a 7-0 Royals loss.

Year	Club	W-L	ERA	G	GS	CG	SHO	SV	IP	H	R	ER	HR	HB	BB	SO	WP	BK
2017	Dominican Royals	0-5	4.26	14	14	0	0	0	50.2	47	35	24	2	3	17	52	3	1
2018	Surprise (R)	2-4	4.85	12	7	0	0	0	42.2	44	26	23	4	1	29	41	2	1
2019	Burlington (R)	0-1	3.43	6	4	0	0	2	21.0	19	8	8	1	1	8	21	1	0
Minor League Totals		2-10	4.33	32	25	0	0	2	114.1	110	69	55	7	5	54	114	6	2

GAMBRELL, GRANT

RHP

HT: 6-4; WT: 225; BATS: Left; THROWS: Right
RESIDES: Corvallis, Ore.
SIGNED BY: Joe Ross

BORN: Nov. 21, 1997 in Fresno, Calif.
OPENING DAY AGE: 22

ACQUIRED: Selected in the third round of the 2019 First-Year Player Draft
CAREER NOTES: 2016: Graduated from Buchanan High School (Calif.), where he went 12-0 with a 0.49 ERA as a senior, earning Fresno Bee Player of the Year honors...2017-19: Attended Oregon State University, where he allowed just six home runs in 142.2 innings during his collegiate career (0.38 HR/9)...2019: Went 5-3 with a 2.83 ERA (22 ER in 70.0 IP) and 80 strikeouts (10.3 K/9) in 13 starts as a junior.

Year	Club	W-L	ERA	G	GS	CG	SHO	SV	IP	H	R	ER	HR	HB	BB	SO	WP	BK
2019	Idaho Falls (R)	1-6	6.67	11	10	0	0	0	27.0	41	25	20	5	2	11	28	3	0

GARABITO, GERSON YERIS

RHP

HT: 6-0; WT: 160; BATS: Right; THROWS: Right
RESIDES: Villa Federico, D.R.
SIGNED BY: Edis Perez

BORN: Aug. 19, 1995 in San Cristobal, D.R.
OPENING DAY AGE: 24

ACQUIRED: Signed as an international free agent, Sept. 17, 2012
CAREER NOTES: 2017: Went 4-5 with a 2.81 ERA in 15 starts with Lexington, including a 24.2-inning streak in which he did not allow an earned run with the Legends from May 4-Aug. 15...the streak was interrupted by a seven-week stint on the DL that included two rehab starts with Surprise...started 3-2 with a 1.56 ERA (10 ER in 57.2 IP) through his first 11 starts with Lexington, but finished 1-3 with a 6.52 ERA (14 ER in 19.1 IP) in his last four...2018: Named Wilmington Pitcher of the Year after leading the Carolina League with a 3.16 ERA, also best among Royals farmhands...his .226 opponents' average (117-for-517) ranked second in the league and his 116 strikeouts were third among Royals minor leaguers...allowed no more than two earned runs in 20 of 26 starts, including each of his last 10, a stretch in which he went 5-0 with a 1.70 ERA (11 ER in 58.1 IP)...2019: Named Texas League midseason All-Star and ranked among Royals minor league leaders in starts (tied for 2nd), innings (6th) and strikeouts (10th).

Year	Club	W-L	ERA	G	GS	CG	SHO	SV	IP	H	R	ER	HR	HB	BB	SO	WP	BK
2013	Dominican Royals	1-0	3.04	12	2	0	0	0	26.2	23	10	9	0	1	17	17	9	0
2014	Dominican Royals	2-1	1.28	13	13	0	0	0	49.1	24	12	7	1	5	27	61	11	1
2015	Surprise (R)	3-2	4.11	14	11	0	0	0	57.0	52	32	26	2	4	19	42	3	3
2016	Lexington (A)	2-11	4.80	18	18	0	0	0	80.2	78	50	43	9	7	35	61	12	0
2017	Lexington (A)	4-5	2.81	15	15	0	0	0	77.0	52	36	24	8	5	19	72	5	2
	Surprise (R)	0-0	6.00	2	2	0	0	0	3.0	4	2	2	1	0	1	2	0	0
2018	Wilmington (A+)	8-6	*3.16	26	26	1	0	0	142.1	117	59	50	12	4	73	116	9	2
2019	NW Arkansas (AA)	6-12	3.77	26	26	0	0	0	141.0	148	64	59	13	10	60	113	8	1
Minor League Totals		26-37	3.43	126	113	1	0	0	577.0	498	265	220	46	36	251	484	57	9

GARCIA, EDUARDO

INF

HT: 6-1; WT: 183; BATS: Left; THROWS: Right
RESIDES: Azua, D.R.
SIGNED BY: Ramon Pena
ACQUIRED: Signed as an international free agent, Jan. 28, 2019

BORN: Sept. 10, 2001 in Azua, D.R.
OPENING DAY AGE: 18

Year	Club	AVG	G	AB	R	H	2B	3B	HR	RBI	SH	SF	HP	BB	SO	SB	CS	E
2019	Did not play (Injured)																	

GARCIA, HERIBERT

RHP

HT: 6-0; WT: 190; BATS: Right; THROWS: Right
RESIDES: Bolivar, Venezuela
SIGNED BY: Daniel Guerrero

BORN: Oct. 2, 1999 in Bolivar, Venezuela
OPENING DAY AGE: 20

ACQUIRED: Signed as an international free agent, March 31, 2018
CAREER NOTES: 2018: His 0.94 ERA (5 ER in 47.2 IP) in his professional debut ranked first among Royals farmhands (min. 40 IP), and would've ranked third in the Dominican League, but he fell just shy of qualifying...allowed just one HR in 47.2 innings, including a 30-inning homerless streak to end the season.

Year	Club	W-L	ERA	G	GS	CG	SHO	SV	IP	H	R	ER	HR	HB	BB	SO	WP	BK
2018	Dominican Royals 1	4-2	0.94	11	10	0	0	0	47.2	19	7	5	1	2	7	44	4	0
2019	Surprise (R)	4-3	3.28	11	7	0	0	0	49.1	51	26	18	5	4	10	40	4	0
	Burlington (R)	2-1	5.54	3	2	0	0	0	13.0	15	8	8	0	2	2	12	1	0
Minor League Totals		10-6	2.54	25	19	0	0	0	110.0	85	41	31	6	8	19	96	9	0

GARCIA, MAIKEL JOSE

SS

HT: 6-0; WT: 145; BATS: Right; THROWS: Right
RESIDES: La Sabana, Venezuela
SIGNED BY: Richard Castro

BORN: March 3, 2000 in La Sabana, Venezuela
OPENING DAY AGE: 20

ACQUIRED: Signed as an international free agent, July 27, 2016
CAREER NOTES: 2019: Named a Appalachian League postseason All-Star and Appalachian League Player of the Week on Aug. 4.

Year	Club	AVG	G	AB	R	H	2B	3B	HR	RBI	SH	SF	HP	BB	SO	SB	CS	E
2017	Dominican Royals	.223	48	157	14	35	1	1	0	7	3	1	0	12	13	9	3	3
2018	Surprise (R)	.228	40	149	15	34	2	1	0	9	6	0	1	15	38	13	6	5
	Dominican Royals 1	.194	12	36	8	7	3	0	0	2	2	0	1	8	7	7	0	2
2019	Burlington (R)	.286	55	220	41	63	8	4	1	34	5	4	0	25	40	19	8	10
	Idaho Falls (R)	.222	2	9	1	2	0	0	0	1	0	0	0	0	0	0	1	0
Minor League Totals		.247	157	571	79	141	14	6	1	53	16	5	1	60	98	48	18	20

GARCIA, ROBERT CHRISTOPHER

LHP

HT: 6-3; WT: 220; BATS: Right; THROWS: Left

BORN: June 14, 1996 in Manteca, Calif.

RESIDES: Manteca, Calif.

OPENING DAY AGE: 23

SIGNED BY: Josh Hallgren

ACQUIRED: Selected in the 15th round of the 2017 First-Year Player Draft

CAREER NOTES: 2014: Graduated from Modesto Christian High School (Calif.), where he had a 0.89 ERA and 102 strikeouts as a senior...2015-17: Attended the University of California - Davis, where as a junior in 2017, he recorded a three-hit shutout with a career-high 11 strikeouts vs. UC Santa Barbara...went 2-1 with a 3.24 ERA in nine outings in the Cape Cod League...2017: Pitched 5.0 no-hit innings with six strikeouts in his fifth career start on Aug. 7 at Billings, earning his first win as a starter with Idaho Falls...2018: Didn't allow an earned run in his last 25.2 innings (2 unearned runs) over 12 appearances from July 16-Sept. 2, in which he held opponents to a .123 average (10-for-81) with 29 strikeouts (10.2 K/9).

Year	Club	W-L	ERA	G	GS	CG	SHO	SV	IP	H	R	ER	HR	HB	BB	SO	WP	BK
2017	Surprise (R)	1-0	5.40	2	0	0	0	0	5.0	6	3	3	1	0	3	8	0	0
	Idaho Falls (R)	1-5	10.65	11	10	0	0	0	49.0	75	65	58	9	1	25	40	7	0
2018	Lexington (A)	0-2	2.25	13	0	0	0	1	24.0	21	13	6	0	2	11	31	3	0
	Idaho Falls (R)	0-0	1.61	10	0	0	0	3	22.1	18	5	4	1	0	8	18	1	1
2019	Wilmington (A+)	4-2	4.93	35	0	0	0	1	49.1	46	28	27	5	2	21	66	3	0
Minor League Totals		6-9	5.89	71	10	0	0	5	149.2	166	114	98	16	5	68	163	14	1

GARCIA, XIONEL

OF

HT: 6-2; WT: 180; BATS: Right; THROWS: Right

BORN: Dec. 15, 2000 in Santo Domingo, D.R.

RESIDES: San Cristobal, D.R.

OPENING DAY AGE: 19

SIGNED BY: Edis Perez

ACQUIRED: Signed as an international free agent, July 7, 2017

Year	Club	AVG	G	AB	R	H	2B	3B	HR	RBI	SH	SF	HP	BB	SO	SB	CS	E
2018	Dominican Royals 2	.205	59	219	26	45	14	1	0	15	1	3	2	17	73	7	6	6
2019	Dominican Royals 1	.213	28	108	17	23	4	2	1	10	0	0	0	9	22	3	2	2
	Dominican Royals 2	.241	38	133	21	32	6	2	2	17	0	0	3	15	40	6	5	5
Minor League Totals		.217	125	460	64	100	24	5	3	42	1	3	5	41	135	16	13	13

GAVIN, GRANT DAVID

RHP

HT: 6-2; WT: 185; BATS: Right; THROWS: Right

BORN: July 10, 1995 in Kansas City, Mo.

RESIDES: Parkville, Mo.

OPENING DAY AGE: 24

SIGNED BY: Eric Briggs

ACQUIRED: Selected in the 29th round of the 2016 First-Year Player Draft

CAREER NOTES: 2013: Graduated from St. Pius X High School (Mo.)...2016: Attended the University of Central Missouri, where he recorded a school-record 13 saves as a junior, most in the MIAA and sixth most in Division II...went 4-3 with a 2.64 ERA (9 ER in 30.2 IP), .195 opponents' average and 35 strikeouts in 27 appearances...named to Division II Conference Commissioner's Association and National Collegiate Baseball Writers of America All-Region Teams...earned Surprise Royals Pitcher of the Year honors, ranking among Arizona League leaders in WHIP (0.93, second), ERA (fourth) and opponents' average (.217, fourth)...was named Arizona League postseason All-Star...ranked first among Royals farmhands (min. 25.0 IP) with a 9.40 strikeout-to-walk ratio...2017: Earned South Atlantic League midseason All-Star honors, going 1-2 with a 1.38 ERA and 43 strikeouts in 32.2 innings (11.8 K/9) for the Legends before his promotion to Wilmington on June 22...had a 20.1-inning scoreless streak from April 18-June 2 over 12 appearances...held opponents scoreless in 30 of his 36 appearances between the two levels...ranked third among Royals farmhands in ERA (min. 50 IP) and fourth with a 10.6 K/9 (77 K in 65.1 IP)...2018: Recorded a 1.50 ERA (2 ER in 12.0 IP) over nine appearances in the Arizona Fall League...2019: Recorded 73 strikeouts in just 52.1 innings for a 12.6 K/9, second best among Royals full-season affiliate pitchers (min. 50.0 IP), trailing only Josh Staumont (13.0 K/9).

Year	Club	W-L	ERA	G	GS	CG	SHO	SV	IP	H	R	ER	HR	HB	BB	SO	WP	BK
2016	Surprise (R)	3-1	2.01	13	4	0	0	1	49.1	41	17	11	0	2	5	47	4	0
2017	Lexington (A)	1-2	1.38	19	0	0	0	6	32.2	17	6	5	1	0	14	43	3	0
	Wilmington (A+)	2-0	1.93	17	0	0	0	3	32.2	26	7	7	1	1	11	34	4	0
2018	NW Arkansas (AA)	0-1	3.19	21	0	0	0	1	31.0	27	11	11	4	2	17	30	5	0
	Wilmington (A+)	1-0	3.18	13	0	0	0	0	22.2	13	8	8	3	0	9	31	0	0
2019	NW Arkansas (AA)	6-4	3.61	41	0	0	0	1	52.1	43	28	21	6	8	25	73	1	0
Minor League Totals		13-8	2.57	124	4	0	0	12	220.2	167	77	63	15	13	81	258	17	0

GETTINGS, JACK

INF

HT: 5-10; WT: 175; BATS: Left; THROWS: Right

BORN: Oct. 9, 1996 in New Haven, Conn.

RESIDES: Wallingford, Conn.

OPENING DAY AGE: 23

SIGNED BY: Casey Fahy

ACQUIRED: Signed as a non-drafted free agent, June 15, 2019

CAREER NOTES: 2015: Graduated from The Williston Northampton School (Mass.), where he was team captain as a senior and earned Northeast Region Honorable Mention recognition...2016-19: Attended Fairfield University, where he was named to the MAAC All-Tournament Team as a freshman and sophomore...2019: Named MAAC Player of the Year and Fairfield University Male Athlete of the Year as a senior, becoming the school's first conference Player of the Year in program history...led the MAAC in hits (88) and triples (7) while also finishing in the top three in average (.364), runs (51) and total bases (119)...his 88 hits broke the program's single-season record and he graduated with the school's career hits record (271)...had a 25-game hit streak (including the first 22 games in 2019), the longest among any Division I player in 2019.

Year	Club	AVG	G	AB	R	H	2B	3B	HR	RBI	SH	SF	HP	BB	SO	SB	CS	E
2019	Burlington (R)	.258	39	120	19	31	5	0	0	11	6	1	0	30	27	5	2	5
	Surprise (R)	.000	1	4	0	0	0	0	0	0	0	0	0	1	1	1	0	0
Minor League Totals		.250	40	124	19	31	5	0	0	11	6	1	0	31	28	6	2	5

GIGLIOTTI, MICHAEL

OF

HT: 6-1; WT: 180; BATS: Left; THROWS: Left

RESIDES: Sevierville, Tenn.

SIGNED BY: Nick Hamilton

ACQUIRED: Selected in the fourth round of the 2017 First-Year Player Draft

CAREER NOTES: **2014:** Graduated from Archbishop Edward A. McCarthy High School (Fla.) after leading the Mavericks to a Florida State Championship in 2012 and 2013...**2015-17:** Attended Lipscomb University...**2016:** Named recipient of the Robert A. McNeese Award, given to the Cape Cod's top pro prospect, after he hit .310/.404/.426 (48-for-155) with 31 runs, eight doubles, two home runs, 18 RBI and 11 steals for the Falmouth Commodores...**2017:** Named Atlantic Sun Conference Co-Defensive Player of the Year as a junior and earned his third consecutive Second Team All-Conference selection, batting .282/.447/.406 (57-for-202) with 60 runs, 18 extra-base hits, 17 RBI, 51 walks and 31 stolen bases, which led the ASUN Conference and ranked tied for sixth in the country...named *Baseball America* Rookie All-Star and an Appalachian League All-Star in his pro debut, batting .320/.420/.456 (77-for-241) with 21 extra-base hits and 22 steals between two levels...ranked among Appalachian League leaders in steals (15, third), on-base percentage (.442, third), walks (32, third) and batting average (.329, sixth)...homered twice in his professional debut on June 22 vs. Kingsport...ranked second among Royals farmhands with a .420 on-base percentage (min. 275 plate appearances)...**2018:** Limited to six games due to a right knee injury...**2019:** Named an Appalachian League midseason All-Star and an MiLB.com Organization All-Star...ranked first in stolen bases (29) and tied for fourth in the South Atlantic League with 73 hits at the time of his promotion (June 16)...ranked fourth among Royals farmhands with 36 steals.

Year	Club	AVG	G	AB	R	H	2B	3B	HR	RBI	SH	SF	HP	BB	SO	SB	CS	E
2017	Burlington (R)	.329	42	155	30	51	8	3	3	30	1	2	1	32	21	15	5	1
	Lexington (A)	.302	22	86	14	26	5	1	1	8	2	1	3	8	20	7	5	0
2018	Lexington (A)	.235	6	17	3	4	1	0	1	2	1	0	0	6	5	1	0	1
2019	Wilmington (A+)	.184	24	87	8	16	2	1	0	5	2	0	2	8	23	5	3	1
	Lexington (A)	.309	59	236	42	73	19	1	1	23	5	3	8	27	49	29	7	0
	Surprise (R)	.429	4	14	3	6	1	0	0	2	1	0	0	3	3	2	0	0
Minor League Totals		.296	157	595	100	176	36	6	6	70	12	6	14	84	121	59	20	3

GOMÉZ, OFREIDY

RHP

See Major League Bios, page 175

GONZALEZ, ADRIAN

RHP

HT: 6-2; WT: 170; BATS: Right; THROWS: Right

RESIDES: Vicente Noble, D.R.

SIGNED BY: Edis Perez

ACQUIRED: Signed as an international free agent, Oct. 19, 2018

BORN: Sept. 30, 2000 in Vicente Noble, D.R.

OPENING DAY AGE: 19

Year	Club	W-L	ERA	G	GS	CG	SHO	SV	IP	H	R	ER	HR	HB	BB	SO	WP	BK
2019	Dominican Royals 1	2-1	4.56	13	0	0	0	2	25.2	27	19	13	1	4	5	13	4	1

GONZALEZ, HERARD

INF

HT: 5-11; WT: 167; BATS: Switch; THROWS: Right

RESIDES: Villa Vasquez, D.R.

SIGNED BY: Edis Perez & Fabio Herrera

ACQUIRED: Signed as an international free agent, July 6, 2017

BORN: May 16, 2001 in Villa Vasquez, D.R.

OPENING DAY AGE: 18

Year	Club	AVG	G	AB	R	H	2B	3B	HR	RBI	SH	SF	HP	BB	SO	SB	CS	E
2018	Dominican Royals 1	.216	55	167	28	36	4	0	1	15	5	0	2	24	42	22	6	6
2019	Surprise (R)	.308	48	159	28	49	1	2	3	24	2	4	3	31	37	3	5	6
Minor League Totals		.261	103	326	56	85	5	2	4	39	7	4	5	55	79	25	11	12

GONZALEZ, WILLIAMS

C

HT: 6-0; WT: 190; BATS: Right; THROWS: Right

RESIDES: Anzoategui, Venezuela

SIGNED BY: Edis Perez

ACQUIRED: Signed as an international free agent, July 24, 2019

BORN: Dec. 6, 2000 in Anzoategui, Venezuela

OPENING DAY AGE: 19

Year	Club	AVG	G	AB	R	H	2B	3B	HR	RBI	SH	SF	HP	BB	SO	SB	CS	E
(2020 will be his first year in professional baseball)																		

GOVERN, JIMMY

INF

HT: 5-10; WT: 185; BATS: Right; THROWS: Right

BORN: Dec. 11, 1996 in Libertyville, Ill.

RESIDES: Libertyville, Ill.

OPENING DAY AGE: 23

SIGNED BY: Scott Melvin

ACQUIRED: Selected in the 30th round of the 2019 First-Year Player Draft

CAREER NOTES: 2015: Graduated from Libertyville High School (Ill.), where he was named to the IHSBCA All-State team as a senior...**2016-19:** Attended Eastern Illinois University, where he earned first team All-Ohio Valley Conference honors as the second baseman during his senior season, and ranked among the conference leaders in runs (67, 1st), total bases (142, 2nd), home runs (16, 3rd) slugging percentage (.618, 4th) and doubles (16, 5th)...**2019:** Hit for the cycle on March 13 vs. Alabama State and had a two-homer, five-RBI game on May 18 vs. VMI...named Surprise Player of the Year in his pro debut, after leading the Arizona League in on-base percentage (.492) and OPS (1.120) and ranked among the league leaders in doubles (tied for 2nd), walks (tied for 2nd), batting average (3rd), extra-base hits (26, tied for 3rd), slugging percentage (.628, 4th) and total bases (98, 4th)...named to the Arizona League postseason All-Star team and was promoted to Omaha (AAA) for six games, where he hit home runs on back-to-back days from Sept. 1-2.

Year	Club	AVG	G	AB	R	H	2B	3B	HR	RBI	SH	SF	HP	BB	SO	SB	CS	E
2019	Omaha (AAA)	.333	6	21	3	7	1	0	2	5	0	0	0	0	6	0	0	0
	Surprise (R)	.365	46	156	33	57	17	3	6	33	0	2	7	34	20	6	3	8
	Idaho Falls (R)	.083	3	12	1	1	1	0	0	2	0	0	0	0	4	0	0	0
Minor League Totals		.344	55	189	37	65	19	3	8	40	0	2	7	34	30	6	3	8

GRAY, TYLER

RHP

HT: 6-2; WT: 180; BATS: Right; THROWS: Right

BORN: May 21, 1996 in Fort Smith, Ark.

RESIDES: Los Angeles, Calif.

OPENING DAY AGE: 23

SIGNED BY: Matt Price

ACQUIRED: Selected in the seventh round of the 2018 First-Year Player Draft

CAREER NOTES: 2014: Graduated from Fort Smith Southside High School (Ark.)...**2017:** Selected by Minnesota in the 20th round of the 2017 Draft, but did not sign...**2018:** Earned Southland Conference Pitcher of the Year honors, going 6-2 with a 3.32 ERA (36 ER in 97.2 IP) and 116 strikeouts (10.7 K/9) in 14 starts...his 116 strikeouts ranked second in the conference and his 284 career strikeouts are most in school history...matched a school record with 14 strikeouts vs. McNeese State, and recorded a three-hit shutout with 12 strikeouts vs. UT Martin...both performances earned him Conference Pitcher of the Week honors...later broke his school record with a 15-strikeout performance in 8.0 innings at Abilene Christian...**2019:** Was the winning pitcher in the South Atlantic League title-clinching Game 4, recording 2.0 scoreless innings ahead of Reed Rohlman's walk-off homer in the 13th inning.

Year	Club	W-L	ERA	G	GS	CG	SHO	SV	IP	H	R	ER	HR	HB	BB	SO	WP	BK
2018	Idaho Falls (R)	3-2	4.56	12	2	0	0	2	47.1	48	31	24	4	1	20	57	8	0
2019	Lexington (A)	4-4	4.65	28	3	0	0	2	71.2	72	43	37	6	5	23	50	10	0
Minor League Totals		7-6	4.61	40	0	0	0	4	119.0	120	74	61	10	6	43	107	18	0

GREENE, CONNER

RHP

See Major League Bios, pages 176-177

GRULLON, FRANCIS

INF

HT: 5-10; WT: 170; BATS: Switch; THROWS: Right

BORN: Oct. 13, 2000 in Santo Domingo Centro, D.R.

RESIDES: Santo Domingo Centro, D.R.

OPENING DAY AGE: 19

SIGNED BY: Edis Perez & Fabio Herrera

ACQUIRED: Signed as an international free agent, July 8, 2017

Year	Club	AVG	G	AB	R	H	2B	3B	HR	RBI	SH	SF	HP	BB	SO	SB	CS	E
2018	Dominican Royals 2	.205	47	151	22	31	8	1	0	10	2	1	3	19	29	7	4	14
2019	Dominican Royals 1	.243	38	111	22	27	5	2	3	18	4	4	1	22	13	9	6	6
	Dominican Royals 2	.333	19	66	17	22	3	1	1	11	0	0	0	11	5	6	1	5
Minor League Totals		.244	104	328	61	80	16	4	4	39	6	5	4	52	47	22	11	25

GUABA, YORDY

RHP

HT: 6-3; WT: 175; BATS: Right; THROWS: Right

BORN: Sept. 8, 2000 in Santiago de los Caballeros, D.R.

RESIDES: Santiago de los Caballeros, D.R.

OPENING DAY AGE: 19

SIGNED BY: Rafael Vasquez

ACQUIRED: Signed as an international free agent, March 5, 2018

Year	Club	W-L	ERA	G	GS	CG	SHO	SV	IP	H	R	ER	HR	HB	BB	SO	WP	BK
2018	Dominican Royals 1	0-0	27.00	1	0	0	0	0	1.0	2	3	3	0	0	2	1	1	0
	Dominican Royals 2	1-1	0.46	9	2	0	0	0	19.2	11	2	1	0	2	15	20	2	2
2019	Dominican Royals 2	3-2	3.98	15	0	0	0	1	31.2	43	20	14	1	5	9	31	12	0
Minor League Totals		4-3	3.10	25	2	0	0	1	52.1	56	25	18	1	7	26	52	15	2

HAAKE, ZACH

RHP

HT: 6-4; WT: 186; BATS: Right; THROWS: Right

BORN: Oct. 8, 1996 in Belleville, Ill.

RESIDES: Breesee, Ill.

OPENING DAY AGE: 23

SIGNED BY: Mike Farrell

ACQUIRED: Selected in the sixth round of the 2018 First-Year Player Draft

CAREER NOTES: 2015: Graduated from Mater Dei Catholic High School (Ill.), where he was a four-year letterman...2016: Began his collegiate career at Arkansas State...2017: Transferred to John A. Logan Junior College, where he went 8-1 with a 2.52 ERA (22 ER in 78.2 IP) and 91 strikeouts (10.4 K/9)...2018: Entered the year No. 54 among *Baseball America's* draft prospects...transferred to the University of Kentucky, where he made 15 appearances (6 starts) with 36 strikeouts in 34.0 innings...2019: Allowed one earned run or fewer in each of his first six starts, a stretch in which he went 1-3 despite a 1.48 ERA (5 ER in 30.1 IP)...recorded a career-high 12 strikeouts with no walks over 6.0 innings on April 27 vs. Greenville...recorded 14.0 consecutive scoreless innings over three starts from July 25-Aug. 6...had a 1.74 ERA (2 ER in 10.1 IP) in two postseason starts, including 6.0 scoreless, no-hit innings in Lexington's South Atlantic League title-clinching Game 4...last name is pronounced "hockey."

Year	Club	W-L	ERA	G	GS	CG	SHO	SV	IP	H	R	ER	HR	HB	BB	SO	WP	BK
2018	Surprise (R)	0-0	1.86	5	4	0	0	0	9.2	7	2	2	1	1	2	10	0	0
	Idaho Falls (R)	0-0	1.59	2	2	0	0	0	5.2	2	1	1	0	0	2	4	0	0
2019	Lexington (A)	4-6	2.85	18	18	0	0	0	75.2	60	32	24	2	2	36	90	3	1
	Idaho Falls (R)	0-0	0.00	1	1	0	0	0	4.1	2	0	0	0	1	3	4	0	0
Minor League Totals		4-6	2.55	26	25	0	0	0	95.1	71	35	27	3	4	43	108	3	1

HANCOCK, WILLIAM

C

HT: 6-2; WT: 200; BATS: Left; THROWS: Right

BORN: Oct. 31, 1996 in Little Rock, Ark.

RESIDES: Little Rock, Ark.

OPENING DAY AGE: 23

SIGNED BY: Matt Price

ACQUIRED: Selected in the 31st round of the 2018 First-Year Player Draft

CAREER NOTES: 2015: Graduated from Little Rock Catholic High School (Ark.), where he was a 7A All-State selection as a senior...2018: Hit .280/.349/.393 (47-for-168) with a career-high five HR as a junior at the University of Central Arkansas, including a walk-off HR on April 15 vs. UT Martin...joined UCA teammates RHP Tyler Gray (7th round) and OF Hunter Strong (25th round) as 2018 Royals Draft picks.

Year	Club	AVG	G	AB	R	H	2B	3B	HR	RBI	SH	SF	HP	BB	SO	SB	CS	E
2018	Lexington (A)	.200	6	20	1	4	1	0	0	1	0	1	0	1	9	0	0	0
	Surprise (R)	.224	24	76	6	17	5	1	1	7	0	2	4	8	25	0	1	0
2019	Burlington (R)	.262	47	172	16	45	10	2	0	15	1	1	3	19	54	0	0	1
Minor League Totals		.246	77	268	23	66	16	3	1	23	1	4	7	28	88	0	1	1

HEASLEY, JON

RHP

HT: 6-3; WT: 215; BATS: Right; THROWS: Right

BORN: Jan. 27, 1997 in Plano, Texas

RESIDES: Dallas, Texas

OPENING DAY AGE: 23

SIGNED BY: Chad Lee

ACQUIRED: Selected in the 13th round of the 2018 First-Year Player Draft

CAREER NOTES: 2016: Graduated from Prestonwood Christian Academy High School (Texas), where he went 29-3 with a 1.47 ERA, including 13-0, 0.33 ERA (4 ER in 65 IP) as a senior...2018: Was the Opening Day starter at Oklahoma State, leading the Cowboys to a 16-8 record, second best in the Big 12...recorded his first career complete game with seven strikeouts in the NCAA Deland Regional, a 6-1 win vs. USF on June 3...had a 3.28 ERA (9 ER in 24.2 IP) and .208 opponents' average (20-for-96) in his last five starts with Idaho Falls...2019: Named Lexington Pitcher of the Year after posting the third-best ERA and opponents' average (.222) in the South Atlantic League among qualified starters...also named South Atlantic League midseason All-Star and started twice in the postseason, going 1-0 with a 2.25 ERA (3 ER in 12.0 IP) en route to Lexington's second straight league title...tied for fourth among Royals farmhands in wins and ranked seventh in strikeouts.

Year	Club	W-L	ERA	G	GS	CG	SHO	SV	IP	H	R	ER	HR	HB	BB	SO	WP	BK
2018	Idaho Falls (R)	1-3	5.15	12	11	0	0	0	50.2	55	38	29	4	1	16	35	4	0
2019	Lexington (A)	8-5	3.12	25	20	0	0	0	112.2	93	47	39	11	8	34	120	10	0
Minor League Totals		9-8	3.75	37	31	0	0	0	163.1	148	85	68	15	9	50	155	14	0

HENRY, ISAIAH

OF

HT: 6-3; WT: 185; BATS: Right; THROWS: Right

BORN: March 22, 1999 in Houston, Texas

RESIDES: Houston, Texas

OPENING DAY AGE: 21

SIGNED BY: Justin Lehr

ACQUIRED: Selected in the 14th round of the 2017 First-Year Player Draft

CAREER NOTES: 2017: Graduated from North Shore High School (Texas), where he was a two-way player...also played running back and wide receiver for the football team that won the 2015 Texas 6A/Division I State Championship...attended Major League Baseball's Development Pipeline event in Houston in January...2019: Recorded career highs across the board, including six homers in 207 at-bats, after recording no homers in his previous 224 at-bats from 2017-18...hit .333 (7-for-21) with a team-high two home runs during the postseason, including a home run in the seventh inning of Idaho Falls' Pioneer League title-clinching Game 3.

Year	Club	AVG	G	AB	R	H	2B	3B	HR	RBI	SH	SF	HP	BB	SO	SB	CS	E
2017	Surprise (R)	.202	32	99	13	20	1	1	0	3	0	0	2	18	43	7	6	4
2018	Surprise (R)	.275	24	69	9	19	2	3	0	6	1	1	0	7	30	2	1	1
	Burlington (R)	.214	17	56	12	12	2	1	0	5	1	0	0	9	30	2	1	0
2019	Idaho Falls (R)	.232	60	207	27	48	6	4	6	29	0	1	1	26	105	14	5	5
Minor League Totals		.230	133	431	61	99	11	9	6	43	2	2	3	60	208	25	13	10

HENSLEY, BRYCE**LHP****HT:** 6-4; **WT:** 210; **BATS:** Left; **THROWS:** Left**BORN:** Oct. 3, 1995 in Asheville, N.C.**RESIDES:** Greensboro, N.C.**OPENING DAY AGE:** 24**SIGNED BY:** Joe Barbera**ACQUIRED:** Selected in the 22nd round of the 2018 First-Year Player Draft

CAREER NOTES: 2014: Graduated from A.C. Reynolds High School (N.C.), where he was named team MVP and the Mountain Athletic Conference Pitcher of the Year as a senior...2015: Tied for the team lead with seven wins while posting a 2.95 ERA and 74 strikeouts in 73.1 innings in his lone season at Catawba Valley Community College...recorded four complete games, including a no-hitter with 14 strikeouts vs. New River CC on April 12...2016: Transferred to UNC Greensboro...2018: Went 6-2 with a 4.21 ERA and 82 strikeouts in 83.1 innings as a senior.

Year	Club	W-L	ERA	G	GS	CG	SHO	SV	IP	H	R	ER	HR	HB	BB	SO	WP	BK
2018	Lexington (A)	0-0	0.00	1	0	0	0	0	1.1	1	0	0	0	0	0	2	0	0
	Surprise (R)	2-0	1.42	11	0	0	0	2	19.0	15	5	3	0	0	5	21	2	0
2019	NW Arkansas (AA)	0-0	0.00	1	0	0	0	0	1.2	1	0	0	0	1	0	1	0	0
	Lexington (A)	1-3	3.05	15	5	0	0	1	65.0	68	25	22	3	0	15	37	2	0
Minor League Totals		3-3	2.59	28	5	0	0	3	87.0	85	30	25	3	1	20	61	4	0

HERNANDEZ, ARNALDO**RHP**

See Major League Bios, page 178

HERNANDEZ, DIEGO**OF****HT:** 6-0; **WT:** 150; **BATS:** Left; **THROWS:** Left**BORN:** Nov. 21, 2000 in Santo Domingo Este, D.R.**RESIDES:** Santo Domingo Este, D.R.**OPENING DAY AGE:** 19**SIGNED BY:** Fabio Herrera & Felix Francisco**ACQUIRED:** Signed as an international free agent, July 8, 2017**CAREER NOTES:** 2018: Limited to just 10 games in his professional debut, due to a season-ending right ankle injury.

Year	Club	AVG	G	AB	R	H	2B	3B	HR	RBI	SH	SF	HP	BB	SO	SB	CS	E
2018	Dominican Royals 1	.325	10	40	7	13	0	1	0	3	0	1	1	4	4	5	3	0
2019	Surprise (R)	.283	39	159	20	45	4	1	1	19	3	1	1	10	33	7	5	1
	Burlington (R)	.214	3	14	1	3	0	0	0	1	0	0	0	0	1	1	1	0
Minor League Totals		.286	52	213	28	61	4	2	1	23	3	2	2	14	38	13	9	1

HERNANDEZ, MIGUEL**RHP****HT:** 6-0; **WT:** 174; **BATS:** Right; **THROWS:** Right**BORN:** Oct. 26, 2001 in Peravia, D.R.**RESIDES:** Santo Domingo, D.R.**OPENING DAY AGE:** 18**SIGNED BY:** Daniel Guerrero & Orlando Estevez**ACQUIRED:** Signed as an international free agent, Sept. 2, 2019

Year	Club	W-L	ERA	G	GS	CG	SHO	SV	IP	H	R	ER	HR	HB	BB	SO	WP	BK
(2020 will be his first year in professional baseball)																		

HERNANDEZ, OMAR**C****HT:** 5-11; **WT:** 170; **BATS:** Switch; **THROWS:** Right**BORN:** Dec. 10, 2001 in La Habana, Cuba**RESIDES:** Barcelona, Spain**OPENING DAY AGE:** 18**SIGNED BY:** Nick Leto & Rene Francisco**ACQUIRED:** Signed as an international free agent, Aug. 17, 2018

Year	Club	AVG	G	AB	R	H	2B	3B	HR	RBI	SH	SF	HP	BB	SO	SB	CS	E
2019	Surprise (R)	.290	36	131	21	38	7	1	0	16	2	2	4	8	20	2	1	8

HICKLEN, BREWER (CHARLES)

OF

HT: 6-2; WT: 208; BATS: Right; THROWS: Right

RESIDES: Huntsville, Ala.

SIGNED BY: Nick Hamilton

ACQUIRED: Selected in the seventh round of the 2017 First-Year Player Draft

CAREER NOTES: 2014: Graduated from Huntsville High School (Ala.), where he was named *Louisville Slugger* High School All-America Catcher Honorable Mention as a senior...earned National High School Invitational All-Tournament honors as the quarterback of the football team...2015-17: Attended the University of Alabama at Birmingham, where he redshirted in 2015...planned to play football and baseball at UAB, before the school's football program was shut down after the 2014 season...2016: Named Conference USA All-Freshman Team after leading the team in walks (38), runs (37), steals (22) and triples (four)...2017: Earned All-Conference USA Second-Team honors after batting .328/.422/.586 (61-for-186) with 26 extra-base hits, 31 RBI and a conference-best 17 steals in 21 attempts...had a 19-game hitting streak, four shy of the school record, and ended the season on a 41-game on-base streak...became the highest player drafted out of UAB when the Royals selected him in the seventh round (210th overall)...reached safely in 36 of 39 games in his pro debut...2018: Named MiLB.com Organization All-Star...ranked among Royals minor league leaders in stolen bases (3rd), HR (5th) and RBI (5th)...his 29 steals in just 82 games at Lexington ranked fifth in the South Atlantic League...2019: Named Wilmington Player of the Year after ranking among the Carolina League leaders in steals (1st), runs (3rd), triples (tied for 3rd), home runs (tied for 4th), on-base percentage (.363, 6th), slugging percentage (.427, 6th) and OPS (.790, 6th)...homered in three consecutive games from Aug. 6-8 and homered twice in the first game of a doubleheader on Aug. 21...the next day, he became the first player in Wilmington history to hit three home runs in a single game, en route to earning league Player of the Week honors.

Year	Club	AVG	G	AB	R	H	2B	3B	HR	RBI	SH	SF	HP	BB	SO	SB	CS	E
2017	Surprise (R)	.348	19	69	19	24	3	3	3	13	0	1	3	9	24	13	3	0
	Idaho Falls (R)	.299	20	99	19	26	8	2	1	10	0	0	3	9	22	3	1	0
2018	Wilmington (A+)	.211	22	71	11	15	4	0	1	3	2	0	1	4	26	6	0	0
	Lexington (A)	.307	82	306	59	94	18	3	17	65	0	4	13	24	98	29	6	2
2019	Wilmington (A+)	.263	125	419	70	110	13	7	14	51	4	3	13	55	140	39	14	4
Minor League Totals		.283	268	952	178	269	46	15	36	142	6	8	33	101	310	90	24	6

HILL, TYLER

OF

HT: 6-0; WT: 195; BATS: Right; THROWS: Right

RESIDES: Wilmington, Del.

SIGNED BY: Chris Calciano (Red Sox)

ACQUIRED: Signed as a minor league free agent, Aug. 9, 2019

CAREER NOTES: 2014: Graduated from Delaware Military Academy and was selected by Boston in the 19th round of the First-Year Player Draft...was committed to Wilmington University prior to signing with the Red Sox...2016: Won the New York-Penn League batting title with a .332 average, and also led the league with 113 total bases, was second in slugging percentage (.400) and tied for second with 77 hits...named an MiLB.com Organization All-Star and earned New York-Penn League midseason All-Star and *Baseball America* Short-Season All-Star honors...2017: Led the South Atlantic League and the Red Sox organization with 42 stolen bases, going 42-for-50 (84.0%)...named an MiLB.com Organization All-Star...2018: Led all Red Sox farmhands for the second straight season with 27 stolen bases...selected by Detroit from Boston in the Triple-A phase of the Rule 5 Draft on Dec. 13, before being traded to the Yankees...2019: Played in 51 games with the Tampa Yankees, before being released on June 21...signed with Kansas City as a minor league free agent on Aug. 9 and hit .403 in 21 regular season games with Wilmington...had a team-high-tying nine hits in 10 postseason games.

Year	Club	AVG	G	AB	R	H	2B	3B	HR	RBI	SH	SF	HP	BB	SO	SB	CS	E
2014	GCL Red Sox	.000	4	7	1	0	0	0	0	0	0	0	1	1	2	0	1	0
2015	Lowell (A)	.400	4	15	4	6	1	0	0	0	0	0	0	0	2	2	0	0
	GCL Red Sox	.250	39	132	16	33	4	0	0	16	0	0	3	16	22	11	2	1
2016	Lowell (A)	.332	61	232	43	77	14	5	4	38	1	1	3	24	41	11	11	4
2017	Greenville (A)	.272	119	459	65	125	19	4	9	57	2	2	13	37	74	42	8	4
2018	Salem (A+)	.254	124	426	67	108	20	1	1	38	4	4	10	54	60	27	10	8
2019	Tampa (A+)	.242	51	149	22	36	3	0	5	20	0	1	4	12	31	4	6	3
	Wilmington (A+)	.403	21	72	14	29	4	1	1	9	0	2	1	7	5	2	4	3
Minor League Totals		.277	423	1492	232	414	65	11	20	178	7	10	35	151	237	99	42	23

HINTON, KYLE

RHP

HT: 6-0; WT: 200; BATS: Right; THROWS: Right

RESIDES: Newark, Del.

SIGNED BY: Jim Farr

ACQUIRED: Selected in the 16th round of the 2018 First-Year Player Draft

CAREER NOTES: 2015: Graduated from Salesianum High School (Del.), where he led his school to the state quarterfinals as a senior, and earned *Perfect Game* Honorable Mention All-American honors...2018: Named University of Delaware's Pitcher of the Year, posting a team-best 2.78 ERA with 44 strikeouts in a team-leading 90.2 innings...recorded a two-hit shutout with 13 strikeouts vs. William & Mary on May 11 to earn CAA Pitcher of the Week honors...took a perfect game into the seventh inning against Monmouth on March 10 and finished with one run allowed on two hits and nine strikeouts in 6.1 innings...recorded double digit strikeouts in five of 16 outings.

Year	Club	W-L	ERA	G	GS	CG	SHO	SV	IP	H	R	ER	HR	HB	BB	SO	WP	BK
2018	Wilmington (A+)	0-0	0.00	1	0	0	0	0	2.0	2	0	0	0	0	2	0	0	0
	Burlington (R)	1-2	3.52	19	0	0	0	6	30.2	21	14	12	2	0	18	46	2	0
2019	Lexington (A)	3-5	3.26	36	0	0	0	5	58.0	38	33	21	6	4	41	60	10	2
Minor League Totals		4-7	3.28	56	0	0	0	11	90.2	61	47	33	8	4	61	106	12	22

HOLLAND, GREG

RHP

See Major League Bios, pages 179-181

HOLLIE, DAVID

OF

HT: 6-2; WT: 190; BATS: Right; THROWS: Right

BORN: Oct. 25, 1999 in Hephzibah, Ga.

RESIDES: Hephzibah, Ga.

OPENING DAY AGE: 20

SIGNED BY: Nick Hamilton

ACQUIRED: Selected in the 37th round of the 2018 First-Year Player Draft

CAREER NOTES: 2018: Graduated from Cross Creek High School (Ga.), where he hit .522 (40-for-75) with 15 extra-base hits, 25 RBI and 16 stolen bases in 27 games as a senior...in 93 games during his high school career, he hit .465 (131-for-282) with 21 HR and 111 RBI...was committed to play at Georgia Southern University before signing with Kansas City...**2019:** Named Appalachian League Player of the Week for the period of July 15-21, a stretch in which he hit .467 (7-for-15) with 10 runs scored, four home runs and seven RBI in five games.

Year	Club	AVG	G	AB	R	H	2B	3B	HR	RBI	SH	SF	HP	BB	SO	SB	CS	E
2018	Surprise (R)	.225	38	129	11	29	6	2	2	19	0	1	0	12	42	4	2	2
2019	Burlington (R)	.163	45	166	22	27	7	1	6	25	0	1	8	13	87	2	1	1
Minor League Totals		.190	83	295	33	56	13	3	8	44	0	2	8	25	129	6	3	3

HOOPER, JUSTIN

LHP

HT: 6-8; WT: 240; BATS: Right; THROWS: Left

BORN: Oct. 21, 1996 in San Ramon, Calif.

RESIDES: San Ramon, Calif.

OPENING DAY AGE: 23

SIGNED BY: Bobby Shore

ACQUIRED: Selected in the 14th round of the 2019 First-Year Player Draft

CAREER NOTES: 2015: Graduated from De La Salle High School (Calif.), where he had a 1.50 ERA in 12 starts as a senior and was selected by Milwaukee in the 25th round, but did not sign...**2017:** Had a 2.31 ERA in six games and was named a Cape Cod League All-Star for Cotuit...**2018-19:** Missed all of his junior season at the University of California, Los Angeles due to injury, and made just one appearance as a senior.

Year	Club	W-L	ERA	G	GS	CG	SHO	SV	IP	H	R	ER	HR	HB	BB	SO	WP	BK
(2020 will be his first year in professional baseball)																		

HOWARD, NICK

RHP

HT: 6-3; WT: 215; BATS: Right; THROWS: Right

BORN: April 6, 1993 in Stamford, Conn.

RESIDES: Sarasota, Fla.

OPENING DAY AGE: 26

SIGNED BY: Jeff Brooks (Reds)

ACQUIRED: Signed as a minor league free agent, Aug. 12, 2019

CAREER NOTES: 2012: Graduated from St. John's Catholic Prep High School (Buckeystown, Md.)...**2014:** Played at the University of Virginia, where he finished his career fourth in the program's history with 20 saves...named first-team All-ACC and was named to the midseason watch lists for the John Olerud Two-Way Player, Pitcher of the Year and NCBWA Stopper of the Year Awards...selected to the ACC All-Tournament team...selected by Cincinnati in the first round (19th overall) in the First-Year Player Draft...ranked the fourth-best prospect in the Reds' organization by MLB.com following the season...**2017:** Missed the entire season due to a shoulder injury...**2019:** Released by Cincinnati on June 22...signed as a minor league free agent by Kansas City on Aug. 12.

Year	Club	W-L	ERA	G	GS	CG	SHO	SV	IP	H	R	ER	HR	HB	BB	SO	WP	BK
2014	Dayton (A)	2-1	3.74	11	5	0	0	0	33.2	28	15	14	4	1	11	23	0	0
2015	Daytona (A+)	3-2	6.63	24	5	0	0	2	38.0	34	32	28	0	4	50	31	9	0
2016	Daytona (A+)	0-1	6.75	25	0	0	0	1	20.0	20	18	15	1	2	31	20	13	1
2017	Did not pitch (Injured)																	
2018	Pensacola (AA)	2-0	3.00	12	0	0	0	0	18.0	16	6	6	1	2	7	12	3	0
	Daytona (A+)	1-4	6.23	26	0	0	0	2	34.2	37	29	24	4	1	27	27	5	0
2019	Chattanooga (AA)	0-1	10.80	3	0	0	0	0	3.1	8	7	4	0	0	3	2	0	0
Minor League Totals		8-9	5.55	101	10	0	0	5	147.2	143	107	91	10	10	129	115	30	1

HUDGINS, CHRISTOPHER

C

HT: 6-1; WT: 190; BATS: Right; THROWS: Right

BORN: March 2, 1996 in San Diego, Calif.

RESIDES: El Cajon, Calif.

OPENING DAY AGE: 24

SIGNED BY: Colin Gonzales

ACQUIRED: Selected in the 16th round of the 2017 First-Year Player Draft

CAREER NOTES: 2014: Graduated from Valhalla High School (Calif.), where he earned the school's Male Athlete of the Year Award as a senior...selected by the New York Yankees in the 35th round of the Draft, but did not sign...**2015-17:** Attended Cal State Fullerton, where he had five home runs and 31 RBI as a junior, leading the Titans to their second College World Series appearance in three years.

Year	Club	AVG	G	AB	R	H	2B	3B	HR	RBI	SH	SF	HP	BB	SO	SB	CS	E
2017	Idaho Falls (R)	.305	29	105	21	32	11	1	3	23	1	2	3	10	30	0	0	3
2018	Burlington (R)	.238	37	143	19	34	11	2	5	26	0	2	2	9	39	0	0	2
2019	Lexington (A)	.247	48	178	30	44	3	2	9	31	0	3	5	16	52	1	0	3
	Idaho Falls (R)	.304	6	23	4	7	2	0	0	3	0	0	0	3	7	0	0	0
Minor League Totals		.261	120	449	74	117	27	5	17	83	1	7	10	38	128	1	0	8

HUGHES, GAGE

INF

HT: 6-1; WT: 170; BATS: Switch; THROWS: Right

RESIDES: Portsmouth, Ohio

SIGNED BY: Mike Farrell

ACQUIRED: Selected in the 24th round of the 2018 First-Year Player Draft

CAREER NOTES: 2018: Graduated from Greenup County High School (Ohio), where he hit .439/.586/.837 with 25 extra-base hits and 45 RBI in 169 plate appearances as a senior...named *Rawlings-Perfect Game* Honorable Mention All-American...also was a standout player in basketball, scoring more than 2,000 points in his high school career...was committed to play baseball at the University of Cincinnati before signing with Kansas City.

Year	Club	AVG	G	AB	R	H	2B	3B	HR	RBI	SH	SF	HP	BB	SO	SB	CS	E
2018	Surprise (R)	.208	26	96	11	20	6	2	0	7	1	1	3	6	25	5	2	4
2019	Did not play (Injured)																	

HUTCHINS, NICK

C

HT: 6-1; WT: 200; BATS: Right; THROWS: Right

RESIDES: Franklin, Tenn.

SIGNED BY: Scott Melvin

ACQUIRED: Selected in the 27th round of the 2017 First-Year Player Draft

CAREER NOTES: 2014: Graduated from Franklin High School (Tenn.), where he was a four-year starter...hit .467 with seven home runs and 42 RBI as a senior, earning 11-AAA Player of the Year honors...**2015-17:** Attended Southern Illinois, where as a junior, he was named to the Johnny Bench Award Watchlist, the award that is given to the top collegiate catcher...**2018:** Tied for the Idaho Falls team lead with seven home runs.

Year	Club	AVG	G	AB	R	H	2B	3B	HR	RBI	SH	SF	HP	BB	SO	SB	CS	E
2017	Burlington (R)	.313	9	32	3	10	3	1	1	4	0	0	1	4	10	0	0	0
	Wilmington (A+)	.167	2	6	0	1	0	0	0	0	0	0	0	0	2	0	0	0
	Lexington (A)	.194	9	31	2	6	2	0	1	4	1	1	1	0	14	0	0	2
2018	Idaho Falls (R)	.292	48	178	35	52	19	0	7	40	0	3	6	20	40	0	0	4
2019	NW Arkansas (AA)	.219	9	32	4	7	1	0	0	3	1	0	0	0	14	1	0	1
	Lexington (A)	.261	67	245	29	64	18	0	5	24	0	2	6	9	59	2	2	2
Minor League Totals		.267	144	524	73	140	43	1	14	75	2	6	14	33	139	3	2	9

ISBEL, KYLE

OF

See Major League Bios, page 182

JACKSON, KEVON

OF

HT: 5-9; WT: 180; BATS: Right; THROWS: Right

RESIDES: Queen Creek, Ariz.

SIGNED BY: Ken Munoz

ACQUIRED: Selected in the ninth round of the 2018 First-Year Player Draft

CAREER NOTES: 2018: Graduated from Queen Creek High School (Ariz.), where he hit .364 (36-for-99) as a senior with 12 extra-base hits and 24 stolen bases (29 attempts) in 29 games...took second place in the AIA DII 100 meters race at the state championships on May 2, with a personal record of 21.81...he was the first player drafted by Kansas City who was born in the 21st century...was committed to Cochise Community College (Ariz.) before signing with the Royals.

Year	Club	AVG	G	AB	R	H	2B	3B	HR	RBI	SH	SF	HP	BB	SO	SB	CS	E
2018	Surprise (R)	.178	38	101	14	18	1	3	0	7	0	0	2	20	47	7	3	2
2019	Burlington (R)	.154	49	149	28	23	7	1	1	13	1	1	2	29	65	10	3	1
Minor League Totals		.164	87	250	42	41	8	4	1	20	1	1	4	49	112	17	6	3

JAMES, DANIEL

RHP

HT: 6-4; WT: 220; BATS: Right; THROWS: Right

RESIDES: Lubbock, Texas

SIGNED BY: Chad Lee

ACQUIRED: Selected in the 26th round of the 2018 First-Year Player Draft

CAREER NOTES: 2014: Graduated from Lubbock High School (Texas), where he was named Pitcher of the Year as a sophomore and junior...**2017:** Earned Second Team All-Sun Belt honors as a junior, despite missing the first four weeks of the season with a hip injury...recorded 13 saves, most in the Sun Belt and second most in University of Texas Arlington history...**2018:** Named to the National Collegiate Baseball Writers Association Stopper of the Year Watch List prior to his senior season...held opponents scoreless in 13 of 16 outings in his professional debut...**2019:** Recorded a 1.93 ERA (1 ER in 4.2 IP) in three post-season appearances and was the winning pitcher in Game 2 of the semifinals, which clinched Lexington's second straight championship series appearance.

Year	Club	W-L	ERA	G	GS	CG	SHO	SV	IP	H	R	ER	HR	HB	BB	SO	WP	BK
2018	Surprise (R)	2-0	0.73	10	0	0	0	4	12.1	12	1	1	0	0	4	17	1	0
	Idaho Falls (R)	0-0	1.59	6	0	0	0	3	5.2	3	2	1	0	1	3	5	0	0
2019	Lexington (A)	4-3	3.83	32	0	0	0	5	49.1	35	27	21	6	5	24	55	5	1
Minor League Totals		6-3	3.07	48	0	0	0	12	67.1	50	30	23	6	6	31	77	6	1

JAQUEZ, RUBENDY

INF

HT: 5-11; WT: 174; BATS: Switch; THROWS: Right

BORN: Feb. 13, 1999 in Salcedo, D.R.

RESIDES: Salcedo, D.R.

OPENING DAY AGE: 21

SIGNED BY: Fausto Morel

ACQUIRED: Signed as non-drafted free agent, Sept. 7, 2015

CAREER NOTES: 2017: Named Dominican Royals Player of the Year, leading the team in games (62), at-bats (210), steals (19) and total bases (71)...made starts at first base (20) and second base (39), committing just four errors in 371 total chances (.989 fielding percentage)...**2018:** Named Surprise Player of the Year after batting .303/.389/.448 (50-for-165) in 46 games with Surprise, including 16 steals, third most in the Arizona League...named Surprise's Player of the Month in June and July...**2019:** Ranked fifth among Royals farmhands and seventh in the South Atlantic League with 30 stolen bases...hit .333 (8-for-24) in six postseason games.

Year	Club	AVG	G	AB	R	H	2B	3B	HR	RBI	SH	SF	HP	BB	SO	SB	CS	E
2016	Dominican Royals	.240	47	129	20	31	5	0	0	9	1	0	5	22	20	5	6	8
2017	Dominican Royals	.267	62	210	19	56	8	2	1	18	3	1	0	32	41	19	8	4
2018	Surprise (R)	.303	46	165	27	50	6	3	4	27	1	1	2	22	34	16	5	7
	Idaho Falls (R)	.387	9	31	5	12	2	0	0	5	1	1	0	6	6	2	2	3
2019	Lexington (A)	.243	114	403	65	98	20	3	6	44	10	5	4	44	102	30	5	23
Minor League Totals		.263	278	938	136	247	41	8	11	103	16	8	11	126	203	72	26	45

JIMENEZ, WILMER

LHP

HT: 5-11; WT: 162; BATS: Left; THROWS: Left

BORN: June 1, 1998 in Santiago de los Caballeros, D.R.

RESIDES: Moca, D.R.

OPENING DAY AGE: 21

SIGNED BY: Fausto Morel

ACQUIRED: Signed as an international free agent, July 4, 2016

CAREER NOTES: 2018: His 14.2 strikeouts-per-nine (48 K in 30.1 IP) ranked first among Royals farmhands (min. 10 IP).

Year	Club	W-L	ERA	G	GS	CG	SHO	SV	IP	H	R	ER	HR	HB	BB	SO	WP	BK
2017	Dominican Royals	4-3	2.64	13	8	0	0	1	44.1	29	15	13	2	3	11	55	2	0
2018	Dominican Royals 1	3-0	0.89	12	1	0	0	3	30.1	22	4	3	1	2	10	48	2	1
2019	Burlington (R)	0-1	4.26	6	0	0	0	0	12.2	10	6	6	1	1	7	15	0	0
	Surprise (R)	0-0	1.74	7	0	0	0	2	10.1	8	4	2	1	0	6	19	1	0
Minor League Totals		7-4	2.21	38	9	0	0	6	97.2	69	29	24	5	6	34	137	5	1

JIN, WOO-YOUNG

RHP

HT: 6-2; WT: 210; BATS: Right; THROWS: Right

BORN: Feb. 5, 2001 in Seoul, South Korea

RESIDES: Seoul, South Korea

OPENING DAY AGE: 19

SIGNED BY: Hyun Kim & Phil Dale

ACQUIRED: Signed as an international free agent, Aug. 24, 2018

CAREER NOTES: In his professional debut, ranked among the Arizona League leaders in wins (tied for 3rd) and ERA (6th).

Year	Club	W-L	ERA	G	GS	CG	SHO	SV	IP	H	R	ER	HR	HB	BB	SO	WP	BK
2019	Surprise (R)	6-2	2.35	14	1	0	0	2	46.0	33	14	12	3	2	13	54	11	0

JOHNSON, BRYAR

RHP

HT: 6-3; WT: 200; BATS: Right; THROWS: Right

BORN: Aug. 17, 1999 in Myrtle Beach, S.C.

RESIDES: Myrtle Beach, S.C.

OPENING DAY AGE: 20

SIGNED BY: Joel Matthews

ACQUIRED: Selected in the 20th round of the 2017 First-Year Player Draft

CAREER NOTES: 2017: Graduated from Carolina Forest High School (S.C.), where he was named *Rawlings Perfect Game* Honorable Mention All-American and South Carolina 5A All-State Team...committed to Coastal Carolina before signing with Kansas City.

Year	Club	W-L	ERA	G	GS	CG	SHO	SV	IP	H	R	ER	HR	HB	BB	SO	WP	BK
2017	Surprise (R)	1-3	6.35	12	2	0	0	0	22.2	29	26	16	1	4	11	20	5	1
2018	Burlington (R)	2-5	7.54	11	2	0	0	1	37.0	49	35	31	6	3	30	40	9	1
2019	Idaho Falls (R)	2-3	4.35	13	6	0	0	0	51.2	55	31	25	5	5	17	49	12	1
Minor League Totals		5-11	5.82	36	10	0	0	1	111.1	133	92	72	12	12	58	109	26	3

JONES, TRAVIS

INF/OF

HT: 6-4; WT: 195; BATS: Right; THROWS: Right

RESIDES: Humble, Texas

SIGNED BY: Justin Lehr

ACQUIRED: Selected in the 29th round of the 2017 First-Year Player Draft

CAREER NOTES: 2014: Graduated from Atascocita High School (Texas), where he lettered for four years as the starting shortstop and lettered for three years as a wide receiver on the football team...selected in the 39th round by the Texas Rangers, but did not sign...2015-17: Attended the University of Texas...2016: Earned Academic All-Big 12 Baseball First-Team honors as a sophomore, batting .300/.395/.411 in 50 games...2017: Hit .253/.393/.401 with 23 extra-base hits and 32 RBI in a team-high 63 games as a junior...named the inaugural recipient of the James and Huston Street Longhorn Award, given to the player who most embodies what it means to be a Longhorn through leadership, selflessness and integrity, both on and off the field...reached safely in 20 of his first 22 games as a pro, batting .434/.480/.578 (36-for-83) during that stretch...recorded multiple hits in 24 of 58 games, including two five-hit efforts: July 21 at Helena and Aug. 8 at Billings...ranked first among Royals farmhands in average (.364), on-base percentage (.445) and second in slugging percentage (.541) to only Jorge Soler (min. 250 plate appearances)...also ranked sixth with 24 steals, despite not making his debut until June 25...2018: Led Royals farmhands with 36 hit-by-pitches, 22 more than anyone else...his 36 HBP also led all minor league players (all levels), eight more than anyone else...his .402 on-base percentage ranked first among Royals farmhands (min. 350 plate appearances), and his 31 steals ranked sixth...2019: Missed almost three months due to injury, but played in 12 games for the Surprise Saguaros of the Arizona Fall League...also had a .400 on-base percentage in six playoff games with Idaho Falls.

Year	Club	AVG	G	AB	R	H	2B	3B	HR	RBI	SH	SF	HP	BB	SO	SB	CS	E
2017	Surprise (R)	.485	9	33	10	16	1	1	0	6	0	0	4	4	2	4	2	0
	Burlington (R)	.391	7	23	3	9	3	0	0	4	0	2	0	1	3	0	0	0
	Idaho Falls (R)	.335	42	164	40	55	15	3	4	42	1	4	10	18	32	20	3	4
2018	Wilmington (A+)	.298	67	205	31	61	4	1	2	18	2	0	22	29	54	17	5	9
	Lexington (A)	.285	62	228	41	65	13	1	5	32	0	2	14	17	56	14	7	9
2019	NW Arkansas (AA)	.262	59	195	26	51	8	1	3	18	1	2	8	21	59	16	5	9
	Idaho Falls (R)	.304	7	23	5	7	1	1	1	6	0	0	2	4	7	0	0	0
	Surprise (R)	.000	1	2	0	0	0	0	0	1	0	0	1	1	1	0	0	0
Minor League Totals		.302	254	873	156	264	45	8	15	127	4	10	61	95	214	71	22	31

KALISH, JAKE

LHP

See Major League Bios, pages 183-184

KASSER, KYLE

INF

HT: 5-10; WT: 180; BATS: Left; THROWS: Right

RESIDES: Sparks, Nev.

SIGNED BY: Joe Ross

ACQUIRED: Selected in the 30th round of the 2018 First-Year Player Draft

CAREER NOTES: 2014: Graduated from Brea Olinda High School (Calif.), where he hit .434 and struck out only twice in 115 plate appearances as a senior, earning First Team All-League honors...2017: Earned First Team All-Pac 12 honors as a junior at Oregon, after batting .352, the highest average at Oregon since the school reinstated baseball in 2009...matched a school record with a 15-game hit streak to end the season, in which he hit .458 with seven multi-hit efforts...hit .297 with a .400 on-base percentage for the Wareham Gateman in the Cape Cod League...2018: Earned Honorable Mention All-Pac 12 honors as a senior, after batting .278 with 10 steals in 55 games...made just four errors and had a .981 fielding percentage as a senior, and committed only 12 errors in four years at Oregon...led Royals farmhands in his pro debut with a .357 average (min. 150 at-bats), which would have matched the Pioneer League lead if he had enough plate appearances to qualify.

Year	Club	AVG	G	AB	R	H	2B	3B	HR	RBI	SH	SF	HP	BB	SO	SB	CS	E
2018	Idaho Falls (R)	.357	42	171	25	61	6	0	1	29	1	1	0	13	17	1	0	5
2019	Wilmington (A+)	.303	62	198	22	60	6	1	0	17	4	1	2	17	24	7	6	2
	Lexington (A)	.300	9	30	5	9	0	0	0	3	0	0	0	5	2	3	0	1
Minor League Totals		.326	113	399	52	130	12	1	1	49	5	2	2	35	43	11	6	8

KAUFMAN, RYLAN

LHP

HT: 6-4; WT: 190; BATS: Left; THROWS: Left

RESIDES: Friendswood, Texas

SIGNED BY: Sean Gallagher

ACQUIRED: Selected in the 12th round of the 2018 First-Year Player Draft

CAREER NOTES: 2017: Graduated from Friendswood High School (Texas)...selected by Milwaukee in the 31st round of the First-Year Player Draft, but did not sign...named *Rawlings-Perfect Game* Honorable Mention All-American...2018: Went 7-1 with a 2.18 ERA (13 ER in 53.2 IP) and 59 strikeouts (9.89 K/9) in 14 outings (12 starts) as a freshman at San Jacinto College.

Year	Club	W-L	ERA	G	GS	CG	SHO	SV	IP	H	R	ER	HR	HB	BB	SO	WP	BK
2018	Idaho Falls (R)	0-0	3.60	2	2	0	0	0	5.0	2	2	1	0	0	1	7	0	0
	Surprise (R)	0-1	9.00	2	2	0	0	0	2.0	4	3	2	0	0	1	1	1	0
2019	Idaho Falls (R)	0-0	3.60	1	1	0	0	0	5.0	4	2	2	0	1	1	3	0	0
	Burlington (R)	0-1	12.00	1	1	0	0	0	3.0	4	4	4	0	1	5	0	0	1
Minor League Totals		0-2	5.40	6	6	0	0	0	15.0	14	11	9	0	2	8	11	1	1

KOWAR, JACKSON

RHP

See Major League Bios, page 185

LAMBRIGHT, AUSTIN
LHP
HT: 6-3; **WT:** 205; **BATS:** Left; **THROWS:** Left

BORN: Aug. 26, 1994 in Anacortes, Wash.

RESIDES: Friday Harbor, Wash.

OPENING DAY AGE: 25

SIGNED BY: Chad Lee

ACQUIRED: Selected in the 10th round of the 2018 First-Year Player Draft

CAREER NOTES: **2013:** Graduated from Friday Harbor High School (Wash.)...**2014-17:** Spent the first four seasons of his college career at Abilene Christian University, where he pitched in 30 games as a freshman and sophomore before missing the 2016 season due to Tommy John surgery...returned to record 57.0 innings with 65 strikeouts in 15 outings in 2017...**2018:** Transferred to the University of Central Oklahoma, where he went 4-1 with a 3.32 ERA (16 ER in 43.1 IP) and 52 strikeouts (10.8 K/9) in 25 outings (4 starts) as a fifth-year senior...**2019:** His. 14.1 K/9 (74 K in 47.1 IP) was tops among Royals farmhands (min. 25.0 IP).

Year	Club	W-L	ERA	G	GS	CG	SHO	SV	IP	H	R	ER	HR	HB	BB	SO	WP	BK
2018	Burlington (R)	0-3	4.84	16	0	0	0	1	22.1	21	16	12	0	0	27	31	8	0
2019	Wilmington (A+)	0-2	3.57	16	0	0	0	0	17.2	19	8	7	0	2	9	29	4	1
	Lexington (A)	2-0	2.43	17	0	0	0	1	29.2	15	9	8	1	1	16	45	2	0
Minor League Totals		2-5	3.49	49	0	0	0	2	69.2	55	33	27	1	3	52	105	14	1

LARA, JANSEY JUNIOR
RHP
HT: 6-0; **WT:** 168; **BATS:** Right; **THROWS:** Right

BORN: Aug. 10, 1996 in San Cristobal, D.R.

RESIDES: San Cristobal, D.R.

OPENING DAY AGE: 23

SIGNED BY: Edis Perez

ACQUIRED: Signed as an international free agent, July 3, 2015

CAREER NOTES: **2017:** Named Idaho Falls Pitcher of the Year after leading the Chukars in ERA (min. 25 IP)...also named Pioneer League midseason All-Star and recorded a scoreless inning in the league's All-Star Game...held opponents to one run or less in six of his 12 outings, including 6.0 shutout innings with a career-high tying eight strikeouts in a 7-0 win at Ogden on July 1...**2018:** Missed six weeks due to a right shoulder injury...reinstated from the IL on July 23 and pitched exclusively in relief the rest of the season, posting a 3.04 ERA (8 ER in 23.2 IP) and .202 opponents' average (18-for-89) with 31 strikeouts (11.8 K/9), after posting a 3.61 ERA (17 ER in 42.1 IP) in 12 outings (8 starts) with Lexington before the injury.

Year	Club	W-L	ERA	G	GS	CG	SHO	SV	IP	H	R	ER	HR	HB	BB	SO	WP	BK
2016	Dominican Royals	1-2	4.09	12	7	0	0	1	33.0	33	17	15	4	3	21	45	3	1
2017	Idaho Falls (R)	4-2	4.13	12	10	0	0	0	52.1	51	28	24	8	6	29	57	7	0
2018	Lexington (A)	4-3	3.41	23	8	0	0	1	66.0	54	34	25	5	5	28	75	10	1
	Burlington (R)	0-0	10.38	2	2	0	0	0	4.1	9	6	5	0	1	3	5	2	1
	Surprise (R)	0-1	9.00	1	1	0	0	0	1.0	2	1	1	0	0	0	1	0	0
2019	Did not pitch																	
Minor League Totals		9-8	4.02	50	28	0	0	2	156.2	149	86	70	17	15	81	183	22	3

LEAL, JEMIR
RHP
HT: 6-2; **WT:** 155; **BATS:** Right; **THROWS:** Right

BORN: April 7, 2003 in Chihuahua, Mexico

RESIDES: Chihuahua, Mexico

OPENING DAY AGE: 16

SIGNED BY: Manuel Samaniego & Luis Ortiz

ACQUIRED: Signed as an international free agent, July 2, 2019

Year	Club	W-L	ERA	G	GS	CG	SHO	SV	IP	H	R	ER	HR	HB	BB	SO	WP	BK
(2020 will be his first year in professional baseball)																		

LEE, KHALIL RASHAD
OF

See Major League Bios, pages 186-187

LEYTON, ROGER
OF
HT: 6-2; **WT:** 180; **BATS:** Right; **THROWS:** Right

BORN: Feb. 3, 2003 in Managua, Nicaragua

RESIDES: Managua, Nicaragua

OPENING DAY AGE: 17

SIGNED BY: Juan Lopez & Luis Ortiz

ACQUIRED: Signed as an international free agent, July 2, 2019

Year	Club	AVG	G	AB	R	H	2B	3B	HR	RBI	SH	SF	HP	BB	SO	SB	CS	E
(2020 will be his first year in professional baseball)																		

LIQUET, JOHNFI
LHP
HT: 5-11; **WT:** 150; **BATS:** Left; **THROWS:** Left

BORN: Nov. 4, 2000 in Santo Domingo, D.R.

RESIDES: Santo Domingo, D.R.

OPENING DAY AGE: 19

SIGNED BY: Ramon Pena

ACQUIRED: Signed as an international free agent, Dec. 10, 2018

Year	Club	W-L	ERA	G	GS	CG	SHO	SV	IP	H	R	ER	HR	HB	BB	SO	WP	BK
2019	Dominican Royals 1	1-1	4.61	7	2	0	0	0	13.2	15	11	7	1	0	6	10	6	2
	Dominican Royals 2	1-1	6.52	5	2	0	0	0	9.2	12	8	7	2	1	2	11	0	0
Minor League Totals		2-2	5.40	12	4	0	0	0	23.1	27	19	14	3	1	8	21	6	2

LUCAS, ALDRIN

C

HT: 5-10; WT: 165; BATS: Right; THROWS: Right

RESIDES: Santo Domingo, D.R.

SIGNED BY: Daniel Guerrero

ACQUIRED: Signed as an international free agent, July 6, 2019

BORN: Feb. 7, 2003 in Santo Domingo, D.R.

OPENING DAY AGE: 17

Year	Club	AVG	G	AB	R	H	2B	3B	HR	RBI	SH	SF	HP	BB	SO	SB	CS	E
(2020 will be his first year in professional baseball)																		

LUECK, JACKSON

OF

HT: 6-1; WT: 170; BATS: Switch; THROWS: Right

RESIDES: Longwood, Fla.

SIGNED BY: Jim Buckley

ACQUIRED: Selected in the eighth round of the 2018 First-Year Player Draft

CAREER NOTES: 2015: Graduated from Orangewood Christian Academy (Fla.), where he hit .400 as a senior with 16 stolen bases. 2017: Hit .318/.405/.507 (67-for-211) with a career-high 54 RBI as a sophomore at Florida State...earned ACC Championship MVP honors after going 7-for-16 with seven RBI in the tournament, including a 12th-inning walk-off HR in the opening game. 2018: Earned Third Team All-ACC honors as a junior and had a career-high and team-leading 15 HR with 45 RBI in 60 games.

BORN: Feb. 19, 1997 in Longwood, Fla.

OPENING DAY AGE: 23

Year	Club	AVG	G	AB	R	H	2B	3B	HR	RBI	SH	SF	HP	BB	SO	SB	CS	E
2018	Wilmington (A+)	.172	9	29	3	5	4	0	0	2	1	0	1	0	12	1	0	1
	Burlington (R)	.245	43	163	24	40	9	1	5	19	0	2	5	19	52	4	3	4
	Surprise (R)	.625	2	8	5	2	1	0	0	0	0	0	2	1	0	0	0	0
2019	Lexington (A)	.172	95	309	27	53	10	2	3	23	4	1	4	44	132	3	3	6
Minor League Totals		.202	149	509	59	103	25	4	8	44	5	3	10	65	197	9	6	11

LUGO, RITO

LHP

HT: 5-10; WT: 185; BATS: Left; THROWS: Left

RESIDES: Naiguata, Venezuela

SIGNED BY: Joelvis Gonzalez

ACQUIRED: Signed as an international free agent, July 2, 2018

BORN: Nov. 3, 1995 in Naiguata, Venezuela

OPENING DAY AGE: 24

CAREER NOTES: 2018: Appeared with three different teams in his pro debut and recorded 72 strikeouts to just nine walks in 47 innings, good for a 13.8 K/9 and 8.00 K/BB, both of which were best among Royals farmhands (min. 40 IP)...2019: Recorded 21.1 consecutive scoreless innings over four starts from July 26-Aug. 11, a stretch in which he held opponents to a .114 average (8-for-70) and had 20 strikeouts to just two walks...went 2-0 with a 0.75 ERA (1 ER in 12.0 IP) with 16 strikeouts (12.0 K/9) in two playoff starts for Wilmington, and was the winning pitcher in both the series-clinching Game 5 of the Mills Cup Semifinals and in the title-clinching Game 5 of the Carolina League championship.

Year	Club	W-L	ERA	G	GS	CG	SHO	SV	IP	H	R	ER	HR	HB	BB	SO	WP	BK
2018	Idaho Falls (R)	2-0	2.01	4	4	0	0	0	22.1	19	5	5	2	1	2	30	0	1
	Surprise (R)	0-0	2.00	2	0	0	0	0	9.0	8	2	2	0	0	3	15	0	0
	Dominican Royals 1	0-2	1.15	4	2	0	0	0	15.2	11	5	2	0	3	4	27	2	0
2019	Wilmington (A+)	4-4	2.34	31	14	0	0	0	100.0	88	30	26	2	2	22	77	1	0
Minor League Totals		6-6	2.14	41	20	0	0	0	147.0	126	42	35	4	6	31	149	3	1

LUKAS, ADAM

RHP

HT: 6-4; WT: 225; BATS: Right; THROWS: Right

RESIDES: West Bend, Wis.

SIGNED BY: Mike Farrell

ACQUIRED: Selected in the 12th round of the 2019 First-Year Player Draft

BORN: July 31, 1998 in Janesville, Wis.

OPENING DAY AGE: 21

CAREER NOTES: 2016: Graduated from Grafton High School (Wis.), where he went 9-2 with a 1.17 ERA and .153 opponents' average as a senior...2018: Posted a 2.64 ERA and 61 strikeouts in 48.0 innings for the Mankato MoonDogs of the Northwoods League...2019: Had 75 strikeouts in 68.0 innings as a junior at the University of Evansville, including a 12-strikeout game over 7.0 scoreless innings (1 hit) on March 15 vs. Creighton...also pitched 7.0 scoreless innings on March 13 vs. Boston College and 6.0 scoreless innings on March 29 vs. Bradley.

Year	Club	W-L	ERA	G	GS	CG	SHO	SV	IP	H	R	ER	HR	HB	BB	SO	WP	BK
(2020 will be his first year in professional baseball)																		

LYNCH, DANIEL

LHP

See Major League Bios, pages 188

MACHADO, ANDRES

RHP

See Major League Bios, pages 189-190

MADURO, CAL

RHP

HT: 6-0; WT: 165; BATS: Right; THROWS: Right

RESIDES: Oranjestad, Aruba

SIGNED BY: Edson Kelly & Orlando Estevez

ACQUIRED: Signed as an international free agent, July 3, 2018

BORN: Oct. 25, 2001 in Oranjestad, Aruba

OPENING DAY AGE: 18

Year	Club	W-L	ERA	G	GS	CG	SHO	SV	IP	H	R	ER	HR	HB	BB	SO	WP	BK
2019	Dominican Royals 2	0-0	2.56	14	0	0	0	6	31.2	27	13	9	1	5	8	38	2	0

OF

MAICAN, DIEGO

HT: 6-3; WT: 180; BATS: Right; THROWS: Right

RESIDES: El Tigre, Venezuela

SIGNED BY: Joelvis Gonzalez

ACQUIRED: Signed as an international free agent, July 18, 2017

BORN: Oct. 24, 2000 in El Tigre, Venezuela

OPENING DAY AGE: 19

Year	Club	AVG	G	AB	R	H	2B	3B	HR	RBI	SH	SF	HP	BB	SO	SB	CS	E
2018	Dominican Royals 1	.267	51	165	14	44	7	1	0	21	0	2	6	20	33	6	6	2
2019	Surprise (R)	.233	48	180	27	42	10	1	2	22	0	4	5	23	58	1	0	7
Minor League Totals		.249	99	345	41	86	17	2	2	43	0	6	11	43	91	7	6	9

MANNING, AUSTIN

LHP

HT: 5-10; WT: 185; BATS: Left; THROWS: Left

RESIDES: Oakdale, Calif.

SIGNED BY: Bobby Shore

ACQUIRED: Selected in the 19th round of the 2019 First-Year Player Draft

CAREER NOTES: 2016: Graduated from Oakdale High School (Calif.), where he earned first team Valley Oak League honors as a senior and was named his team's Most Valuable Player, going 7-3 with a 1.33 ERA and 87 strikeouts, while batting .347 at the plate...2018: Recorded the final out of the eighth inning in a three-pitcher combined no-hitter with the University of Southern California on March 15 vs. Utah...2019: Had 25 strikeouts in 21.0 innings in 15 relief appearances as a junior at USC.

Year	Club	W-L	ERA	G	GS	CG	SHO	SV	IP	H	R	ER	HR	HB	BB	SO	WP	BK
2019	Idaho Falls (R)	1-1	6.97	16	0	0	0	1	20.2	30	16	16	2	0	11	23	4	0

MARINEZ, NEYFI

OF

HT: 1-3; WT: 175; BATS: Left; THROWS: Right

RESIDES: Santo Domingo Norte, D.R.

SIGNED BY: Edis Perez & Fabio Herrera

ACQUIRED: Signed as an international free agent, July 8, 2017

CAREER NOTES: 2018: Named Dominican Royals 2 Player of the Year...led the team with six triples...2019: Led Dominican Royals 2 in home runs and RBI and was third in hits.

Year	Club	AVG	G	AB	R	H	2B	3B	HR	RBI	SH	SF	HP	BB	SO	SB	CS	E
2018	Dominican Royals 2	.269	59	212	29	57	14	6	1	23	1	2	2	14	44	2	4	4
2019	Dominican Royals 1	.200	7	25	2	5	1	1	0	2	0	0	1	1	13	0	0	0
	Dominican Royals 2	.274	58	208	33	57	11	4	6	35	0	2	1	38	49	6	5	6
Minor League Totals		.267	124	445	64	119	26	11	7	60	1	4	4	53	106	8	9	10

MARKLUND, BRANDON

RHP

HT: 6-1; WT: 200; BATS: Right; THROWS: Right

RESIDES: North Vancouver, Canada

SIGNED BY: Phil Dale

ACQUIRED: Signed as an international free agent, Jan. 31, 2019

CAREER NOTES: 2018: Graduated from Bryan College (Tenn.), where he went 6-1 as a senior with a conference-best eight saves and set school records with a 2.38 ERA and a .199 opponents' average, earning All-Appalachian Athletic Conference first team honors...had a 2.29 ERA in 19.2 innings for Auckland in the Australian Baseball League...2019: Signed with Kansas City as an international free agent on Jan. 31, and became an MLB.com Organization All-Star in his professional debut, leading Royals farmhands in ERA (min. 10.0 IP)...recorded a 0.00 ERA in 9.0 innings with three saves over four postseason appearances for Lexington, en route to the Legends' second straight title...pitched for the Canadian national baseball team in the Premier12 Tournament in South Korea.

Year	Club	W-L	ERA	G	GS	CG	SHO	SV	IP	H	R	ER	HR	HB	BB	SO	WP	BK
2019	Lexington (A)	4-0	0.46	24	0	0	0	6	39.1	23	7	2	1	1	19	44	5	1

MARQUEZ, EMILIO

LHP

HT: 5-8; WT: 170; BATS: Left; THROWS: Left

RESIDES: Bolivar, Venezuela

SIGNED BY: Joelvis Gonzalez

ACQUIRED: Signed as an international free agent, March 4, 2018

CAREER NOTES: 2019: Named Surprise Pitcher of the Year after ranking tied for third in the Arizona League with 63 strikeouts (12.2 K/9), including a career-high 10 strikeouts in 4.0 innings on Aug. 16, before being promoted to Lexington for his final start of the season...recorded 3.0 scoreless innings to earn the save in Game 2 of the South Atlantic League championship series.

Year	Club	W-L	ERA	G	GS	CG	SHO	SV	IP	H	R	ER	HR	HB	BB	SO	WP	BK
2018	Dominican Royals 1	2-0	0.61	9	0	0	0	3	14.2	9	3	1	0	1	3	20	1	0
2019	Lexington (A)	0-1	2.45	1	0	0	0	0	3.2	5	1	1	0	0	1	4	0	1
	Surprise (R)	5-1	2.51	13	6	0	0	0	46.2	39	16	13	3	1	7	63	7	0
Minor League Totals		7-2	2.08	23	6	0	0	3	65.0	53	20	15	3	2	11	87	8	1

MARQUEZ, JOSE DANIEL

INF

HT: 6-0; WT: 175; BATS: Right; THROWS: Right

RESIDES: Barcelona, Venezuela

SIGNED BY: Richard Castro

ACQUIRED: Signed as an international free agent, July 17, 2014

CAREER NOTES: 2018: Named Burlington Player of the Year after batting .301/.355/.498 (69-for-229) and ranked among Appalachian League leaders in: extra-base hits (26, 4th), runs (tied for 4th) and total bases (114, 5th)...had a team-high 18-game on-base streak from July 2-22 and was named Burlington's Player of the Month for July.

Year	Club	AVG	G	AB	R	H	2B	3B	HR	RBI	SH	SF	HP	BB	SO	SB	CS	E
2015	Dominican Royals	.278	55	194	22	54	10	3	0	26	8	4	4	16	36	1	7	7
2016	Surprise (R)	.220	36	123	16	27	3	2	1	17	1	2	1	9	34	4	1	5
2017	Burlington (R)	.254	50	177	24	45	9	4	2	19	1	0	5	15	32	1	2	11
2018	Burlington (R)	.301	59	229	47	69	14	5	7	35	2	2	4	16	49	9	4	8
	Idaho Falls (R)	.333	2	9	1	3	0	0	0	2	0	0	0	0	1	0	1	0
2019	Wilmington (A+)	.273	6	22	0	6	0	0	0	2	1	1	0	0	7	0	0	3
	Idaho Falls (R)	.310	64	252	45	78	12	5	1	28	3	4	2	28	48	13	8	9
Minor League Totals		.280	272	1,006	155	282	48	19	11	129	16	13	16	84	207	28	23	43

MARSH, ALEC

RHP

HT: 6-3; WT: 210; BATS: Right; THROWS: Right

RESIDES: Milwaukee, Wis.

SIGNED BY: Ken Munoz

ACQUIRED: Selected in the second round of the 2019 First-Year Player Draft

CAREER NOTES: 2016: Graduated from Ronald Reagan High School (Wis.), where he posted a 1.21 ERA and .470 batting average as the team captain in his senior season... 2017-19: Attended Arizona State University, where he was named to the Golden Spikes Award Midseason Watch List and the Collegiate Baseball of Hall of Fame Watch List for National Pitcher of the Year as a junior... 2019: Threw a three-hit complete game with nine strikeouts in a 4-1 win vs. Oregon State on April 12... went 9-3 with a 3.17 ERA (34 ER in 96.2 IP) in 16 outings during his junior season at Arizona State, including three double-digit strikeout efforts...recorded a 10.3 K/BB ratio in his pro debut.

Year	Club	W-L	ERA	G	GS	CG	SHO	SV	IP	H	R	ER	HR	HB	BB	SO	WP	BK
2019	Idaho Falls (R)	0-1	4.05	13	13	0	0	0	33.1	30	16	15	5	0	4	38	3	0

MARTE, YUNIOR

RHP

See Major League Bios, page 191

MARTIN, RUTILIOUS TAMARGE (RUDY)

OF

HT: 5-7; WT: 155; BATS: Left; THROWS: Left

RESIDES: Olive Branch, Miss.

SIGNED BY: Travis Ezi

ACQUIRED: Selected in the 25th round of the 2014 First-Year Player Draft

CAREER NOTES: 2013: Won 4A State Championship as a junior... 2014: Graduated from Lewisburg High (Miss.)... 2015: Named Surprise Player of the Year, ranking among Arizona League leaders in on-base percentage (.477, 1st), triples (tied for 1st), runs (tied for 1st), walks (tied for 1st), slugging percentage (.541, 2nd) and batting average (.4th) in his pro debut...reached safely in 26 consecutive games (July 24-Aug. 28), the second-longest streak in the Arizona League...named Arizona League postseason All-Star... 2018: Ranked tied for second in the Carolina League with 29 stolen bases, despite only playing in 75 games with the Blue Rocks... 2019: Named South Atlantic League Player of the Week for the period of Aug. 12-18, a six-game stretch in which he hit .400 (8-for-20) with two doubles, a triple, two homers and six RBI...tied for eighth among Royals farmhands with 26 steals.

Year	Club	AVG	G	AB	R	H	2B	3B	HR	RBI	SH	SF	HP	BB	SO	SB	CS	E
2015	Surprise (R)	.338	40	133	+41	45	6	+9	1	11	1	2	3	+34	28	14	3	3
	Idaho Falls (R)	.167	2	6	1	1	0	0	0	0	1	0	0	1	3	2	0	0
2016	Idaho Falls (R)	.244	41	156	30	38	5	1	2	14	5	0	6	17	51	19	3	4
	Surprise (R)	.313	5	16	0	5	0	1	0	2	0	0	0	1	6	1	1	0
2017	Lexington (A)	.277	37	119	25	33	7	1	2	19	4	1	1	16	37	26	4	4
2018	NW Arkansas (AA)	.000	1	1	0	0	0	0	0	0	0	0	0	0	1	0	0	0
	Wilmington (A+)	.232	75	259	42	60	13	4	4	37	10	0	3	39	93	29	6	0
	Idaho Falls (R)	.265	9	34	9	9	2	1	2	9	2	2	0	6	11	0	0	1
2019	Omaha (AAA)	.214	12	42	7	9	2	0	2	4	1	0	1	3	12	6	1	1
	Wilmington (A+)	.164	62	183	19	30	3	1	1	7	5	0	3	19	68	16	5	4
	Lexington (A)	.213	26	89	8	19	4	1	3	12	2	0	1	5	35	4	4	2
Minor League Totals		.240	310	1,038	182	249	42	19	17	115	31	5	21	141	345	117	27	19

MARTINEZ, EDGAR

INF

HT: 5-10; WT: 150; BATS: Right; THROWS: Right

RESIDES: Santiago, D.R.

SIGNED BY: Fausto Morel

ACQUIRED: Signed as an international free agent, April 9, 2018

BORN: Feb. 14, 2001 in Navarette, D.R.

OPENING DAY AGE: 19

Year	Club	AVG	G	AB	R	H	2B	3B	HR	RBI	SH	SF	HP	BB	SO	SB	CS	E
2018	Dominican Royals 1	.083	5	12	0	1	0	0	0	1	0	0	0	4	6	2	0	0
	Dominican Royals 2	.257	50	179	29	46	9	2	0	13	4	1	5	20	43	13	13	14
2019	Dominican Royals 2	.333	36	132	23	44	6	1	0	17	3	2	3	19	27	12	10	12
	Dominican Royals 1	.271	25	70	17	19	2	0	0	7	1	1	0	14	16	10	2	3
Minor League Totals		.280	116	393	69	110	17	3	0	38	8	4	8	57	92	37	25	29

MARTINEZ, JARVIS

OF

HT: 6-2; WT: 180; BATS: Left; THROWS: Left

BORN: Aug. 18, 2000 in Santo Domingo, D.R.

RESIDES: Santo Domingo, D.R.

OPENING DAY AGE: 19

SIGNED BY: Ramon Pena

ACQUIRED: Signed as an international free agent, June 11, 2019

Year	Club	AVG	G	AB	R	H	2B	3B	HR	RBI	SH	SF	HP	BB	SO	SB	CS	E
2019	Dominican Royals 2	.206	19	63	11	13	2	2	1	7	1	1	1	8	18	2	2	0
	Dominican Royals 1	.136	15	44	5	6	1	0	0	4	0	0	0	4	16	1	1	2
Minor League Totals		.178	34	107	16	19	3	2	1	11	1	1	1	12	34	3	3	2

MARTINEZ, JUAN

RHP

HT: 5-11; WT: 170; BATS: Right; THROWS: Right

BORN: April 6, 2001 in San Salvador, El Salvador

RESIDES: San Salvador, El Salvador

OPENING DAY AGE: 18

SIGNED BY: Edis Perez & Rene Francisco

ACQUIRED: Signed as an international free agent, July 6, 2018

Year	Club	W-L	ERA	G	GS	CG	SHO	SV	IP	H	R	ER	HR	HB	BB	SO	WP	BK
2019	Dominican Royals 2	0-2	10.35	13	0	0	0	0	20.0	35	26	23	2	2	13	13	14	1

MARTINEZ, MARCELO

LHP

HT: 6-2; WT: 190; BATS: Left; THROWS: Left

BORN: Aug. 10, 1996 in Reynosa, Mexico

RESIDES: Reynosa, Mexico

OPENING DAY AGE: 23

SIGNED BY: Manuel Samaniego & Luis Ortiz

ACQUIRED: Signed as an international free agent, March 7, 2018

CAREER NOTES: 2018: Named Burlington Pitcher of the Year in his professional debut...led the Appalachian League in ERA, strikeouts, K/9 (11.2), opponents' average (.216) and WHIP (1.00)...in consecutive starts on Aug. 1 and Aug. 7, he recorded 6.0 scoreless innings on one hit and 12 strikeouts, followed by 6.0 no-hit, scoreless innings with 10 strikeouts...the Aug. 1 start earned him Appalachian League Pitcher of the Week honors, and he was later named Burlington's Pitcher of the Month for August.

Year	Club	W-L	ERA	G	GS	CG	SHO	SV	IP	H	R	ER	HR	HB	BB	SO	WP	BK
2018	Lexington (A)	1-0	4.50	1	1	0	0	0	6.0	4	3	3	1	0	1	9	0	0
	Burlington (R)	5-3	*2.68	10	10	1	1	0	57.0	46	18	17	3	0	11	*71	5	1
	Idaho Falls (R)	0-1	1.50	2	0	0	0	0	6.0	4	1	1	1	0	2	10	0	0
2019	Wilmington (A+)	6-7	4.23	25	21	0	0	1	121.1	112	59	57	16	1	37	108	14	1
	Lexington (A)	0-0	2.00	2	0	0	0	1	9.0	9	2	2	1	0	0	10	1	0
Minor League Totals		12-11	3.61	40	32	1	1	2	199.1	175	83	80	22	1	51	208	20	2

MASCARELLA, WYATT

C

HT: 6-3; WT: 215; BATS: Right; THROWS: Right

BORN: Oct. 3, 1996 in Elkton, Md.

RESIDES: Cary, Ill.

OPENING DAY AGE: 23

SIGNED BY: Casey Fahy

ACQUIRED: Signed as a non-drafted free agent, June 21, 2019

CAREER NOTES: 2015: Graduated from Cary-Grove High School (Ill.), where he hit eight home runs and threw out 78 percent of base runners as a senior and was named to the Illinois High School Baseball Coaches Association All-State team...**2016:** Attended the University of Illinois-Chicago, where he posted a .377 on-base percentage and had a 19-game on-base streak, earning Horizon League All-Freshman team honors...**2017:** Attended McHenry County College, where he hit .414 with 13 home runs and 59 RBI in 50 games, leading his team to a 41-12-1 record, an Illinois Skyway Collegiate Conference Championship and an NJCAA Region IV Section Championship...**2018:** Transferred to St. John's, where he slugged a team-best .535 in 50 games and hit .340 with five home runs...**2019:** Led the team with 40 walks and was a unanimous first team All-Big East selection.

Year	Club	AVG	G	AB	R	H	2B	3B	HR	RBI	SH	SF	HP	BB	SO	SB	CS	E
2019	Idaho Falls (R)	.194	20	67	11	13	4	0	1	6	0	1	0	9	33	0	0	3

MASSEY, MICHAEL

INF

HT: 6-1; WT: 185; BATS: Left; THROWS: Right

BORN: March 22, 1998 in Hazelcrest, Ill.

RESIDES: Champaign, Ill.

OPENING DAY AGE: 22

SIGNED BY: Scott Melvin

ACQUIRED: Selected in the fourth round of the 2019 First-Year Player Draft

CAREER NOTES: 2016: Graduated from Brother Rice High School (Ill.), where he was a three-year letterwinner and team captain as a senior...**2018:** Named ABCA/Rawlings Gold Glove Award winner at second base, becoming the first Illini ever to win the award...**2019:** Named Illinois Athletics Male Athlete of the Year finalist and "Best Pure Hitter" in the Big Ten by *Baseball America*...hit .317 with a team-high 69 hits in 55 games as a junior and was named All-Big Ten first team as a second baseman...went 60 consecutive games without committing an error from April 22, 2017-May 12, 2018, and did not commit an error with Illinois in 2019...became the highest-drafted infielder in Illinois history when Kansas City selected him in the fourth round.

Year	Club	AVG	G	AB	R	H	2B	3B	HR	RBI	SH	SF	HP	BB	SO	SB	CS	E
2019	Burlington (R)	.272	42	173	32	47	7	0	5	25	0	1	5	13	28	4	0	4

MATIAS, SEULY

OF

HT: 6-3; **WT:** 198; **BATS:** Right; **THROWS:** Right
RESIDES: La Isabela, D.R.
SIGNED BY: Fausto Morel

BORN: Sept. 4, 1998 in La Isabela, D.R.
OPENING DAY AGE: 21

ACQUIRED: Signed as an international free agent, July 4, 2015

CAREER NOTES: **2016:** Ranked among Arizona League leaders in home runs (tied for first), extra-base hits (21, tied for second) and total bases (82, tied for third)...**2017:** Tied for the Appalachian League lead with five sacrifice flies...**2018:** Named Lexington Co-Player of the Year, after hitting 31 HR (6th most in the minors), despite playing in just 94 games...season ended due to injury on Aug. 13, at which point he was tied for the minor league lead in HR...hit HR in each of his first three games, including two on Opening Day, his first of four multi-HR games...earned South Atlantic League midseason and postseason All-Star honors and was named to the SiriusXM All-Star Futures Game in Washington, D.C., where he went 2-for-3 with a HR...named MiLB.com Organization All-Star...**2019:** Missed three months due to injury, which limited his season to just 57 games.

Year	Club	AVG	G	AB	R	H	2B	3B	HR	RBI	SH	SF	HP	BB	SO	SB	CS	E
2016	Dominican Royals	.125	7	24	2	3	1	0	0	2	0	0	1	2	13	0	0	1
	Surprise (R)	.250	46	172	32	43	11	2	8	29	0	0	4	22	73	2	4	5
2017	Burlington (R)	.243	57	222	27	54	13	3	7	36	0	5	3	16	72	2	1	6
2018	Lexington (A)	.231	94	338	62	78	13	1	31	63	0	2	12	24	131	6	0	5
2019	Wilmington (A+)	.148	57	189	23	28	10	4	4	22	1	2	4	25	98	2	4	3
Minor League Totals		.218	261	945	146	206	48	10	50	152	1	9	24	89	387	12	9	20

MCCONNELL, BRADY

INF

HT: 6-3; **WT:** 195; **BATS:** Right; **THROWS:** Right
RESIDES: Merritt Island, Fla.
SIGNED BY: Jim Buckley

BORN: May 24, 1998 in Hanover, Penn.
OPENING DAY AGE: 21

ACQUIRED: Selected in the second round of the 2019 First-Year Player Draft

CAREER NOTES: **2017:** Selected by Cincinnati in the 33rd round of the First-Year Player Draft out of Merritt Island High School (Fla.), but did not sign...**2019:** Hit .332 with 15 home runs and 48 RBI in 59 games with the Gators as a draft-eligible sophomore...was Florida teammates with Brady Singer and Jackson Kowar, who were selected 18th and 33rd overall, respectively, by Kansas City in 2018.

Year	Club	AVG	G	AB	R	H	2B	3B	HR	RBI	SH	SF	HP	BB	SO	SB	CS	E	
2019	Idaho Falls (R)	.211	38	152	25	32	12	1	4	22	1	0	0	2	14	66	5	3	16
	Surprise (R)	.250	2	8	3	2	1	0	1	1	0	0	0	1	2	0	0	0	
Minor League Totals		.213	40	160	28	34	13	1	5	23	1	0	2	15	68	5	3	16	

MEANS, JAKE

INF

HT: 6-2; **WT:** 215; **BATS:** Right; **THROWS:** Right
RESIDES: Olathe, Kan.

BORN: April 14, 1996 in Olathe, Kan.
OPENING DAY AGE: 23

SIGNED BY: Mike Farrell

ACQUIRED: Selected in the 22nd round of the 2019 First-Year Player Draft

CAREER NOTES: **2015:** Graduated from Gardner Edgerton High School (Kan.), the same school that Bubba Starling attended...**2016-17:** Played two seasons at Cowley College, where he earned first team All-Region and first team All-Conference at shortstop...**2018:** Transferred to Indiana State University...**2019:** Named Missouri Valley Conference Defensive Player of the Year as a senior and honorable mention honors at third base...hit .286 and led Indiana State with 42 RBI and 17 hit-by-pitches, while finishing second with a .417 on-base percentage and 33 walks...he's the brother of Orioles' pitcher John Means, and was teammates at ISU with Royals' ninth-round pick Clay Dungan.

Year	Club	AVG	G	AB	R	H	2B	3B	HR	RBI	SH	SF	HP	BB	SO	SB	CS	E
2019	Burlington (R)	.267	60	210	41	56	11	1	5	29	0	3	17	36	51	2	2	13

MEDINA, YESI

C

HT: 5-10; **WT:** 185; **BATS:** Right; **THROWS:** Right
RESIDES: Barinas, Venezuela
SIGNED BY: Fausto Morel

BORN: April 18, 2000 in Barinas, Venezuela
OPENING DAY AGE: 19

ACQUIRED: Signed as a minor-league free agent, June 15, 2018

Year	Club	AVG	G	AB	R	H	2B	3B	HR	RBI	SH	SF	HP	BB	SO	SB	CS	E
2018	Dominican Royals 1	.250	3	3	0	1	1	0	0	0	0	0	0	1	0	0	0	0
	Dominican Royals 2	.237	21	59	6	14	3	0	0	8	1	0	0	12	9	0	1	1
2019	Dominican Royals 1	.200	25	63	8	10	2	0	1	9	0	0	4	9	10	1	0	3
	Dominican Royals 2	.409	10	22	3	9	2	0	0	4	0	1	0	3	2	0	0	4
Minor League Totals		.252	59	135	17	34	8	0	1	21	1	1	4	25	21	1	1	4

MEJIA, ERICK AUGUSTO

INF

See Major League Bios, pages 192-193

MELLENDEZ, MARIO

C

HT: 5-10; **WT:** 180; **BATS:** Right; **THROWS:** Right
RESIDES: Aragua, Venezuela
SIGNED BY: Jose Figueroa, Joelvis Gonzalez & Orlando Estevez
ACQUIRED: Signed as an international free agent, July 10, 2019

BORN: April 4, 2003 in Aragua, Venezuela
OPENING DAY AGE: 16

Year	Club	AVG	G	AB	R	H	2B	3B	HR	RBI	SH	SF	HP	BB	SO	SB	CS	E
(2020 will be his first year in professional baseball)																		

MELLENDEZ, MJ (MERVYL JR.)

C

See Major League Bios, page 194

MELI, DENSY

INF

HT: 6-0; WT: 170; BATS: Right; THROWS: Right

BORN: Jan. 24, 2001 in Santo Domingo, D.R.

RESIDES: Santo Domingo, D.R.

OPENING DAY AGE: 19

SIGNED BY: Ramon Pena

ACQUIRED: Signed as an international free agent, Jan. 4, 2019

Year	Club	AVG	G	AB	R	H	2B	3B	HR	RBI	SH	SF	HP	BB	SO	SB	CS	E
2019	Dominican Royals 1	.063	10	32	2	2	1	0	0	2	0	0	1	6	12	1	0	0
	Dominican Royals 2	.231	44	147	23	34	4	0	5	17	0	1	7	14	59	4	2	10
Minor League Totals		.201	54	179	25	36	5	0	5	19	0	1	8	20	71	5	2	10

MENDEZ, JAIRO

OF

HT: 6-0; WT: 155; BATS: Left; THROWS: Left

BORN: Oct. 6, 2002 in Santo Domingo, D.R.

RESIDES: Santo Domingo, D.R.

OPENING DAY AGE: 17

SIGNED BY: Edis Perez & Albert Gonzalez

ACQUIRED: Signed as an international free agent, July 5, 2019

Year	Club	AVG	G	AB	R	H	2B	3B	HR	RBI	SH	SF	HP	BB	SO	SB	CS	E
(2020 will be his first year in professional baseball)																		

MERRELL, KEVIN

INF

See Major League Bios, page 195

MILLER, ANDERSON LATRELL

OF

HT: 6-3; WT: 208; BATS: Left; THROWS: Left

BORN: May 6, 1994 in Lexington, Ky.

RESIDES: Lexington, Ky.

OPENING DAY AGE: 25

SIGNED BY: Mike Farrell

ACQUIRED: Selected in the third round of the 2015 First-Year Player Draft

CAREER NOTES: 2012: Graduated from Lafayette High School (Ky.), where he hit .417 as a senior and went 5-1 with a 1.71 ERA on the mound, earning First-Team All-State honors...2013: Attended Western Kentucky University, where he suffered season-ending shoulder injury in his 17th game as a freshman...2014: Returned to hit .335/.404/.475 as a sophomore, earning second-team All-Sun Belt Conference honors...2017: Earned Carolina League midseason All-Star honors and won Carolina League Player of the Week (May 14)...had a Carolina League leading 30-game on-base streak from April 14-May 15 in which he hit .308/.386/.521 (36-for-117) with 11 extra-base hits and 20 RBI...2018: Named Texas League Player of the Week on Aug. 19 after batting .438/.500/.750 (7-for-16) in five games.

Year	Club	AVG	G	AB	R	H	2B	3B	HR	RBI	SH	SF	HP	BB	SO	SB	CS	E
2015	Burlington (R)	.342	10	38	6	13	3	0	2	7	0	0	1	0	7	3	0	0
	Surprise (R)	.333	1	3	1	1	0	0	0	1	0	0	0	0	0	0	0	0
	Lexington (A)	.260	43	169	15	44	8	1	2	21	0	1	1	14	28	0	1	1
2016	Lexington (A)	.284	43	155	24	44	12	1	3	18	2	0	1	22	51	3	1	0
	Wilmington (A+)	.201	38	144	18	29	8	3	3	16	2	1	1	12	50	5	0	2
2017	Wilmington (A+)	.290	70	269	37	78	11	4	7	37	0	0	2	36	60	15	2	2
	NW Arkansas (AA)	.230	58	213	17	49	8	0	2	19	1	1	1	9	56	3	2	3
2018	NW Arkansas (AA)	.255	120	432	50	110	22	4	13	46	2	2	1	33	83	10	8	1
2019	NW Arkansas (AA)	.248	86	307	33	76	8	3	5	27	1	1	2	19	86	10	6	6
Minor League Totals		.257	469	1,899	201	444	80	16	37	192	8	6	10	145	421	49	20	15

MITCHELL, JOSH

LHP

HT: 6-2; WT: 220; BATS: Right; THROWS: Left

BORN: Sept. 8, 1994 in Ridgeway, Pa.

RESIDES: Ridgeway, Pa.

OPENING DAY AGE: 25

SIGNED BY: Jim Farr

ACQUIRED: Selected in the 22nd round of the 2017 First-Year Player Draft

CAREER NOTES: 2013: Graduated from Ridgeway High School (Pa.), where he was selected to the First-Team All-District in both his sophomore and junior seasons...had a 1.98 ERA and 100 strikeouts on the mound as a junior and hit .530 with six home runs and 50 RBI...2015-17: Attended the University of Pittsburgh, where he made 41 appearances (16 starts) over three seasons...2018: Missed the last month of the season due to a right knee injury.

Year	Club	W-L	ERA	G	GS	CG	SHO	SV	IP	H	R	ER	HR	HB	BB	SO	WP	BK
2017	Surprise (R)	1-0	9.58	4	2	0	0	0	10.1	17	12	11	1	0	0	11	0	0
	Idaho Falls (R)	2-1	7.59	14	0	0	0	4	21.1	34	19	18	4	0	6	24	3	0
2018	Wilmington (A+)	2-1	8.39	21	0	0	0	0	24.2	28	24	23	2	2	12	22	5	0
	Lexington (A)	1-0	0.90	7	0	0	0	0	10.0	8	4	1	1	0	1	11	1	0
2019	Wilmington (A+)	5-0	3.30	27	1	0	0	0	43.2	49	22	16	1	1	13	47	4	0
Minor League Totals		11-2	5.65	73	3	0	0	4	110.0	136	81	69	9	3	32	115	13	0

MONDESI, PAUL

C

HT: 6-0; WT: 215; BATS: Right; THROWS: Right

BORN: July 7, 1998 in New York, N.Y.

RESIDES: Santo Domingo, DR

OPENING DAY AGE: 21

SIGNED BY: Edis Perez

ACQUIRED: Signed as an international free agent, Feb. 5, 2016

CAREER NOTES: He is the brother of Royals' shortstop Adalberto Mondesi

Year	Club	AVG	G	AB	R	H	2B	3B	HR	RBI	SH	SF	HP	BB	SO	SB	CS	E
2016	Dominican Royals	.239	28	67	2	16	6	0	0	16	0	1	1	8	7	2	0	2
2017	Dominican Royals	.150	40	133	2	20	2	0	1	9	0	1	0	4	19	3	2	2
2018	Surprise (R)	.250	25	72	4	18	2	0	0	5	2	0	1	2	10	2	1	3
2019	Surprise (R)	.286	13	42	5	12	0	0	0	2	0	1	1	1	8	0	0	0
	Idaho Falls (R)	.143	5	7	0	1	0	0	0	0	0	0	0	0	4	0	0	1
Minor League Totals		.209	111	321	13	67	10	0	1	32	2	3	3	15	48	7	3	8

MORALES, JORGE

C

HT: 6-0; WT: 170; BATS: Right; THROWS: Right

BORN: Dec. 2, 2002 in Aragua, Venezuela

RESIDES: Aragua, Venezuela

OPENING DAY AGE: 17

SIGNED BY: Fausto Morel

ACQUIRED: Signed as an international free agent, July 4, 2019

Year	Club	AVG	G	AB	R	H	2B	3B	HR	RBI	SH	SF	HP	BB	SO	SB	CS	E
(2020 will be his first year in professional baseball)																		

MOREL, YOHANSE

RHP

HT: 6-0; WT: 170; BATS: Right; THROWS: Left

BORN: Aug. 23, 2000 in Samana, D.R.

RESIDES: Samana, D.R.

OPENING DAY AGE: 19

ACQUIRED: Traded from Washington to Kansas City with 3B Kelvin Gutierrez and CF Blake Perkins for RHP Kelvin Herrera, June 18, 2018

CAREER NOTES: 2017: Signed by Washington as a non-drafted free agent, July 2...2018: Named Surprise Pitcher of the Year after being acquired via trade from Washington.

Year	Club	W-L	ERA	G	GS	CG	SHO	SV	IP	H	R	ER	HR	HB	BB	SO	WP	BK
2018	Dominican Nationals	0-0	8.10	1	1	0	0	0	3.1	6	4	3	0	1	1	5	0	0
	Surprise (R)	1-2	3.71	12	7	0	0	0	43.2	40	18	18	1	4	16	47	6	0
2019	Lexington (A)	2-6	6.02	14	11	0	0	1	52.1	64	48	35	7	9	21	57	11	0
Minor League Totals		3-8	5.07	27	19	0	0	1	99.1	110	70	56	8	14	38	109	17	0

MORENO, OLIVBER

OF

HT: 6-1; WT: 187; BATS: Right; THROWS: Right

BORN: June 28, 2001 in Santo Domingo Centro, D.R.

RESIDES: Santo Domingo Norte, D.R.

OPENING DAY AGE: 18

SIGNED BY: Edis Perez, Fabio Herrera & Orlando Estevez

ACQUIRED: Signed as an international free agent, July 3, 2017

CAREER NOTES: 2019: Led Dominican Royals 2 in on-base percentage (.420) and doubles, and tied for the team lead in stolen bases and hits.

Year	Club	AVG	G	AB	R	H	2B	3B	HR	RBI	SH	SF	HP	BB	SO	SB	CS	E
2018	Dominican Royals 1	.225	53	173	17	39	3	2	1	10	2	0	3	18	39	13	3	1
2019	Dominican Royals 2	.310	51	187	37	58	13	1	3	28	1	1	6	30	36	12	8	1
	Dominican Royals 1	.190	14	42	7	8	0	0	1	4	1	0	2	6	5	1	0	0
Minor League Totals		.261	118	402	61	105	16	3	5	42	4	1	11	54	80	26	11	2

MUJICA, PABLO

LHP

HT: 6-0; WT: 171; BATS: Left; THROWS: Left

BORN: June 26, 2001 in Barquisimeto, Venezuela

RESIDES: Barquisimeto, Venezuela

OPENING DAY AGE: 18

SIGNED BY: Rene Francisco

ACQUIRED: Signed as an international free agent, July 10, 2018

Year	Club	W-L	ERA	G	GS	CG	SHO	SV	IP	H	R	ER	HR	HB	BB	SO	WP	BK
2019	Dominican Royals 2	1-1	3.65	13	9	0	0	0	37.0	32	17	15	0	5	16	44	8	0

MURDOCK, NOAH

RHP

HT: 6-8; WT: 190; BATS: Right; THROWS: Right

BORN: Aug. 20, 1998 in Henrico, Va.

RESIDES: Colonial Heights, Va.

OPENING DAY AGE: 21

SIGNED BY: Jim Farr

ACQUIRED: Selected in the seventh round of the 2019 First-Year Player Draft

CAREER NOTES: 2016: Graduated from Colonial Heights High School (Va.) and was selected by Washington in the 38th round of the First-Year Player Draft, but did not sign...led his high school to its first volleyball state title as a senior and was named Virginia State Player of the Year...2017: Attended the University of Virginia, where he was named to the ACC All-Freshman Team and held opponents to a .219 average...missed parts of 2017-18 due to injury...2019: Had 66 strikeouts in 69.2 innings over 13 starts as a junior.

Year	Club	W-L	ERA	G	GS	CG	SHO	SV	IP	H	R	ER	HR	HB	BB	SO	WP	BK
2019	Burlington (R)	3-1	2.17	11	6	0	0	0	37.1	35	12	9	2	4	11	43	1	0

NACERO, KEMBER

INF

HT: 5-11; WT: 155; BATS: Right; THROWS: Right

RESIDES: Maracay, Venezuela

SIGNED BY: Richard Castro

ACQUIRED: Signed as an international free agent, July 26, 2016

BORN: March, 5, 2000 in Maracay, Venezuela

OPENING DAY AGE: 20

Year	Club	AVG	G	AB	R	H	2B	3B	HR	RBI	SH	SF	HP	BB	SO	SB	CS	E
2017	Dominican Royals	.200	25	85	6	17	0	0	0	5	3	2	3	8	36	4	4	6
2018	Surprise (R)	.209	46	172	25	36	7	1	0	11	1	0	2	17	64	5	2	10
2019	Idaho Falls (R)	.211	55	185	23	39	5	2	1	13	0	1	2	19	80	13	6	13
Minor League Totals		.208	126	442	54	92	12	3	1	29	4	3	7	44	180	22	12	29

NEGRET, JUAN CARLOS

OF

HT: 6-1; WT: 190; BATS: Right; THROWS: Right

RESIDES: Santo Domingo Este, D.R.

SIGNED BY: Albert Gonzalez & Rene Francisco

ACQUIRED: Signed as a minor league free agent, Dec. 6, 2017

CAREER NOTES: 2017: Signed by Atlanta as a non-drafted free agent, May 15...was one of 13 Atlanta prospects granted free agency after a Major League Baseball investigation determined the Braves circumvented the international signing guidelines...2019: Ranked second among Royals farmhands with a career-high 19 home runs and tied for third with a career-best 63 RBI.

Year	Club	AVG	G	AB	R	H	2B	3B	HR	RBI	SH	SF	HP	BB	SO	SB	CS	E
2017	Dominican Braves	.264	50	174	31	46	14	1	2	10	0	0	16	27	47	23	9	2
2018	Burlington (R)	.224	54	201	30	45	11	1	9	32	0	3	5	13	60	3	2	3
2019	Lexington (A)	.172	39	134	20	23	6	0	6	16	0	2	7	15	57	1	1	1
	Idaho Falls (R)	.240	68	250	36	60	14	0	13	47	0	6	5	16	74	6	0	3
Minor League Totals		.229	211	759	117	174	45	2	30	105	0	11	33	71	238	33	12	8

NEUWEILER, CHARLIE

RHP

HT: 6-1; WT: 205; BATS: Right; THROWS: Right

RESIDES: Maspeth, N.Y.

SIGNED BY: Casey Fahy

ACQUIRED: Selected in the fifth round of the 2017 First-Year Player Draft

CAREER NOTES: 2017: Graduated from Monsignor McClanay Memorial High School (N.Y.), where he went 7-2 with a 0.28 ERA (2 ER in 64.2 IP) as a senior, with six shutouts and 110 strikeouts (15.3 K/9), leading his school to 21 wins, its most in 25 years...he and his twin brother, Ryan, were committed to Long Island University Brooklyn, before Charlie signed with Kansas City...Ryan is a freshman at LIU this season...named Surprise Pitcher of the Year in his professional debut, posting a 1.76 ERA that would've led the Arizona League, but he fell 4.0 innings shy of qualifying...2019: Led Royals farmhands with 27 starts and ranked second with 148.2 innings and 153 strikeouts...recorded his first career complete game in the second half of a doubleheader on Aug. 28 vs. West Virginia—his final regular season start—in which he allowed just one run on four hits and one walk over 7.0 innings, with 10 strikeouts.

Year	Club	W-L	ERA	G	GS	CG	SHO	SV	IP	H	R	ER	HR	HB	BB	SO	WP	BK
2017	Surprise (R)	3-3	1.76	12	5	0	0	0	41.0	28	13	8	3	2	12	34	3	0
2018	Lexington (A)	2-3	5.58	11	11	0	0	0	50.0	50	39	31	8	9	23	46	5	1
	Burlington (R)	0-1	6.30	2	2	0	0	0	10.0	13	7	7	2	1	2	10	0	0
2019	Lexington (A)	7-10	4.36	27	27	1	0	0	148.2	136	85	72	17	13	63	153	10	0
Minor League Totals		12-17	4.25	52	45	1	0	0	249.2	227	144	118	30	25	100	243	18	1

NORIEGA, CRUZ

RHP

HT: 6-1; WT: 175; BATS: Right; THROWS: Right

RESIDES: Bolivar, Venezuela

SIGNED BY: Edgar Luis Fuentes & Joelvis Gonzalez

ACQUIRED: Signed as an international free agent, Jan. 30, 2018

BORN: Oct. 1, 1997 in Porlamar, Venezuela

OPENING DAY AGE: 22

Year	Club	W-L	ERA	G	GS	CG	SHO	SV	IP	H	R	ER	HR	HB	BB	SO	WP	BK
2018	Dominican Royals	1-2-4	4.18	14	3	0	0	3	32.1	33	19	15	0	4	8	30	1	0
2019	Surprise (R)	3-3	5.11	13	5	0	0	0	44.0	55	29	25	2	2	17	37	8	1
Minor League Totals		5-7	4.72	27	8	0	0	3	76.1	88	48	40	2	6	25	67	9	1

NUEL, OMAR

OF

HT: 6-1; WT: 170; BATS: Right; THROWS: Right

RESIDES: La Romana, D.R.

SIGNED BY: Rafael Vasquez

ACQUIRED: Signed as an international free agent, July 5, 2019

BORN: May 12, 2003 in La Romana, D.R.

OPENING DAY AGE: 16

Year	Club	AVG	G	AB	R	H	2B	3B	HR	RBI	SH	SF	HP	BB	SO	SB	CS	E
(2020 will be his first year in professional baseball)																		

NUNEZ, ANDRES

RHP

HT: 6-4; WT: 240; BATS: Right; THROWS: Right

BORN: Sept. 20, 1995 in Southwest Ranches, Fla.

RESIDES: Southwest Ranches, Fla.

OPENING DAY AGE: 24

ACQUIRED: Selected in the 29th round of the 2018 First-Year Player Draft

CAREER NOTES: 2014: Graduated from Archbishop McCarthy High School (Fla.), where he won two state championships, two regional titles and three district titles...2017: Missed his entire sophomore season at Florida International University due to injury...2018: Earned All-Conference USA Second Team honors, going 6-2 with a team-leading 3.42 ERA (26 ER in 68.1 IP) and 77 strikeouts in 16 appearances (11 starts)...had a five-game stretch in which he went 4-0 with a 0.84 ERA (3 ER in 32 IP) and 33 strikeouts...his father, Rodolfo, is a professional tennis player...allowed four runs in 0.2 inning in his professional debut, but posted a 1.50 ERA (4 ER in 24 IP) in 14 appearances after that.

Year	Club	W-L	ERA	G	GS	CG	SHO	SV	IP	H	R	ER	HR	HB	BB	SO	WP	BK
2018	Surprise (R)	1-0	3.12	11	0	0	0	1	17.1	13	6	6	0	2	3	20	2	0
	Burlington (R)	0-0	2.45	4	0	0	0	0	7.1	6	2	2	1	1	4	7	0	0
2019	Lexington (A)	3-2	2.21	26	0	0	0	2	53.0	46	18	13	3	4	12	68	6	0
Minor League Totals		4-2	2.43	41	0	0	0	3	77.2	65	26	21	4	7	19	95	8	0

OVALLE, LUILLY

RHP

HT: 6-3; WT: 170; BATS: Right; THROWS: Right

BORN: Oct. 13, 2000 in Santo Domingo, D.R.

RESIDES: Santo Domingo, D.R.

OPENING DAY AGE: 19

SIGNED BY: Edis Perez

ACQUIRED: Signed as an international free agent, Sept. 5, 2017

Year	Club	W-L	ERA	G	GS	CG	SHO	SV	IP	H	R	ER	HR	HB	BB	SO	WP	BK
2018	Dominican Royals 2	2-3	6.43	12	1	0	0	0	21.0	22	18	15	0	1	13	25	8	0
2019	Dominican Royals 1	3-1	1.88	12	5	0	0	0	38.0	29	13	8	1	4	7	34	2	1
Minor League Totals		5-4	3.49	24	6	0	0	0	59.1	51	31	23	1	5	20	59	10	1

FARRISH, DREW

LHP

HT: 5-11; WT: 195; BATS: Left; THROWS: Left

BORN: Dec. 8, 1997 in Cape Canaveral, Fla.

RESIDES: Tallahassee, Fla.

OPENING DAY AGE: 22

SIGNED BY: Jim Buckley

ACQUIRED: Selected in the eighth round of the 2019 First-Year Player Draft

CAREER NOTES: 2016: Graduated from Rockledge High School (Fla.), where he was a Rawlings/Perfect Game honorable mention All-American...2018: Named All-ACC first team as a sophomore at Florida State University, when he had a 2.52 ERA, 128 strikeouts and held opponents to a .186 average...2019: Went 8-5 with 112 strikeouts in 81.2 innings (12.3 K/9) across 17 outings (16 starts) as a junior...earned ACC Pitcher of the Week honors on April 29 after recording 7.0 shutout innings over Wake Forest on April 26.

Year	Club	W-L	ERA	G	GS	CG	SHO	SV	IP	H	R	ER	HR	HB	BB	SO	WP	BK
2019	Burlington (R)	3-0	2.52	9	4	0	0	0	25.0	19	7	7	4	0	4	39	0	0

PASQUANTINO, VINNIE

1B

HT: 6-4; WT: 230; BATS: Left; THROWS: Left

BORN: Oct. 10, 1997 in Richmond, Va.

RESIDES: Moseley, Va.

OPENING DAY AGE: 22

SIGNED BY: Jim Farr

ACQUIRED: Selected in the 11th round of the 2019 First-Year Player Draft

CAREER NOTES: 2016: Graduated from James River High School (Va.), where he hit .537 as a junior and earned first team All-Region 6A South honors...2018: As a sophomore at Old Dominion University, he had a 6-for-6 game with five RBI, matching the school record for hits in a single game...2019: Hit .298/.402/.560 with 15 homers and 53 RBI in 65 games as a junior, including Conference USA Co-Hitter of the Week honors for the period of April 29-May 5, in which he hit .500 (8-for-16) with four homers and six RBI, including a two-homer game...in his professional debut he was named Burlington Player of the Year and led the Appalachian League in home runs, extra-base hits (33), total bases (125) and RBI, and ranked among the league leaders in slugging percentage (.592, 2nd), OPS (.962, 2nd) and runs (43, tied for 2nd)...was one of four Burlington players to earn league postseason All-Star honors...named MiLB.com Organization All-Star and MiLB.com Appalachian League Player of the Month for August...hit .385 (10-for-26) with a home run in six postseason games...tied for sixth among all Royals farmhands in home runs, despite playing in just 57 games.

Year	Club	AVG	G	AB	R	H	2B	3B	HR	RBI	SH	SF	HP	BB	SO	SB	CS	E
2019	Burlington (R)	.294	57	211	43	62	17	2	14	53	0	7	3	27	40	0	0	2

PAULINO, ANDERSON

RHP

HT: 6-2; WT: 200; BATS: Right; THROWS: Right

BORN: Sept. 12, 1998 in Sabana Grande de Palenque, D.R.

RESIDES: Sabana Grande de Palenque, D.R.

OPENING DAY AGE: 21

SIGNED BY: Rafael Vasquez

ACQUIRED: Signed as an international free agent, Aug. 22, 2017

Year	Club	W-L	ERA	G	GS	CG	SHO	SV	IP	H	R	ER	HR	HB	BB	SO	WP	BK
2018	Dominican Royals 1	1-3	7.47	8	2	0	0	0	15.2	18	15	13	0	1	10	11	3	0
2019	Surprise (R)	3-0	4.90	14	10	0	0	0	60.2	75	38	33	5	0	24	44	6	1
Minor League Totals		4-3	5.42	22	12	0	0	0	76.1	93	53	46	5	1	34	55	9	1

PAULINO, CHRISTIAN
LHP

HT: 6-1; WT: 166; BATS: Left; THROWS: Left
 RESIDES: Nagua, D.R.
 SIGNED BY: Fausto Morel
 ACQUIRED: Signed as an international free agent, July 5, 2018

BORN: Oct. 2, 2001 in Nagua, D.R.
 OPENING DAY AGE: 18

Year	Club	W-L	ERA	G	GS	CG	SHO	SV	IP	H	R	ER	HR	HB	BB	SO	WP	BK
2019	Dominican Royals 2	0-2	9.22	11	0	0	0	0	13.2	12	18	14	0	3	22	18	13	11

PENA, DEIVY
INF

HT: 6-1; WT: 165; BATS: Switch; THROWS: Right
 RESIDES: Santo Domingo Norte, D.R.
 SIGNED BY: Rene Francisco
 ACQUIRED: Signed as an international free agent, July 5, 2018

BORN: Oct. 20, 2000 in Santo Domingo, D.R.
 OPENING DAY AGE: 19

Year	Club	AVG	G	AB	R	H	2B	3B	HR	RBI	SH	SF	HP	BB	SO	SB	CS	E
2019	Dominican Royals 2	.149	53	154	18	23	5	1	0	15	2	2	4	23	82	3	4	21

PENA, ERICK
OF

HT: 6-3; WT: 190; BATS: Left; THROWS: Right
 RESIDES: Santo Domingo, D.R.
 SIGNED BY: Edis Perez
 ACQUIRED: Signed as an international free agent, July 3, 2019

BORN: Feb. 20, 2003 in Santo Domingo, D.R.
 OPENING DAY AGE: 17

Year	Club	AVG	G	AB	R	H	2B	3B	HR	RBI	SH	SF	HP	BB	SO	SB	CS	E
(2020 will be his first year in professional baseball)																		

PERALTA, DARIO
RHP

HT: 6-1; WT: 170; BATS: Right; THROWS: Right
 RESIDES: Santo Domingo Centro, D.R.
 SIGNED BY: Edis Perez
 ACQUIRED: Signed as an international free agent, July 8, 2018

BORN: Oct. 12, 2000 in Santo Domingo, D.R.
 OPENING DAY AGE: 19

Year	Club	W-L	ERA	G	GS	CG	SHO	SV	IP	H	R	ER	HR	HB	BB	SO	WP	BK
2018	Dominican Royals 2	1-1	12.00	6	0	0	0	0	12.0	22	19	16	1	0	7	8	5	1
2019	Dominican Royals 1	2-2	2.58	13	7	0	0	0	38.1	29	14	11	1	3	14	26	2	0
Minor League Totals		3-3	4.83	18	7	0	0	0	50.1	52	33	27	2	3	21	34	7	1

PEREZ, WANLY
RHP

HT: 6-1; WT: 165; BATS: Switch; THROWS: Right
 RESIDES: Bani, D.R.
 SIGNED BY: Edis Perez
 ACQUIRED: Signed as an international free agent, Jan. 5, 2018

BORN: Jan. 4, 2000 in Bani, D.R.
 OPENING DAY AGE: 20

Year	Club	W-L	ERA	G	GS	CG	SHO	SV	IP	H	R	ER	HR	HB	BB	SO	WP	BK
2018	Dominican Royals 1	3-1	2.77	12	6	0	0	1	39.0	29	14	12	2	2	19	37	2	1
2019	Dominican Royals 2	0-2	6.30	14	3	0	0	2	30.0	32	27	21	1	4	17	31	11	3
Minor League Totals		3-3	4.30	26	9	0	0	3	69.0	61	41	33	3	6	36	68	13	4

PERDOMO, JHONNY
INF

HT: 5-10; WT: 168; BATS: Right; THROWS: Right
 RESIDES: Peravia, D.R.
 SIGNED BY: Edis Perez & Orlando Estevez
 ACQUIRED: Signed as an international free agent, July 29, 2019

BORN: June 9, 2002 in Bani, D.R.
 OPENING DAY AGE: 17

Year	Club	AVG	G	AB	R	H	2B	3B	HR	RBI	SH	SF	HP	BB	SO	SB	CS	E
(2020 will be his first year in professional baseball)																		

PERKINS, BLAKE

OF

HT: 5-11; WT: 181; BATS: Switch; THROWS: Right

BORN: Sept. 10, 1996 in Litchfield Park, Ariz.

RESIDES: Litchfield Park, Ariz.

OPENING DAY AGE: 23

SIGNED BY: Mitch Sokol (Nationals)

ACQUIRED: Traded from Washington to Kansas City with 3B Kelvin Gutierrez and RHP Yohanse Morel for RHP Kelvin Herrera, June 18, 2018
CAREER NOTES: 2015: Graduated from Verrado High School (Ariz.), where he hit .461/.583/.966 (41-for-89) as a senior...selected by Washington in the second round of the First-Year Player Draft...2017: Earned South Atlantic League midseason All-Star honors...ranked sixth in the South Atlantic League and first among Nationals farmhands with 31 stolen bases...led the South Atlantic League with 105 runs, 25 more than anyone else in the league and second in minor league baseball...also led the league with 72 walks...2018: Entered the season as the "Best Defensive Outfielder" according to *Baseball America*...2019: Matched a career high with eight home runs...ranked fourth among Royals farmhands with 61 walks and tied for sixth with six triples.

Year	Club	AVG	G	AB	R	H	2B	3B	HR	RBI	SH	SF	HP	BB	SO	SB	CS	E
2015	GCL Nationals (R)	.211	49	166	21	35	5	2	1	12	0	5	1	13	36	4	5	0
2016	Hagerstown (A)	.200	7	25	4	5	0	0	0	2	3	0	0	5	6	0	1	0
	Auburn (A)	.233	56	210	31	49	5	1	1	16	2	2	2	25	39	10	3	0
2017	Hagerstown (A)	.255	129	482	105	123	27	4	8	48	7	6	5	72	118	31	8	8
2018	Potomac (A+)	.234	65	252	39	59	11	0	1	21	3	5	3	42	67	12	5	1
	Wilmington (A+)	.240	64	233	48	56	11	1	2	18	5	0	3	50	67	17	4	2
2019	NW Arkansas (AA)	.218	36	110	10	24	2	2	2	12	0	1	2	9	30	4	1	0
	Wilmington (A+)	.226	86	288	43	65	11	4	6	22	7	3	2	52	79	18	7	1
Minor League Totals		.236	492	1,766	301	416	72	14	21	151	27	22	18	442	268	96	34	12

PETERSON, KORT

OF

HT: 6-1; WT: 195; BATS: Left; THROWS: Right

BORN: April 29, 1994 in Santa Cruz, Calif.

RESIDES: Los Gatos, Calif.

OPENING DAY AGE: 25

SIGNED BY: Rich Ameral

ACQUIRED: Selected in the 23rd round of the 2016 First-Year Player Draft

CAREER NOTES: 2013: Graduated from Saint Francis High School (Calif.)...2016: Attended UCLA, where he hit .271/.416/.402 as a junior with a team-leading (tied) 36 RBI in 56 games...named UCLA Student-Athlete of the Week (March 7-13) after batting .429 (6-for-14) with the first two home runs of his career, including a walk-off shot to beat Texas on March 12...signed National Letter of Intent to play at the University of Houston before signing with Kansas City...named Burlington Player of the Year in his professional debut, leading the B-Royals in batting average and leading the Appalachian League in on-base percentage (.437), ranking second in average and third in slugging percentage (.545)...also earned Appalachian League postseason All-Star and MLB.com Organization All-Star honors...had a 19-game on-base streak from Aug. 5-27...2018: Named Carolina League midseason All-Star and MiLB.com Organization All-Star...2019: Placed on the Injured List on July 31, and missed the rest of the season...ranked third on the team in home runs at the time of his injury.

Year	Club	AVG	G	AB	R	H	2B	3B	HR	RBI	SH	SF	HP	BB	SO	SB	CS	E
2016	Burlington (R)	.347	49	176	39	61	12	4	5	35	0	1	12	17	38	7	2	1
2017	Lexington (A)	.290	52	193	24	56	12	2	1	19	1	2	10	17	54	5	3	1
	Wilmington (A+)	.333	11	39	7	13	3	2	1	1	0	0	0	2	8	0	0	0
2018	NW Arkansas (AA)	.229	50	166	24	38	8	3	7	27	0	0	5	12	61	6	3	4
	Wilmington (A+)	.292	62	219	34	64	17	2	8	33	2	0	8	17	59	5	1	3
2019	NW Arkansas (AA)	.224	84	294	30	66	10	4	8	39	1	3	6	14	91	4	3	2
Minor League Totals		.274	308	1,087	158	298	62	17	10	154	4	6	41	79	311	27	12	11

PHILLIPS, ZACK

LHP

HT: 6-1; WT: 170; BATS: Left; THROWS: Left

BORN: July 11, 1998 in Sierra Vista, Ariz.

RESIDES: Texarkana, Ark.

OPENING DAY AGE: 21

SIGNED BY: Travis Ezi

ACQUIRED: Selected in the 27th round of the 2019 First-Year Player Draft

CAREER NOTES: 2016: Graduated from Texas High School (Texas), where he threw a no-hitter as a junior...2018: Attended Grayson Community College in Denison, Texas, where he went 10-1 with a 2.70 ERA and earned first team All-Conference and first team All-Region honors...2019: Transferred to the University of Mississippi, where he made 18 appearances (13 starts) and recorded 51 strikeouts in 59.0 innings.

Year	Club	W-L	ERA	G	GS	CG	SHO	SV	IP	H	R	ER	HR	HB	BB	SO	WP	BK
2019	Burlington (R)	4-1	2.15	20	0	0	0	2	37.2	29	11	9	2	2	10	29	4	0

PIRE, ENMANUEL

C

HT: 5-10; WT: 165; BATS: Right; THROWS: Right

BORN: May 18, 2001 in Carora, Venezuela

RESIDES: Carora, Venezuela

OPENING DAY AGE: 18

SIGNED BY: Richard Castro & Orlando Estevez

ACQUIRED: Signed as an international free agent, July 18, 2017

Year	Club	AVG	G	AB	R	H	2B	3B	HR	RBI	SH	SF	HP	BB	SO	SB	CS	E
2018	Dominican Royals 2	.224	34	116	13	26	3	0	0	8	0	1	2	7	21	2	0	8
2019	Dominican Royals 2	.309	39	136	20	42	6	1	0	12	1	3	1	13	21	2	2	7
Minor League Totals		.270	73	252	33	68	9	1	0	20	1	4	3	20	42	4	2	15

POLANCO, LUIS

RHP

HT: 6-3; WT: 219; BATS: Right; THROWS: Right

BORN: Aug. 10, 2000 in Espailat, D.R.

RESIDES: Espailat, D.R.

OPENING DAY AGE: 19

SIGNED BY: Fausto Morel

ACQUIRED: Signed as an international free agent, July 4, 2019

Year	Club	W-L	ERA	G	GS	CG	SHO	SV	IP	H	R	ER	HR	HB	BB	SO	WP	BK
(2020 will be his first year in professional baseball)																		

POLO, JUAN

RHP

HT: 6-1; WT: 182; BATS: Right; THROWS: Right

BORN: May 18, 2001 in Cartagena, Colombia

RESIDES: Cartagena, Colombia

OPENING DAY AGE: 18

SIGNED BY: Rafael Miranda & Orlando Estevez

ACQUIRED: Signed as an international free agent, Dec. 19, 2018

CAREER NOTES: 2019: Struck out 36 of the 106 batters he faced (34.0%) with a K/9 rate of 15.2.

Year	Club	W-L	ERA	G	GS	CG	SHO	SV	IP	H	R	ER	HR	HB	BB	SO	WP	BK
2019	Dominican Royals 1	1-0	5.14	4	0	0	0	0	7.0	3	4	4	0	1	7	15	0	1
	Dominican Royals 2	2-0	7.53	10	0	0	0	0	14.1	15	13	12	0	2	16	21	8	0
Minor League Totals		3-0	6.75	14	0	0	0	0	21.1	18	17	16	0	3	23	36	8	1

PORTER, LOGAN

C

HT: 6-0; WT: 200; BATS: Right; THROWS: Right

BORN: July 12, 1995 in Phoenix, Ariz.

RESIDES: Surprise, Ariz.

OPENING DAY AGE: 24

SIGNED BY: Ken Munoz

ACQUIRED: Signed as an international free agent, June 21, 2018

CAREER NOTES: 2014: Graduated from Valley Vista High School (Ariz.), where he was a two-time First Team All-Region selection and hit .398 as a senior...2015-16: Attended Northwestern Oklahoma State, where he was named NOSU Freshman Athlete of the Year after batting .340...also named NOSU Sophomore Athlete of the Year after batting .321...2017: Transferred to Dixie State, where he was named one of 17 finalists for the Josh Willingham National MVP Award as a junior, after he hit .276 with a Pac West-leading 18 doubles, 10 HR with a Dixie State single-season record 72 RBI...reached safely in 51 of 54 games...2018: Voted to the Preseason All-Pac West and NCBWA All-West Region Second Teams...led Surprise in his professional debut with a .317 batting average (min. 100 at-bats)...hit safely in each of his first nine games, and recorded a career-high three hits in his 11th game...2019: Led the Appalachian League in batting average, on-base percentage (.481), slugging percentage (.648) and OPS (1.130), and ranked tied for fourth in walks and tied for sixth in home runs...named an Appalachian League postseason All-Star and earned MiLB.com Appalachian League Player of the Month for July, in which he hit .382 (29-for-76) with six homers and 17 RBI in 24 games...had a team-high-tying 23-game on-base streak from June 18-July 20...

Year	Club	AVG	G	AB	R	H	2B	3B	HR	RBI	SH	SF	HP	BB	SO	SB	CS	E
2018	NW Arkansas (AA)	.000	1	1	0	0	0	0	0	0	0	0	0	0	0	0	0	0
	Surprise (R)	.317	34	101	14	32	11	1	1	16	1	0	5	19	22	0	0	0
2019	Burlington (R)	.352	44	145	26	51	14	1	9	37	0	2	7	31	34	0	0	1
Minor League Totals		.336	79	247	40	83	25	2	10	53	1	2	12	50	56	0	0	1

PRATTO, NICK

1B

HT: 6-1; WT: 195; BATS: Left; THROWS: Left

BORN: Oct. 6, 1998 in Huntington Beach, Calif.

RESIDES: Huntington Beach, Calif.

OPENING DAY AGE: 21

SIGNED BY: Rich Amaral

ACQUIRED: Selected in the first round (14th overall) of the 2017 First-Year Player Draft

CAREER NOTES: 2011: Had a walk-off single with the bases loaded as a 12 year old to defeat Japan 2-1 in the Little League World Series...2015-16: Won world championships in back-to-back summers with USA Baseball's 18U national team...2017: Graduated from Huntington Beach High School (Calif.), where he hit .318 with seven home runs as a senior and was rated as the Best High School Hitter in the Draft according to *Baseball America*...played for Team USA the previous two years...was committed to the University of South California before signing with Kansas City, becoming just the third high school first basemen selected in the top 15 since 2009...named Surprise Player of the Year in his professional debut, leading the team in RBI (34), matching the team lead in home runs (four), and ranking second in hits (49)...2018: Entered the season as the No. 1 prospect in the Royals' organization, according to *Baseball America*...named South Atlantic League midseason All-Star and Top Star of the All-Star Game...ranked among South Atlantic League leaders in: runs (2nd), doubles (tied for 2nd), hits (3rd), total bases (215, 3rd), games (4th), extra-base hits (49, 5th), and batting average (6th)...earned the Frank White Defensive Player of the Year Award, which recognizes the organization's top defensive player.

Year	Club	AVG	G	AB	R	H	2B	3B	HR	RBI	SH	SF	HP	BB	SO	SB	CS	E
2017	Surprise (R)	.247	52	198	25	49	15	3	4	34	0	5	3	24	58	10	4	11
2018	Lexington (A)	.280	127	485	79	136	33	2	14	62	0	4	3	45	150	22	5	14
2019	Wilmington (A+)	.191	124	419	48	80	21	1	9	46	0	2	2	49	164	17	7	8
Minor League Totals		.240	303	1,102	152	265	69	6	27	142	0	11	8	118	372	49	16	33

QUINTANA, GUILLERMO

C

HT: 6-1; WT: 180; BATS: Right; THROWS: Right

RESIDES: Cartagena, Colombia

SIGNED BY: Rafael Miranda & Orlando Estevez

ACQUIRED: Signed as an international free agent, July 14, 2017

BORN: March 16, 2001 in Cartagena, Colombia

OPENING DAY AGE: 19

Year	Club	AVG	G	AB	R	H	2B	3B	HR	RBI	SH	SF	HP	BB	SO	SB	CS	E
2018	Dominican Royals 2	.333	1	6	0	2	0	0	0	1	0	0	0	0	1	0	0	0
	Dominican Royals 1	.274	56	175	15	48	2	0	0	18	0	3	3	19	35	5	3	9
2019	Dominican Royals 2	.326	12	46	9	15	6	0	0	6	0	0	1	6	10	1	1	3
	Dominican Royals 1	.271	48	144	13	39	11	0	2	27	1	3	3	26	20	4	1	3
Minor League Totals		.280	117	371	37	104	19	0	2	52	1	6	7	51	66	10	5	15

RAMIREZ, JEAN

OF

HT: 5-10; WT: 180; BATS: Left; THROWS: Left

RESIDES: Mao, D.R.

SIGNED BY: Fausto Morel

ACQUIRED: Signed as an international free agent, June 14, 2018

CAREER NOTES: 2019: Named Dominican Royals 1 Player of the Year after leading the team in hits and RBI...his 29 steals ranked sixth in the Dominican Summer League...played in 10 postseason games, batting .351 (13-for-37) with a team-high 10 runs and five steals en route to a DSL championship.

Year	Club	AVG	G	AB	R	H	2B	3B	HR	RBI	SH	SF	HP	BB	SO	SB	CS	E
2018	Dominican Royals 1	.267	17	45	5	12	1	0	0	3	0	0	1	7	8	7	2	0
2019	Dominican Royals 1	.329	53	161	27	53	2	1	2	28	2	7	1	21	18	29	8	3
Minor League Totals		.316	70	206	32	65	3	1	2	31	2	7	2	28	26	36	10	33

RAMIREZ, JOSE

RHP

HT: 6-2; WT: 225; BATS: Right; THROWS: Right

RESIDES: Monterrey, Mexico

SIGNED BY: Manuel Samaniego & Luis Ortiz

ACQUIRED: Signed as an international free agent, March 2, 2018

BORN: Jan. 10, 1998 in Monterrey, Mexico

OPENING DAY AGE: 22

Year	Club	W-L	ERA	G	GS	CG	SHO	SV	IP	H	R	ER	HR	HB	BB	SO	WP	BK
2018	Idaho Falls (R)	0-2	6.75	14	0	0	0	3	21.1	29	20	16	3	4	11	14	3	0
2019	Idaho Falls (R)	2-3	4.83	18	0	0	0	1	31.2	33	19	17	6	2	15	25	5	0
Minor League Totals		2-5	5.60	32	0	0	0	4	53.0	62	39	33	9	6	26	39	8	0

RAMOS, NELCIDO

RHP

HT: 6-2; WT: 180; BATS: Right; THROWS: Right

RESIDES: Puerto Plata, D.R.

SIGNED BY: Fausto Morel

ACQUIRED: Signed as an international free agent, Feb. 20, 2019

BORN: Jan. 17, 2001 in Puerto Plata, D.R.

OPENING DAY AGE: 19

Year	Club	W-L	ERA	G	GS	CG	SHO	SV	IP	H	R	ER	HR	HB	BB	SO	WP	BK
2019	Dominican Royals 1	0-0	4.15	7	0	0	0	0	13.0	8	6	6	1	0	6	14	1	0
	Dominican Royals 2	1-0	7.00	7	0	0	0	0	9.0	7	11	7	0	2	10	3	4	1
Minor League Totals		1-0	5.32	14	0	0	0	0	22.0	15	17	13	1	2	16	17	5	1

RATLIFF, TAD

RHP

HT: 6-1; WT: 230; BATS: Right; THROWS: Right

RESIDES: Taylorsville, N.C.

SIGNED BY: Matt Price

ACQUIRED: Signed as an international free agent, June 28, 2017

BORN: April 3, 1996 in Taylorsville, N.C.

OPENING DAY AGE: 23

CAREER NOTES: 2014: Graduated from Alexander Central High School (N.C.)...2015-17: Attended Lenoir-Rhyne University (N.C.), where he posted a 3.35 ERA with 97 strikeouts and eight saves during his collegiate career...2018: Pitched to a 0.68 ERA (2 ER in 26.2 IP) and .211 opponents' average (20-for-95) with 29 strikeouts (9.78 K/9) and five walks (1.69 BB/9) over his last 17 regular season outings...recorded the save in all three wins in the South Atlantic League championship series...2019: Became a Carolina League midseason All-Star and led Royals farmhands with 25, 23 of which came with Wilmington, most in the Carolina League...had a win and three saves in the postseason, including saves in all three wins in the Carolina League Championship Series.

Year	Club	W-L	ERA	G	GS	CG	SHO	SV	IP	H	R	ER	HR	HB	BB	SO	WP	BK
2017	Burlington (R)	0-0	11.25	2	0	0	0	0	4.0	6	5	5	1	0	0	9	0	0
2018	Lexington (A)	2-0	1.68	27	0	0	0	10	48.1	45	12	9	2	1	10	53	2	0
2019	Wilmington (A+)	3-3	2.81	42	0	0	0	23	51.1	42	19	16	3	3	19	55	3	0
	Surprise (R)	0-0	1.08	9	0	0	0	2	8.1	6	1	1	0	1	0	10	0	0
Minor League Totals		5-3	2.60	71	0	0	0	33	103.2	93	36	30	6	4	29	117	5	0

RAVE, JOHN

OF

HT: 6-0; WT: 190; BATS: Left; THROWS: Left

BORN: Dec. 30, 1997 in Canton, Ill.

RESIDES: Bloomington, Ill.

OPENING DAY AGE: 22

SIGNED BY: Scott Melvin

ACQUIRED: Selected in the fifth round of the 2019 First-Year Player Draft

CAREER NOTES: 2016: Graduated from Central Catholic High School (Ill.), and was selected by Boston in the 35th round of the First-Year Player Draft, but did not sign...2018: Hit .33 in 48 games with Chatham of the Cape Cod League, including .476 (10-for-21) in six playoff games...2019: Hit .297 with 12 home runs and 12 steals as a junior at Illinois State University, including a career-high five hits on April 21.

Year	Club	AVG	G	AB	R	H	2B	3B	HR	RBI	SH	SF	HP	BB	SO	SB	CS	E
2019	Lexington (A)	.253	46	174	17	44	7	1	2	13	3	1	3	15	58	6	5	3
	Burlington (R)	.175	15	57	11	10	2	0	1	3	0	0	2	12	17	3	0	0
Minor League Totals		.234	61	231	28	54	9	1	3	16	3	1	5	27	75	9	5	3

REYES, JESUS

INF

HT: 5-10; WT: 160; BATS: Right; THROWS: Right

BORN: Sept. 14, 2000 in Maturin, Venezuela

RESIDES: Maturin, Venezuela

OPENING DAY AGE: 19

SIGNED BY: Joelvis Gonzalez & Orlando Estevez

ACQUIRED: Signed as an international free agent, July 18, 2017

Year	Club	AVG	G	AB	R	H	2B	3B	HR	RBI	SH	SF	HP	BB	SO	SB	CS	E
2018	Dominican Royals 1	.091	7	11	0	1	0	0	0	1	0	1	0	1	4	0	1	1
	Dominican Royals 2	.222	42	126	15	28	5	0	0	12	1	2	1	16	37	7	6	9
2019	Dominican Royals 1	.000	2	1	0	0	0	0	0	0	0	0	0	1	0	1	0	0
	Dominican Royals 2	.250	5	12	1	3	1	0	0	1	1	0	0	1	3	0	0	1
Minor League Totals		.213	56	150	16	32	6	0	0	14	2	3	1	19	44	8	7	11

REYES, KEVIN

INF

HT: 5-10; WT: 160; BATS: Right; THROWS: Right

BORN: May 5, 2002 in Santo Domingo, D.R.

RESIDES: Santo Domingo, D.R.

OPENING DAY AGE: 17

SIGNED BY: Ramon Pena

ACQUIRED: Signed as an international free agent, March 25, 2019

CAREER NOTES: Tied for eighth among Royals farmhands with 26 stolen bases, despite playing in just 55 games.

Year	Club	AVG	G	AB	R	H	2B	3B	HR	RBI	SH	SF	HP	BB	SO	SB	CS	E
2019	Dominican Royals 1	.197	55	152	26	30	4	0	0	9	3	0	1	17	42	26	9	10

REYNOLDS, MATT

INF

See Major League Bios, pages 196-197

REYNOSO, JEFFRY

RHP

HT: 6-2; WT: 185; BATS: Right; THROWS: Right

BORN: Oct. 1, 2001 in Santo Domingo, D.R.

RESIDES: Santo Domingo, D.R.

OPENING DAY AGE: 18

SIGNED BY: Ramon Pena

ACQUIRED: Signed as an international free agent, Dec. 10, 2018

CAREER NOTES: Led Dominican Royals 2 with a 1.94 ERA (min. 20.0 IP), and allowed one earned run or fewer in 10 of his 12 outings.

Year	Club	W-L	ERA	G	GS	CG	SHO	SV	IP	H	R	ER	HR	HB	BB	SO	WP	BK
2019	Dominican Royals 2	1-3	1.94	12	8	0	0	0	41.2	38	20	9	0	7	9	31	4	1

REYNOSO, REYNIN

OF

HT: 5-11; WT: 160; BATS: Left; THROWS: Left

BORN: Nov. 25, 1999 in San Cristobal, D.R.

RESIDES: San Cristobal, D.R.

OPENING DAY AGE: 20

SIGNED BY: Edis Perez

ACQUIRED: Signed as an international free agent, July 6, 2016

Year	Club	AVG	G	AB	R	H	2B	3B	HR	RBI	SH	SF	HP	BB	SO	SB	CS	E
2017	Dominican Royals	.224	49	161	20	36	4	2	1	11	2	0	5	24	42	5	11	3
2018	Dominican Royals 2	.243	22	74	10	18	3	2	0	7	1	0	1	6	12	1	3	3
	Dominican Royals 1	.257	25	74	10	19	5	0	1	5	0	0	0	7	13	3	1	2
2019	Did not play																	
Minor League Totals		.236	96	309	40	73	12	4	2	23	4	0	6	37	67	9	15	8

RIDINGS, STEPHEN

RHP

HT: 6-8; WT: 220; BATS: Right; THROWS: Right

RESIDES: Commack, N.Y.

SIGNED BY: Matt Sherman (Cubs)

ACQUIRED: Traded from the Chicago Cubs for OF Donnie Dewees, March 8, 2019

CAREER NOTES: 2013: Graduated from St. Anthony's High School (N.Y.)...2014-16: Attended Haverford College (Pa.), where he earned second team All-Centennial Conference honors as a junior, going 6-3 with a 2.62 ERA and a school record 11.98 K/9...2016: Selected by the Chicago Cubs in the eighth round of the First-Year Player Draft...was placed on the 60-day IL with a right elbow injury, July 6...2019: Acquired by Kansas City from Chicago for OF Donnie Dewees, March 8...led the Pioneer League with 88 strikeouts (11 more than anyone else), and his 14.1 K/9 (88 K in 56.1 IP) was tops among Royals farmhands (min. 50.0 IP)...recorded a career-high 12 strikeouts over 7.0 innings on Aug. 29 vs. Great Falls.

Year	Club	W-L	ERA	G	GS	CG	SHO	SV	IP	H	R	ER	HR	HB	BB	SO	WP	BK
2017	AZL Cubs (R)	0-2	4.09	12	8	0	0	0	22.0	17	11	10	1	4	20	26	6	0
2018	Eugene (A)	3-3	4.15	22	0	0	0	0	34.2	29	19	16	4	1	15	44	8	0
2019	Idaho Falls (R)	4-3	5.91	13	11	0	0	0	56.1	48	39	37	6	7	29	88	7	1
Minor League Totals		7-8	5.02	47	19	0	0	0	113.0	94	69	63	11	12	64	158	21	1

RIVERA, EMMANUEL MIGUEL

INF

See Major League Bios, page 198

RIVERO, SEBASTIAN

C

See Major League Bios, page 199

RODRIGUEZ, LIZANDRO

INF

HT: 5-11; WT: 165; BATS: Switch; THROWS: Right

RESIDES: Santiago, D.R.

SIGNED BY: Fausto Morel

ACQUIRED: Signed as an international free agent, July 4, 2019

BORN: Nov. 16, 2002 in Santiago, D.R.

OPENING DAY AGE: 17

Year	Club	AVG	G	AB	R	H	2B	3B	HR	RBI	SH	SF	HP	BB	SO	SB	CS	E
(2020 will be his first year in professional baseball)																		

RODRIGUEZ, OMAR

C

HT: 6-1; WT: 190; BATS: Right; THROWS: Right

RESIDES: Valencia, Venezuela

SIGNED BY: Edis Perez

ACQUIRED: Signed as an international free agent, Aug. 10, 2017

BORN: April 9, 2000 in Valencia, Venezuela

OPENING DAY AGE: 19

Year	Club	AVG	G	AB	R	H	2B	3B	HR	RBI	SH	SF	HP	BB	SO	SB	CS	E
2018	Dominican Royals 1	.203	25	54	4	11	3	0	0	8	0	0	2	4	16	1	0	2
	Dominican Royals 2	.265	9	34	3	9	3	0	0	2	0	0	2	2	9	1	0	1
2019	Dominican Royals 1	.272	52	173	8	47	11	0	2	17	0	0	5	21	47	1	1	4
Minor League Totals		.257	86	261	15	67	17	0	2	27	0	0	9	27	72	3	1	7

ROHLMAN, REED

OF

HT: 6-1; WT: 200; BATS: Left; THROWS: Left

RESIDES: Spartanburg, S.C.

SIGNED BY: Joel Matthews

ACQUIRED: Selected in the 35th round of the 2017 First-Year Player Draft

CAREER NOTES: 2013: Graduated from James F. Byrnes High School (S.C.), where he lettered three times and was a member of the state runner-up team three times...2014-17: Attended Clemson University, where he graduated last May with a degree in parks, recreation and tourism management...2017: Earned Second-Team All-American honors and was named First-Team All-ACC as a senior, batting .361/.448/.542 (82-for-227) with 28 extra-base hits and 34 RBI in 62 games, including a 20-game hitting streak...2018: Named Pioneer League midseason All-Star and MiLB.com Pioneer League Player of the Month in July, in which he hit .426/.508/.703 (43-for-101) with 17 extra-base hits and 37 RBI in 25 games...2019: Ranked among Royals minor league leaders in hits (4th), doubles (tied for 4th) and RBI (9th)...hit a walk-off home run in the 13th inning of Game 4 of the South Atlantic League championship series to clinch Lexington's second straight title...named South Atlantic League Player of the Week for the period of April 15-20, a six-game stretch in which he hit .440 (11-for-25) with six doubles and a home run.

Year	Club	AVG	G	AB	R	H	2B	3B	HR	RBI	SH	SF	HP	BB	SO	SB	CS	E
2017	Burlington (R)	.267	58	221	33	59	10	1	4	29	0	2	8	17	46	0	2	4
2018	Idaho Falls (R)	.286	67	262	59	75	23	3	6	56	0	1	4	38	57	3	1	3
2019	Lexington (A)	.244	126	480	56	117	23	3	5	55	0	1	3	31	138	6	2	11
Minor League Totals		.261	251	963	148	251	56	7	15	140	0	4	15	86	241	9	5	18

ROSARIO, WANNER

RHP

HT: 6-1; WT: 160; BATS: Right; THROWS: Right

RESIDES: Santiago, D.R.

SIGNED BY: Fausto Morel

ACQUIRED: Signed as an international free agent, March 14, 2019

BORN: Jan. 9, 2001 in Santiago, D.R.

OPENING DAY AGE: 19

Year	Club	W-L	ERA	G	GS	CG	SHO	SV	IP	H	R	ER	HR	HB	BB	SO	WP	BK
2019	Dominican Royals 2	0-0	8.71	6	0	0	0	0	10.1	8	14	10	0	0	15	7	7	0

ROSENTHAL, TREVOR

RHP

See Major League Bios, pages 200-202

RUSSELL, ASHELEE BRENTON (ASHE)

RHP

HT: 6-4; WT: 201; BATS: Right; THROWS: Right

RESIDES: Indianapolis, Ind.

SIGNED BY: Mike Farrell

ACQUIRED: Selected in the first round of the 2015 First-Year Player Draft (21st overall)

BORN: 8-26-96 in Indianapolis, Ind.

OPENING DAY AGE: 23

CAREER NOTES: 2015: Graduated from Cathedral Catholic High School (Ind.), where he went 5-1 with a 1.02 ERA and 67 strikeouts in 41 innings as a senior, earning Indiana's Gatorade Player of the Year honors for the second straight year...bypassed Texas A&M University to sign with Kansas City...2017-19: Took a leave of absence.

Year	Club	W-L	ERA	G	GS	CG	SHO	SV	IP	H	R	ER	HR	HB	BB	SO	WP	BK
2015	Burlington (R)	0-3	4.21	11	11	0	0	0	36.1	32	18	17	8	1	13	24	2	0
2016	Surprise (R)	0-1	9.00	2	2	0	0	0	2.0	1	2	2	0	2	2	1	2	0
2017									Did Not Pitch									
2018									Did Not Pitch									
2019									Did Not Pitch									

Minor League Totals		0-4	4.46	13	13	0	0	0	38.1	33	20	19	8	3	15	25	4	0
---------------------	--	-----	------	----	----	---	---	---	------	----	----	----	---	---	----	----	---	---

SALON, DIONMY

C

HT: 6-2; WT: 190; BATS: Right; THROWS: Right

RESIDES: Barquisimeto, Venezuela

SIGNED BY: Alberto Garcia, Joelvis Gonzalez & Orlando Estevez

ACQUIRED: Signed as an international free agent, July 10, 2018

BORN: Nov. 18, 2001 in Barquisimeto, Venezuela

OPENING DAY AGE: 18

Year	Club	AVG	G	AB	R	H	2B	3B	HR	RBI	SH	SF	HP	BB	SO	SB	CS	E
2019	Dominican Royals 1	.147	10	34	3	5	0	0	0	2	0	0	0	7	9	0	0	0
	Dominican Royals 2	.219	32	96	14	21	3	0	0	7	0	0	3	15	17	1	2	4
Minor League Totals		.200	42	130	17	26	3	0	0	9	0	0	3	22	26	1	2	4

SANCHEZ, CARLOS

RHP

HT: 6-0; WT: 175; BATS: Right; THROWS: Right

RESIDES: Moca, D.R.

SIGNED BY: Fausto Morel

ACQUIRED: Signed as an international free agent, July 20, 2016

BORN: June 20, 1999 in Moca, D.R.

OPENING DAY AGE: 20

Year	Club	W-L	ERA	G	GS	CG	SHO	SV	IP	H	R	ER	HR	HB	BB	SO	WP	BK
2017	Dominican Royals	1-1	3.34	13	2	0	0	0	29.2	20	16	11	1	4	13	19	7	0
2018	Dominican Royals 2	1-2	6.11	12	2	0	0	0	28.0	33	23	19	1	2	20	17	12	0
2019	Dominican Royals 2	0-0	1.69	3	3	0	0	0	10.2	8	4	2	0	3	4	9	3	0
Minor League Totals		2-3	4.21	28	7	0	0	0	68.1	61	43	32	2	9	37	45	22	0

SANCHEZ, JAVIER GUADALUPE

INF

HT: 5-11; WT: 160; BATS: Right; THROWS: Right

RESIDES: Los Mochis, Mexico

SIGNED BY: Luis Ortiz

ACQUIRED: Signed as an international free agent, May 23, 2017

BORN: Oct. 27, 1999 in Los Mochis, Mexico

OPENING DAY AGE: 20

Year	Club	AVG	G	AB	R	H	2B	3B	HR	RBI	SH	SF	HP	BB	SO	SB	CS	E
2017	Dominican Royals	.146	30	89	5	13	4	0	0	6	1	1	2	6	19	3	3	5
2018	Dominican Royals 2	.234	56	184	20	43	10	0	16	3	1	2	22	39	3	4	20	
2019	Dominican Royals 2	.355	8	31	4	11	2	0	0	7	0	0	0	5	6	3	1	0
	Dominican Royals 1	.221	29	77	9	17	3	0	0	4	2	0	3	10	25	2	1	7
Minor League Totals		.220	123	381	38	84	19	0	33	6	2	7	41	89	11	9	32	

SANCHEZ, RICARDO

C

HT: 5-8; WT: 190; BATS: Left; THROWS: Right

RESIDES: Dorado, Puerto Rico

SIGNED BY: Lloyd Simmons

ACQUIRED: Signed as a non-drafted free agent, June 25, 2019

BORN: May 4, 1995 in Dorado, Puerto Rico

OPENING DAY AGE: 24

CAREER NOTES: 2017: Attended Seminole State College (Okla.)...2018: Transferred to the University of Arkansas at Pine Bluff...2019: Recorded a walk-off, three-run home run vs. Texas Southern on March 30...ranked fourth among catchers in the SWAC, throwing out 16 base runners.

Year	Club	AVG	G	AB	R	H	2B	3B	HR	RBI	SH	SF	HP	BB	SO	SB	CS	E
2019	Surprise (R)	.000	3	8	0	0	0	0	0	0	0	0	0	0	2	0	0	0

SANTANA, OSIRIS

RHP

HT: 5-11; **WT:** 165; **BATS:** Right; **THROWS:** Right

BORN: Oct. 11, 2001 in Azua, D.R.

RESIDES: Azua, D.R.

OPENING DAY AGE: 18

SIGNED BY: Edis Perez

ACQUIRED: Signed as an international free agent, Nov. 12, 2018

Year	Club	W-L	ERA	G	GS	CG	SHO	SV	IP	H	R	ER	HR	HB	BB	SO	WP	BK
2019	Dominican Royals	1-0	2.74	13	0	0	0	1	23.0	21	12	7	0	1	9	21	2	0

SCHULTZ, COLBY

INF

HT: 6-0; **WT:** 180; **BATS:** Left; **THROWS:** Right

BORN: Dec. 13, 1994 in San Juan Capistrano, Calif.

RESIDES: Riverside, Calif.

OPENING DAY AGE: 25

SIGNED BY: Colin Gonzales

ACQUIRED: Signed as an international free agent, June 16, 2018

CAREER NOTES: **2014:** Graduated from San Juan Hills High School (Calif.). **2015:** Attended Saddleback College, where he hit .315/.381/.466 and earned Second Team All-Orange Empire Conference honors... **2016:** Transferred to the University of California Riverside.

Year	Club	AVG	G	AB	R	H	2B	3B	HR	RBI	SH	SF	HP	BB	SO	SB	CS	E
2018	Burlington (R)	.244	39	127	13	31	3	2	0	22	3	1	3	16	29	3	2	6
	Surprise (R)	.333	1	3	0	1	0	0	2	1	0	0	0	0	1	0	0	
2019	Wilmington (A+)	.226	76	234	22	53	10	1	2	22	3	3	3	24	55	4	7	10
	Minor League Totals	.234	116	364	35	85	13	3	2	46	7	4	6	40	84	8	9	16

SEIJAS, ROTHAIKEG

OF

HT: 5-11; **WT:** 170; **BATS:** Right; **THROWS:** Right

BORN: July 22, 2002 in San Felipe, Venezuela

RESIDES: San Felipe, Venezuela

OPENING DAY AGE: 17

SIGNED BY: Alberto Garcia & Joelvis Gonzalez

ACQUIRED: Signed as an international free agent, July 25, 2018

Year	Club	AVG	G	AB	R	H	2B	3B	HR	RBI	SH	SF	HP	BB	SO	SB	CS	E
2019	Dominican Royals	.220	41	132	19	26	6	1	1	17	1	1	1	27	37	4	1	1

SHELLER, WALKER CHRISTIAN

RHP

HT: 6-3; **WT:** 195; **BATS:** Right; **THROWS:** Right

BORN: May 21, 1995 in Abington, Pa.

RESIDES: Ponte Vedra, Fla.

OPENING DAY AGE: 24

SIGNED BY: Jim Buckley

ACQUIRED: Selected in the ninth round of the 2016 First-Year Player Draft

CAREER NOTES: **2013:** Graduated from Ponte Vedra High School (Fla.). **2014:** Attended Lake Sumter State College... **2016:** Recorded 12 saves with a 1.38 ERA as a junior at Stetson University, striking out 44 in 45.2 innings...is the first player drafted by Kansas City out of Stetson since George Kauffman (1996), the grandson of the late Ewing Kauffman, the Royals' founder... **2017:** Recorded a 3.18 ERA (22 ER in 62.1 IP) and 66 strikeouts (9.5 K/9) in 35 appearances across three levels...held opponents scoreless in 14 of his last 17 outings... **2018:** Named Texas League midseason All-Star...made five appearances with Surprise in the Arizona Fall League.

Year	Club	W-L	ERA	G	GS	CG	SHO	SV	IP	H	R	ER	HR	HB	BB	SO	WP	BK
2016	Burlington (R)	0-0	2.95	17	0	0	0	6	21.1	13	10	7	0	1	15	18	5	0
2017	Lexington (A)	2-1	2.88	14	0	0	0	3	25.0	21	8	8	2	4	9	27	3	0
	Wilmington (A+)	4-1	4.02	18	0	0	0	0	31.1	30	16	14	2	3	14	34	12	0
	NW Arkansas (AA)	0-0	0.00	3	0	0	0	1	6.0	3	0	0	0	0	3	5	0	0
2018	NW Arkansas (AA)	3-2	3.53	35	0	0	0	1	51.0	49	23	20	5	7	14	27	5	0
	Wilmington (A+)	1-1	1.42	5	0	0	0	1	6.1	5	1	1	0	1	2	6	0	0
2019	NW Arkansas (AA)	0-2	9.00	13	0	0	0	1	13.0	23	21	13	2	3	12	11	2	0
	Wilmington (A+)	1-2	7.29	17	0	0	0	1	21.0	26	18	17	4	2	9	12	1	0
	Minor League Totals	11-9	4.11	122	0	0	0	14	175.0	170	97	80	15	21	78	140	28	0

SHIPLEY, BRADEN

RHP

See Major League Bios, pages 203-204

SINGER, BRADY

RHP

See Major League Bios, page 205

SMITH, ALEX

LHP

HT: 6-3; **WT:** 205; **BATS:** Left; **THROWS:** Left

BORN: Dec. 29, 1996 in Memphis, Tenn.

RESIDES: Memphis, Tenn.

OPENING DAY AGE: 23

SIGNED BY: Travis Ezi

ACQUIRED: Selected in the 24th round of the 2019 First-Year Player Draft

CAREER NOTES: **2015:** Graduated from Evangelical Christian School (Tenn.) after transferring from Fayette Academy... **2016-19:** Attended the University of Memphis, where he went 4-2 with a 3.86 ERA (14 ER in 32.2 IP) and 35 strikeouts (9.6 K/9) in a team-high 26 appearances as a senior.

Year	Club	W-L	ERA	G	GS	CG	SHO	SV	IP	H	R	ER	HR	HB	BB	SO	WP	BK
2019	Burlington (R)	1-3	3.98	14	0	0	0	0	20.1	15	12	9	1	1	14	29	3	0

SMITH, ISAIAH

OF

HT: 6-3; WT: 190; BATS: Right; THROWS: Right

BORN: June 19, 1999 in Battle Ground, Wash.

RESIDES: Battle Ground, Wash.

OPENING DAY AGE: 20

SIGNED BY: Joe Ross

ACQUIRED: Selected in the 21st round of the 2017 First-Year Player Draft

CAREER NOTES: 2017: Graduated from Battle Ground High School (Wash.) and was committed to play at Washington State University before signing with Kansas City...named the No. 75 overall high school prospect in the Draft by *Baseball America*.

Year	Club	AVG	G	AB	R	H	2B	3B	HR	RBI	SH	SF	HP	BB	SO	SB	CS	E
2017	Surprise (R)	.148	37	135	17	20	5	1	2	14	1	1	3	7	39	4	0	5
2018	Surprise (R)	.160	9	25	4	4	0	1	1	3	0	0	0	3	5	2	1	0
2019	Idaho Falls (R)	.226	9	31	2	7	3	1	0	4	0	0	3	1	12	4	2	0
Minor League Totals		.230	55	191	23	31	8	3	3	21	1	1	6	11	56	10	3	5

SMITH, PATRICK

LHP

HT: 6-2; WT: 215; BATS: Left; THROWS: Left

BORN: Oct. 14, 1996 in Elk Grove, Ill.

RESIDES: Schaumburg, Ill.

OPENING DAY AGE: 23

SIGNED BY: Mike Farrell

ACQUIRED: Selected in the 33rd round of the 2019 First-Year Player Draft

CAREER NOTES: 2015: Graduated from Conant High School (Ill.), where he was a part of two combined no-hitters and threw a shutout of his own...2016-17: Attended Heartland Community College, where he reached the NJCAA Division II regionals in both seasons...2018: Transferred to Purdue University...2019: As a senior at Purdue, he had 70 strikeouts in 60.0 innings (10.5 K/9), a rate that set a school record (min. 60.0 IP) and he allowed only one home run...was the winning pitcher and recorded 3.0 scoreless innings, in which he allowed just one hit, in Game 3 of the Appalachian League semifinals.

Year	Club	W-L	ERA	G	GS	CG	SHO	SV	IP	H	R	ER	HR	HB	BB	SO	WP	BK
2019	Burlington (R)	2-0	3.78	21	0	0	0	1	33.1	32	17	14	2	3	15	31	5	0

SNIDER, COLLIN

RHP

HT: 6-4; WT: 200; BATS: Right; THROWS: Right

BORN: Oct. 10, 1995 in Murfreesboro, Tenn.

RESIDES: Murfreesboro, Tenn.

OPENING DAY AGE: 24

SIGNED BY: Nick Hamilton

ACQUIRED: Selected in the 12th round of the 2017 First-Year Player Draft

CAREER NOTES: 2014: Graduated from Riverdale High School (Tenn.), where he lettered for four years in baseball...2015-17: Attended Vanderbilt University, making 60 appearances (one start) in three years...2019: Recorded the save in Game 5 of the Mills Cup semifinals to clinch Wilmington's berth in the championship series.

Year	Club	W-L	ERA	G	GS	CG	SHO	SV	IP	H	R	ER	HR	HB	BB	SO	WP	BK
2017	Burlington (R)	3-0	1.85	12	0	0	0	1	24.1	26	15	5	1	2	6	16	0	0
	Lexington (A)	0-0	6.75	5	0	0	0	1	9.1	14	8	7	3	1	0	6	0	0
2018	Lexington (A)	5-7	5.57	29	9	0	0	1	76.0	111	62	47	13	6	16	50	1	0
2019	Wilmington (A+)	5-3	2.25	28	0	0	0	4	52.0	44	19	13	2	3	11	34	0	1
	Surprise (R)	0-0	2.08	3	1	0	0	0	4.1	3	1	1	0	0	0	0	0	0
Minor League Totals		13-10	3.96	77	10	0	0	7	166.0	198	105	73	19	12	33	106	1	1

SOLANO, ADRIAN

RHP

HT: 6-1; WT: 165; BATS: Right; THROWS: Right

BORN: Oct. 17, 1999 in San Pedro de Macoris, D.R.

RESIDES: San Pedro de Macoris, D.R.

OPENING DAY AGE: 20

SIGNED BY: Rafael Vasquez & Fabio Herrera

ACQUIRED: Signed as an international free agent, July 6, 2017

Year	Club	W-L	ERA	G	GS	CG	SHO	SV	IP	H	R	ER	HR	HB	BB	SO	WP	BK
2018	Dominican Royals 1	0-3	3.91	12	1	0	0	0	23.0	24	14	10	1	5	15	22	6	0
2019	Surprise (R)	1-1	4.45	14	0	0	0	1	28.1	31	20	14	1	1	11	20	6	2
Minor League Totals		1-4	4.21	26	1	0	0	1	51.1	55	34	24	2	6	26	42	12	2

SOSA, ONLIBER

RHP

HT: 6-1; WT: 195; BATS: Right; THROWS: Right

BORN: Nov. 4, 1997 in Tenares, D.R.

RESIDES: San Pedro De Macoris, D.R.

OPENING DAY AGE: 22

SIGNED BY: Rafael Vasquez

ACQUIRED: Signed as an international free agent, Sept. 1, 2017

Year	Club	W-L	ERA	G	GS	CG	SHO	SV	IP	H	R	ER	HR	HB	BB	SO	WP	BK
2018									(Did Not Pitch)									
2019	Surprise (R)	0-1	13.50	4	0	0	0	0	4.0	6	6	6	2	0	5	4	2	0
	Dominican Royals 2	0-0	0.00	1	0	0	0	0	1.1	1	0	0	0	0	0	1	0	0
Minor League Totals		0-1	10.13	5	0	0	0	0	5.1	7	6	6	2	0	5	5	2	0

SOTILLET, ANDRES

RHP

HT: 6-1; WT: 175; BATS: Right; THROWS: Right

RESIDES: Cumana, Venezuela

SIGNED BY: Rafael Vasquez, Fabio Herrera

ACQUIRED: Signed as an international free agent, July 30, 2015

CAREER NOTES: **2016:** Named Dominican Royals Pitcher of the Year and led Royals farmhands in ERA (min. 60.0 IP)... **2018:** Won four consecutive starts with Lexington from May 21-June 8, in which he had a 1.40 ERA (4 ER in 25.2 IP)... recorded his second career shutout in a 5-0 win vs. Greensboro on July 7, his last start with Lexington, in which he allowed just seven hits and no walks with 10 strikeouts.

Year	Club	W-L	ERA	G	GS	CG	SHO	SV	IP	H	R	ER	HR	HB	BB	SO	WP	BK
2016	Dominican Royals	7-2	1.52	13	13	1	1	0	65.0	48	15	11	0	3	8	41	2	1
2017	Idaho Falls (R)	0-2	10.57	4	4	0	0	0	15.1	32	18	18	5	0	4	11	3	1
	Surprise (R)	3-0	2.28	5	4	0	0	0	27.2	27	7	7	1	0	6	26	3	0
	Burlington (R)	0-2	11.20	4	4	0	0	0	13.2	22	19	17	1	2	3	5	1	0
2018	Wilmington (A+)	2-6	5.40	10	10	1	0	0	51.2	70	32	31	5	2	21	35	3	0
	Lexington (A)	6-5	3.93	16	13	1	1	0	89.1	107	46	39	6	5	13	84	6	2
2019	NW Arkansas (AA)	6-1	3.35	34	4	0	0	1	75.1	68	34	28	6	2	29	63	5	0
Minor League Totals		24-18	4.02	86	52	3	2	1	338.0	374	171	151	24	14	84	255	23	4

STEELE, EVAN

LHP

HT: 6-5; WT: 210; BATS: Right; THROWS: Left

RESIDES: Marietta, Ga.

SIGNED BY: Jim Buckley

ACQUIRED: Selected in the second round of the 2017 First-Year Player Draft

CAREER NOTES: **2015:** Graduated from Marietta High School (Ga.), where he was named a preseason All-American by *Perfect Game* as a senior... **2016:** Attended Vanderbilt University... **2017:** Transferred to Chipola College (Fla.), where he went 5-0 with a 2.01 ERA (9 ER in 40.1 IP) and 58 strikeouts in 10 starts... earned two wins in the NJCAA Division I World Series and was named Most Outstanding Pitcher of the tournament... allowed just two earned runs with 13 strikeouts in his first four professional starts (6.0 IP), before surrendering three runs in his final start (2.0 IP)... **2019:** Led Lexington pitchers with a 2.39 ERA (min. 10 starts), but was placed on the 7-day IL on July 26, ending his season... had a career-high 10 strikeouts over 5.0 innings on July 12 vs. Greenville, his second-to-last start.

Year	Club	W-L	ERA	G	GS	CG	SHO	SV	IP	H	R	ER	HR	HB	BB	SO	WP	BK
2017	Surprise (R)	0-2	5.63	5	5	0	0	0	8.0	11	8	5	2	2	2	16	0	0
2018	(Did Not Pitch)																	
2019	Lexington (A)	4-3	2.39	11	11	0	0	0	49.0	40	15	13	2	3	15	56	1	0
Minor League Totals		4-5	2.84	16	16	0	0	0	57.0	51	23	18	4	5	17	72	1	0

STIL, MATTHEW

RHP

HT: 6-3; WT: 190; BATS: Right; THROWS: Left

RESIDES: Marlton, N.J.

SIGNED BY: Casey Fahy

ACQUIRED: Selected in the 21st round of the 2019 First-Year Player Draft

CAREER NOTES: **2018:** Graduated from Cherokee High School (N.J.), where he was a Rawlings/Perfect Game Preseason All-American honorable mention... **2019:** Attended Rowan College at Gloucester County, where he helped the Roadrunners advance to the NJCAA Division III National Championship, where he lost in the finals... went 2-0 with a 3.33 ERA (10 ER in 27.0 IP) and 45 strikeouts (15.0 K/9) in 10 outings (4 starts) for the Roadrunners.

Year	Club	W-L	ERA	G	GS	CG	SHO	SV	IP	H	R	ER	HR	HB	BB	SO	WP	BK
2019	Surprise (R)	0-3	6.30	9	0	0	0	0	10.0	9	11	7	2	0	10	15	5	0

SYLK, AUGIE

LHP

HT: 6-4; WT: 205; BATS: Left; THROWS: Left

RESIDES: Pacific Palisades, Calif.

SIGNED BY: Bobby Shore

ACQUIRED: Selected in the 38th round of the 2019 First-Year Player Draft

CAREER NOTES: **2017:** Graduated from Palisades Charter High School (Calif.), where he pitched three no-hitters during his prep career... **2018-19:** Attended the University of Southern California, where he pitched just 3.0 innings over two seasons, but added 30.1 innings in the West Coast League in 2018.

Year	Club	W-L	ERA	G	GS	CG	SHO	SV	IP	H	R	ER	HR	HB	BB	SO	WP	BK
2019	Idaho Falls (R)	0-0	12.15	7	0	0	0	1	6.2	8	11	9	0	1	10	13	5	0
	Surprise (R)	1-0	0.00	5	0	0	0	2	5.1	3	0	0	0	0	2	8	1	0
Minor League Totals		1-0	6.75	12	0	0	0	3	12.0	11	11	9	0	1	12	21	6	0

TERRERO, FRANCO

RHP

HT: 6-0; WT: 180; BATS: Right; THROWS: Right

RESIDES: Las Matas de Farfan, D.R.

SIGNED BY: Edis Perez

ACQUIRED: Signed as an international free agent, Jan. 16, 2014

Career Note: 2014: Tied for eighth in the Dominican Summer League in wins...2015: Ranked among Arizona League leaders in WHIP (1.04, tied for third), saves (tied for third) and ERA (10th)...2017: Recorded a career-best 2.59 ERA in 34 appearances for Wilmington and ranked fourth among Carolina League relievers with a .193 opponents' average (41-for-212).

Year	Club	W-L	ERA	G	GS	CG	SHO	SV	IP	H	R	ER	HR	HB	BB	SO	WP	BK
2014	Dominican Royals	7-5	4.01	16	4	0	0	1	51.2	53	29	23	1	1	9	36	8	0
2015	Surprise (R)	4-1	2.74	14	1	0	0	5	46.0	42	19	14	1	6	6	51	5	0
2016	Lexington (A)	2-2	4.82	38	0	0	0	2	80.1	87	53	43	7	6	32	54	13	1
2017	Wilmington (A+)	3-5	2.59	34	0	0	0	6	62.2	41	24	18	3	5	28	62	6	0
2018	NW Arkansas (AA)	3-6	5.37	44	0	0	0	4	63.2	74	49	38	11	3	39	62	9	1
2019	NW Arkansas (AA)	2-5	5.08	43	0	0	0	7	44.1	53	30	25	5	1	24	48	2	0
Minor League Totals		21-24	4.16	189	5	0	0	25	348.2	350	204	161	28	22	138	313	43	2

TILLO, DANIEL

LHP

See Major League Bios, page 206

TOLBERT, TYLER

INF

HT: 6-0; WT: 165; BATS: Right; THROWS: Right

RESIDES: Trussville, Ala.

SIGNED BY: Nick Hamilton

ACQUIRED: Selected in the 13th round of the 2019 First-Year Player Draft

CAREER NOTES: 2016: Graduated from Hewitt-Trussville High School (Ala.), where he was the Birmingham/Central Alabama Player of the Year while leading his school to the Class 7A state title, batting .447 as a senior with a school-record 71 hits and 41 stolen bases...2018: Made an acrobatic catch on April 17 at Auburn that was the No. 8 play on Sport Center's Top-10 plays that night...2019: Hit .282 with 41 stolen bases in 46 games for the University of Alabama-Birmingham, including a career-high five hits in his final game...he's the cousin of Jacksonville Jaguars QB Joshua Dobbs, whose 9,360 yards at Tennessee rank third in school history...had 28 steals (in 29 attempts) in 50 games during his pro debut, seventh most among Royals farmhands.

Year	Club	AVG	G	AB	R	H	2B	3B	HR	RBI	SH	SF	HP	BB	SO	SB	CS	E
2019	Surprise (R)	.221	41	140	26	31	2	1	0	18	2	3	7	22	41	26	0	1
	Idaho Falls (R)	.382	9	34	11	13	2	3	0	6	3	1	0	1	8	2	1	0
Minor League Totals		.253	50	174	37	44	4	4	0	24	5	4	7	23	49	28	1	1

VALDEZ, ENRIQUE

INF

HT: 6-0; WT: 158; BATS: Left; THROWS: Right

RESIDES: San Pedro De Macoris, D.R.

SIGNED BY: Rafael Vasquez & Fabio Herrera

ACQUIRED: Signed as an international free agent, July 6, 2017

CAREER NOTES: Named Dominican Royals 1 Player of the Year in his professional debut, batting .264 in 27 games, including 24 starts at shortstop...also hit .307 in 26 games with the Dominican Royals 2 team, and was named a Dominican League midseason All-Star.

Year	Club	AVG	G	AB	R	H	2B	3B	HR	RBI	SH	SF	HP	BB	SO	SB	CS	E
2018	Dominican Royals 2	.307	26	101	14	31	4	1	0	7	1	0	2	6	23	6	4	9
	Dominican Royals 1	.264	27	91	10	24	1	1	0	8	1	1	0	8	23	8	5	9
2019	Surprise (R)	.220	46	164	19	36	8	2	0	23	3	2	1	11	46	4	4	15
Minor League Totals		.256	99	356	43	91	13	4	0	38	5	3	3	25	92	18	13	33

VALENZUELA, OSCAR

RHP

HT: 5-11; WT: 171; BATS: Right; THROWS: Right

RESIDES: Altamira, Mexico

SIGNED BY: Manuel Samaniego & Luis Ortiz

ACQUIRED: Signed as an international free agent, April 24, 2018

BORN: March 2, 2001 in Tampico, Mexico

OPENING DAY AGE: 19

Year	Club	W-L	ERA	G	GS	CG	SHO	SV	IP	H	R	ER	HR	HB	BB	SO	WP	BK
2018	Dominican Royals 1	3-0	2.95	11	0	0	0	2	21.1	14	10	7	0	1	7	8	1	0
2019	Dominican Royals 2	1-4	3.48	12	6	0	0	1	41.1	45	22	16	2	4	9	20	1	0
	Dominican Royals 1	0-0	0.00	2	0	0	0	1	7.1	3	0	0	0	1	1	3	0	0
Minor League Totals		4-4	2.96	25	6	0	0	4	70.0	62	32	23	2	6	17	31	2	0

VALERIO, SAMUEL

RHP

HT: 6-4; WT: 220; BATS: Right; THROWS: Right

RESIDES: Santo Domingo, D.R.

SIGNED BY: Edis Perez

ACQUIRED: Signed as an international free agent, July 6, 2018

BORN: Oct. 8, 2001 in Santo Domingo Centro, D.R.

OPENING DAY AGE: 18

Year	Club	W-L	ERA	G	GS	CG	SHO	SV	IP	H	R	ER	HR	HB	BB	SO	WP	BK
2019	Dominican Royals 1	3-1	4.62	11	4	0	0	0	25.1	23	19	13	1	6	13	31	1	1

VALLOT, CHASE

C

HT: 6-0; **WT:** 215; **BATS:** Right; **THROWS:** Right
RESIDES: Youngsville, La.
SIGNED BY: Travis Ezi

BORN: Aug. 21, 1996 in Lafayette, La.
OPENING DAY AGE: 23

ACQUIRED: Selected in Competitive Balance Round A of the 2014 First-Year Player Draft (40th overall)

CAREER NOTES: 2014: Graduated St. Thomas More High School (La.)...led his team to the Class 4A state championship and was named National Player of the Year by Louisville Slugger after batting .545 with 13 home runs and 62 RBI...named 2014 Gatorade Player of the Year in Louisiana along with All-American honors from Perfect Game and Under Armour, 2013...won the 2013 *Rawlings* Home Run Challenge at the Metrodome...bypassed an opportunity to attend Mississippi State University by signing with the Royals...rated 11th among Appalachian League prospects by *Baseball America*...2016: Hit a career-high 15 HR, including 13 with Lexington, and was named a South Atlantic League midseason All-Star...2018: Missed a month due to a left hamstring injury...named Pioneer League Player of the Week on July 22 while on a rehab stint with Idaho Falls, in which he hit .500/.542/.909 (11-for-22) with five extra-base hits and six RBI in five games...2019: Named a South Atlantic League midseason All-Star and led Lexington with a career-high 14 home runs in just 83 games.

Year	Club	AVG	G	AB	R	H	2B	3B	HR	RBI	SH	SF	HP	BB	SO	SB	CS	E
2014	Burlington (R)	.215	53	186	29	40	14	0	7	27	0	3	7	26	81	0	1	3
2015	Lexington (A)	.219	80	279	46	61	13	3	13	40	1	4	8	41	105	1	0	8
2016	Lexington (A)	.246	82	272	37	67	20	0	13	44	0	4	15	39	118	0	0	17
	Surprise (R)	.133	10	30	5	4	1	0	2	2	0	0	2	3	14	0	0	2
2017	Wilmington (A+)	.231	89	281	34	65	22	0	12	37	0	4	6	64	127	0	0	12
2018	Wilmington (A+)	.108	47	148	19	16	4	0	7	24	0	1	5	31	80	0	0	4
	Idaho Falls (R)	.262	37	145	23	38	15	0	7	28	0	0	9	14	71	0	0	1
2019	Lexington (A)	.190	83	279	31	53	11	3	14	44	1	2	14	32	155	0	1	6
Minor League Totals		.212	481	1,620	224	344	100	6	75	246	2	18	66	250	751	1	2	53

VAN BUREN, MALCOLM EMANUEL

RHP

HT: 6-4; **WT:** 185; **BATS:** Right; **THROWS:** Right
RESIDES: Goose Creek, S.C.
SIGNED BY: Joel Matthews

BORN: July 5, 1998 in Charleston, S.C.
OPENING DAY AGE: 21

ACQUIRED: Selected in the 31st round of the 2016 First-Year Player Draft

CAREER NOTES: 2016: Graduated from Hanahan High School (S.C.), where he went 5-3 with a 1.92 ERA and 65 strikeouts in 47.1 innings (12.36 K/9) as a senior...bypassed North Carolina State to sign with Kansas City...was the youngest player selected by Kansas City in the 2016 Draft...underwent Tommy John Surgery shortly after the Draft.

Year	Club	W-L	ERA	G	GS	CG	SHO	SV	IP	H	R	ER	HR	HB	BB	SO	WP	BK
2017	Surprise (R)	0-3	7.12	12	11	0	0	0	30.1	36	31	24	3	6	19	25	9	0
2018	Burlington (R)	0-5	8.91	10	7	0	0	0	33.1	39	34	33	7	7	31	37	10	2
2019	Burlington (R)	1-5	5.40	12	8	0	0	0	41.2	30	28	25	5	3	32	59	11	0
	Idaho Falls (R)	0-0	2.25	1	0	0	0	1	4.0	3	1	1	0	2	1	6	0	0
Minor League Totals		1-13	6.83	35	26	0	0	1	109.1	108	94	83	15	18	83	127	30	2

VASQUEZ, JAVIER

RHP

HT: 6-2; **WT:** 180; **BATS:** Right; **THROWS:** Right
RESIDES: Santo Domingo, D.R.
SIGNED BY: Rafael Vasquez

BORN: Jan. 6, 2000 in Santo Domingo, D.R.
OPENING DAY AGE: 20

ACQUIRED: Signed as an international free agent, April 5, 2018

Year	Club	W-L	ERA	G	GS	CG	SHO	SV	IP	H	R	ER	HR	HB	BB	SO	WP	BK
2018	Dominican Royals 1	0-0	4.76	6	0	0	0	0	11.1	9	6	6	0	1	8	10	3	0
	Dominican Royals 2	2-2	4.24	8	0	0	0	0	17.0	16	15	8	1	3	12	20	5	2
2019	Dominican Royals 1	3-2	1.09	14	0	0	0	2	24.2	13	5	3	0	2	18	33	5	1
Minor League Totals		5-4	2.89	28	0	0	0	2	53.0	38	26	17	1	6	38	63	13	3

VASQUEZ, RICHI

RHP

HT: 6-1; **WT:** 155; **BATS:** Right; **THROWS:** Right
RESIDES: San Cristobal, D.R.
SIGNED BY: Edis Perez

BORN: Sept. 18, 2000 in Los Llanos, D.R.
OPENING DAY AGE: 19

ACQUIRED: Signed as an international free agent, July 7, 2017

Year	Club	W-L	ERA	G	GS	CG	SHO	SV	IP	H	R	ER	HR	HB	BB	SO	WP	BK
2018	Dominican Royals 2	0-3	8.78	12	5	0	0	0	26.2	32	28	26	2	8	25	23	2	1
2019	Dominican Royals 2	1-2	2.90	15	1	0	0	0	31.0	29	14	10	0	3	11	33	7	1
Minor League Totals		1-5	5.62	27	6	0	0	0	57.2	61	42	36	2	11	36	56	9	2

VECERKA, VIKTOR

LHP

HT: 6-3; **WT:** 215; **BATS:** Left; **THROWS:** Left
RESIDES: Moravia, Czech Republic
SIGNED BY: Nick Leto

BORN: May 16, 2000 in Moravia, Czech Republic
OPENING DAY AGE: 19

ACQUIRED: Signed as an international free agent, July 15, 2019

Year	Club	W-L	ERA	G	GS	CG	SHO	SV	IP	H	R	ER	HR	HB	BB	SO	WP	BK
(2020 will be his first year in professional baseball)																		

VELIZ, MAURICIO

RHP

HT: 6-2; WT: 170; BATS: Right; THROWS: Right

RESIDES: Bolivar, Venezuela

SIGNED BY: Edgar Luis Fuentes & Joelvis Gonzalez

ACQUIRED: Signed as an international free agent, July 10, 2019

BORN: July 17, 2002 in Bolivar, Venezuela

OPENING DAY AGE: 17

Year	Club	W-L	ERA	G	GS	CG	SHO	SV	IP	H	R	ER	HR	HB	BB	SO	WP	BK
(2020 will be his first year in professional baseball)																		

VENEZIANO, ANTHONY

LHP

HT: 6-6; WT: 200; BATS: Left; THROWS: Left

RESIDES: Hackettstown, N.J.

SIGNED BY: Joe Barbera

ACQUIRED: Selected in the 10th round of the 2019 First-Year Player Draft

CAREER NOTES: **2016:** Graduated from Warren Hills High School (N.J.), where he had a 0.74 ERA and 64 strikeouts in 47.1 innings as a senior...threw 9.0 no-hit innings with 16 strikeouts in a game that year, but got a no-decision in his school's 1-0 loss in 11 innings...**2018:** Had a 4.29 ERA in four starts (14.2 IP) with the Cotuit Kettleers of the Cape Cod League...**2019:** As a junior at Coastal Carolina University, he went 5-3 with 85 strikeouts in 78.0 innings (9.8 K/9) over 21 appearances...pitched 4.0 scoreless, no-hit innings of relief to earn the win in Game 2 of the Pioneer League Championship Series.

BORN: Sept. 1, 1997 in Hackettstown, N.J.

OPENING DAY AGE: 22

Year	Club	W-L	ERA	G	GS	CG	SHO	SV	IP	H	R	ER	HR	HB	BB	SO	WP	BK
2019	Idaho Falls (R)	3-4	5.59	13	11	0	0	1	46.2	65	35	29	6	3	13	44	4	0

VICENTE, WARLING

OF

HT: 5-10; WT: 165; BATS: Right; THROWS: Right

RESIDES: Monte Cristi, D.R.

SIGNED BY: Fausto Morel

ACQUIRED: Signed as an international free agent, July 5, 2016

BORN: June 8, 1999 in Santiago de los Caballeros, D.R.

OPENING DAY AGE: 20

Year	Club	AVG	G	AB	R	H	2B	3B	HR	RBI	SH	SF	HP	BB	SO	SB	CS	E
2017	Dominican Royals	.222	51	144	23	32	7	0	0	6	3	0	3	25	36	10	7	1
2018	Dominican Royals 2	.267	56	240	43	64	8	4	9	19	1	1	7	22	52	17	10	3
	Dominican Royals 1	.048	8	21	3	1	0	0	0	0	1	0	1	3	11	2	0	0
2019	Surprise (R)	.224	31	76	18	17	4	0	0	5	0	1	3	12	26	4	0	2
Minor League Totals		.254	146	449	87	114	19	4	0	30	5	3	14	62	125	33	17	6

VIDAL, STEPHAN

C

HT: 6-1; WT: 215; BATS: Right; THROWS: Right

RESIDES: Jackson, Miss.

SIGNED BY: Travis Ezi

ACQUIRED: Signed as an international free agent, June 16, 2018

CAREER NOTES: **2014-16:** Attended North Central Missouri College...**2017-18:** Transferred to Jackson State, where he hit .335 (56-for-167) with 19 extra-base hits and 35 RBI in 49 games as a senior.

BORN: April 4, 1996 in Willemstad, Curacao

OPENING DAY AGE: 23

Year	Club	AVG	G	AB	R	H	2B	3B	HR	RBI	SH	SF	HP	BB	SO	SB	CS	E
2018	Surprise (R)	.286	13	42	5	12	1	0	0	2	0	0	2	4	12	0	1	1
2019	Wilmington (A+)	.125	4	8	0	1	0	0	0	0	0	0	0	0	2	0	0	0
	Idaho Falls (R)	.222	20	72	10	16	4	0	3	8	0	0	1	7	20	0	0	0
Minor League Totals		.238	37	122	15	29	5	0	3	10	0	0	3	11	34	0	1	1

VILLAR, LUIS

LHP

HT: 5-10; WT: 159; BATS: Left; THROWS: Left

RESIDES: Santo Domingo Este, D.R.

SIGNED BY: Edis Perez

ACQUIRED: Signed as an international free agent, July 5, 2017

CAREER NOTES: **2018:** Held opponents to one earned run or fewer in five of six starts, and five of his six relief outings were scoreless.

BORN: Nov. 8, 2000 in Santo Domingo Este, D.R.

OPENING DAY AGE: 19

Year	Club	W-L	ERA	G	GS	CG	SHO	SV	IP	H	R	ER	HR	HB	BB	SO	WP	BK
2018	Dominican Royals 1	4-1	1.49	12	6	0	0	0	36.1	35	14	6	0	3	6	35	1	0
2019	Dominican Royals 1	0-4	2.59	13	11	0	0	0	48.2	47	22	14	0	0	7	52	6	1
Minor League Totals		4-5	2.12	25	17	0	0	0	85.0	82	36	20	0	3	13	87	7	1

VINES, JACE

RHP

HT: 6-3; WT: 215; BATS: Right; THROWS: Right

RESIDES: McKinney, Texas

SIGNED BY: Justin Lehr

ACQUIRED: Selected in the fourth round of the 2016 First-Year Player Draft

CAREER NOTES: **2013:** Graduated from Prosper High School (Texas)...**2014:** Attended Tyler Junior College, where he went 10-1 with a 1.77 ERA to earn NJCAA Division III Pitcher of the Year and NJCAA All-America First-Team honors...**2015-16:** Transferred to Texas A&M University...**2017:** Named South Atlantic League midseason All-Star.

BORN: Sept. 4, 1994 in Dallas, Texas

OPENING DAY AGE: 25

Year	Club	W-L	ERA	G	GS	CG	SHO	SV	IP	H	R	ER	HR	HB	BB	SO	WP	BK
2016	Surprise (R)	0-0	10.80	1	0	0	0	0	1.2	3	2	2	0	0	1	2	0	0
	Idaho Falls (R)	1-6	6.47	12	11	0	0	1	55.2	79	51	40	6	1	17	35	7	0
2017	Lexington (A)	9-5	3.42	19	14	0	0	3	100.0	96	45	38	6	6	23	63	5	0
	Wilmington (A+)	3-3	3.60	7	7	2	0	0	40.0	41	17	16	2	0	15	20	3	0
	Omaha (AAA)	0-0	3.00	1	1	0	0	0	6.0	6	2	2	0	0	0	3	0	0
2018	NW Arkansas (AA)	4-3	6.48	9	7	0	0	0	41.2	52	31	30	5	6	15	28	7	0
	Wilmington (A+)	2-8	5.04	18	17	1	0	1	94.2	122	62	53	5	3	28	59	7	0
2019	NW Arkansas (AA)	2-5	5.47	11	9	0	0	0	51.0	66	43	31	5	6	21	40	6	1
Minor League Totals		21-30	4.88	78	66	3	0	5	390.2	465	253	212	29	22	120	250	35	1

VITRAGO, DANIEL

LHP

HT: 5-10; WT: 155; BATS: Left; THROWS: Left

RESIDES: Valencia, Venezuela

SIGNED BY: Orlando Estevez

ACQUIRED: Signed as an international free agent, July 18, 2017

BORN: Dec. 5, 2000 in Valencia, Venezuela

OPENING DAY AGE: 19

Year	Club	W-L	ERA	G	GS	CG	SHO	SV	IP	H	R	ER	HR	HB	BB	SO	WP	BK
2018	Dominican Royals 1	2-2	2.81	12	4	0	0	1	25.2	19	9	8	0	1	14	25	2	1
2019	Dominican Royals 2	1-0	1.57	7	4	0	0	0	23.0	17	4	4	1	1	5	26	4	0
	Dominican Royals 1	0-1	0.84	4	1	0	0	1	10.2	7	2	1	0	0	0	15	1	0
Minor League Totals		3-3	1.97	23	9	0	0	2	59.1	43	15	13	1	2	19	66	7	1

WANG, CHIH

LHP

HT: 6-1; WT: 230; BATS: Left; THROWS: Left

RESIDES: Taichung, Taiwan

ACQUIRED: Signed as an international free agent, July 31, 2017

CAREER NOTES: **2019:** Named a Pioneer League midseason All-Star...recorded a 1.17 ERA (1 ER in 7.2 IP) over two postseason starts.

BORN: Jan. 24, 1999 in Taichung, Taiwan

OPENING DAY AGE: 21

Year	Club	W-L	ERA	G	GS	CG	SHO	SV	IP	H	R	ER	HR	HB	BB	SO	WP	BK
2018	Surprise (R)	1-2	4.95	13	0	0	0	2	40.0	45	23	22	1	2	22	40	5	0
2019	Idaho Falls (R)	4-1	3.18	15	0	0	0	0	34.0	33	15	12	2	2	9	39	5	0
Minor League Totals		5-3	4.14	28	0	0	0	2	74.0	78	38	34	3	4	31	79	10	0

WATSON, NOLAN MICHAEL

RHP

HT: 6-2; WT: 195; BATS: Right; THROWS: Right

RESIDES: Indianapolis, Ind.

SIGNED BY: Mike Farrell

ACQUIRED: Selected in the first round of the 2015 First-Year Player Draft (33rd overall)

CAREER NOTES: **2015:** Graduated from Lawrence North High School (Ind.), where he went 6-1 with a 0.68 ERA and 81 strikeouts in 51.2 innings as a senior...**2018:** Recorded career highs in wins (10), innings (125.1) and strikeouts (93), and matched a career high with 24 starts...recorded his first two career shutouts: June 15, a 4-0 win at Rome, his last start with Lexington, in which he allowed just six hits and no walks with seven strikeouts in 9.0 innings...also had a 7.0-inning shutout in an 8-0 Wilmington win at Frederick on July 23, in which he allowed just two hits and one walk, with four strikeouts...**2019:** Placed on the 7-day IL following his first start of the season on April 9, and missed the rest of the year due to injury.

BORN: Jan. 25, 1997 in Indianapolis, Ind.

OPENING DAY AGE: 23

Year	Club	W-L	ERA	G	GS	CG	SHO	SV	IP	H	R	ER	HR	HB	BB	SO	WP	BK
2015	Burlington (R)	0-3	4.91	11	11	0	0	0	29.1	39	24	16	2	3	11	16	4	0
2016	Lexington (A)	3-11	7.57	24	24	0	0	0	96.1	125	95	81	19	10	44	60	10	5
2017	Lexington (A)	1-10	6.78	15	13	0	0	1	69.0	101	64	52	8	3	33	41	6	1
	Surprise (R)	0-1	25.07	4	2	0	0	0	4.2	15	13	13	0	0	4	2	3	0
	Burlington (R)	0-1	7.36	3	3	0	0	0	11.0	15	9	9	0	0	3	10	1	0
2018	Wilmington (A+)	6-4	4.60	11	11	1	1	0	58.2	65	33	30	5	4	26	30	3	0
	Lexington (A)	4-6	5.81	13	13	1	1	0	66.2	94	55	43	9	9	21	62	7	1
2019	Wilmington (A+)	0-0	0.00	1	1	0	0	0	4.1	4	1	0	0	1	1	3	1	0
Minor League Totals		14-36	6.46	82	78	2	2	1	340.0	458	294	244	43	30	143	225	35	7

WEBB, NATHAN MICHAEL

RHP

HT: 6-2; WT: 215; BATS: Right; THROWS: Right

BORN: Aug. 20, 1997 in Kansas City, Mo.

RESIDES: Lee's Summit, Mo.

OPENING DAY AGE: 22

SIGNED BY: Matt Price

ACQUIRED: Selected in the 34th round of the 2016 First-Year Player Draft

CAREER NOTES: 2016: Graduated from Lee's Summit North High School (Mo.)...was one of four players on his Lee's Summit North High School team who worked on the Kauffman Stadium grounds crew...bypassed the University of Central Missouri to sign with Kansas City...**2017:** Recorded his first career complete game (7.0 IP) in a 5-1 win at Kingsport on July 27...**2019:** Named Pioneer League Pitcher of the Week on Aug. 4 after recording 10 strikeouts over 7.0 shutout innings in a complete game win in the second half of a doubleheader on Aug. 2 vs. Billings...he was one of four Royals farmhands to record a shutout in 2019.

Year	Club	W-L	ERA	G	GS	CG	SHO	SV	IP	H	R	ER	HR	HB	BB	SO	WP	BK
2016	Surprise (R)	1-1	5.06	12	0	0	0	0	16.0	14	9	9	0	2	12	16	4	0
2017	Burlington (R)	3-5	5.28	12	12	1	0	0	58.0	61	42	34	5	5	22	44	7	1
2018	Idaho Falls (R)	1-2	10.42	11	1	0	0	0	38.0	54	44	44	10	0	29	36	5	0
2019	Idaho Falls (R)	4-3	4.55	13	12	1	1	0	63.1	72	43	32	6	11	27	77	6	0
Minor League Totals		9-11	6.11	48	25	2	1	0	175.1	201	138	119	21	18	90	173	22	1

WILLIS, MARLIN

LHP

HT: 6-4; WT: 195; BATS: Left; THROWS: Left

BORN: June 5, 1998 in Powder Springs, Ga.

RESIDES: Decatur, Ga.

OPENING DAY AGE: 21

SIGNED BY: Nick Hamilton

ACQUIRED: Selected in the 18th round of the 2017 First-Year Player Draft

CAREER NOTES: 2017: Graduated from McEachern High School (Ga.)...named *Rawlings Perfect Game* Honorable All-American as a senior...attended the Dream Series in Tempe, Ariz., a program designed to benefit minority high school players around the country...committed to Georgia State before signing with Kansas City.

Year	Club	W-L	ERA	G	GS	CG	SHO	SV	IP	H	R	ER	HR	HB	BB	SO	WP	BK
2017	Surprise (R)	1-1	3.80	8	3	0	0	0	21.1	22	12	9	0	1	5	13	7	1
2018	Burlington (R)	3-5	8.38	11	3	0	0	0	38.2	49	40	36	5	10	34	32	7	2
2019	Burlington (R)	2-1	2.83	11	5	0	0	0	47.2	35	17	15	4	4	28	49	5	3
	Idaho Falls (R)	1-0	0.00	1	0	0	0	0	2.0	0	0	0	0	0	0	0	1	0
Minor League Totals		7-7	4.92	31	11	0	0	0	109.2	106	69	60	9	15	67	94	20	6

WITT JR., BOBBY

INF

HT: 6-1; WT: 190; BATS: Right; THROWS: Right

BORN: June 14, 2000 in Bedford, Texas

RESIDES: Colleyville, Texas

OPENING DAY AGE: 19

SIGNED BY: Chad Lee

ACQUIRED: Selected in the first round (2nd overall) in the 2019 First-Year Player Draft

CAREER NOTES: 2019: Graduated from Colleyville Heritage High School (Texas), where he hit .500 (63-for-126) with 15 home runs, 44 RBI and 16 stolen bases in 38 games as a senior, earning Gatorade National High School Baseball Player of the Year honors, an award that recognizes the most elite high school student-athlete in the country...he was committed to play baseball at the University of Oklahoma, before being selected second overall in the first round of the First-Year Player Draft...he was the third player chosen second overall in Royals history, joining Alex Gordon (2005) and Mike Moustakas (2007)...he's the son of right-handed pitcher Bobby Witt, who played 16 seasons with seven different teams in the Majors from 1986-2001, and was the third overall pick by Texas in the 1985 Draft...the Witts are the ninth father-son duo selected in the first round of the Draft and the first to be selected within the first three picks, passing Tom Grieve (6th overall in 1968) and Ben Grieve (2nd overall in 1994) as the highest-drafted father-son duo in Major League history.

Year	Club	AVG	G	AB	R	H	2B	3B	HR	RBI	SH	SF	HP	BB	SO	SB	CS	E
2019	Surprise (R)	.262	37	164	30	43	2	5	1	27	0	2	1	13	35	9	1	5

YUKI, KAITO

RHP

HT: 6-2; WT: 170; BATS: Right; THROWS: Right

BORN: May 12, 2002 in Tondabayashi, Japan

RESIDES: Osaka, Japan

OPENING DAY AGE: 17

SIGNED BY: Hiroyuki Oya & Phil Dale

ACQUIRED: Signed as an international free agent, July 7, 2018

CAREER NOTES: Signed with Kansas City after completing his junior high season, bypassing high school...at 16 years old, he was believed to be the youngest player from Japan to sign with a Major League team.

Year	Club	W-L	ERA	G	GS	CG	SHO	SV	IP	H	R	ER	HR	HB	BB	SO	WP	BK
2019																		

Did not play

ZERPA, ANGEL

LHP

HT: 6-0; **WT:** 175; **BATS:** Left; **THROWS:** Left
RESIDES: Anaco, Venezuela
SIGNED BY: Richard Castro, Joelvis Gonzalez, Orlando Estevez
ACQUIRED: Signed as an international free agent, July 26, 2016
CAREER NOTES: **2017:** Named a Dominican Summer League All-Star by *Baseball America*...five of his 12 starts were scoreless, including a 4-2 win on July 20 at Astros Blue, in which he allowed just five hits and no walks, with a career-high 10 strikeouts...**2019:** Named Appalachian League Pitcher of the Week of Aug. 11, two days after he held Danville to just one hit over 5.0 scoreless innings, with nine strikeouts...made two starts for Burlington in the postseason, and was the winning pitcher in Game 1 of the semifinals, recording 5.0 scoreless innings with seven strikeouts.

Year	Club	W-L	ERA	G	GS	CG	SHO	SV	IP	H	R	ER	HR	HB	BB	SO	WP	BK
2017	Dominican Royals	3-4	1.84	14	12	0	0	0	63.2	47	15	13	0	6	11	39	2	0
2018	Surprise (R)	3-6	3.88	11	7	0	0	0	48.2	52	30	21	5	1	12	34	2	1
2019	Burlington (R)	6-3	3.33	12	11	0	0	0	51.1	41	19	19	6	2	13	51	1	0
	Idaho Falls (R)	0-0	4.15	1	1	0	0	0	4.1	5	2	2	0	0	1	4	1	0
Minor League Totals		12-13	2.95	38	31	0	0	0	168.0	145	65	55	11	9	37	128	6	1

ZUBER, TYLER

RHP

See Major League Bios, page 207



Hunter Dozier enjoyed a breakout year in 2019, becoming the first Royal to record a season with at least 25 doubles, 10 triples and 25 homers.



KANSAS CITY ROYALS MEDIA GUIDE

MEDIA & MISCELLANEOUS





MIKE CUMMINGS

ASSISTANT DIRECTOR-MEDIA RELATIONS

Mike Cummings is in his eighth season with the Royals after joining the media relations staff on April 26, 2013. He oversees the day-to-day media relations efforts of the club, producing the daily game notes, press releases and serves as the editor of team publications. In 2017, he served as a contributing editor/writer for the book, *Kansas City Royals 50 Years: A Golden History*.

He was previously an Assistant Director of Media Relations at the University of Kansas, from 2006-13. While at KU, he was the primary baseball contact and also worked with the Jayhawks' football and soccer programs. He began his career as an intern in the sports information office at Virginia Tech during the 2005-06 athletic season.

He received his Bachelor of Arts degree in communications from the University of North Dakota in 2004, after working in the media relations office for five years as a student/graduate assistant. A native of Fargo, N.D., Cummings resides in Lenexa, Kan.



DINA BLEVINS

DIRECTOR-ALUMNI RELATIONS

Dina Blevins is in her 16th season with the Royals and second as Director-Alumni Relations. She joined the Royals as a marketing intern in 2005, working with game day activities. She was named Coordinator-Media Services in 2006, while she was promoted to Manager-Media Relations & Alumni in 2016. Blevins is in charge of the Royals Alumni and Alumni Fantasy Camp, and also handles daily media relations efforts, including the main point person on media credentialing.

In 2018, Blevins traveled with a group of Royals alumni to the Middle East to visit American troops serving overseas as part of Fox Sports Kansas City's "This One's For You" broadcasts.

She graduated from St. Teresa's Academy in Kansas City, Mo., and received a Bachelor of Science degree in marketing from Pittsburg State University in 2004. While at Pitt State, she was a captain of the women's volleyball team all four years and was named an All-American in 2003. She was elected to the school's Athletic Hall of Fame in 2013 as the first volleyball player in school history.

Blevins, a native of Blue Springs, Mo., currently resides in Kansas City, Mo., with her daughters, Remi and Marley Mae. She is the daughter of former Royals' player and manager and current Assistant to Player Development, John Wathan. She has two older brothers, Dusty and Derek. Dusty played briefly with the Royals in 2002 and is the third base coach for the Philadelphia Phillies. Derek also played professional baseball, including in the Royals' organization in 2007.



NICK KAPPEL

MANAGER-COMMUNICATIONS & BROADCASTING

Nick Kappel is in his fifth season with the Royals, and first serving as the Manager-Communications & Broadcasting. In his role, Kappel assists with game notes, press releases, Royals publications and MLB broadcasting correspondence. Following the 2016 season, he helped launch the *Royal Rundown* blog, serving as the primary editor, while in 2017 he was a contributing editor/writer for the book, *Kansas City Royals 50 Years: A Golden History*.

Kappel was a Communications Intern with the Tampa Bay Rays in 2015, and filled a similar role with the Miami Marlins during the 2014 season. Prior to his time with the Marlins, he served as a press box assistant with the Jupiter Hammerheads in the Florida State League, held an internship with Perfect Game USA and served as a minor league stringer for Baseball Info Solutions.

He graduated from the University of Iowa in 2012 with a Bachelor of Arts degree in journalism. He also attended Iowa State University and spent a semester at Kirkwood Community College in Iowa City. A native of Waterloo, Iowa, Kappel resides in Kansas City, Mo., with his fiancé, Caitlin.

MEDIA RELATIONS DIRECTORY

Royals Switchboard 816-921-8000

Mike Swanson

Email: mike.swanson@royals.com

Work: 816-504-4713

Mike Cummings

Email: mike.cummings@royals.com

Work: 816-504-4368

Dina Blevins

Email: dina.blevins@royals.com

Work: 816-504-4369

Nick Kappel

Email: nick.kappel@royals.com

Work: 816-504-4362

Press Box: 816-504-4391 or 4392

Website: royals.com

Facebook: facebook.com/Royals

Twitter: twitter.com/Royals

Mailing Address

One Royal Way • Kansas City, MO 64129

Contact the Royals Media Relations Department for any information and questions (interviews, photos, statistical or credential requests, news releases, etc.). It is our privilege to be of assistance to our local, national and international media.

Credentials honored at Kauffman Stadium include: valid Royals credentials, Baseball Writers Association of America and Major League Baseball working credentials.

Pursuant to new Major League Baseball guidelines, all credentials issued by the Royals must include a laminated picture for identification.

Daily credentials will be issued to media members who do not qualify for season credentials. Media who qualify for daily credentials include: freelance writers on a specific assignment for a publication, representatives of weekly and monthly publications working on special coverage, and additional radio and television representatives when the need arises (i.e. live shots, etc.). Stand-alone websites will not be credentialed. **Again, pursuant to new Major League Baseball guidelines, all credentials issued by the Royals, including dailies, must include a laminated picture for identification.**

To request daily credentials please visit the MLB credentialing website, credentials.mlb.com. Should you have any questions, contact Dina Blevins, Director-Alumni Relations, at dina.blevins@royals.com or (816) 504-4369. Credential requests must be made at least **TWO DAYS IN ADVANCE** of the requested date. Late requests will not be honored. For Saturday, Sunday or Monday credentials, please request by noon on Friday. Credential requests will be answered as time permits.

To pick up credentials, please report on game day to Gate C behind home plate of Kauffman Stadium. Daily or season credentials will be issued only to working members of the media. Credentials must be displayed at all times while at Kauffman Stadium.

Media must enter Kauffman Stadium through Gate C or Gate D.

Parking credentials can be requested and will be filled when available. Parking, when granted, must be mailed or picked up prior to game day. **Media will be required to enter through Gates 3 or 4 in order to redeem parking credentials.** Media parking will be in the back rows of Lot B. Active BBWAA cards and Royals season credentials also serve as parking passes.

Media Tickets, on a limited basis, are available for sports and news personnel and must be requested at least **THREE DAYS** in advance. **Late requests will not be honored.** Requests for media tickets should only be made for a current homestand or the next homestand and directed to Dina Blevins, Director- Alumni Relations (dina.blevins@royals.com), and may be picked up the day of the game at the Will Call window on the south side of Kauffman Stadium. The window opens 1 1/2 hours prior to the game. The Royals Media Relations Department is located on Level 5, the ground level is Level 3 and access to the clubhouses and field is on Level 1.

THE ROYALS ON SOCIAL MEDIA

The Kansas City Royals are extremely active in all facets of social media. Fans can follow the official club accounts on:

- 📌 Facebook: /Royals
- 📌 Instagram: @KCRoyals
- 📌 Snapchat: 'Royals'
- 📌 Twitter: @Royals

Fans can also follow accounts below for supplemental information on all things Royals:

- 📌 @RoyalRundown - Royals blog for news and stats
- 📌 @Swanee54 - Mike Swanson, VP of Communications
- 📌 @LadyDuke12 - Dina Blevins, Director-Alumni Relations
- 📌 @NickKappel - Manager-Communications & Broadcasting
- 📌 @SamShazam - Royals content producer
- 📌 @JasonHannaphoto - Royals photographer

The **Royals Autograph Policy** states that credentialed members of the media are **PROHIBITED** from requesting autographs, equipment or photos from players **AT ALL TIMES**. Any violation of these guidelines will result in immediate revocation of the credential and could bar future use.

The **Writing Press Box** is located on Level 6 at Kauffman Stadium. Space is available for members of the working media **ON ASSIGNMENT ONLY**. Seats in the lower level will be assigned to members of the Kansas City BBWAA and other visiting BBWAA members. Other media will be assigned to row two.

The **Broadcast Press Box** is located on Level 4 at Kauffman Stadium. Radio and television broadcasts will initiate from this level.

Wireless Internet Access is available in the main press box free of charge. Please contact a Royals Media Relations member if you are having trouble connecting. In addition, some high-speed lines are provided.

The **Press Dining Room** is located behind the writing press box on Level 6 for a pregame meal (\$12.00 charge) and refreshments. It is open for the media with appropriate credentials approximately two hours prior to the game. Complete **NOTES, STATISTICAL INFORMATION** and **LINEUPS** are available approximately three hours prior to the game toward the back of the writing press box and in the hallway of the broadcast press level.

Interview periods are arranged prior to and following Royals games through the Royals Communications Department.

Pregame: The manager, coaches and players are generally accessible before batting practice on the field and in the clubhouse. Players are not available during stretching and batting practice, and pregame interviews should not interfere with the players' specific game preparations. **Manager Mike Matheny** is available to the media before games in the Royals' dugout, usually around 4:20 p.m. prior to 7:05 p.m. games. He may also be available before the clubhouse opens upon special request through the Media Relations Department. We request that reporters and broadcasters leave the field and dugout area at the conclusion of batting practice and that photographers report to their assigned photo positions.

Manager Postgame: The Royals will conduct a postgame interview with the manager in the interview room on Level One immediately following each Royals home game. This is the only area where the media may interview the manager postgame. There will be no postgame interviews allowed in the manager's office. Postgame interviews with all personnel should be related to the game and not of the feature variety.

Photographers will be assigned to photo bays on the field at either end of each dugout or the bay located in the main press box. Photographers in the dugout field boxes should leave between innings only. Photos are allowed during batting practice, but photographers should remain in foul territory in the area behind the first and third base bags on the dirt warning track. Photographers should assume their assigned positions at the conclusion of batting practice. Wireless Internet is available.

The **Royals Clubhouse** will be open to media who possess clubhouse credentials approximately 3 1/2 hours prior to game time. Exact clubhouse times will be posted daily on the monitors located in the elevator lobbies on Level 4 and Level 6. The clubhouse will be closed for the remainder of pre-game when the Royals are on the field for batting practice. **Members of the media must have a specific reason for clubhouse access to gain admittance and are asked not to loiter.** For postgame interviews, the clubhouse will open approximately 10 minutes following the game. The Royals' clubhouse will be closed between games of a doubleheader. There will be occasions when the Royals may request the clubhouse be cleared for team meetings and we ask your cooperation at these times. The players' lounge, training room, coaches' office adjacent to manager's office and conditioning areas are closed to everyone except players, coaches and Royals' officials. The dugout is off limits in accordance with American League rules during the game to everyone except the manager, coaches, players and certain club officials. Still photographers are not permitted in the clubhouse. Television cameras are only permitted to shoot player interviews.

KANSAS CITY BBWAA MEMBERS

2020 ACTIVE MEMBERS (16)

JEFF PASSAN, ESPN, CHAIRMAN (2004)

Craig Brown, Baseball Prospectus (2019)

Dave Brown, At Large (2014)

Chris Fickett, Kansas City Star (2015)

Jeffrey Flanagan, MLB.com (2016)

Pete Grathoff, Kansas City Star (2013)

Vahe Gregorian, Kansas City Star (2014)

Blair Kerkhoff, Kansas City Star (2014)

Alec Lewis, The Athletic (2019)

Sam Mellinger, Kansas City Star (2007)

Mike Osegueda, Yahoo.com (2018)

Joe Posnanski, MLB.com (1994)

Jeff Rosen, Kansas City Star (2011)

Dave Skretta, Associated Press (2011)

Lynn Worthy, Kansas City Star (2019)

Jeff Zimmerman, FanGraphs (2016)

HONORARY LIFETIME MEMBERSHIP (9)

Bill Althaus, Independence Examiner

Sid Bordman, Kansas City Star

Alan Eskew, Topeka Capital-Journal

Mike Fannin, Kansas City Star

Alan Hoskins, Kansas City Kansan

Holly Lawton, Kansas City Star

Dick Kaegel, Kansas City Star

Rick Plumlee, Wichita Eagle

Doug Tucker, Associated Press

Live Transmissions are permitted by non-rightsholders from Kauffman Stadium prior to and after every game telecast. Live television reports by non-rightsholders are prohibited while the rightsholder is on the air or if the game is in progress. Radio stations and assigned correspondents for out-of-town reports are allowed to give inning or half-inning score updates. Per Major League Baseball regulations, at no time can these correspondents file reports once play has resumed. Any violation of these policies will result in immediate revocation of credentials.

The use of **Cellular Phones**, including text messaging, tweeting and use of email, is prohibited in both clubhouses. Media may use a cellular phone as a recording device for interviews in the clubhouse and/or dugout but cannot use them for live interviews in the clubhouse or in either dugout without receiving advance permission from the player and/or staff member. Any other telephone interviews must be arranged through the Royals Media Relations Department.

MLB dress guidelines were created prior to the 2012 season. The media is expected to comply with these policies. Please see the posted policy in the press box on Level 6 at Kauffman Stadium or request a copy through the Royals Media Relations Department.

ROYALS PRE-GAME SCHEDULE

	7:05 Games	6:05 Games	3:05 Games	1:05 Games	12:35 Games
Royals Batting Practice	4:25-5:20 p.m.	3:25-4:20 p.m.	12:25-1:20 p.m.	10:25-11:20 a.m.	9:55-10:50 a.m.
Visitors Batting Practice	5:25-6:20 p.m.	4:25-5:20 p.m.	1:25-2:20 p.m.	11:25 a.m.-12:20 p.m.	10:55-11:50 a.m.
Ground Crew	6:25-6:50 p.m.	5:25-5:50 p.m.	2:25-2:50 p.m.	12:25-12:50 p.m.	11:55 a.m.-12:20 p.m.
Game Time	7:05 p.m.	6:05 p.m.	3:05 p.m.	1:05 p.m.	12:35 p.m.

FOX Sports Kansas City is entering its 13th season as the exclusive television home of Kansas City Royals baseball. FOX Sports Kansas City will provide fans expansive coverage of the Royals, televising 160 regular-season games along with eight spring training contests in 2020.

Ryan Lefebvre and Steve Physioc will provide the play-by-play call on the telecasts, with former big leaguer Rex Hudler as analyst. Every game on FOX Sports Kansas City will be surrounded by a pregame and postgame show, Royals Live, hosted by Joel Goldberg with analysis from Royals' Hall of Fame pitcher Jeff Montgomery. FOX Sports Kansas City will also provide extensive coverage of the Royals on FOXSportsKansasCity.com and via its Twitter (@FSKansasCity), Facebook (Facebook.com/FOXSportsKansasCity) and Instagram (@

FOXSportsKansasCity) pages. Games can be streamed live within the Royals television footprint on FOX Sports GO.

The Royals' local-market TV ratings ranked No. 9 in MLB in 2019, according to Nielsen Media Research, and Royals telecasts on FOX Sports Kansas City were the highest-rated, most-watched prime time programming in Kansas City during baseball season.

In addition to being the home of Royals baseball, FOX Sports Kansas City also serves as the home of Sporting KC soccer and airs more than 300 live events of local interest each year, including: Big 12 and Missouri Valley Conference events, St. Louis Blues hockey, Oklahoma City Thunder basketball and more.



KANSAS CITY



Rex Hudler and Ryan Lefebvre will call games on FOX Sports Kansas City throughout the 2019 season.

ROYALS ON FSKC

- 👑 Ryan Lefebvre - Announcer
- 👑 Steve Physioc - Announcer
- 👑 Rex Hudler - Announcer
- 👑 Joel Goldberg - Royals Live host
- 👑 Jeff Montgomery - Royals Live analyst
- 👑 Kevin Cedergren - Producer
- 👑 Casey Carter - Pre/postgame Producer
- 👑 Steve Kurtenbach - Director
- 👑 Sam Abramson - Associate Producer
- 👑 Al Broughton - Associate Producer
- 👑 David Holtzman - Associate Producer



FOX Sports Kansas City broadcast team (L-R): Steve Physioc, Rex Hudler, Jeff Montgomery, Joel Goldberg and Ryan Lefebvre.

Sports Radio-KCSP. The Royals and 610 Sports Radio extended their agreement this offseason, with the deal running through 2024.

The Royals Radio Network is made up of 89 affiliate stations throughout the Midwest in five states. Royals' Hall of Famer and 2007 Ford C. Frick Award winner, Denny Matthews, will be behind the microphone for his 52nd season. Veteran announcer Steve Physioc returns for his ninth season as a part of the Royals broadcast team on both radio and television, while Steve Stewart is back for his 13th season with the club. Ryan Lefebvre will also broadcast games on the Royals Radio Network in 2020 when he is not on FOX Sports Kansas City.

- 👑 Denny Matthews - Announcer
- 👑 Steve Physioc - Announcer
- 👑 Ryan Lefebvre - Announcer
- 👑 Steve Stewart - Announcer
- 👑 Eric Guthrie - Engineer/Producer

**ARKANSAS**

Eureka Springs KESA-FM 100.9

IOWA

Cherokee	KCHE-AM	1440/94.7
Denison	KDSN-AM	1530
Shenandoah	KMA-AM	960

KANSAS

Arkansas City	KSOK-AM	1280/103.3
Beloit	KVSV-AM	1190/102.9
Chanute	KKOY-AM	1460/99.9
Coffeyville	KGGF-AM	690/92.7
Concordia	KNCK-AM	1390/98.3
Emporia	KVOE-AM	1400/96.9
Fort Scott	KMDO-FM	103.9

	KMDO-AM	1600
Garden City	KIUL-AM	1240/104.9
Great Bend	KVGB-AM	1590/97.7
Hays	KAYS-AM	1400/94.3
Hutchison	KWBW-AM	1450/98.5
Junction City	KJCK-AM	1420/107.9
Lawrence	KLWN-AM	1320/101.7
Liberal	KSCB-AM	1270
Manhattan	KMAN-AM	1350/97.5

McPherson

Norton	KQNK-AM	1530
	KQNK-FM	106.7
Ottawa	KOFO-AM	1220/103.1
Parsons	KLKC-AM	1540/106.1
Pittsburg	KQOW-AM	860/97.5
Pratt	KQZQ-FM	98.3
Russell	KRSL-AM	990/98.1
Salina	KSAL-AM	1150
Scott City	KYUL-AM	1310
Seneca	KMZA-FM	92.1
Topeka	WIBW-AM	580
Ulysses	KULY-AM	1420
	KULY-FM	106.7
Wichita	KFH-AM	1240/97.5

MISSOURI

Ava	KKOZ-FM	92.1
	KKOZ-AM	1430
Boonville	KWRT-AM	1370
Cameron	KKWK-FM	100.1
Clinton	KDKD-AM	1280
Jefferson City	KJMO-FM	97.5
Kansas City	KCSP-AM	610

Lamar KHST-AM 101.7

Marceline	KDWD-FM	99.1
Marshall	KMMO-AM	1300
	KMMO-FM	102.9

Maryville

Moberly	KWIX-FM	92.5
Osage Beach	KRMS-AM	1150/97.5/103.3
Rolla	KLPW-FM	107.3
Springfield	KICK-AM	1340/92.3
St. Joseph	KFEQ-AM	680
Trenton	KTTN-AM	1600
	KTTN-FM	92.3
Warrensburg	KOKO-AM	1450

Warrensburg
NEBRASKA

NEBRASKA		
Hastings	KLIQ-FM	94.5
Lincoln	KFOR-AM	1240/103.3
McCook	KBRL-AM	1300/97.5
Norfolk	WJAG-AM	780/105.9
North Platte	KOOQ-AM	1410/98.1
Omaha	KZOT-AM	1180
	KOZN-AM	1620
	KOIL-AM	1290



DENNY MATTHEWS

ANNOUNCER

Denny Matthews is in his 52nd season behind the microphone, calling Royals games since the club's inception in 1969. He's the third announcer in Major League history to broadcast for the same team for 50+ seasons, joining Vin Scully (Brooklyn/Los Angeles Dodgers, 67 seasons) and Jaime Jarrin (Los Angeles Dodgers, 60 seasons). This is Matthews' seventh decade of broadcasting the Royals, with only Jarrin's eight decades (1959-present), being a longer run with one team.

The 2007 Ford C. Frick Award winner was honored during the Hall of Fame Induction Ceremonies in Cooperstown on July 29, 2007. He also became a member of the Royals' Hall of Fame in 2004.

Matthews has seen more Royals games than anyone else during his time with Kansas City. He was chosen from more than 300 applicants for the No. 2 announcer position alongside the late Buddy Blattner prior to the Royals initial season in 1969, before taking over the No. 1 job following the 1975 season. He teamed with Fred White on the Royals Radio Network from 1974-98 before Ryan Lefebvre joined him in the booth in 1999 through 2007. Over the last 12 seasons, Steve Physioc and Steve Stewart have served as Denny's partners, along with Bob Davis (2008-12).

The veteran broadcaster has lent his play-by-play skills to the CBS Radio Network during portions of the regular season and during the 1982 and 1985 World Series. He worked with Hall of Famer Ernie Harwell, calling the CBS broadcast of the 1982 ALCS between the California Angels and Milwaukee Brewers.

Matthews is active in the Kansas City community and dedicates his time and resources to several area charities, including the SAFE program, a charity that supports families of fallen policemen, firemen and emergency workers, as well as Operation Lifesaver, a railroad crossing safety and awareness program. He is also the author the two books: the 2004, *Tales from the Royals Dugout*, and the 2009 *Hi, Anybody* and co-author of the 1999 book *Play by Play-25 Years of Royals on Radio*. He's also a 2005 inductee into the Missouri Sports Hall of Fame. In 2017, he lent his writing talents to the book, *Kansas City Royals 50 Years: A Golden History*.

Matthews graduated from Central Catholic High School in Bloomington, Ill., and was inducted into the school's Hall of Fame in August, 2001. He is a 1966 graduate of Illinois Wesleyan where he lettered in football and baseball for three years and finished eighth in the nation (NAIA) in pass receiving in 1965, despite not playing football in high school. In 2016, he received a "Distinguished Alumnus" honor from IWU.

Prior to joining the Royals, Matthews worked for WMBD-TV and radio and KMOX-TV. His brother, Mike, is the radio analyst for Illinois State University basketball.

Matthews, an avid collector of sports publications, enjoys playing golf and hockey. He resides in Leawood, Kan.

FORD C. FRICK AWARD WINNERS

Year	Broadcaster	Year	Broadcaster
1978	Mel Allen	1999	Arch McDonald
1979	Red Barber	2000	Marty Brennaman
1980	Bob Elson	2001	Felo Ramirez
1981	Russ Hodges	2002	Harry Kalas
1982	Ernie Harwell	2003	Bob Uecker
1983	Jack Brickhouse	2004	Lon Simmons
1984	Curt Gowdy	2005	Jerry Coleman
1985	Buck Canel	2006	Gene Elston
1986	Bob Prince	2007	Denny Matthews
1987	Jack Buck	2008	Dave Niehaus
1988	Lindsey Nelson	2009	Tony Kubek
1989	Harry Caray	2010	Jon Miller
1990	By Saam	2011	Dave Van Horne
1991	Joe Garagiola	2012	Tim McCarver
1992	Milo Hamilton	2013	Tom Cheek
1993	Chuck Thompson	2014	Eric Nadel
1994	Bob Murphy	2015	Dick Enberg
1995	Bob Wolff	2016	Graham McNamee
1996	Herb Carneal	2017	Bill King
1997	Jimmy Dudley	2018	Bob Costas
1998	Jaime Jarrin	2019	Al Helfer



Denny Matthews and the late Buddy Blattner formed the Royals' first radio broadcast team in 1969.



STEVE PHYSIOC

ANNOUNCER

Steve Physioc is in his ninth season with the Royals serving both as a voice on the Royals Radio Network and as a play-by-play broadcaster on FOX Sports Kansas City. Physioc was awarded a Mid-America Emmy in 2013 for his outstanding work on Royals' broadcasts. During the offseason, he calls college basketball games for FOX Sports.

Physioc previously worked 14 seasons for the Los Angeles Angels from 1996-2009 as the television play-by-play voice on FOX Sports West and KCOP. In addition to his television duties, Physioc also worked on the Angels' radio broadcasts on AM 830.

A graduate of Kansas State University in 1977, he was the voice of Wildcats football and basketball from 1979-82. During that time, he also served as a sports anchor for WIBW-TV in Topeka, Kan., from 1979-83. His sports anchor career continued at WLWT-TV in Cincinnati from 1983-87 and KTUV-TV in Oakland, Calif., from 1987-89.

He began his Major League play-by-play announcing career in 1983, broadcasting Cincinnati Bengals football and Cincinnati Reds baseball through the 1986 season. He then moved to San Francisco where he worked as a Giants announcer in 1987 and 1988. Physioc moved from the Giants to ESPN in 1989, where he broadcast Major League Baseball, college basketball, baseball and Big Ten football. In 1995, he worked for the San Diego Padres and Pac-10 football for FOX Sports West.

Physioc also broadcast both on television and radio for Fresno State University (1992-95), Stanford University (1992-95), the NBA's Golden State Warriors (1989-91) and the Vancouver Grizzlies in their inaugural season of 1995-96.

In 2018 Physioc tried his hand at writing historical fiction and was honored when his debut novels, *The Walls of Lucca*, and *Above the Walls*, won Gold Medals from Readers Favorite in their 2019 International Book Award Contest. *The Walls of Lucca* also won the 2018 Reader Views Literary Award for Best Historical Fiction.

Physioc and his wife, Stacey, are involved in numerous non-profit organizations such as SmileTrain, the Sierra Club, SafeHome, The Miracle Distribution Center, KidSingers, and the Fred White Scholarship Fund at Kansas State. The couple has a daughter, Ryan, a son, Kevin and three grandchildren.



STEVE STEWART

ANNOUNCER

Royals Radio play-by-play broadcaster Steve Stewart is in his 13th season with the Royals, his 21st in the Major Leagues and his 29th in baseball. Prior to coming to Kansas City, Stewart spent four years with the Cincinnati Reds, three of them on WLW radio and one on television with Fox Sports Ohio.

From 2000-2003 he worked in Baltimore for WBAL radio and WBAL television as a sports anchor/reporter and talk show host. One of his roles in Baltimore each year included filling in on Orioles radio play-by-play. During the 2002 season he also broadcast several St. Louis Cardinals games on KMOX.

Stewart broadcast AAA baseball for the Calgary Cannons and the Richmond Braves, as well as college baseball at the University of South Carolina, where he was also part of the football and basketball broadcasts. His college play-by-play experience includes football at Maryland and Cincinnati as well as basketball broadcasts at Maryland, Cincinnati, Xavier, South Carolina and Richmond. He also spent seven years in TV news and sports.

Stewart is a native of St. Louis and a graduate of Southern Methodist University. He lives in Overland Park, Kan. His son John is a student at the University of Kansas and started classes in 2017.


ERIC GUTHRIE
 PRODUCER/ENGINEER

Eric Guthrie is in his first year as the producer/engineer for the Royals Radio Network. In his role, Guthrie produces all regular season and spring training radio broadcasts, which includes establishing network uplink, ensuring broadcast quality, initiating commercial breaks, managing live reads and coordinating with the sales team on asset fulfillment.

He previously served as a production coordinator with Learfield IMG College in Jefferson City, Mo. He has held a multitude of radio broadcasting positions from production to engineer as well as various on-air and voice-over roles for the past 18 years. Guthrie received his Bachelor of Arts degree in business administration from Columbia College in Columbia, Mo., while minoring in computer information systems.

A native of St. Louis, Guthrie and his wife, Sarah, reside in Columbia, Mo., with their dog, Blue and cat, Nermal. The couple plans to move to the Kansas City area this year.


JOSE MUNOZ
 SPANISH ANNOUNCER

Jose Ramon Muñoz returns for his fifth season as the play-by-play announcer for 20 Royals games broadcast this season in Spanish on KYYS-1250 AM. Muñoz previously had been the Spanish-language play-by-play broadcaster for the Royals' Triple-A affiliate, Omaha, for 13 seasons.

Muñoz is a longtime Spanish broadcaster who helped to launch Nebraska's first-ever Spanish station in 2000, 1420 La Zeta!. He also built the first local Spanish FM Radio Station, Radio Lobo 97.7 FM. While working as on-air talent and Music Director, he has received recognition and awards for his contributions to the industry including the NBA's Crystal Award for Community Service and he was elected Media Representative from the Midwest Region for Spanish Media from the United States, Canada and Spain.

In 2007, he moved to NRG Media, where he currently works as Program Director and On-Air Personality on La Nueva 99.5 FM/1020 AM in Omaha.

Muñoz has 18 years of experience as a radio programmer, on-air talent and sports broadcaster. Along with his time calling Storm Chasers' games, he has also serves as a soccer play-by-play announcer for the University of Creighton and the University of Nebraska-Omaha. He began his career in Fullerton, Calif., and in 2015, was inducted into the Fullerton College Communications department "Wall of Honor".

A native of Cardenas, San Luis Potosi, Mexico, Muñoz resides in Omaha, Neb., with his wife Yesenia. The couple has four daughters: Ariana, Camila, Jimena and Abigail.



RYAN LEFEBVRE

ANNOUNCER

Ryan Lefebvre is in his 22nd season as a Royals broadcaster on Fox Sports Kansas City and the Royals Radio Network. He will be in his 26th season on a Major League broadcast team this year. Lefebvre won his second Mid-America Emmy Award in 2018, after also earning the honor in 2016.

Before joining the Royals prior to the 1999 season, Lefebvre spent four seasons as a broadcaster for the Minnesota Twins on WCCO Radio, WCCO TV and Midwest Sports Channel. He was hired full-time at the age of 24, one year after graduating from the University of Minnesota. He also broadcast Gophers' football, hockey and volleyball for WCCO and MSC.

The Los Angeles native graduated from Loyola High School in 1989 and began his broadcasting career as a freshman at the University of Minnesota at KUOM radio. As a Gopher baseball player, Lefebvre was a First Team All-Big Ten selection in 1993 and established school records for hits, triples and at-bats. He was selected in the 27th round of the 1993 First-Year Player Draft by the Cleveland Indians.

He is the son of former big league player and manager, Jim Lefebvre. Actively involved in a number of Kansas City community activities, Lefebvre is the founder of Gloves for Kids and the Footprints Foundation, which raises money for youth programs in Kansas and Missouri. In 2011, Lefebvre was the recipient of the John J. "Buck" O'Neil MVP Award for his commitment to youth in Kansas City. He was also named the 2006 Boys & Girls Clubs of Greater Kansas City Role Model of the Year, while in 2008 the Staples store in Zona Rosa (Kansas City) was dedicated in his honor for his "Philanthropic Spirit."

During the 2019 offseason, Lefebvre and his wife, Sarah, spent a week in Guatemala serving with Journey Church International, bringing aid to impoverished areas.

In 2015, Lefebvre was also named the recipient of the Johnson County NAACP Diversity in Sports Award. He was also named one of the "25 Most Influential People" in the state of Kansas in 2014. In 2008, Lefebvre co-authored a book with Jeffrey Flanagan about his struggles with depression, titled: *The Shame of Me: One Man's Journey to Depression and Back*.

Ryan and Sarah reside in Greenwood, Mo., with their sons: Micah, Evan and Lucas and daughter, Callie.



REX HUDLER

ANNOUNCER

Rex Hudler is in his ninth season with the Royals' broadcast team as an analyst on FOX Sports Kansas City. Hudler worked in the same capacity alongside fellow Royals announcer, Steve Physioc, broadcasting the Los Angeles Angels for 11 seasons from 1999-2009.

A veteran with over 38 years of baseball experience, including 21 as a player with the New York Yankees, Baltimore Orioles, St. Louis Cardinals, California Angels, Philadelphia Phillies and the Tokyo Yakult Swallows, Hudler quickly became a fan favorite at all of his stops. Over 1,083 career big league games, Hudler, nicknamed "Wonder Dog", was a .261 career hitter with 56 home runs and 169 RBI.

Born in Tempe, Ariz., and a 1978 graduate of Bullard High School in Fresno, Calif., Hudler was a 1999 inductee into the Fresno Sports Hall of Fame. He excelled in all sports in high school, receiving 25 football scholarship offers before signing a letter of intent to play at Notre Dame. He chose baseball after being selected as the 18th overall pick by the Yankees in 1978.

Hudler is an award-winning broadcaster who began his announcing career as a special consultant for "Good Morning America" during the 1997 playoffs and 1998 Super Bowl. He is a four-time winner (2003, '05, '07, '09) of the Television Color Analyst of the Year by the Southern California Sports Broadcasters. Hudler won an Emmy in 2004 for "Angels in the Infield" and has loaned his voice to several baseball video games.

He is an active motivational speaker and he and his wife, Jennifer, founded "Team Up for Down Syndrome." The Hudlers have been awarded several honors for their community service. Each January, the Hudlers host a fashion show that benefits the Kansas City YMCA and features current Royals players.

Rex and Jennifer have four children: Alyssa, Cade, William and David.



JOEL GOLDBERG

ANNOUNCER

Joel Goldberg is in his 13th season as part of the Royals' broadcast team, serving as the host of the "Royals Live" pre-game and postgame shows. Goldberg also provides reports from various locations in the stadium throughout FOX Sports' Kansas City's game coverage. During the offseason, he serves as a hockey play-by-play announcer for the ECHL's Kansas City Mavericks. He also hosts a podcast, "Rounding the Bases" and does various public speaking engagements in the Kansas City area.

In 2018, Goldberg traveled with a group of Royals alumni to the Middle East to visit American troops serving overseas, hosting Fox Sports Kansas City's "This One's For You" broadcasts.

Goldberg came to Kansas City and FSKC's Royals broadcast team after three years covering the St. Louis Cardinals, Blues, Rams and other sports for FOX Sports Midwest in St. Louis. He started at FSN Midwest in January, 2005, after more than six years as a reporter and anchor at KTVI, the FOX broadcasting affiliate in St. Louis.

Goldberg won a Mid-America Emmy for sports reporting in 2001. He also worked as a reporter for the NBC affiliates in Rhinelander, Wis. and Madison, Wis., from 1994-98.

Goldberg, who was born in Philadelphia before moving to the Chicago area prior to high school, is a graduate of the University of Wisconsin. His wife, Susan, is a native of Overland Park, Kan. The couple has a son, Mason, and a daughter, Elliana.



JEFF MONTGOMERY

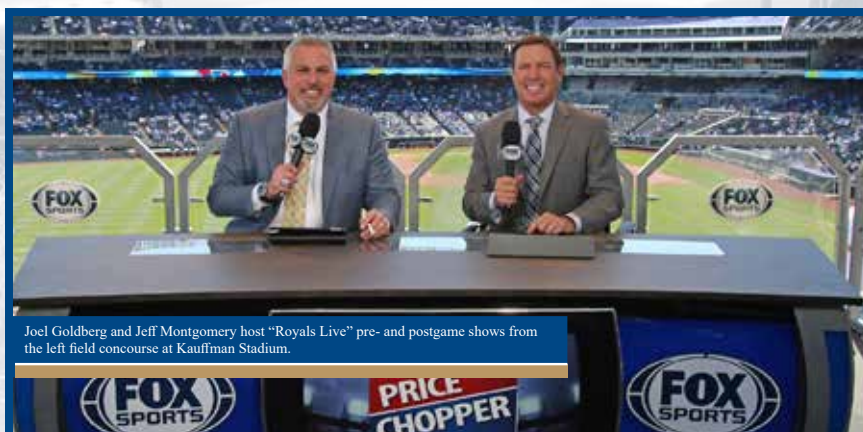
ANNOUNCER

Royals Hall of Fame pitcher Jeff Montgomery is in his 11th season contributing to Royals broadcasts on FOX Sports Kansas City, serving as a co-host on "Royals Live" pre-game and postgame shows. "Monty" also offers analysis in the broadcast booth during select games on FSKC.

He spent 12 of his 13 big league seasons with the Royals and is the club's all-time saves leader with 304. The three-time All-Star (1992, 1993, 1996) was the Rolands AL Reliever of the Year in 1993, finishing tied for the league lead with 45 saves, matching a club record at that time. He also holds the club record for career appearances (686) and ranked ninth on MLB's all-time saves list at the time of his retirement.

Montgomery has served as the Vice President of Union Broadcasting, Inc. in Kansas City since 1999, and also contributes to MLB Network shows and broadcasts.

He and his wife, Tina, have two daughters, Ashleigh and Kathryn and two sons, Connor and Spencer. Son, Spencer, is the Manager-Parking & Transportation with the Royals.



Joel Goldberg and Jeff Montgomery host "Royals Live" pre- and postgame shows from the left field concourse at Kauffman Stadium.

SPRING TRAINING HOME

The Royals 52nd Spring Training season in club history will be their 18th in Surprise, Ariz.

The Royals and Texas Rangers share a \$48 million, 10,500-seat multi-purpose Recreation and Major League Spring Training Campus on land owned by the City of Surprise. In addition, the city utilizes the facilities for adult and youth recreation programs, community events and programs, special events and meeting facilities.

The stadium complex and baseball practice fields are incorporated into a master-planned municipal center, including administrative offices, recreation/aquatic center, 23,000-square-foot library and 35-40 acre passive park.

In 2015, the Royals complex underwent an \$8-million renovation, adding approximately 14,000-square feet to the facility. The project included expanding the clubhouse, coaches' locker room, training and dining facilities, while giving the club six additional offices on site.

Surprise is approximately 35 minutes northwest of Phoenix, past Sun City West off Highway 60. The complex is located on 125 acres in the vicinity of Bullard Avenue and Greenway Road.

Populous (formerly HOK), an internationally-renowned Kansas City architectural firm devoted to creating exceptional sports facilities, was designated to design the facility.

Groundbreaking took place with Hall of Famers George Brett and Nolan Ryan in attendance on May 21, 2001. The facility was dedicated during a special ceremony and community celebration attended by members of the Royals and Rangers on December 7, 2002. The two teams played the first game at the complex on February 27, 2003, with the Royals coming away with a 6-3 win.

The Royals have won the unofficial Cactus League title three times, their first season in Arizona in 2003, 2011 and 2013.

SPRING TRAINING SITES

Ft. Myers, Fla.	1969-1987
Baseball City, Fla.	1988-2002
Surprise, Ariz.	2003-present



SPRING TRAINING QUICK FACTS

Team Hotel:

The Wigwam Golf Resort & Spa
300 Wigwam Blvd.
Litchfield Park, AZ 85340
Ph: 623-935-3811
Fax: 623-935-3737

Royals Offices:

Surprise Stadium
15946 N. Bullard Ave
Surprise, AZ 85374
Ph: 623-266-8000
Fax: 623-266-8012

Royals Ticket Office:

800-326-4000 or royals.com

Tickets.com:

800-352-0212

Surprise Stadium:

Left Field: 350 feet
Center Field: 400 feet
Right Field: 350 feet
Fence: 8 feet high
Turf: Grass



ALL-TIME SPRING EXHIBITION ATTENDANCE

Year	Home	Road	Other Sites	Total
1969	18,610	6,550	17,591	42,751
1970	22,901	13,325	-	36,226
1971	26,234	14,607	12,995	53,836
1972	24,729	18,598	-	43,327
1973	24,955	25,068	-	50,023
1974	25,244	15,284	4,327	44,855
1975	31,578	18,799	-	50,377
1976	16,524	6,996	-	23,520
1977	33,802	26,687	-	60,489
1978	40,742	23,519	-	64,261
1979	40,425	28,087	-	68,512
1980	39,017	27,419	-	66,436
1981	45,992	26,291	16,640	88,923
1982	50,938	27,463	-	78,401
1983	42,321	36,853	-	79,174
1984	59,190	30,709	7,390	97,289
1985	63,924	36,639	7,370	107,933
1986	65,354	38,397	19,016	122,767
1987	55,489	40,349	10,021	105,859
1988	89,999	58,354	5,137	153,490
1989	85,163	64,802	7,486	157,451
1990	20,535	26,548	-	47,083
1991	70,977	70,663	9,364	151,004
1992	87,058	67,762	-	154,820
1993	70,050	80,277	18,940	169,267
1994	67,070	81,474	-	148,544
1995	10,925	13,607	-	24,532
1996	44,768	62,281	-	107,049
1997	52,941	53,490	53,726	160,157
1998	40,145	62,469	-	102,614
1999	47,153	62,477	-	109,630
2000	40,283	80,470	-	120,753
2001	42,057	58,884	-	100,941
2002	44,854	61,860	-	106,714
2003	58,831	68,369	25,123	152,323
2004	77,787	93,830	51,595	223,212
2005	79,690	91,587	66,420	237,697
2006	70,412	74,102	61,774	206,288
2007	78,747	75,871	57,771	212,389
2008	83,118	95,818	41,908	220,844
2009	96,798	95,891	26,039	218,725
2010	79,149	82,926	31,557	193,632
2011	72,900	89,746	-	162,646
2012	76,238	91,949	20,440	188,627
2013	86,029	100,378	-	186,407
2014	84,598	106,406	25,374	216,378
2015	105,271	129,545	23,157	257,973
2016	126,108	211,758	90,318	428,184
2017	95,304	162,088	-	257,392
2018	95,525	122,903	-	218,428
2019	80,250	126,976	9,351	216,577
Totals	2,988,702	3,187,201	720,830	6,896,733

SPRING TRAINING QUICK FACTS

Team Hotel:
The Wigwam Golf Resort & Spa
300 Wigwam Blvd.
Litchfield Park, AZ 85340
Ph: 623-935-3811
Fax: 623-935-3737

Royals Offices:
Surprise Stadium
15946 N. Bullard Ave
Surprise, AZ 85374
Ph: 623-266-8000
Fax: 623-266-8012

Royals Ticket Office:
800-326-4000 or royals.com

Tickets.com:
800-352-0212

Surprise Stadium:
Left Field: 350 feet
Center Field: 400 feet
Right Field: 350 feet
Fence: 8 feet high
Turf: Grass



2020 SPRING TRAINING SCHEDULE

Date	Day	Opponent	Site	Time (CT)	Broadcast
February 21	Friday	TEXAS	Surprise	2:05 p.m.	Radio
February 22	Saturday	at Los Angeles Angels (SS)	Tempe	2:10 p.m.	
February 23	Sunday	CLEVELAND	Surprise	2:05 p.m.	Radio
February 24	Monday	SAN DIEGO	Surprise	2:05 p.m.	Radio
February 25	Tuesday	at Texas	Surprise	2:05 p.m.	
February 26	Wednesday	CHICAGO WHITE SOX (SS)	Surprise	2:05 p.m.	Radio
		at Chicago Cubs (SS)	Mesa	2:05 p.m.	
February 27	Thursday	at Milwaukee	Maryvale	2:05 p.m.	TV/Radio
February 28	Friday	SAN FRANCISCO (SS)	Surprise	2:05 p.m.	Radio
February 29	Saturday	at Seattle	Peoria	2:10 p.m.	
March 1	Sunday	OAKLAND	Surprise	2:05 p.m.	Radio
March 2	Monday	OFF DAY			
March 3	Tuesday	ARIZONA	Surprise	7:05 p.m.	TV/Radio
March 4	Wednesday	at San Diego	Peoria	2:10 p.m.	TV/Radio
March 5	Thursday	at Colorado (SS)	Scottsdale	2:10 p.m.	Radio
March 6	Friday	LOS ANGELES ANGELS	Surprise	2:05 p.m.	Radio
March 7	Saturday	CINCINNATI	Surprise	2:05 p.m.	
March 8	Sunday	at Chicago White Sox (SS)	Glendale	3:05 p.m.	Radio
March 9	Monday	at Arizona	Scottsdale	3:10 p.m.	Radio
March 10	Tuesday	MILWAUKEE (SS)	Surprise	3:05 p.m.	
		at Oakland (SS)	Mesa	3:05 p.m.	
March 11	Wednesday	at Cleveland	Surprise	3:05 p.m.	Radio
March 12	Thursday	SEATTLE (SS)	Surprise	3:05 p.m.	TV
March 13	Friday	at Texas (SS)	Surprise	8:05 p.m.	TV/Radio
March 14	Saturday	COLORADO	Surprise	3:05 p.m.	TV/Radio
March 15	Sunday	at San Francisco	Scottsdale	3:05 p.m.	Radio
March 16	Monday	OFF DAY			
March 17	Tuesday	LOS ANGELES DODGERS	Surprise	8:05 p.m.	TV/Radio
March 18	Wednesday	CHICAGO CUBS (SS)	Surprise	3:05 p.m.	TV
		at Los Angeles Angels (SS)	Tempe	3:10 p.m.	
March 19	Thursday	at Cincinnati (SS)	Goodyear	3:05 p.m.	
March 20	Friday	at Los Angeles Dodgers (SS)	Glendale	3:05 p.m.	Radio
March 21	Saturday	TEXAS	Surprise	2:05 p.m.	
March 22	Sunday	OFF DAY			
March 23	Monday	at Milwaukee	Milwaukee	6:40 p.m.	Radio
March 24	Tuesday	at Milwaukee	Milwaukee	6:40 p.m.	Radio

TV - Game televised on FOX Sports Kansas City; Radio - Game broadcast on the Royals Radio Network

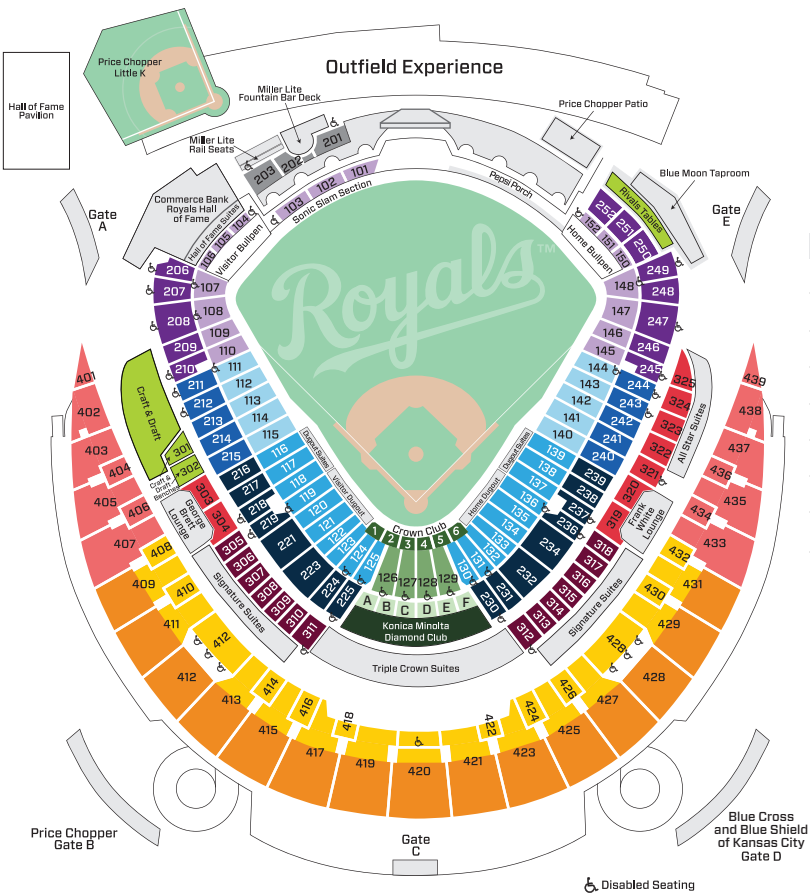
2019 SPRING TRAINING RESULTS

Date	Day	Opponent	Site	Result	Record	Att.
February 23	Saturday	TEXAS	Surprise	W, 9-1	1-0	4,067
February 24	Sunday	at Oakland	Mesa	W, 14-5	2-0	4,273
February 25	Monday	COLORADO	Surprise	L, 5-12	2-1	3,489
February 26	Tuesday	at Chicago White Sox (SS)	Glendale	L, 7-9	2-2	2,382
		LOS ANGELES DODGERS (SS)	Surprise	W, 8-2	3-2	3,419
February 27	Wednesday	at San Francisco	Scottsdale	L, 2-15	3-3	6,311
February 28	Thursday	SAN DIEGO	Surprise	W, 3-2	4-3	3,342
March 1	Friday	at Los Angeles Angels	Tempe	L, 7-10	4-4	5,576
March 2	Saturday	SEATTLE	Surprise	W, 8-0	5-4	6,631
March 3	Sunday	at Cleveland	Goodyear	W, 13-7	6-4	5,514
March 4	Monday	OFF DAY				
March 5	Tuesday	ARIZONA	Surprise	W, 5-3	7-4	5,567
March 6	Wednesday	at Chicago Cubs	Mesa	L, 1-4	7-5	12,036
March 7	Thursday	LOS ANGELES ANGELS (SS)	Surprise	W, 8-7	8-5	4,429
March 8	Friday	CINCINNATI	Surprise	W, 8-3	9-5	4,599
		at Los Angeles Dodgers	Glendale	W, 7-5	10-5	13,132
March 9	Saturday	at Arizona (SS)	Scottsdale	L, 5-13	10-6	11,365
March 10	Sunday	SAN DIEGO	Surprise	L, 6-11	10-7	7,148
March 11	Monday	at Seattle	Peoria	W, 5-1	11-7	4,877
		at Texas (SS)	Surprise	L, 2-6 (5)	11-8	4,088
March 12	Tuesday	CHICAGO WHITE SOX (SS)	Surprise	Cancelled - Rain		
March 13	Wednesday	CLEVELAND (SS)	Surprise	W, 17-7	12-8	5,264
March 14	Thursday	TEXAS (SS)	Surprise	L, 4-5	12-9	5,686
March 15	Friday	at Colorado	Scottsdale	L, 1-2	12-10	12,238
March 16	Saturday	MILWAUKEE (SS)	Surprise	W, 6-2	13-10	9,855
		at San Diego (SS)	Peoria	L, 5-10	13-11	6,286
March 17	Sunday	at San Francisco	Scottsdale	L, 2-7	13-12	10,684
March 18	Monday	OFF DAY				
March 19	Tuesday	CHICAGO CUBS (SS)	Surprise	W, 8-6	14-12	9,563
March 20	Wednesday	at Colorado	Scottsdale	W, 8-7	15-12	9,600
March 21	Thursday	at Cincinnati (SS)	Goodyear	W, 14-6	16-12	4,015
March 22	Friday	SAN FRANCISCO (SS)	Surprise	W, 15-3	17-12	7,191
March 23	Saturday	at Milwaukee (SS)	Maryvale	W, 6-4	18-12	8,171
March 24	Sunday	at Texas	Surprise	T, 3-3	18-12-1	6,428
March 25	Monday	at Omaha Storm Chasers	Omaha	L, 2-3	18-13-1	9,351

SPRING TRAINING YEAR-BY-YEAR RECORDS
1969 - 2019

Year	Home	Road	Other Sites	Total	Pct.	vs. AL	vs. NL
1969	6-6	4-7	0-2	10-15	.400	7-4	3-11
1970	4-7	3-9	—	7-16	.304	4-5	3-11
1971	4-7	4-9	2-0	10-16	.385	5-6	5-10
1972	5-5	3-6	—	8-11	.421	5-5	3-6
1973	7-4	5-9	—	12-13	.480	6-6	6-7
1974	10-0	3-8	0-1	13-9	.591	10-5	3-4
1975	9-3	4-8	—	13-11	.522	11-5	2-6
1976	6-2	2-3	—	8-5	.615	6-4	2-1
1977	7-6	10-3	—	17-9	.654	11-7	6-2
1978	9-4	3-8	—	12-12	.500	6-9	6-3
1979	7-5	4-8	—	11-13	.458	8-10	3-3
1980	6-6	8-2	—	14-8	.636	7-6	7-2
1981	7-5	4-6	2-0	13-11	.542	10-5	3-6
1982	8-4	2-7-2	—	10-11-2	.476	5-6-1	5-5-1
1983	5-6	5-9	—	10-15	.400	2-10	8-5
1984	7-5-1	6-5-1	1-0	14-10-2	.583	5-6	9-4-2
1985	4-10	8-5	—	12-15	.444	4-9	8-6
1986	6-6-1	5-6	0-2	11-14-1	.440	9-7-1	2-7
1987	6-7	6-5	0-1	12-13	.480	8-6	4-7
1988	10-6	7-7	—	17-13	.567	11-5	6-8
1989	8-6	8-5-2	—	16-11-2	.593	10-4-1	6-7-1
1990	3-3	4-3-1	—	7-6-1	.536	6-5-1	1-1
1991	8-5-1	6-8	—	14-13-1	.518	6-6	8-7-1
1992	6-11	6-7-1	—	12-18-1	.400	6-8	6-10-1
1993	6-8	4-10	2-0	12-18	.400	5-6	7-12
1994	11-3-1	5-11	—	16-14-1	.533	4-6	12-8-1
1995	2-3-1	4-2	—	6-5-1	.545	1-3	5-2-1
1996	6-9	9-5	1-0-1	16-14-1	.532	8-5	8-9-1
1997	7-10	6-7-1	1-1	14-18-1	.439	6-8-1	8-10
1998	8-7-1	6-8	—	14-15-1	.483	5-9-1	9-6
1999	13-4	9-5	—	22-9	.710	10-4	12-5
2000	10-5	8-11	—	18-16	.529	11-8	7-8
2001	10-4	6-7-1	—	16-11-1	.593	8-4	8-7-1
2002	7-6-1	6-9	—	13-15-1	.483	8-6	5-9-1
2003	8-5	10-3	1-2	19-10	.655	11-4	8-6
2004	7-7-1	8-6-1	2-0	17-13-2	.567	6-8-1	11-5-1
2005	7-7-1	5-8-2	2-0	14-15-3	.483	8-7-2	6-8-1
2006	8-6	8-3-2	1-1	17-10-2	.654	8-5-2	9-5
2007	7-7	4-9	0-2	11-18	.379	6-9	5-9
2008	7-6	8-7	1-1	16-14	.533	5-7	11-7
2009	10-4-3	7-9-1	1-1	18-14-4	.563	10-10-1	8-4-3
2010	7-6-2	6-6-2	1-1	14-13-4	.519	11-5-1	3-8-3
2011	10-5	10-5-1	—	20-10-1	.667	9-4-1	11-6
2012	10-5	5-10	1-1	16-16	.500	6-8	10-8
2013	14-2-1	11-5-1	—	25-7-2	.765	12-3-1	13-4-1
2014	5-7-2	7-7	1-1	12-16-2	.433	5-6-2	7-10
2015	7-6-1	12-4	2-0	20-10-1	.661	12-4	8-6-1
2016	10-5	4-15	0-4	14-21	.400	6-12	8-9
2017	6-7-2	11-9	—	17-15-2	.515	6-8-2	11-7
2018	7-9	9-4-3	—	16-13-3	.547	5-4-2	11-9-1
2019	11-3	7-9-1	0-1	18-13-1	.578	7-4-1	11-8
Totals	379-286-15	310-347-23	22-22-1	715-651-44	.523	367-316-22	347-334-22

2020 SEATING MAP



Premium Seating

Crown Club Seats

Konica Minolta
Diamond Club Box

Diagnosis Club Box

Diamond Club Sea

Konica Minolta

Field/Plaza Level

Dugout Box

 Dugout Plaza

Field Box

 Field Plaza

Outfield Bo

 Outfield Plaza

 Fountain Seats

Rivals Tables

Loge Level

Loge Infield

Loge Outfield

 Craft and Draft

View Level

View Box

View Reserved

View Outfield

 Disabled Seating

(816) 504-4040 | royals.com

royals.com

2020 Royals™ SCHEDULE

MARCH/APRIL

SUN	MON	TUE	WED	THU	FRI	SAT
22	23	24	25	26 FSKC 1:10 CWS	27	28 FSKC 1:10 CWS
29 FSKC 1:10 CWS	30 FSKC 12:10 DET	31	1 FSKC 12:10 DET	2 FSKC 3:05 SEA	3	4 FSKC 1:05 SEA
5 FSKC 1:05 SEA	6 FSKC 12:07 TOR	7 FSKC 7:05 DET	8 FSKC 12:35 DET	9 FSKC 6:07 TOR	10 FSKC 6:07 TOR	11 FSKC 2:07 TOR
12 FSKC 12:07 TOR	13 FSKC 7:05 CWS	14 FSKC 7:05 CWS	15 FSKC 7:05 CWS	16 FSKC 7:05 BAL	17 FSKC 7:05 BAL	18 FSKC 1:05 BAL
19 FSKC 1:05 BAL	20 FSKC 7:10 CWS	21 FSKC 7:10 CWS	22 FSKC 1:10 CWS	23	24 FSKC 6:10 TB	25 FSKC 12:10 TB
26 FSKC 12:10 TB	27 FSKC 5:35 BAL	28 FSKC 5:35 BAL	29 FSKC 5:35 BAL	30 FSKC 12:05 BAL		

MAY

SUN	MON	TUE	WED	THU	FRI	SAT
					1 FSKC 7:05 DET	2 FSKC 6:05 DET
3 FSKC 1:05 DET	4 FSKC 1:05 HOU	5 FSKC 7:05 HOU	6 FSKC 1:05 HOU	7	8 FSKC 7:10 MIN	9 FSKC 6:10 MIN
10 FSKC 1:10 MIN	11 FSKC 7:10 HOU	12 FSKC 7:10 HOU	13 FSKC 7:10 HOU	14	15 FSKC 7:05 LAD	16 FSKC 6:05 LAD
17 FSKC 1:05 LAD	18 FSKC 7:05 LAA	19 FSKC 7:05 LAA	20 FSKC 7:05 LAA	21 FSKC 12:35 LAA	22 FSKC 7:05 TEX	23 FSKC 1:05 TEX
24 FSKC 1:05 TEX	25 FSKC 6:10 BOS	26 FSKC 6:10 BOS	27 FSKC 6:10 BOS	28 FSKC 12:05 BOS	29 FSKC 6:10 CLE	30 FSKC 3:10 CLE

JUNE

SUN	MON	TUE	WED	THU	FRI	SAT
	1	2 FSKC 7:05 CWS	3 FSKC 7:05 CWS	4 FSKC 7:05 CWS	5 FSKC 7:05 CLE	6 FSKC 1:05 CLE
7 FSKC 1:05 CLE	8	9 FSKC 6:05 NYY	10 FSKC 6:05 NYY	11 FSKC 6:05 NYY	12 FSKC 7:05 MIN	13 FSKC 3:05 MIN
14 FSKC 1:05 MIN	15 FSKC 7:05 TEX	16 FSKC 7:05 TEX	17 FSKC 1:05 TEX	18 FSKC 9:10 SEA	19 FSKC 9:10 SEA	20 FSKC 3:10 SEA
21 FSKC 3:10 SEA	22 FSKC 7:40 COL	23 FSKC 7:40 COL	24 FSKC 2:10 COL	25	26 FSKC 7:05 CLE	27 FSKC 1:05 CLE
28 FSKC 1:05 CLE	29	30 FSKC 7:05 ARI				

JULY

SUN	MON	TUE	WED	THU	FRI	SAT
			1 FSKC 7:05 ARI	2	3 FSKC 6:10 DET	4 FSKC 3:10 DET
5 FSKC 12:10 DET	6 FSKC 7:10 MIN	7 FSKC 7:10 MIN	8 FSKC 12:10 MIN	9 FSKC 6:10 CLE	10 FSKC 6:10 CLE	11 FSKC 5:10 CLE
12 FSKC 12:10 CLE	13	14 ALL-STAR WEEK 2020	15	16	17 FSKC 7:05 BOS	18 FSKC 6:05 BOS
19 FSKC 1:05 BOS	20 FSKC 7:05 TB	21 FSKC 7:05 TB	22 FSKC 7:05 TB	23	24 FSKC 7:05 SD	25 FSKC 6:05 SD
26 FSKC 1:05 SD	27	28 FSKC 6:10 CLE	29 FSKC 6:10 CLE	30 FSKC 6:10 DET	31 FSKC 6:10 DET	

AUGUST

SUN	MON	TUE	WED	THU	FRI	SAT
						1 FSKC 5:10 DET
2 FSKC 12:10 DET	3	4 FSKC 7:05 STL	5 FSKC 7:05 STL	6 FSKC 7:05 MIN	7 FSKC 7:05 MIN	8 FSKC 6:05 MIN
9 FSKC 1:05 MIN	10 FSKC 7:05 NYY	11 FSKC 7:05 NYY	12 FSKC 12:35 NYY	13	14 FSKC 7:10 MIN	15 FSKC 6:10 MIN
16 FSKC 1:10 MIN	17 FSKC 8:40 ARI	18 FSKC 8:40 ARI	19	20 FSKC 7:05 CLE	21 FSKC 7:05 CLE	22 FSKC 6:05 CLE
23 FSKC 1:05 TOR	24 FSKC 7:05 TOR	25 FSKC 7:05 TOR	26 FSKC 7:05 TOR	27	28 FSKC 9:15 SF	29 FSKC 8:05 SF
30 FSKC 3:05 SF	31 FSKC 9:07 OAK					

SEPTEMBER

SUN	MON	TUE	WED	THU	FRI	SAT
		1 FSKC 9:07 OAK	2 FSKC 2:37 OAK	3	4 FSKC 9:07 LAA	5 FSKC 8:07 LAA
6 FSKC 3:07 LAA	7 FSKC 7:05 OAK	8 FSKC 7:05 OAK	9 FSKC 7:05 OAK	10 FSKC 12:35 OAK	11 FSKC 7:05 CWS	12 FSKC 6:05 CWS
13 FSKC 1:05 CWS	14	15 FSKC 6:45 STL	16 FSKC 12:15 STL	17 FSKC 7:10 CWS	18 FSKC 7:10 CWS	19 FSKC 6:10 CWS
20 FSKC 1:10 CWS	21 FSKC 7:05 DET	22 FSKC 7:05 DET	23 FSKC 7:05 DET	24 FSKC 7:05 DET	25 FSKC 7:05 MIN	26 FSKC 6:05 MIN
27 FSKC 2:05 MIN	28	29	30			

HOME AWAY

royals.com



PLEASE VISIT ROYALS.COM FOR UP-TO-DATE GAME TIMES, TICKETS AND TELECAST INFORMATION. OFFICIAL GAME DATES AND TIMES ARE SUBJECT TO CHANGE. ALL TIMES LISTED CENTRAL.

RADIO BROADCAST GAMES BROADCAST ON KCSP 610 AM. ADDITIONAL STATIONS THROUGHOUT THE MIDWEST ON ROYALS RADIO NETWORK. FOR TICKETS CALL 816-504-4040 (LOCAL), 1-800-6ROYALS (1-800-676-9257), LOG ON TO ROYALS.COM.

FS1

FOX SPORTS
KANSAS CITY

FOX SPORTS

610 & 610
HOME OF THE METS